

Orientation for Persons Granted Asylum Status

Presentation Created By:

San Francisco Department of Public Health, Newcomers Health Program
California Department of Public Health, Office of Refugee Health

For originals and dissemination contact :
newcomers.health@sfdph.org or asyleehealth@cdph.ca.gov

Topics Covered




Overview of Benefits, Services, and U.S. Systems

1. Important Documents
2. Refugee/Asylee Programs and Benefits
3. Health Care
4. Employment
5. Education
6. Immigration Topics
7. Responsibilities & Helpful Resources

FOR REFERENCE ONLY

Important Documents

- Asylum Grant Letter from USCIS or from the Immigration Court
- I-94 Card
- Social Security Card (SSN)
- Standard California Identification or California Driver's License
- "REAL ID" Identification or REAL ID Driver's License



FOR REFERENCE ONLY

Asylum Grant Letter

USCIS Approval Letter

SE*		1589 - APPLICATION FOR ASYLUM AND FOR WITHHOLDING OF REMOVAL
Received Date 8/13/2018	Priority Date	Applicant / Cit
Issue Date 4/29/2019	Page 1 of 3	

SAMPLE

Notice Type: Approval Notice

Asylum Approval

Applicants:

As of 04/29/2019, you have been granted asylum in the United States pursuant to section 208 of the Immigration and Nationality Act (INA). Your derivative family member(s) listed above - who are present in the United States, who were included in your asylum application, and for whom you have established a qualifying relationship - are granted derivative asylum. Enclosed with this letter you will find a completed Form I-94, *Arrival-Departure Record*, for you and each of your derivative family members listed above. Please retain this document.

Asylum is authorized for an indefinite period, but asylum status does not give you the right to remain permanently in the United States. Asylum status may be terminated pursuant to section 208(e)(2) of the INA if you no longer have a well-founded fear of persecution because of a fundamental change in circumstances, you have obtained protection from another country, or you have committed certain crimes or engaged in other activity that makes you ineligible to retain asylum status in the United States.

Now that you are an asylee, you may apply for certain benefits listed below. You are responsible for complying with applicable laws and regulations explained in this letter. In addition to your Form I-94, *Arrival-Departure Record*, we recommend that you retain the original of this letter as proof of your status and that you submit copies of this letter when applying for any of the benefits or services listed below.

You may obtain any of the U.S. Citizenship and Immigration Services (USCIS) forms mentioned in this letter on the USCIS website at www.uscis.gov through the National Customer Service Center at 1-800-375-5283, or at a local USCIS office.

Benefits

1. Employment Authorization

You are authorized to work in the United States for as long as you remain in asylum status. Your derivative family member(s) listed above are also authorized to work in the United States, so long as they retain derivative asylum status. You are authorized to work in the United States whether or not you are authorized to work in the United States, so long as they retain derivative asylum status. You are authorized to work in the United States whether or not you are authorized to work in the United States, so long as they retain derivative asylum status. You are authorized to work in the United States whether or not you are authorized to work in the United States, so long as they retain derivative asylum status. You are authorized to work in the United States whether or not you are authorized to work in the United States, so long as they retain derivative asylum status.

USCIS will mail to the last address you provided to USCIS a set of stars. USCIS will also mail EADs for each of your derivative family members (photo, and signature) at a USCIS Application Support Center (ASC) within 14 business days of the issuance of your asylum approval.

Contact information for asylum-based EAD questions are available at "ClockContacts". If your initial EAD is lost or stolen, you may request a replacement, to the address listed on the online "ClockContacts".

For more information, see the additional information on the back. You will be notified by mail if there is any change to the information on the back.

San Francisco Asylum Office
S. CITIZENSHIP & IMMIGRATION SVC
O. Box 77530
San Francisco CA 94107

USCIS Contact Center: www.uscis.gov/contactcenter

DEPARTMENT OF HOMELAND SECURITY
U.S. Customs and Border Protection

Asylum Status Granted Indefinitely
Section 208 Immigration and Nationality Act
APR 29 2019
321 ZSP

Departure Record

Admission Number
776

UK Family Name

Court Order

IMMIGRATION COURT
100 MONTGOMERY ST., SUITE 800
SAN FRANCISCO, CA 94104

SAMPLE

In the Matter of:
Respondent: **ASYLEE'S NAME**
CASE Number: A# **XXX-XXX-XXX**

IN REMOVAL PROCEEDINGS

ORDER OF THE IMMIGRATION JUDGE

This is a summary of the oral decision entered on October 23, 2019. This memorandum is solely for the convenience of the parties. If the proceedings should be appealed or reopened, the oral decision will become the official opinion in the case.

The respondent was ordered removed from the United States to _____ or in the alternative to _____.

Respondent's application for voluntary departure was denied and respondent was ordered removed to _____ or in the alternative to _____.

Respondent's application for voluntary departure was granted until _____ upon posting a bond in the amount of \$ _____ with an alternative order of removal to _____.

Respondent's application for:

Asylum was granted denied withdrawn other.

Withholding of removal was granted denied withdrawn other.

Respondent's application for withholding of removal deferral of removal under Article III of the Convention Against Torture was granted denied withdrawn other.

A Waiver under section _____ was granted denied withdrawn other.

Cancellation of removal under section 240A(a) was granted denied withdrawn other.

Respondent's application for:

Cancellation under section 240A(b)(1) was granted denied withdrawn other. If granted, it was ordered that the respondent be issued all appropriate documents necessary to give effect to this order.

Cancellation under section 240A(b)(2) was granted denied withdrawn other. If granted, it was ordered that the respondent be issued all appropriate documents necessary to give effect to this order.

Adjustment of Status under section _____ was granted denied withdrawn other. If granted, it was ordered that respondent be issued all appropriate documents necessary to give effect to this order.

Respondent's status was rescinded under section 246.

Respondent is admitted to the United States as a _____ until _____.

As a condition of admission, respondent is to post a \$ _____ bond.

Respondent knowingly filed a frivolous asylum application after proper notice.

Respondent was advised of the limitation on discretionary relief for failure to appear as ordered in the Immigration Judge's oral decision.

Proceedings were terminated.

Other: **Derivative under INA § 208(b)(3)**

Date: _____

- Verifies immigration status.
- Contains date asylum status was granted.
- Do not alter.



Asylum Approval Date

- Determines date of eligibility for public benefits.
- Start of 2-year time-period to apply for spouse and unmarried children under 21.

Written in Letter

Notice of Action Approval

Notice Date: 04/29/2019

Page: 1 of 3

Applicant: SAMPLE

Notice Type: Approval Notice

As of 04/29/2019, you have been granted asylum in the United States pursuant to section 208 of the Immigration and Nationality Act (INA). Your derivative family member(s) listed above - who are present in the United States, who were included in your asylum application, and for whom you have established a qualifying relationship - are granted derivative asylum. Enclosed with this letter you will find a completed Form I-94, *Arrival-Departure Record*, for you and each of your derivative family members listed above. Please retain this document.

Asylum is authorized for an indefinite period, but asylum status does not give you the right to remain permanently in the United States. Asylum status may be terminated pursuant to sections 208(c)(2) of the INA if you no longer have a well-founded fear of persecution because of a fundamental change in circumstances, you have obtained protection from another country, or you have committed certain crimes or engaged in other activity that makes you inadmissible to retain asylum status in the United States.

Now that you are an asylum, you may apply for certain benefits listed below. You are responsible for complying with applicable laws and regulations explained in this letter. In addition to your Form I-94, *Arrival-Departure Record*, we recommend that you retain the original of this letter as proof of your status and that you submit copies of this letter when applying for any of the benefits or services listed below.

You may obtain any of the U.S. Citizenship and Immigration Services (USCIS) forms mentioned in this letter on the USCIS website at www.uscis.gov, through the National Customer Service Center at 1-800-375-5283, or at a local USCIS office.

Benefits

1. Employment Authorization

You are authorized to work in the United States for as long as you remain in asylum status. Your derivative family member(s) listed above are also authorized to work in the United States, so long as they retain derivative asylum status. You are authorized to work in the United States whether or not you have an Employment Authorization Document (EAD). To demonstrate employment authorization to employers, you must show certain documentation such as an unrestricted Social Security card, a state-issued driver's license, or an unexpired EAD issued by USCIS. For a list of all documents that employers may accept as proof of employment authorization, consult the USCIS Form I-9, *Employment Eligibility Verification*, on the USCIS website at <http://www.uscis.gov/i-9-central>. Many employers also use E-Verify to electronically check your employment eligibility. You can learn your E-Verify rights and responsibilities by visiting <http://www.uscis.gov/e-verify>.

USCIS will mail to the last address you provided to USCIS a 14-day notice of action. USCIS will also mail EADs for each of your derivative family members to the last address you provided to USCIS. You may pick up your EADs at a USCIS Application Support Center (ASC) within 14 business days of the issuance of your asylum approval.

Contact information for asylum-based EAD questions are available on the USCIS website at www.uscis.gov/ead. If your initial EAD is lost or stolen, you may request a replacement EAD by contacting USCIS at 1-800-375-5283, to the address listed on the notice of action.

Please see the additional information on the back. You will be a U.S. Citizen when you have held your asylum status for 5 years.

San Francisco Asylum Office
U. S. CITIZENSHIP & IMMIGRATION SVC
P.O. Box 77330
San Francisco CA 94107

DEPARTMENT OF HOMELAND SECURITY
U.S. Customs and Border Protection

ASYLUM STATUS
Granted Indefinitely
Section 208 of the Immigration and Nationality Act

APR 29 2019

77b

77b

321 ZSP

14 Family Name: BLACK, JOE

16 Birth Date (Day/Mo/Yr): 01/17/79

17 Country of Citizenship: FRANCIE

Stamped on I-94

Departure Number

1-94
Departure Record

Department of Homeland Security
ASYLUM STATUS
Granted Indefinitely
Section 208 of the Immigration and Nationality Act

MAR 12 2009

SIGNATURE

AD
ZSE No. 000

U.S. CITIZENSHIP AND IMMIGRATION SERVICES

14 Family Name: BLACK, JOE

16 Birth Date (Day/Mo/Yr): 01/17/79

17 Country of Citizenship: FRANCIE

CBP Form I-94 (10 04)

See Other Side

STAPLE HERE

I-94

- Verifies immigration status. Contains unique admission number.
- Granted by the USCIS asylum office? Your I-94 is automatically included with your approval letter.
- Granted asylum by a judge in court? Your I-94 will be mailed to you from USCIS within 60 days.
- USCIS Contact Center **1-800-375-5283**.



DEPARTMENT OF HOMELAND SECURITY
U.S. Customs and Border Protection

USCIS OMB No. 1651-011

ASYLUM STATUS
Granted Indefinitely
Section 208
Immigration and Nationality Act

Departure Record

Admission Number
[REDACTED] 33

Signature: [REDACTED]
Officer: 335 ZSF
Location: 44 D468

18. Family Name: [REDACTED]

19. [REDACTED]

20. Birth Date (DD/MM/YY): [REDACTED]

21. Country of Citizenship: **NIGERIA**


See Other Side

CBP Form I-94 (05/08)
STAPLE HERE

Social Security Number (SSN)

Purpose and Instructions to Apply

- Your social security number serves as a unique personal identifier.
- To apply, visit your local Social Security field office.
- Bring USCIS Asylum Approval Letter or Immigration Court Order.
- Bring valid passport or photo ID.
- Search: SSA Office Locator <https://www.ssa.gov/locator/>
- Social Security Administration National Phone Number: 1-800-772-1213.




Last updated 11/08/24

Social Security Number (SSN)

Instructions to Remove Restrictions


- Visit your local Social Security office.
- Request an *unrestricted card*.
- Bring restricted social security card, asylum grant letter, and valid photo identification.
- Verify your address is current with Social Security Administration.
- Card should arrive within 30 days! The number will be the same, but restrictions removed.



Social Security Number (SSN)

Protect Your Number!

- Memorize it! Do not carry your Social Security Number (SSN).
- Shred papers with personal information.
- Beware of scams.
- Report fraud at: <https://identitytheft.gov/>




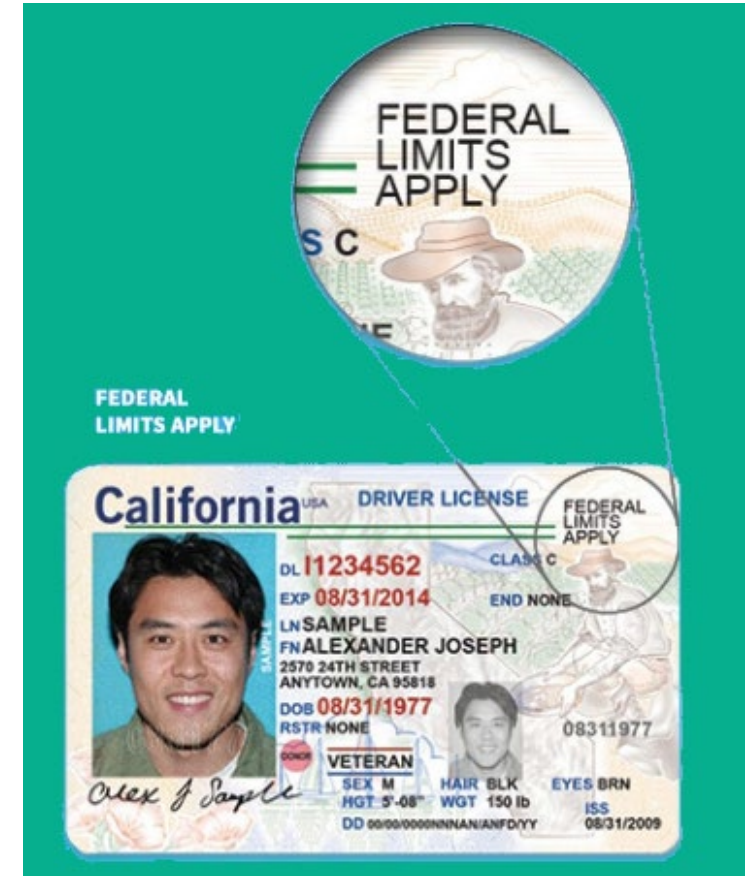
FOR REFERENCE ONLY

Last updated 11/08/24

CA Department of Motor Vehicles (DMV)

Standard California ID and Driver's License

- Form of identity document.
- Federal Limits Apply.
- NOT federal compliant.
- Can NOT use to board domestic flights after May 7, 2025.
- Can NOT use to enter federal facilities after May 7, 2025.



<https://www.dmv.ca.gov>

Last updated 11/08/24

Federally Compliant REAL ID and Driver's License

Form of Identity Document:

- Federal Compliant.
- Picture of bear + star in upper right corner = REAL ID.
- Can use to board domestic flights after May 7, 2025.
- Can use to enter federal facilities after May 7, 2025.

Documents Needed to Apply:


- Asylum Grant letter
- I-94
- Unexpired passport with a Valid Visa OR Unexpired EAD Card or Valid/Expired EAD card with Notice of Action (I-797C)
- Proof of social security number
- Two proofs of your CA address
- DMV fees



Last updated 11/08/24

Public Benefits

- CalFresh
- Refugee Cash Assistance (RCA)
- CalWORKs
- Medi-Cal
- Supplemental Security Income (SSI) for the Elderly, Blind, or Disabled



FOR REFERENCE ONLY

Public Charge

- Asylees are not subject to Public Charge law.
- Asylees are eligible to apply for government benefits.
- See the USCIS and CDSS webpage links to learn more:
 - <https://www.uscis.gov/green-card/green-card-processes-and-procedures/public-charge/public-charge-resources>
 - https://www.cdss.ca.gov/Portals/9/Additional-Resources/Letters-and-Notices/ACWDL/2022/CL_11-10-22.pdf?ver=2022-11-10-111915-687

FOR REFERENCE ONLY

Programs and Benefits for Refugees and Asylees

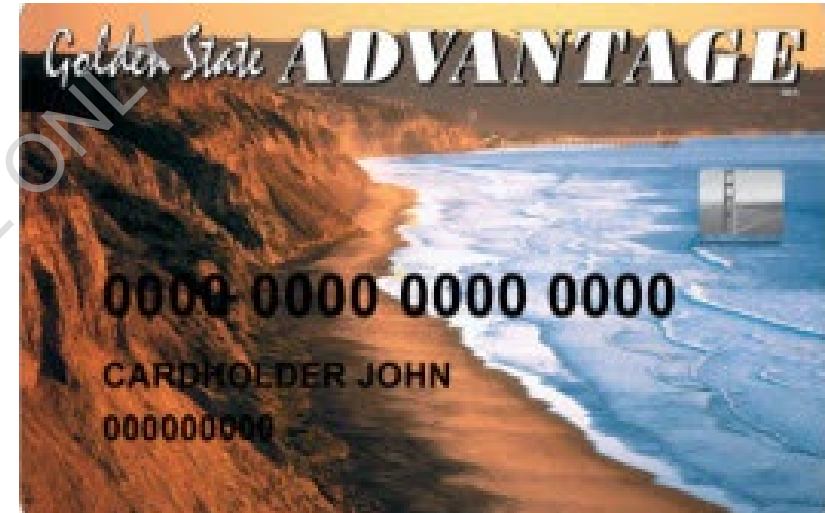
Where to Go and How to Apply

Names of Programs in CA:

- Food Assistance (CalFresh)
- Cash and Employment Assistance (RCA/CalWORKS)
- Health Coverage (Medi-Cal)
- All are based on financial situation and need
- Apply in person at your local County Social Services or Human Services Agency (HSA)
- Apply online at www.benefitscal.com

CalFresh Program for Food Support (SNAP)

- Provides monthly money for food to low-income households.
- Benefits are loaded monthly to the Electronic Benefit Card (EBT).
- Use your EBT like a debit card at:
 - Convenience Stores
 - Neighborhood Markets
 - Farmer's Markets
 - Grocery Stores



Refugee Cash Assistance Program (RCA)

- Employment focused cash-aid program.
- Time limited assistance of up to one year of aid..
- For low-income single individuals or married couples with NO minor aged children.
- Requirements:
 - Must participate in daily job training.
- Benefits can include:
 - Transportation funds.
 - English class and vocational training.
 - Financial aid for approved job training.
 - Benefits are loaded monthly onto an EBT card.
 - Can be used as a debit card at stores or bank ATMs.



CalWORKS (TANF)

- Employment focused cash-aid program.
- **For low-income families with children under age 19.**
- Requirements:
 - Head of Household must participate in daily job training.
- Benefits can include:
 - Transportation funds
 - English class and vocational training
 - Financial aid for approved job training
 - Childcare
 - Benefits are loaded monthly onto an EBT card.
 - Can be used as a debit card at stores or bank ATMs.



Medi-Cal (Medicaid)

- Government funded health insurance.
- Pays for doctor's visits, hospital and medicines.
- You may qualify depending on your income.
- All low-income individuals can qualify for full-scope Medi-Cal, regardless of immigration status





Specials Programs for the Elderly (65+), Blind, or Disabled

Supplemental Security Income (SSI)

- Provides cash support.
- Based on income.
- Apply at Social Security Administration.
- To read more, visit: <https://www.ssa.gov/pubs/EN-05-11051.pdf>

FOR REFERENCE ONLY



Specials Programs for the Elderly (65+), Blind, or Disabled

In Home Supportive Services (IHSS) via Medi-Cal

- IHSS worker can assist with daily life activities such as bathing, cooking, cleaning.
- Ask your local Social Services Agency Medi-Cal division for the nearest IHSS office.
- To read more, visit: <https://www.cdss.ca.gov/in-home-supportive-services>

FOR REFERENCE ONLY

Public Benefit Application Steps and Necessary Documents

Step One

Apply for benefits in the county where you live.

Prepare/bring:

- Receipt for SSN or card
- Photo ID
- I-94 and grant letter
- Rent/lease agreement
- Bank statements
- Vaccine records for minor children
- Car registration
- Discuss document delays with worker

Step Two

No rental contract or income?

- Write a declaration that states the address you live and how much you need to pay to contribute to costs
- Record and sign how much money you have and from what sources

Step Three

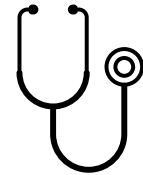


Keep the application receipt!

When will I receive an answer?

- CalFresh: 30 days
- CalWORKS (45 days)
- RCA 30 days
- Medi-Cal: 45 days

Healthcare

- Health Coverage
- Care for Physical & Mental Wellness
- Refugee/Asylee Health Assessment
- Dental Care
- No Cost Transportation Under Medi-Cal
- Emergency Alert Notifications



Health Coverage and Insurance Options in California

60-day Rule!

1. Medi-Cal or Refugee Medical Assistance (RMA Program)

2. Health Insurance Through Employment

3. Covered California and/or Private Marketplace

<http://www.coveredca.com/>
or call 1 (800) 300-1506 for assistance



What to Bring to the Doctor, Pharmacy, or Lab


Medi-Cal Card



or



Managed Health Care Plan Card



Medi-Cal Plan or
Employer Plan or
Covered California Plan Plus
and any Co-Payment



Photo Identification



In learning to access medical care, remember:

- Primary Care Provide (PCP) is the name of your doctor or clinic.
- For routine care, only use the assigned provider.
- Make sure name and date of birth are spelled correctly.
- Fix Medi-Cal card errors with your County Human Services Agency.
- Need help? Look at your plan card and call Member Services.

Refugee/Asylee Health Assessment Services

- Clinics available in 13 California Counties.
- Must have Medi-Cal.
- Includes: physical exam, lab work, immunizations, vision and hearing checks, mental health support, and referrals to specialists.
- Includes: many vaccines and tests required for Green Card.



Refugee Health Assessment Programs in California



<https://www.cdph.ca.gov/Programs/CID/ORH/Pages/Home.aspx>

Last updated 11/08/24

Refugee Health Assessment Programs in Northern CA/Bay Area Region

Sacramento County

Sacramento County Department of
Health Services

Sacramento County Health Center
4600 Broadway, Suite #2100
Sacramento, CA 95820
Phone: (916) 874-9227

SacCountyRefugeeHealth@saccounty.net

San Francisco, San Mateo, and Marin Counties

San Francisco Department of Public Health
Newcomers Health Program

995 Potrero Ave., Bld. 80, 5th Floor
San Francisco, CA 94110
Phone: (628) 206-8608

Newcomers.Health@sfdph.org

Appointment referral form:

<https://tinyurl.com/SF-Ref-Health>

Alameda County

Alameda Health System
Eastmont Wellness Center
6955 Foothill Blvd., Suite #400
Oakland, CA 94605
Phone: (510) 567-5858

rhapreferrals@alamedahealthsystem.org

Contra Costa County

Contra Costa County Health Department
Various locations in County

Phone: (925) 313-6893

maggie.nguyen@cchealth.org

Santa Clara County

TB Clinic/Refugee Health Assessment, Valley Health
Center

1996 Lundy Avenue
San Jose, CA 95131

Phone: 669-220-3000

Refugee Health Assessment Programs in Central California

Stanislaus County

Family & Pediatric Health Center Health Services Agency
Refugee Health Services Clinic
830 Scenic Drive, Suite A
Modesto, CA 95350
Phone: (209) 558-8400

FOR REFERENCE ONLY

Refugee Health Assessment Programs in Southern California

Orange County

Orange County Refugee Health Assessment Program
1725 W. 17th Street, Room 104M
Santa Ana, CA 92706
Phone: (714) 834-8717
OCRHAP@ochca.com

Los Angeles County

Central Health Center
241 N. Figueroa Avenue, Suite 254
Los Angeles, CA 90012
Phone : (818) 291-8902

San Bernardino County (also serves Riverside County)

San Bernardino Public Health Department
San Bernardino Health Center
590 N. D Street
San Bernardino, CA 92401

For Appointments please contact:

Mari Acosta: Phone: 909-458-9448 maria.acosta@dph.sbcounty.gov

Ruby Enriquez: Phone: 909-383-3074 ruby.enriquez@dph.sbcounty.gov

San Diego County

San Diego American Indian Health Center
2630 First Ave. Suite 207
San Diego, CA 92103
Phone: 619-234-2158
Email: rhap@sdaihc.org

Last updated 11/08/24

Refugee Health Assessment Programs

Washington State

Seattle Public Health Center
2124 Fourth Avenue, 4th Floor
Seattle, WA 98121
Ph. (206) 477-8214

Tacoma Pierce County Health Department
3629 South D Street
Tacoma, WA 98418
Ph. (425) 339-5225

Snohomish Health District
3020 Rucker Avenue, Suite 200
Everett, WA 98201
Ph. (425) 339-5225

Benton-Franklin Health District
7102 W Okanogan Place
Kennewick, WA 99336
Ph. (509) 460-4200

Sea Mar Community Health Centers
14508 #1 NE 20th Avenue
Vancouver, WA 98686
Ph. (360) 852-9070

Unify Community Health
120 West Mission Avenue
Spokane WA 99201
Ph. (509) 326-4343

Oregon State

Mid County Health Center
12710 SE Division Street
Portland, OR 97236
Ph: (503) 988-5558
No walk ins – phone calls only. Request
Mid County Health Center.
At Mid County Health Center, request
Refugee Screening Clinic

Virginia Garcia Memorial Health Center
Beaverton Wellness Center
2725 SW Cedar Hills Blvd., Suite 200
Beaverton, OR 97005
Ph. (503) 352-6000

Northwest Human Services
West Salem Clinic
1233 Edgewater Street NW
Salem, OR 97304
Ph. (503) 378-7526

No Refugee
Health Clinic in
your Area?

Or do you
already have a
primary care
doctor?



Recommended Health Screening Guidelines for Physicians who Serve Newly Arrived Refugee, Asylum Seeker, Asylee, and Humanitarian Parolee Populations in California

Summary

The California Department of Public Health's Office of Refugee Health provides comprehensive health screening for newly arrived refugees to California through eleven county programs. This tool provides recommended health screening guidelines which are in accordance with the Centers for Disease Control and Prevention (CDC) recommendations for the U.S. Domestic Medical Examination for Newly Arriving Refugees. These same standards are also applicable to asylees, asylum seekers, humanitarian parolees, as well as migrant populations in general.

<https://www.cdph.ca.gov/Programs/CID/ORH/CDPH%20Document%20Library/CDPHClinicianGuidelinesforPhysicianswhoServeRefugeePopulationsinCA.pdf>

Last updated 11/08/24

Need Assistance to Connect to Medical Care?

Contact:

California Department of Public Health,
Office of Refugee Health

Email Preferred : asyleehealth@cdph.ca.gov

Or leave voice or text messages: **NEW!** (916) 800-4337

Messages are returned within 5 days.

FOR REFERENCE ONLY

Steps to Get Medical Care



Obtain Health Insurance



Visit Refugee Health Assessment Clinic or your Primary Care Provider (PCP)



Start or update vaccines and tests needed for your green card application. Ask for a copy of your medical records or access to online records.

Dental Care



Medi-Cal

- To find a dentist who accepts Medi-Cal:
 - www.smilecalifornia.org
 - Or call: 1 (800) 322-6384
- Adults: pay for teeth cleaning 1x year, x-rays every 2 years, some dental work but NOT all.
- Children 0-18 years: most dental work is covered.

Employer Plan

- Choose from your employer's for the dental plan. Be prepared to cover some of the cost.

Individual Pays

- Dental care is expensive. Search for a low-cost provider. Agree to costs before dental work.

Last updated 11/08/24

Have Medi-Cal and Need a Ride to the Doctor, Dentist, Pharmacy, or Lab?



Medi-Cal Only Coverage:

Contact the Medi-Cal transport company in your area.

Full list of companies use this link and click on the section approved NMT Providers:

<https://www.dhcs.ca.gov/services/medi-cal/Pages/Transportation.aspx>



Medi-Cal Managed Health Care Plan Coverage:

Contact the Managed Health Care Plan Customer Service Number.



Last updated 11/08/24

Emergency Services

9-1-1:

- Dial 911 for life-threatening emergencies.
- For non-emergency needs, call your local police department.

Earthquake, Wildfire, Flood Notices:

- California Emergency Alerts: <http://www.calalerts.org>
- Click the tab: “Sign Up”




Break Time

Please Return in 5 minutes

NEXT UP:

- Employment
- Education
- Other Immigration Topics
- New Responsibilities & Helpful Resources



Employment

- Work Authorization: Proving your Right to Work
- Employment Forms
- Wage and Safety Rights
- State Unemployment Program
- Board Certification for Professionals



Employment Authorization Document (EAD)

- Individuals granted asylum are automatically authorized to work (no EAD needed).
- Provides proof of work authorization for **asylum applicants** with cases that are pending.
- Proof of identity.
- If you need a federally acceptable form of identity, apply for an EAD.
- Use USCIS Form I-765.
- Valid for 5 years.

USCIS Contact Center: 1-800-375-5283






New Job? Provide Your Employer With:

- An original unrestricted social security card
- A valid form of identity such as an unexpired state ID or driver's license
- Document with immigration status such as I-94.
- List of Acceptable Documents to show employers

An EAD is only needed if an asylee does not have any other form of valid photo identity.

Prove Your
Right to Work



Last updated 11/08/24

Employment Eligibility Verification USCIS Form I-9

Section 1. Employee Information

Under status: Asylees check Box # 4 "noncitizen authorized to work until":

- N/A as there is no work expiration date for asylum status.
- Provide Alien Registration Number or I-94.

Employment Eligibility Verification
Department of Homeland Security
U.S. Citizenship and Immigration Services

USCIS
Form I-9
OMB No. 1615-0047
Expires 07/31/2026

START HERE: Employers must ensure the form instructions are available to employees when completing this form. Employers are liable for failing to comply with the requirements for completing this form. See below and the [Instructions](#).

ANTI-DISCRIMINATION NOTICE: All employees can choose which acceptable documentation to present for Form I-9. Employers cannot ask employees for documentation to verify information in **Section 1**, or specify which acceptable documentation employees must present for **Section 2** or Supplement B, Reverification and Rehire. Treating employees differently based on their citizenship, immigration status, or national origin may be illegal.

Section 1. Employee Information and Attestation: Employees must complete and sign Section 1 of Form I-9 no later than the first day of employment, but not before accepting a job offer.

Last Name (Family Name)		First Name (Given Name)		Middle Initial (if any)	Other Last Names Used (if any)	
Address (Street Number and Name)		Apt. Number (if any)	City or Town		State	ZIP Code
Date of Birth (mm/dd/yyyy)	U.S. Social Security Number	Employee's Email Address		Employee's Telephone Number		
I am aware that federal law provides for imprisonment and/or fines for false statements, or the use of false documents, in connection with the completion of this form. I attest, under penalty of perjury, that this information, including my selection of the box attesting to my citizenship or immigration status, is true and correct.		Check one of the following boxes to attest to your citizenship or immigration status (See page 2 and 3 of the instructions.):				
		<input type="checkbox"/> 1. A citizen of the United States				
		<input type="checkbox"/> 2. A noncitizen national of the United States (See Instructions.)				
		<input type="checkbox"/> 3. A lawful permanent resident (Enter USCIS or A-Number.)				
		<input checked="" type="checkbox"/> 4. A noncitizen (other than Item Numbers 2. and 3. above) authorized to work until (exp. date, if any) N/A				
		If you check Item Number 4., enter one of these:				
		USCIS A-Number		OR	Form I-94 Admission Number	
Signature of Employee						Foreign Passport Number and Country of Issuance
		Today's Date (mm/dd/yyyy)				

If a preparer and/or translator assisted you in completing Section 1, that person MUST complete the [Preparer and/or Translator Certification](#) on Page 3.

Section 2. Employer Review and Verification: Employers or their authorized representative must complete and sign Section 2 within three business days after the employee's first day of employment, and must physically examine, or examine consistent with an alternative procedure authorized by the Secretary of DHS, documentation from List A OR a combination of documentation from List B and List C. Enter any additional documentation in the Additional Information box; see Instructions.

Last updated 11/08/24

What If My Employer Does Not Understand My Immigration Status?



Civil Rights Division
U.S. Department of Justice

- Show your employer “Information for Refugees and Asylees About the I-9 Form” found at this link in many languages:
 - www.justice.gov/crt/worker-information
- Contact the Department of Justice, Immigrant and Employee Rights Division:
 - Employer hotline: 1-800-255-8155
 - Worker hotline: 1-800-255-7688



FOR REFERENCE ONLY

Last updated 11/08/24

Worker Rights in the U.S.

- California minimum wage: \$16 per hour.
- Cities may set higher wages.
- All workers have rights to rest and meal breaks and to work in a safe environment.



Report concerns and violations at: <https://www.dir.ca.gov>

Job Loss and Unemployment Insurance (UI)

- Each state has an Employment Development Department (EDD), which administers the UI program.
- California EDD website: <https://edd.ca.gov>
- Contact EDD to see if you qualify for UI benefits.

FOR REFERENCE ONLY

Last updated 11/08/24

Do you hold a professional degree and license to practice your profession from your home country?

Special Program in CA for Refugees, Asylees, and SIV Holders



- Receive help to understand the licensure process in California, Contact the Department of Consumer Affairs (DCA).
- https://www.dca.ca.gov/about_us/ab2113.shtml




EDUCATION INFORMATION FOR CHILDREN AND ADULTS

School for Minor-Aged Children

- School is free of charge and mandatory ages 6-18 years.
- Visit your local Unified School District Office to register and enroll.
- Some areas may offer Charter Schools.
- CA now offers no-cost transitional kindergarten for ages 4-5.
- Ask your district for newcomer student and family programs.
- Bring proof of current address, child vaccine records, identity document, and prior records, if any.





Education Resources for Adults

Adult Education Schools: free or low-cost English, citizenship, and GED high school diploma courses

Community Colleges: English classes and 2-year degree programs, vocational training

California State University (CSU): 4-year degree programs

University of California (UC): 4-year degree programs

Private colleges and universities: degree programs

California Vocational Schools directory: <http://california-vocational-schools.com>

Is the school accredited? What is the cost?

Education Resources for Adults

USA Hello

- FREE Online Center for information and education for refugees, asylum seekers, immigrants, and new arrivals.
- <https://usahello.org/>
- **Education Topics:** Free English classes, Jobs in the USA, life in the USA, US Law, money, American culture, health, education.
- Information is provided in various languages.

USA Learns

- FREE Online English and Citizenship Classes.
- <https://www.USAlearns.org>

California Adult Education Program

- <https://caladulted.org/>

California Vocational Schools Directory

- <http://california-vocational-schools.com/>


Free Application for Federal Student Aid (FAFSA)

- Main form used in U.S. to apply for financial aid to pay for higher education.
- www.fafsa.ed.gov
- Note important timelines and apply early!
- Also meet with school financial aid counselor to discuss student loans and scholarships.

Last updated 11/08/24

IMMIGRATION TOPICS

- United States Citizenship and Immigration Services (USCIS) Website
- Mandatory Reporting of Changes of Address
- Fee Changes effective April 1, 2024
- Family Reunification
- International Travel Document
- Lawful Permanent Residency (Green Card)
- Naturalization to Citizenship
- Legal Resources



USCIS: Only Use the Official Government Website

<https://www.uscis.gov>

- Use the ‘Ask Emma’ virtual assistant in English or Spanish
- Use the ‘Search our Site’ feature
- Find all current immigration forms
- File a form online and manage your case
- [USCIS | myUSCIS Home Page](#)
- Check processing times for various applications
- Request an appointment at a field office at <https://my.uscis.gov/appointment/v2>

Need Help? Ask Emma >



Español 

Search our Site



Most Accessed Forms



File an application online, download forms, and learn about eligibility and filing requirements.

[I-130, Petition for Alien Relative](#)

[I-765, Application for Employment Authorization](#)

Have You Moved?



YOU MUST report each change of address to USCIS within 10 days of each move with an AR-11 change of address form.

If you filed electronically for your asylum claim:

- Use your USCIS on-line account to file an AR-11 form.
- Proof of change will be generated.

If you filed a paper application for your asylum claim:

- Complete an AR-11 form and mail it to USCIS.
- Notice of receipt will be mailed.

USCIS Fee Changes

Effective April 1, 2024, USCIS is charging new fees for certain applications.

Frequently Asked Questions:

<https://www.uscis.gov/forms/filing-fees/frequently-asked-questions-on-the-uscis-fee-rule>

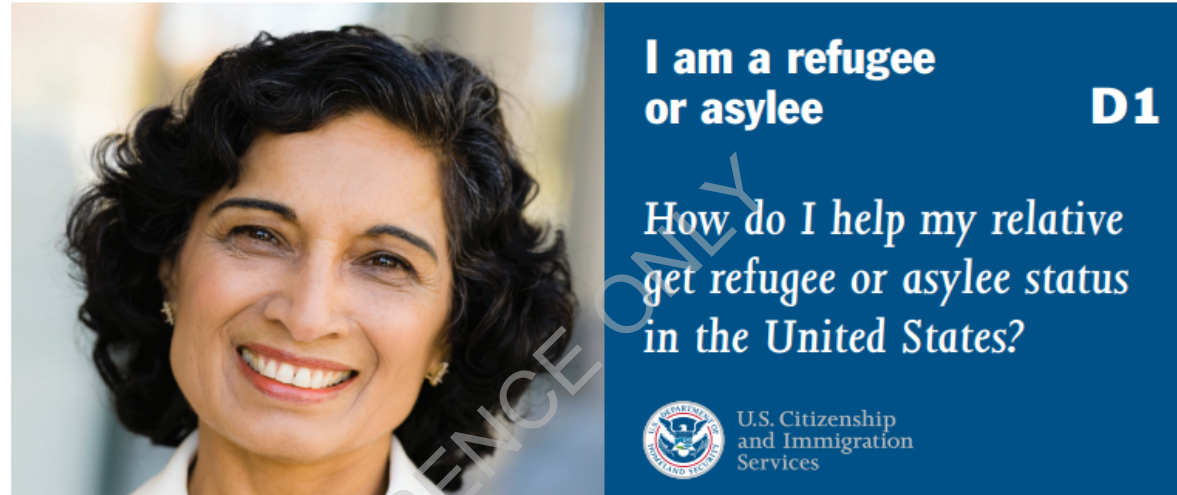
Fee Calculator: <https://www.uscis.gov/feecalculator>

Fee Waivers continue to be available for those who are low-income.

Last updated 11/08/24

USCIS Guidance Sheets

Frequently Asked Questions for Refugees and Asylees



If you are currently in refugee or asylee status, you may be able to help your relative obtain asylee or refugee status. You can start the process by filing a **Form I-730, Refugee/Asylee Relative Petition**. Filing instructions and forms are available on our Web site at www.uscis.gov.

Who are the relatives for whom I may file?

If you were admitted to the United States as a refugee or were granted asylum less than 2 years ago, you may file an I-730 for the following relatives:

- Husband or wife;
- Unmarried children who were under age 21 at the time you were admitted as a refugee or granted asylum in the United States.

An I-730 petition must be filed within 2 years of being admitted as a refugee or being granted asylum. If it has been longer than 2 years since you were admitted as a refugee or were granted asylum, you may want to get legal advice to determine if there are any other immigration benefits available to your relative.

What happens after I file for my relative?

Embassy or consulate will notify your relative when and where to appear, inviting him or her to apply for travel authorization to enter the United States.

After I file, how long will it take before my relative's petition can be approved?

The time it takes to process and approve your relative's petition depends on a number of factors. Once you file, we will send you a receipt. You can check and monitor current processing times on our Web site.

If I marry after I become a refugee or asylee, can I file an I-730 for my husband or wife?

You cannot file an I-730 for your husband or wife if the marriage occurred after you become a refugee or asylee. However, you may want to get legal advice to determine if there are any other immigration benefits available to your spouse.

Can I help any other relatives?

The law limits eligibility to the relatives listed in this customer guide.

Last updated 11/08/24

Frequently Asked Questions for Refugees and Asylees

Links to Key USCIS Guidance Sheets

- How do I help my relative get refugee or asylee status in the United States?
<https://www.uscis.gov/sites/default/files/document/guides/D1en.pdf>
- How do I show my employer that I am authorized to work in the United States?
<https://www.uscis.gov/sites/default/files/document/guides/D2en.pdf>
- How do I become a U.S. permanent resident?
<https://www.uscis.gov/sites/default/files/document/guides/D3en.pdf>
- How do I get a refugee travel document?
<https://www.uscis.gov/sites/default/files/document/guides/D4en.pdf>

Last updated 11/08/24

Refugee/Asylee Relative Petition USCIS Form I-730

Family Reunification

- Must file the petition within 2 years of asylum status.
- Petition for spouse and unmarried children under age 21 who live abroad.
- Family members must have been listed in your original asylum application.
- Members must have no basis for denial (such as security threat, persecution of others, criminal conviction).
- Family members qualify for benefits as derivative asylees.
- Fee to Apply: \$0.00
- Use USCIS Form I-730.
- Processing times: variable.


<https://www.uscis.gov/i-730>



Refugee Travel Document USCIS Form I-131

International Travel

- Use a Travel Document for international travel and re-entry to the U.S.
- No travel document needed for domestic travel within the United States.
- Call the consulate of the country you will visit to ask if the country accepts a U.S. Travel Document.
- Fee to apply: \$135-165 based on age. New fee effective 4/1/2024.
- Use USCIS Form I-131.
- Processing times: 10-13 months.
- Valid for 1 year.
- Visiting your home country may jeopardize your asylum status.



<https://www.uscis.gov/i-131>

Last updated 11/08/24

Application to Register Permanent Residence or Adjust Status to Lawful Permanent Resident (Green Card) USCIS Forms I-485 & I-693

May apply any time after being granted asylum. No longer need to wait 1 year to submit application.

Must be physically present in the U.S. for 365 days before the grant of the application occurs.

1. Application Process

Complete USCIS Form I-485: <https://www.uscis.gov/i-485>

- Prepare for fees. Or if low income, apply for fee waiver: <https://www.uscis.gov/i-912>

2. Medical Exam Process

- Schedule a I-693 medical exam with a registered civil surgeon: <https://my.uscis.gov/findadoctor>
- Medical exam **on or after Nov. 1, 2023, does not expire.**



USCIS Clarifies Physical Presence Guidance for Asylees and Refugees for Adjustment of Status (Green Card)

- News Release Date
- 02/02/2023
- Effective immediately, U.S. Citizenship and Immigration Services (USCIS) has updated guidance in the [USCIS Policy Manual](#) to clarify that both asylees and refugees must have been physically present in the United States for one year **when we adjudicate their [Form I-485, Application to Register Permanent Residence or Adjust Status](#), rather than at the time they file their adjustment of status application.** This applies to all Form I-485 and [Form N-400, Application for Naturalization](#), applications pending on Feb. 2, 2023, and those filed on or after that date.
- This update will promote consistency across asylee and refugee adjustment of status applications. If we cannot determine whether an applicant satisfies the one-year physical presence requirement by reviewing their file or our records when we adjudicate their Form I-485, we may request additional evidence.



U.S. Citizenship USCIS Form N-400

After 1 year with asylum status & 4 years with legal permanent residency.

Benefits of citizenship:

- U.S. Passport
- Vote
- Eligible for some federal jobs
- Eligible for additional family reunification programs
- Cannot be removed from the U.S.
- Save for fees. Or if low income, apply for reduced fee or a fee waiver
- Required to pass written and verbal exam in English language on U.S. history and government

Application: <https://www.uscis.gov/n-400>

Reduced Fee: <https://www.uscis.gov/i-942>

Fee Waiver: <https://www.uscis.gov/i-912>



Legal Resources

Attorneys and Accredited Representatives


- Licensed Attorney, Immigration Lawyer Search:
<https://apps.calbar.ca.gov/attorney/LicenseeSearch/QuickSearch?FreeText=>
- Find a Licensed Accredited Legal Representative:
www.justice.gov/eoir/recognition-accreditation-roster-reports
- National Immigration Legal Service Directory:
<https://www.immigrationadvocates.org/nonprofit/legaldirectory/>

Beware of Immigration Scams and Notario Fraud!

- Notarios are not licensed to offer legal advice.
- Notarios can prepare and file documents per request but may not be specialist in immigration documents.
- Report scams to the California Attorney General – Fraud Unit:
www.oag.ca.gov/consumers
- See the Immigrant Legal Resource Center to read more:

www.ilrc.org

Last updated 11/08/24



Final Notes

- Update Your Address
- Selective Service
- Understand Laws in the U.S.
- Pay Taxes

FOR REFERENCE ONLY



Change of Address



USCIS – mandatory, within 10 days of move.

- <https://www.uscis.gov/ar-11>

DMV – within 10 days.

- <https://www.dmv.ca.gov>

U.S. Postal Service – can forward mail to new address for one year.

- <https://www.usps.com>

- Social Security Office
- County Human/Social Service Office
- Employers, Banks, Utility Companies

Last updated 11/08/24

Selective Service

- Mandatory for males aged 18-25.
- Register online at <https://www.sss.gov> or
- Register at a U.S. Post Office.
- Keep proof of registration.
- Required for government financial aid for college/university education.
- Required for citizenship application.



Follow Federal and State Laws

- Federal law governs immigration.
- Many US states have legalized medical and/or recreational marijuana.
- It is a **Federal Offense** to possess marijuana.
- Request legal representation, if needed.



Types of Crimes in the U.S.

- Domestic Violence
- Child Abuse
- Crimes of Violence
- Buying, Selling or Using Drugs or
- Driving Under the Influence of Drugs or Alcohol
- False Claims as a U.S. citizen
- To read more on U.S. cultural orientation and laws, visit: <https://www.usahello.org>

FOR REFERENCE ONLY



Federal and State Taxes to the Internal Revenue Service (IRS)

- File your federal and state taxes in each year you earn income.
- Your employer will send you a W-2 or 1099 form each year in January.
- You may get a tax refund.
- Be aware of tax filers who charge high fees!
- To find FREE tax preparation services: <https://irs.gov>
- You may only include dependents who live with you in the U.S. on your taxes.



FOR REFERENCE ONLY

Thank You!

For asylee navigation webpage, visit:

<https://www.cdph.ca.gov/Programs/CID/ORH/Pages/Asylee-Information.aspx>

For slides and resources, visit:

<https://www.sf.gov/resource/2023/new-asylee-orientation-materials-and-resources>

FOR REFERENCE ONLY



Feedback Survey

<https://forms.office.com/g/3NWGfp3Hdv>



Last updated 11/08/24

