

# Questions? We are here to help you!

**Department of Elections**  
1 Dr. Carlton B. Goodlett Place  
City Hall, Room 48  
San Francisco, CA 94102

Email: [sfvote@sfgov.org](mailto:sfvote@sfgov.org)  
Phone: (415) 554-4375  
Fax: (415) 554-7344  
TTY: (415) 554-4386

中文: (415) 554-4367  
Español: (415) 554-4366  
Filipino: (415) 554-4310



[sfelections.org](http://sfelections.org)

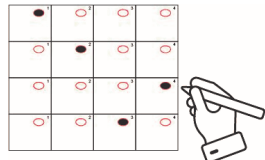
/sfelections

## Ways to learn about and practice RCV

- 1 Practice ranking your favorite candidate now
- 2 Use the RCV practice tool at [sfelections.org/rcv](http://sfelections.org/rcv)
- 3 Refer to RCV info in your Voter Pamphlet.
- 4 Learn about RCV in the insert enclosed with your mail ballot.
- 5 Review RCV instructions on your ballot before marking your choices.

## Demonstration Ballot

**INSTRUCTIONS TO VOTERS / 選民須知**



Use a pen with black or blue ink.

Fill in the oval to rank candidates in the order of your choice.

- In the 1st column, select your 1st choice candidate.
- In the 2nd column, select your 2nd choice candidate.
- In the 3rd column, select your 3rd choice candidate, and so on.

Do not fill in more than one oval in the same column.  
Do not fill in more than one oval in the same row.

You may rank as many or as few candidates as you like. If there are fewer than three candidates for an office, you may mark your choice or choices and leave the remaining columns blank.

To vote for a qualified write-in candidate, write the candidate's name in the space at the end of the candidate list and fill in the oval for the rank.

If you make a mistake, you may request a new ballot.

---

使用黑色或藍色墨水的筆。

按您選擇的候選人排名次序來填塗橢圓圈。

- 在第一列，選擇您的第一選擇候選人。
- 在第二列，選擇您的第二選擇候選人。
- 在第三列，選擇您的第三選擇候選人，如此類推。

請勿在同一列填塗超過一個橢圓圈。  
請勿在同一行填塗超過一個橢圓圈。

您可以按個人意願決定為多少位候選人定出排名次序。如果某項公職競選的候選人少於三人，在標記了您的選擇之後，您可以把餘下的各列留空。

如要投票給某位合資格補寫候選人，請在候選人名單末提供的位置上填寫此人的姓名，並填塗其排名次序的橢圓圈。

如果填寫錯誤，您可以要求一份新的選票。

**FAVORITE VEGETABLE**  
最喜愛的蔬菜

Rank up to 5 candidates. Fill in no more than 1 oval in each column.  
最多可排序五個選擇。每列不可填塗超過一個橢圓圈。

	1st Choice 第一選擇	2nd Choice 第二選擇	3rd Choice 第三選擇	4th Choice 第四選擇	5th Choice 第五選擇
PEPPER 紅椒	<input type="radio"/> <sup>1</sup>	<input type="radio"/> <sup>2</sup>	<input type="radio"/> <sup>3</sup>	<input type="radio"/> <sup>4</sup>	<input type="radio"/> <sup>5</sup>
BROCCOLI 西蘭花	<input type="radio"/> <sup>1</sup>	<input type="radio"/> <sup>2</sup>	<input type="radio"/> <sup>3</sup>	<input type="radio"/> <sup>4</sup>	<input type="radio"/> <sup>5</sup>
CARROT 胡蘿蔔	<input type="radio"/> <sup>1</sup>	<input type="radio"/> <sup>2</sup>	<input type="radio"/> <sup>3</sup>	<input type="radio"/> <sup>4</sup>	<input type="radio"/> <sup>5</sup>
SPINACH 菠菜	<input type="radio"/> <sup>1</sup>	<input type="radio"/> <sup>2</sup>	<input type="radio"/> <sup>3</sup>	<input type="radio"/> <sup>4</sup>	<input type="radio"/> <sup>5</sup>
ONION 洋蔥	<input type="radio"/> <sup>1</sup>	<input type="radio"/> <sup>2</sup>	<input type="radio"/> <sup>3</sup>	<input type="radio"/> <sup>4</sup>	<input type="radio"/> <sup>5</sup>
	<input type="radio"/> <sup>1</sup>	<input type="radio"/> <sup>2</sup>	<input type="radio"/> <sup>3</sup>	<input type="radio"/> <sup>4</sup>	<input type="radio"/> <sup>5</sup>



San Francisco voters use ranked-choice voting (RCV) to fill many local offices.

RCV allows voters to rank candidates in order of preference.

Learn more, inside!



CITY AND COUNTY OF SAN FRANCISCO  
**DEPARTMENT OF ELECTIONS**

# Marking a RCV Contest

Starting on the left side, fill in one oval per column:

Mark the 1st column for your 1st choice candidate

Mark the 2nd column for your 2nd choice candidate

Mark the 3rd column for your 3rd choice candidate

And so on...

	1st Choice	2nd Choice	3rd Choice	4th Choice	5th Choice
Pepper	<input type="radio"/>	<input type="radio"/>	<input type="radio"/>	<input type="radio"/>	<input checked="" type="radio"/>
Broccoli	<input checked="" type="radio"/>	<input type="radio"/>	<input type="radio"/>	<input type="radio"/>	<input type="radio"/>
Carrot	<input type="radio"/>	<input type="radio"/>	<input checked="" type="radio"/>	<input type="radio"/>	<input type="radio"/>
Spinach	<input type="radio"/>	<input checked="" type="radio"/>	<input type="radio"/>	<input type="radio"/>	<input type="radio"/>
Onion	<input type="radio"/>	<input type="radio"/>	<input type="radio"/>	<input type="radio"/>	<input type="radio"/>
Corn	<input type="radio"/>	<input type="radio"/>	<input type="radio"/>	<input checked="" type="radio"/>	<input type="radio"/>

To vote for a write-in candidate, write the name in the space at the end of the candidate list and fill in the oval for the rank.

# Ranking Tips

You can rank as many candidates as you like, up to 10.

1st Choice	2nd Choice	3rd Choice	4th Choice
<input type="radio"/>	<input checked="" type="radio"/>	<input type="radio"/>	<input type="radio"/>
<input checked="" type="radio"/>	<input type="radio"/>	<input type="radio"/>	<input type="radio"/>
<input type="radio"/>	<input type="radio"/>	<input type="radio"/>	<input type="radio"/>
<input type="radio"/>	<input type="radio"/>	<input type="radio"/>	<input type="radio"/>

You do not have to rank all the candidates. (You can leave columns blank.)

1st Choice	2nd Choice	3rd Choice	4th Choice
<input type="radio"/>	<input type="radio"/>	<input type="radio"/>	<input type="radio"/>
<input checked="" type="radio"/>	<input checked="" type="radio"/>	<input checked="" type="radio"/>	<input checked="" type="radio"/>
<input type="radio"/>	<input type="radio"/>	<input type="radio"/>	<input type="radio"/>
<input type="radio"/>	<input type="radio"/>	<input type="radio"/>	<input type="radio"/>

Do not fill in more than one oval per column. We will not be able to count either vote.

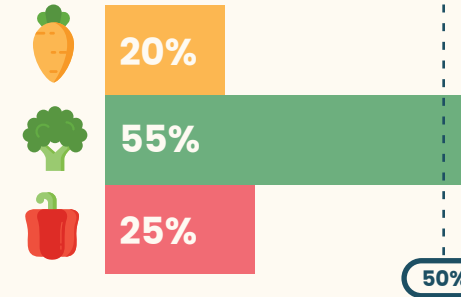
1st Choice	2nd Choice	3rd Choice	4th Choice
<input type="radio"/>	<input type="radio"/>	<input type="radio"/>	<input type="radio"/>
<input checked="" type="radio"/>	<input checked="" type="radio"/>	<input checked="" type="radio"/>	<input checked="" type="radio"/>
<input type="radio"/>	<input type="radio"/>	<input type="radio"/>	<input type="radio"/>
<input type="radio"/>	<input type="radio"/>	<input type="radio"/>	<input type="radio"/>

Do not rank the same candidate multiple times. We will only be able to count your first ranking and will disregard all the others.

# How RCV Contests are Counted

We begin by counting all first-choice votes.

If any candidate received a majority of votes (50%+1), that candidate wins.



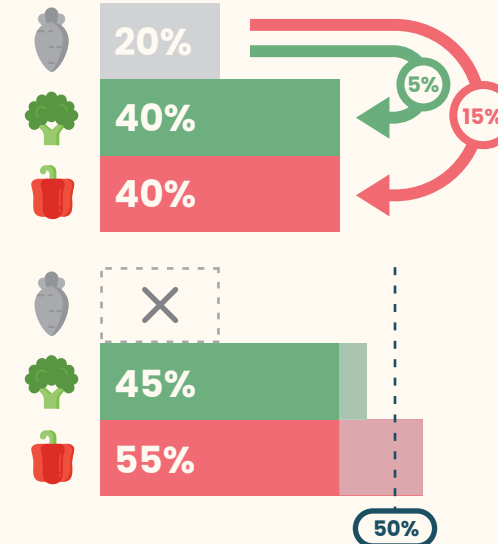
Broccoli is the winner because Broccoli received a majority of votes (55%).

## ? What if no candidate receives a majority of first-choice votes?

We eliminate the candidate with the lowest number of votes.

If you voted for the eliminated candidate, your vote moves to your second choice.

We count the votes again. If a candidate now has a majority of votes, that candidate wins.



The vegetable in last place (Carrot) is eliminated. Voters who chose Carrot as their first choice will have their vote moved to their second choice.

The votes are counted again. Pepper is now the winner because Pepper has a majority of votes.

## ? What if there is still no winner (no candidate has a majority)?

The process of eliminating the candidate(s) with the lowest number of votes continues until a candidate has a majority.

View official election results at [sfelections.org/results](https://sfelections.org/results)

