

All Programs

FY23-24 Q4 Performance Objective CYF-1 Needs Outcomes Item-Level Report

7/1/2023 - 5/21/2024

The charts below display the Needs items from the CANS. The stacked columns represent the total number of episodes with an actionable rating on each item, and the number of those that improved.*

Mean number of months between CANS: 11.8 • Median number of months between CANS: 11.7

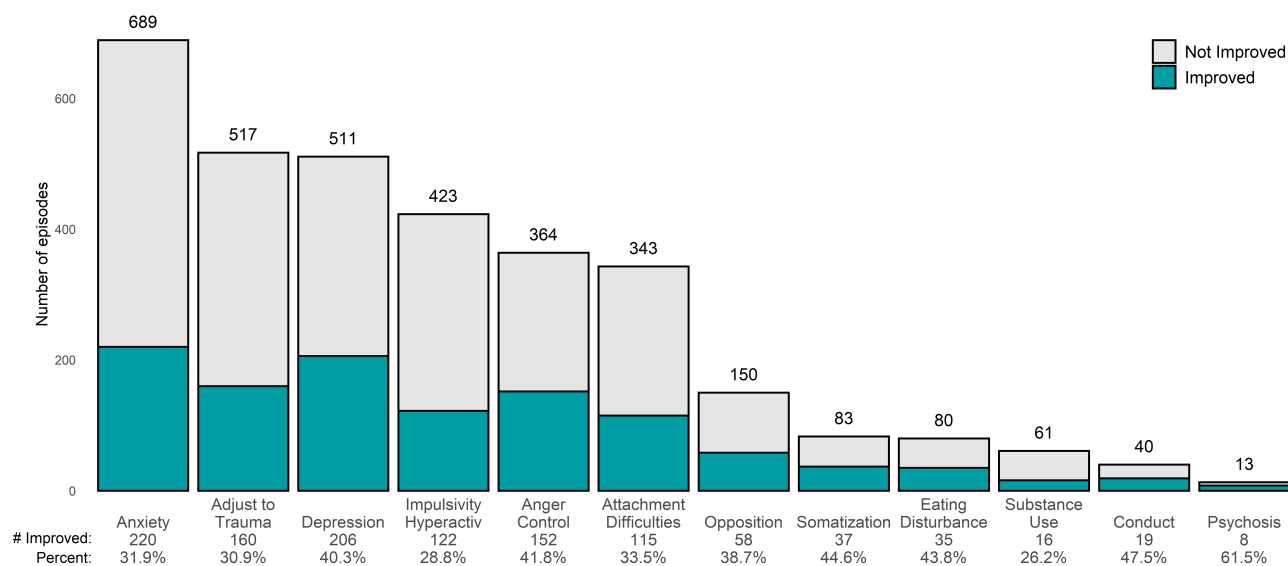
Number of CANS pairs with actionable items: 1329 • Number of CANS pairs with improvement: 535

Number of CANS pairs without actionable items: 62 • Number of children/youth: 1326

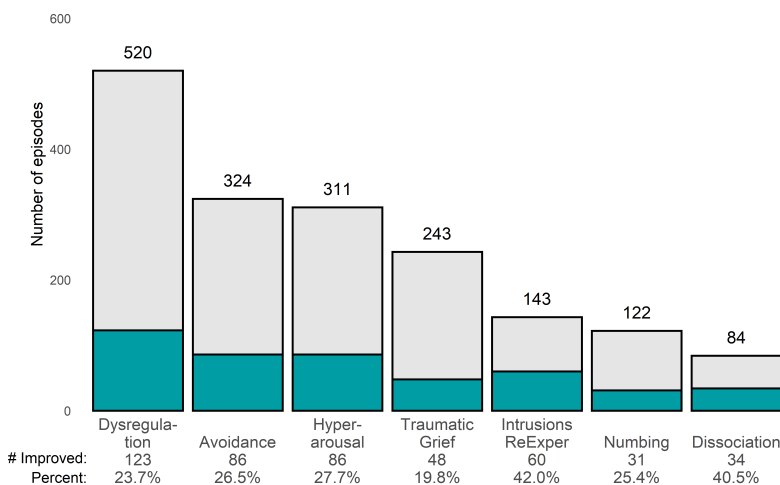
Percent of episodes improved on 50% or more of items: **40.3%**

Behavioral/Emotional Needs • 6 thru 20

CANS pairs for 6 thru 20: 1300



Traumatic Stress Symptoms • 6 thru 20



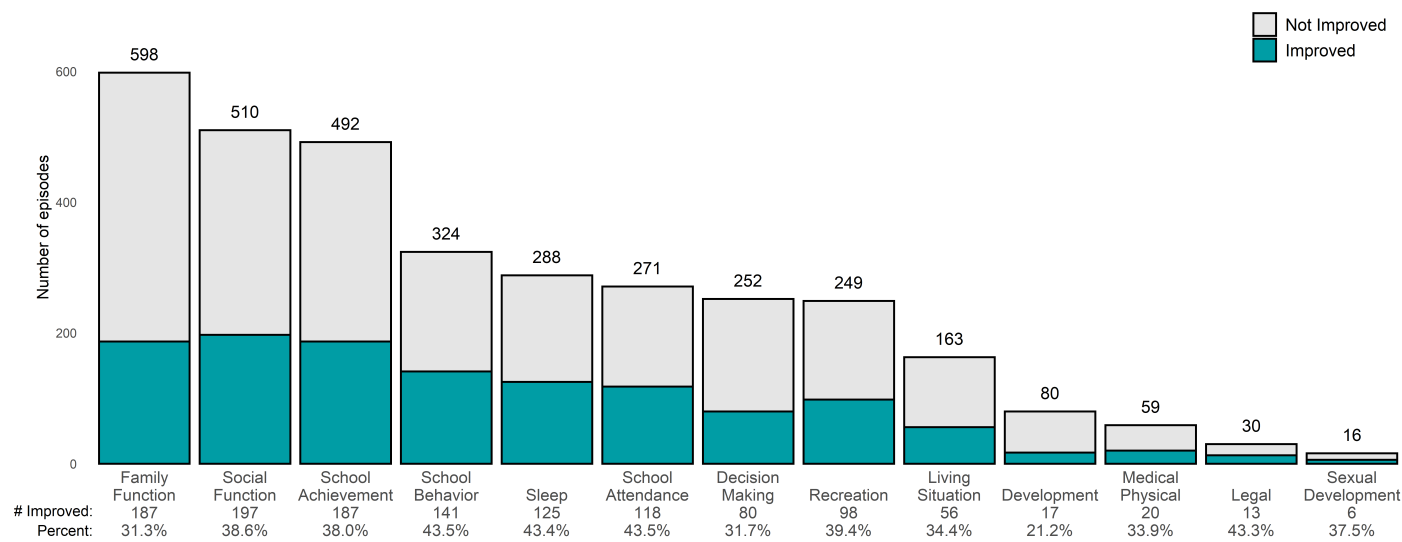
*The two most recent CANS are included for each child/youth episode, with the most recent CANS occurring during the reporting period. Only CANS with a minimum of 8 months of treatment between assessments are included. Actionable ratings are items rated as a 2 or a 3, and improvement is a decrease of 1 point or more.

All Programs

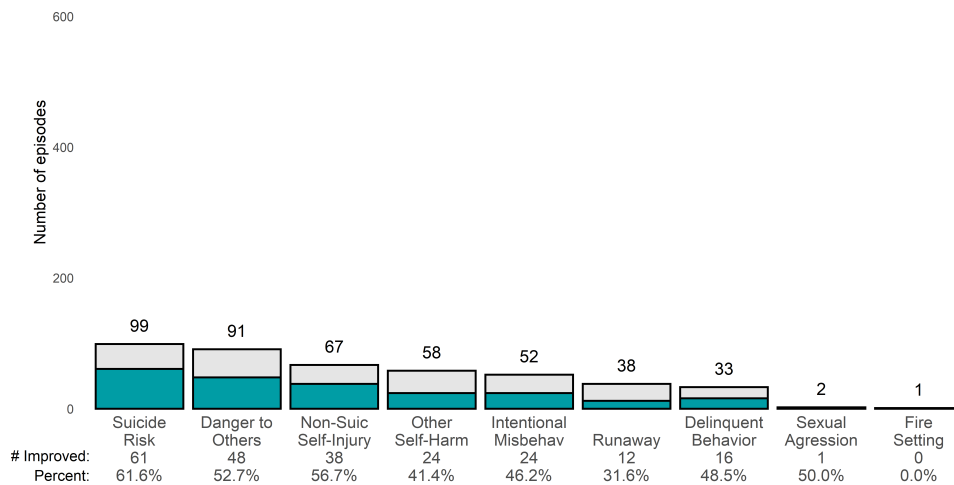
FY23-24 Q4 Performance Objective CYF-1 Needs Outcomes Item-Level Report

7/1/2023 - 5/21/2024

Impact on Functioning • 6 thru 20



Risk Behaviors • 6 thru 20



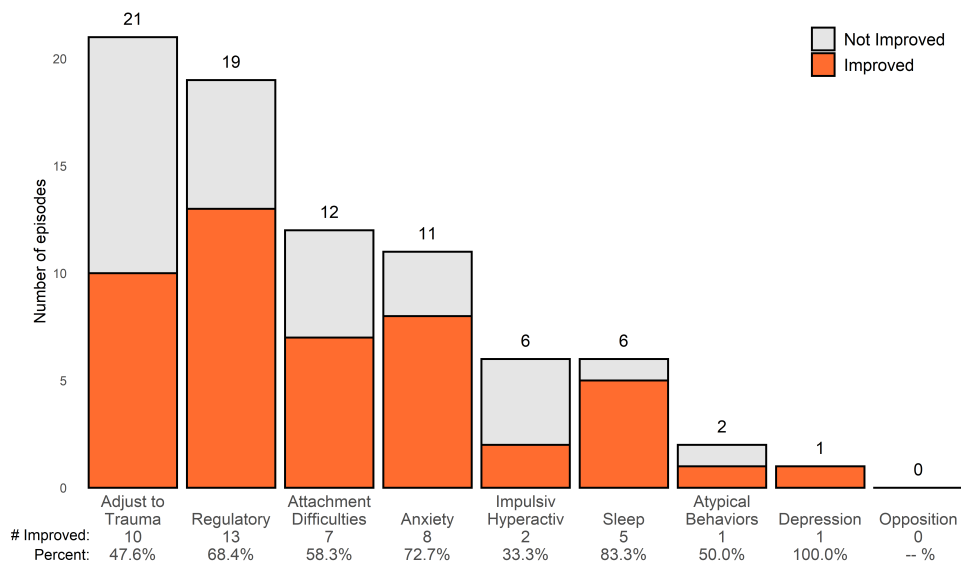
All Programs

FY23-24 Q4 Performance Objective CYF-1 Needs Outcomes Item-Level Report

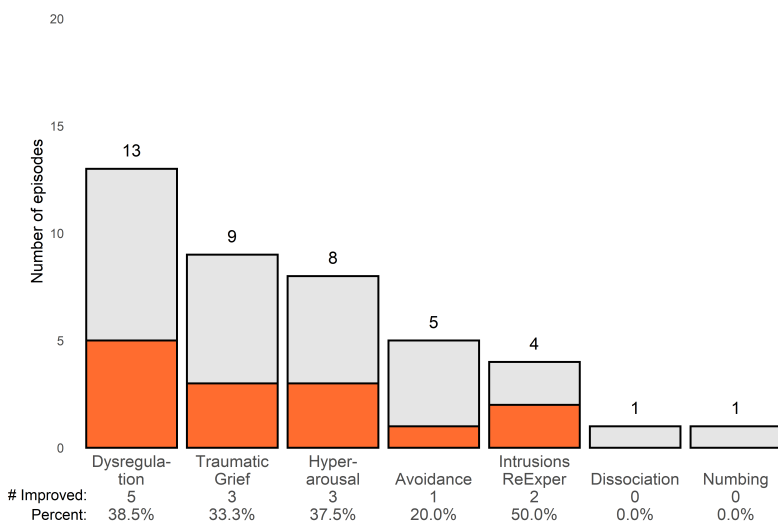
7/1/2023 - 5/21/2024

Behavioral/Emotional Needs • 0 thru 5

CANS pairs for 0 thru 5: 29



Traumatic Stress Symptoms • 0 thru 5

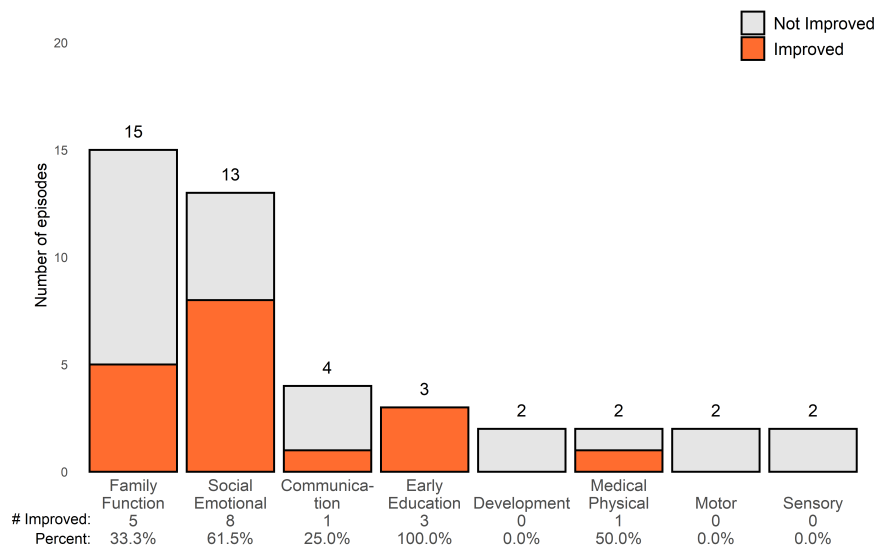


All Programs

FY23-24 Q4 Performance Objective CYF-1 Needs Outcomes Item-Level Report

7/1/2023 - 5/21/2024

Impact on Functioning • 0 thru 5



Risk Behaviors • 0 thru 5

