



Registration and Voting Guide for **Non-Citizen** Parents and Caregivers

November 5, 2024
Board of Education
(School Board) Election

IMPORTANT NOTICE FOR NON-UNITED STATES CITIZENS

Any information you provide to the Department of Elections, including your name and address, may be obtained by Immigration and Customs Enforcement (ICE) and other agencies, organizations, and individuals. In addition, if you apply for naturalization, you will be asked whether you have ever registered or voted in a federal, state, or local election in the United States. You may wish to consult with an immigration attorney, an organization that protects immigrant rights, or other knowledgeable source before providing any personal information to the Department of Elections and before registering to vote in San Francisco Board of Education Elections. You can find a list of nonprofit organizations that specialize in protecting the rights of immigrants on sfelections.org/NCV.

Important Dates and Resources

Monday, October 7 through Election Day, Tuesday, November 5

- Voters receive their vote-by-mail ballot packets.
- Voters may download and mark an accessible vote-by-mail ballot at sfelections.org/ncvaccess.
- Voters may vote in-person at the City Hall Voting Center.
- Voters may return their voted ballot to any of the 37 official ballot drop boxes in the City.

Monday, October 21

Last day to register to vote and receive a ballot by mail.

After October 21, eligible residents can register and vote at the City Hall Voting Center or a polling place through Election Day.

Election Day, Tuesday, November 5

Voters may vote in-person at the City Hall Voting Center or their polling place from 7 a.m. to 8 p.m.

Am I eligible to register to vote in the Board of Education Election?

Verify your eligibility to register for San Francisco's November 5, 2024, Board of Education Election by confirming all of the following:

- I am not a United States citizen
- I live in San Francisco
- I do not plan to move before November 5, 2024
- I am the parent, legal guardian, or caregiver* of a child who lives in San Francisco and will be under 19 years old on November 5, 2024
- I will be at least 18 years old on November 5, 2024
- I am not in prison for a felony
- I have not been found mentally incompetent to vote by a court

** A caregiver is someone who signs the affidavit to enroll a minor in school and consents to school-related medical care on behalf of the minor. This is determined by state law, in CA Family Code §6550-6552.*

Registering to vote in the San Francisco Board of Education Election does not permit you to vote in any other federal, state, or local elections.

How do I register to vote?

1. Get a Registration Form

You can get a Non-Citizen Voter Registration Form for the November 5, 2024, Board of Education Election by:

- Calling the Department of Elections at (415) 554-4375,
- Printing the form at sfelections.org/NCV, or
- Visiting the Department's office in City Hall, Room 48.

As a non-citizen, you cannot use the state voter registration form or register at state offices (e.g., Department of Motor Vehicles).

2. Return the Form by October 21

Read the Important Notice, then use the checklist to confirm your eligibility before completing and returning the form.

You can return the form by mail (no stamp is needed), or bring the form to the Department of Elections' office in City Hall, Room 48.

Once we receive your registration form, we will send you a letter to confirm your voter registration.

You can register and vote after October 21 at the Department of Elections' office in City Hall or at any polling place on Election Day, Tuesday, November 5.

How do I learn about candidates on the ballot?

If you register to vote by October 21, the Department of Elections will mail you a Non-Citizen Voter Information Booklet in October.

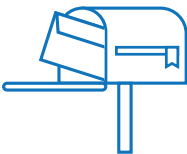
This booklet will include information on the Board of Education candidates and a sample ballot you can use to practice marking your selections.

You can read this booklet online at sfelections.org/ncvportal.



What are my voting options?

As a registered San Francisco voter, you can vote by mail or in person. The next couple of pages explain exactly how.



Vote by Mail



Vote in Person

How do I vote by mail?

If you register to vote by October 21, the Department of Elections will mail you a ballot packet in October. This packet will contain a ballot, instructions, an “I Voted” sticker, and a free postage-paid ballot return envelope.

To vote by mail, you will need to complete three steps:

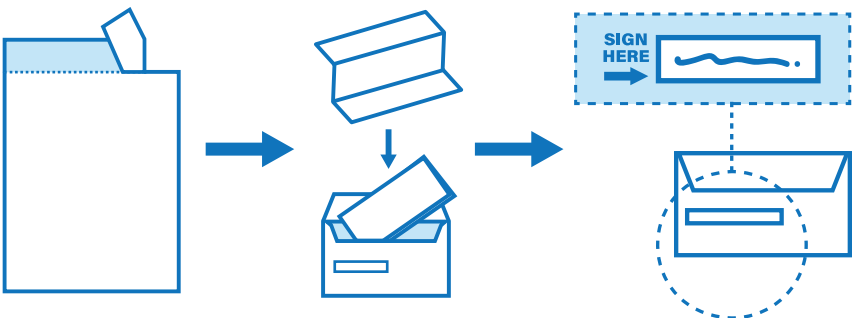
1. Mark your ballot

Read the instructions printed on the ballot. Fill in the ovals next to your selections using a black or blue ink pen.

If you need a replacement ballot, call (415) 554-4375.

2. Complete and sign your envelope

Remove the receipt and place your ballot inside the free postage-paid ballot return envelope. Complete and sign the back of the envelope.



3. Return your envelope

Return your ballot envelope by Election Day, November 5! To be counted, ballots must be postmarked by Election Day or dropped at a voting site or official ballot drop box by 8 p.m. Late ballots cannot be counted.



Vote-by-Mail Web Tools



Download and mark an accessible ballot at sfelections.org/ncvaccess.



Find a nearby ballot drop box at sfelections.org/balлотdropoff.



Request a replacement ballot at sfelections.org/ncvportal.

How do I vote in person?



To find your assigned neighborhood polling place:

- Go to sfelections.org/ncvportal,
- Call the Department of Elections at (415) 554-4375, or
- Check the back of your Voter Information Booklet.

At the voting site, you will need to complete these steps:

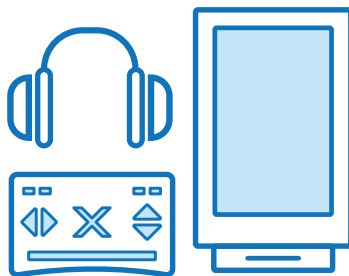
1. Get your ballot

Give your name and address to a poll worker and sign the roster of voters.

PREC.	VOTER NAME	LANGUAGE	ADDRESS	BALLOT	SIGNATURE	Voter ID
1083	Aardvark, Jenna		123 Van Ness Ave	<input type="radio"/>		
1084	Aardvark, John		123 Van Ness Ave	<input type="radio"/>	<i>John Aardvark</i>	

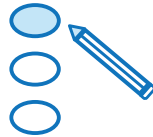

A poll worker or Voting Center representative will give you voting materials and a ballot with only Board of Education contest.

You can choose a paper, audio, or touchscreen ballot.



2. Mark your ballot

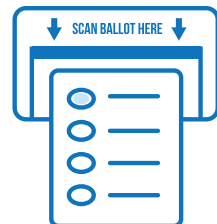
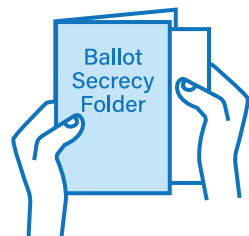
- ✓ Make sure your ballot only has the Board of Education contest.
- ✓ Read the instructions printed on top of the ballot.
- ✓ Fill in the ovals next to your selections.



If you make a mistake, you can request a new ballot.

3. Cast your ballot

- ✓ Take your ballot in a secrecy folder to the voting machine or ballot box.
- ✓ Insert your ballot into the voting machine or ballot box.



What are my voting rights?

As a registered non-citizen voter, you have the right to:

1. Vote in the Board of Education election on November 5, 2024
2. Cast a provisional ballot if your name is not on the roster
3. Vote if you are still in line when the polls close at 8 p.m.
4. Cast a secret ballot without anyone bothering you
5. Get a new ballot if you make a mistake
6. Ask another person to help you mark your ballot (except your employer or union representative)
7. Drop off your vote-by-mail ballot at any polling place
8. Get election information in your preferred language
9. Ask election officials questions about the election process
10. Report any illegal or fraudulent election activity or voter intimidation to the Department of Elections at (415) 554-4375

Another way you can participate in the election is by serving as a poll worker. Poll workers play an important role on Election Day by assisting voters at polling places, and can earn up to \$295 for their service. For more information and to apply, visit sfelections.org/pwa.

Questions? We are here to help you!



English: (415) 554-4375
Español: (415) 554-4366
中文 : (415) 554-4367
Filipino: (415) 554-4310
TTY: (415) 554-4386

Department of Elections
1 Dr. Carlton B. Goodlett Pl.
City Hall, Room 48
San Francisco, CA 94102

sfvote@sfgov.org

sfelections.org/NCV

    /sfelections

The Department can provide, upon request, a letter a) listing the criteria set forth in local law for non-United States citizen voting in local Board of Education elections, and b) verifying that a given person voted in a specific Board of Education election. A voter may request this letter by contacting the Department of Elections.

Resources

African Advocacy Network

3106 Folsom St.
(415) 503-1032
aansf.org

Arab Resource and Organizing Center

522 Valencia St.
(415) 861-7444
araborganizing.org

Central American Resource Center

3101 Mission St., Suite 101
(415) 642-4400 /
(415) 872-7465
carecensf.org

Chinese for Affirmative Action

17 Walter U. Lum Pl.
(415) 274-6750
caasf.org

Coleman Advocates for Children and Youth

459 Vienna St.
(415) 239-0161
colemanadvocates.org

La Raza Community Resource Center

474 Valencia St., Suite 100
(415) 863-0764
larazacrc.org

Mission Economic Development Agency

2301 Mission St., Suite 301
(415) 282-3334
medasf.org

Mission Graduates

3040 16th St.
(415) 864-5205
missiongraduates.org

For more information about voting and immigration-related resources, please visit sfelections.org/NCV. The webpage includes links to additional websites of organizations that provide access to social, legal, and citizenship services. The list of organizations listed above are part of the Immigrant Parent Voting Coalition.