

All Programs

FY22-23 Q4 Performance Objective CYF-1 Needs Outcomes Item-Level Report

7/1/2022 - 6/30/2023

The charts below display the Needs items from the CANS. The stacked columns represent the total number of episodes with an actionable rating on each item, and the number of those that improved.*

Mean number of months between CANS: 11.8 • Median number of months between CANS: 11.7

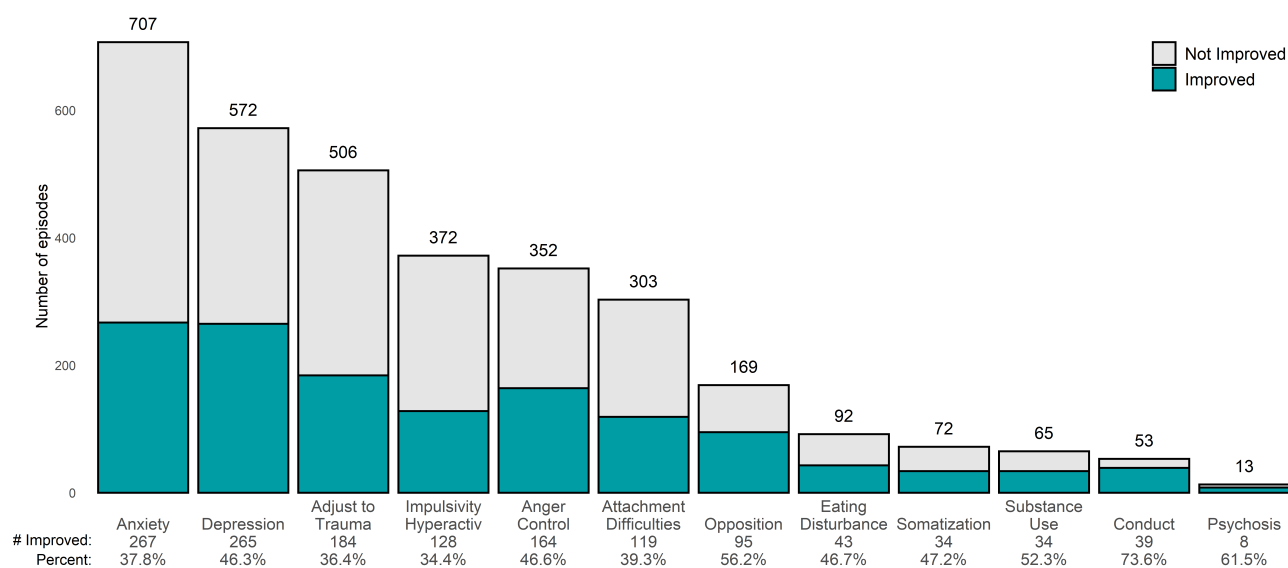
Number of CANS pairs with actionable items: 1348 • Number of CANS pairs with improvement: 669

Number of CANS pairs without actionable items: 55 • Number of children/youth: 1344

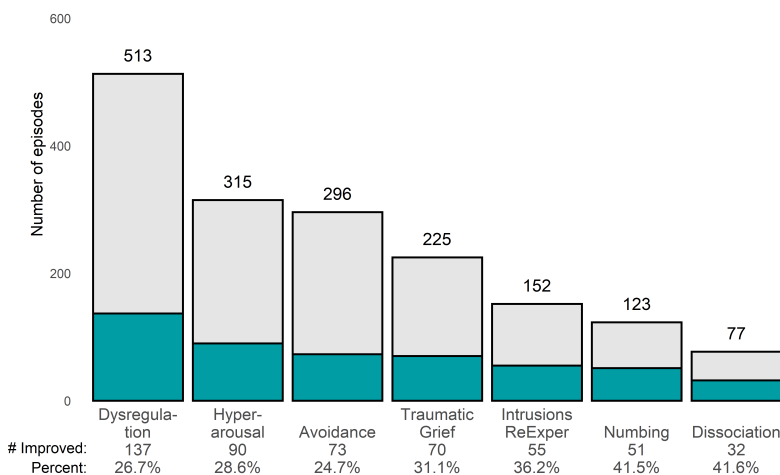
Percent of episodes improved on 50% or more of items: **49.6%**

Behavioral/Emotional Needs • 6 thru 20

CANS pairs for 6 thru 20: 1306



Traumatic Stress Symptoms • 6 thru 20



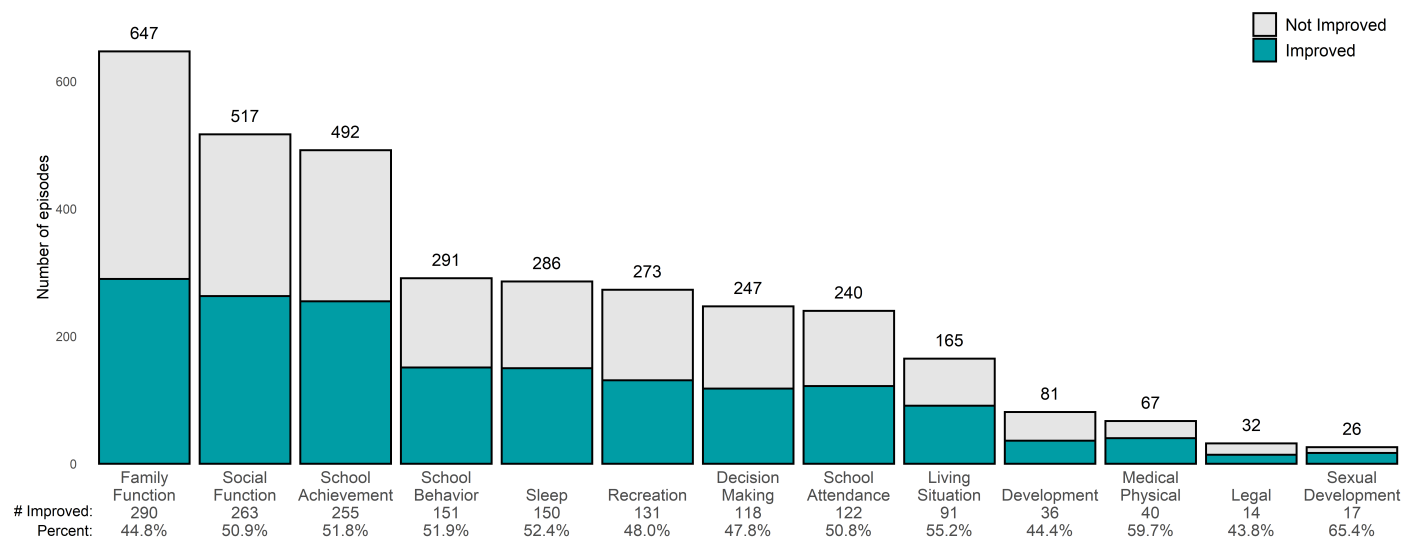
*The two most recent CANS are included for each child/youth episode, with the most recent CANS occurring during the reporting period. Only CANS with a minimum of 8 months of treatment between assessments are included. Actionable ratings are items rated as a 2 or a 3, and improvement is a decrease of 1 point or more.

All Programs

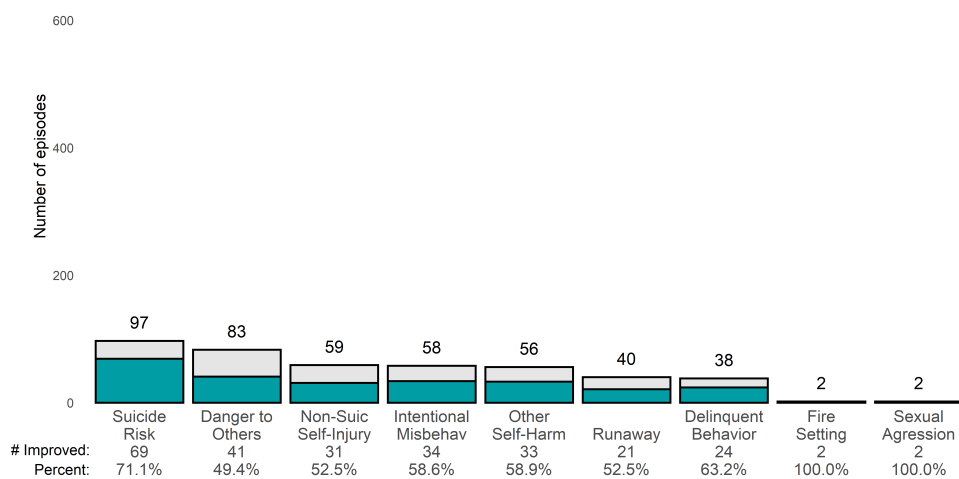
FY22-23 Q4 Performance Objective CYF-1 Needs Outcomes Item-Level Report

7/1/2022 - 6/30/2023

Impact on Functioning • 6 thru 20



Risk Behaviors • 6 thru 20



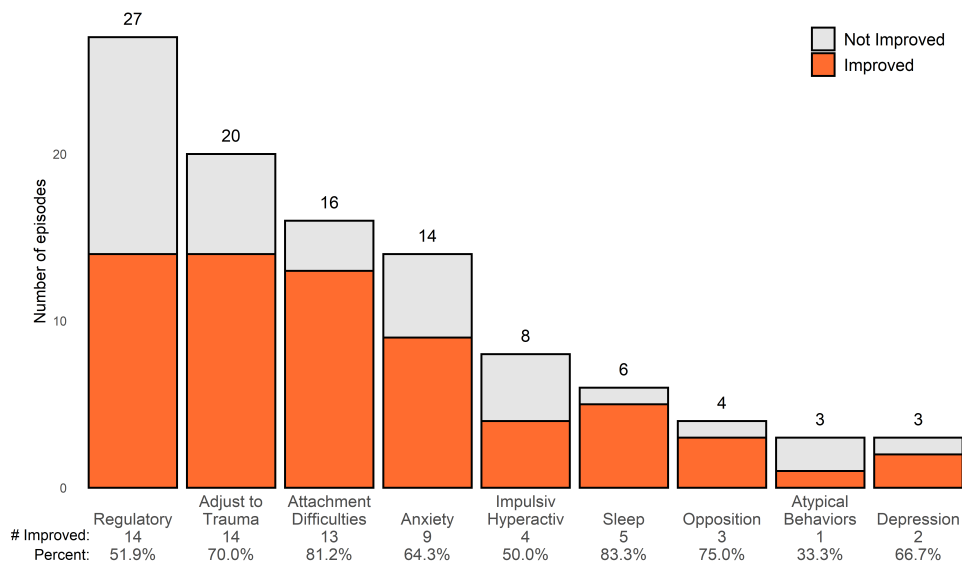
All Programs

FY22-23 Q4 Performance Objective CYF-1 Needs Outcomes Item-Level Report

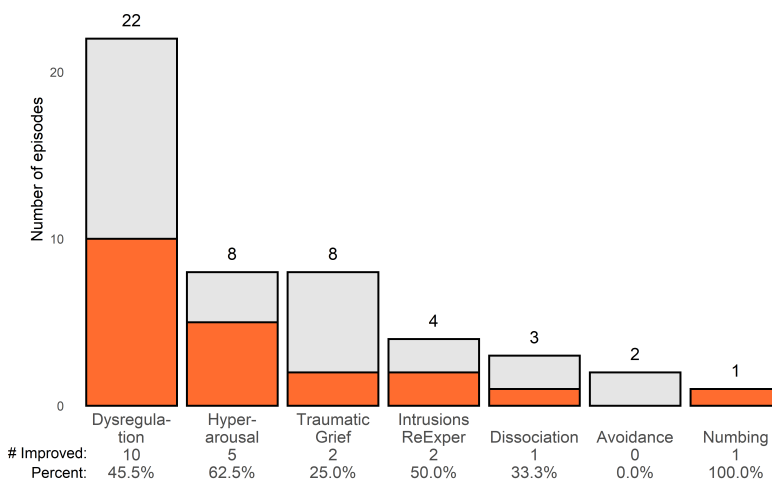
7/1/2022 - 6/30/2023

Behavioral/Emotional Needs • 0 thru 5

CANS pairs for 0 thru 5: 42



Traumatic Stress Symptoms • 0 thru 5

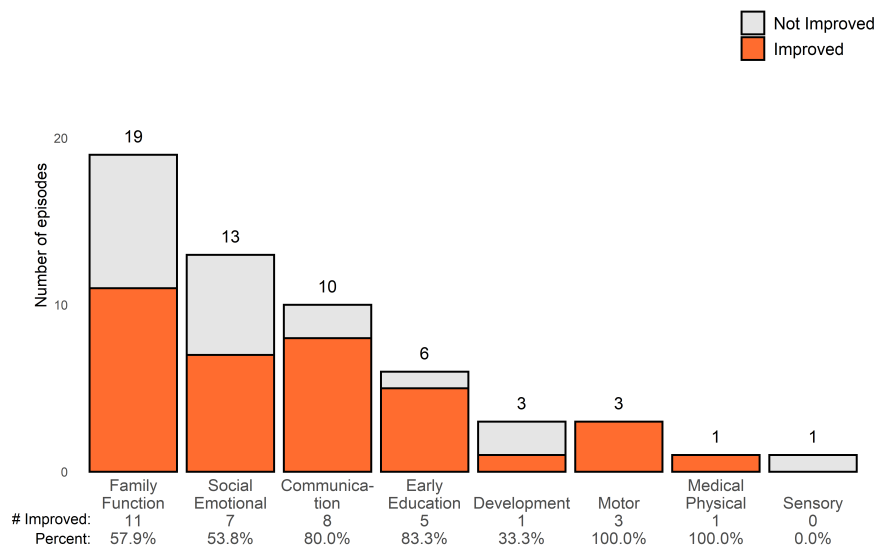


All Programs

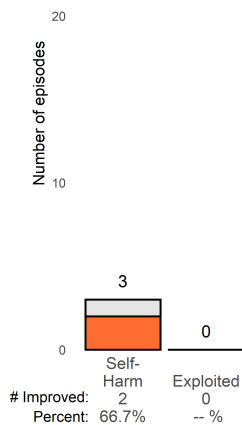
FY22-23 Q4 Performance Objective CYF-1 Needs Outcomes Item-Level Report

7/1/2022 - 6/30/2023

Impact on Functioning • 0 thru 5



Risk Behaviors • 0 thru 5



A Better Way (38KYOP)

FY22-23 Q4 Performance Objective CYF-1 Needs Outcomes Item-Level Report

7/1/2022 - 6/30/2023

The charts below display the Needs items from the CANS. The stacked columns represent the total number of episodes with an actionable rating on each item, and the number of those that improved.*

Mean number of months between CANS: 11.7 • Median number of months between CANS: 11.5

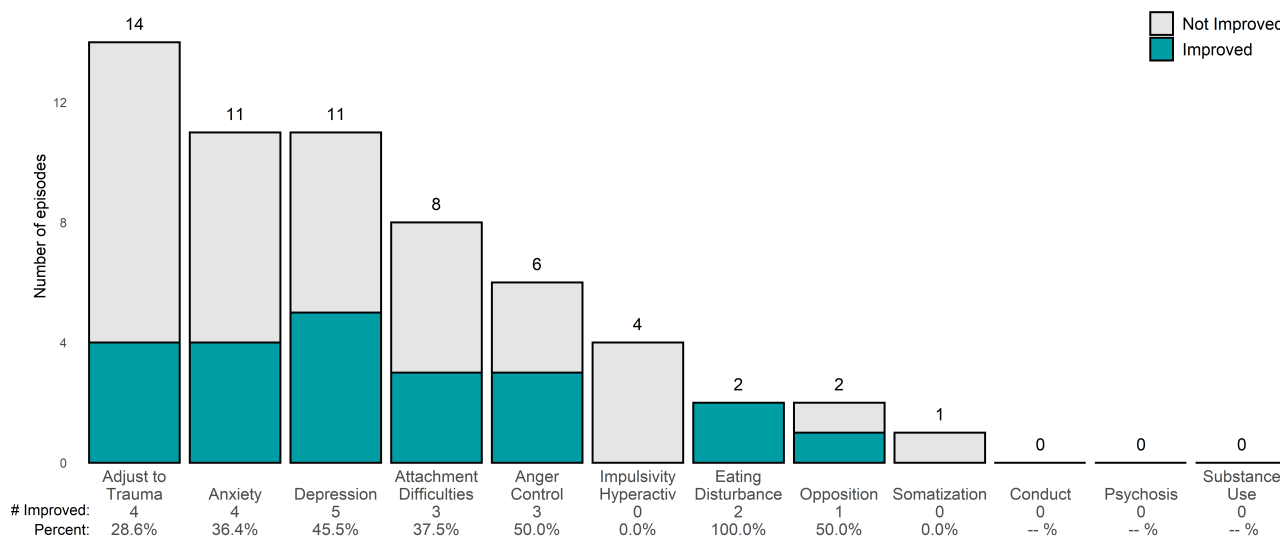
Number of CANS pairs with actionable items: 27 • Number of CANS pairs with improvement: 11

Number of CANS pairs without actionable items: 0 • Number of children/youth: 27

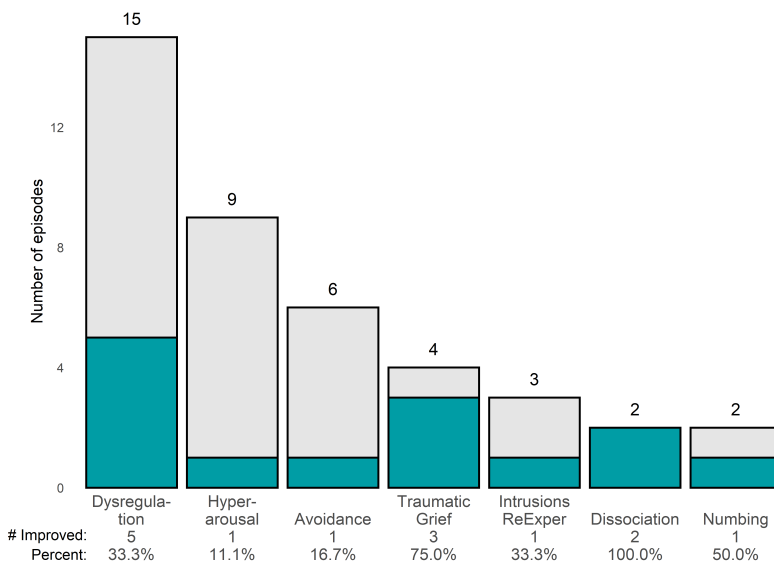
Percent of episodes improved on 50% or more of items: **40.7%**

Behavioral/Emotional Needs • 6 thru 20

CANS pairs for 6 thru 20: 22



Traumatic Stress Symptoms • 6 thru 20



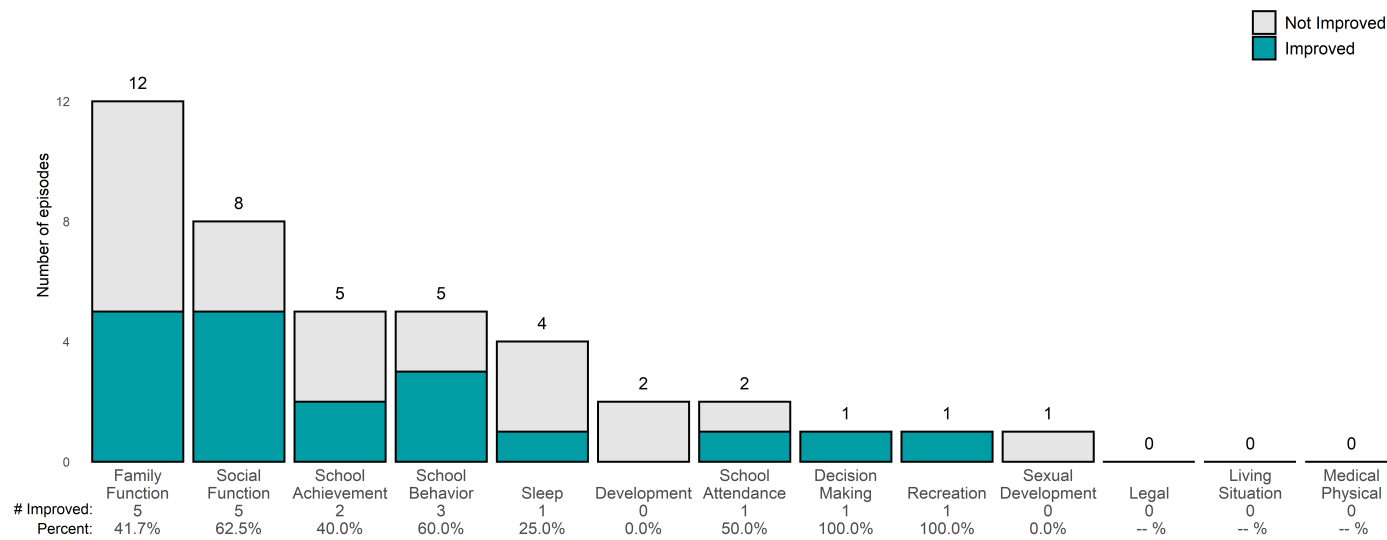
*The two most recent CANS are included for each child/youth episode, with the most recent CANS occurring during the reporting period. Only CANS with a minimum of 8 months of treatment between assessments are included. Actionable ratings are items rated as a 2 or a 3, and improvement is a decrease of 1 point or more.

A Better Way (38KYOP)

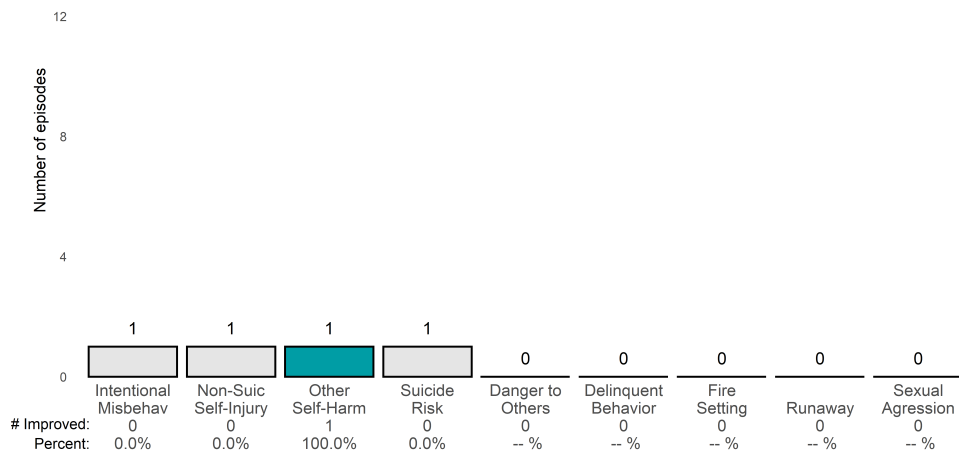
FY22-23 Q4 Performance Objective CYF-1 Needs Outcomes Item-Level Report

7/1/2022 - 6/30/2023

Impact on Functioning • 6 thru 20



Risk Behaviors • 6 thru 20



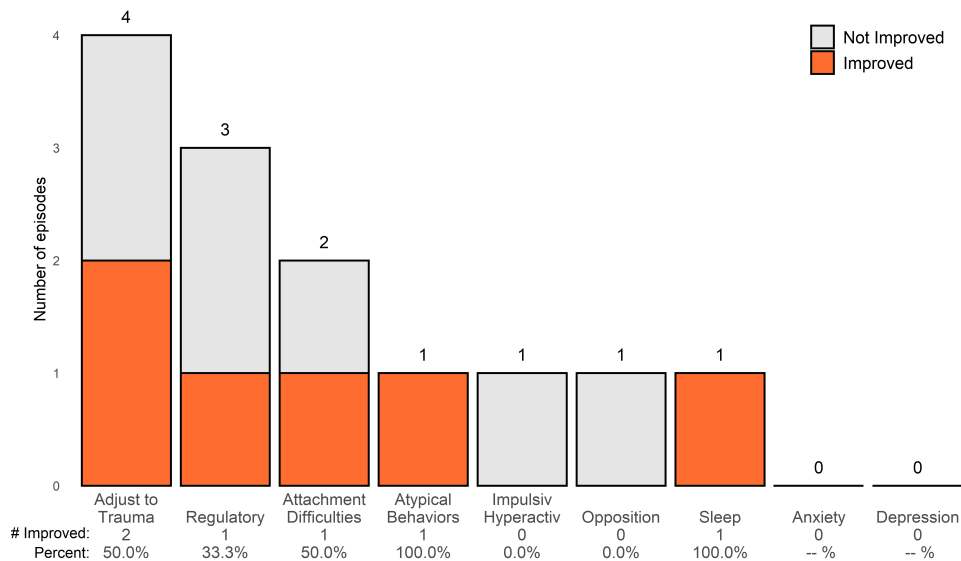
A Better Way (38KYOP)

FY22-23 Q4 Performance Objective CYF-1 Needs Outcomes Item-Level Report

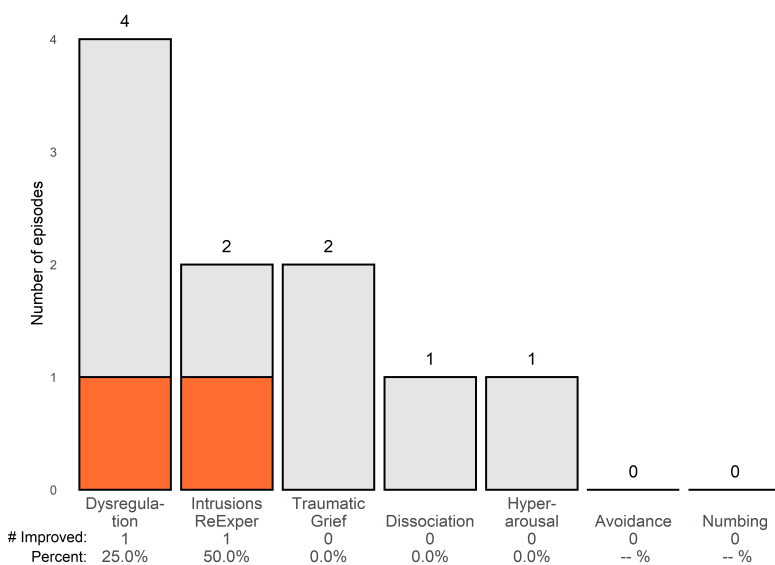
7/1/2022 - 6/30/2023

Behavioral/Emotional Needs • 0 thru 5

CANS pairs for 0 thru 5: 5



Traumatic Stress Symptoms • 0 thru 5

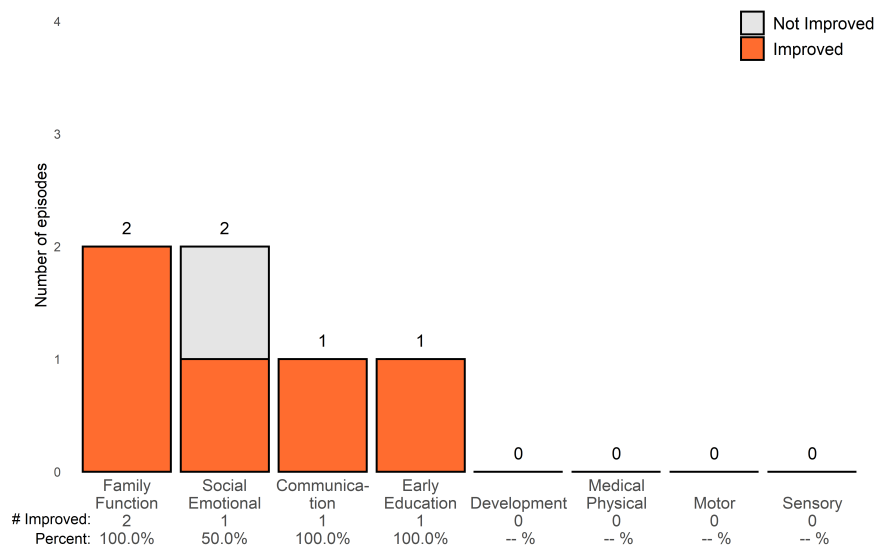


A Better Way (38KYOP)


FY22-23 Q4 Performance Objective CYF-1 Needs Outcomes Item-Level Report

7/1/2022 - 6/30/2023

Impact on Functioning • 0 thru 5



Risk Behaviors • 0 thru 5



A Better Way, INC. 0-5 OP (38KY05)

FY22-23 Q4 Performance Objective CYF-1 Needs Outcomes Item-Level Report

7/1/2022 - 6/30/2023

The charts below display the Needs items from the CANS. The stacked columns represent the total number of episodes with an actionable rating on each item, and the number of those that improved.*

Mean number of months between CANS: 11.1 • Median number of months between CANS: 11.1

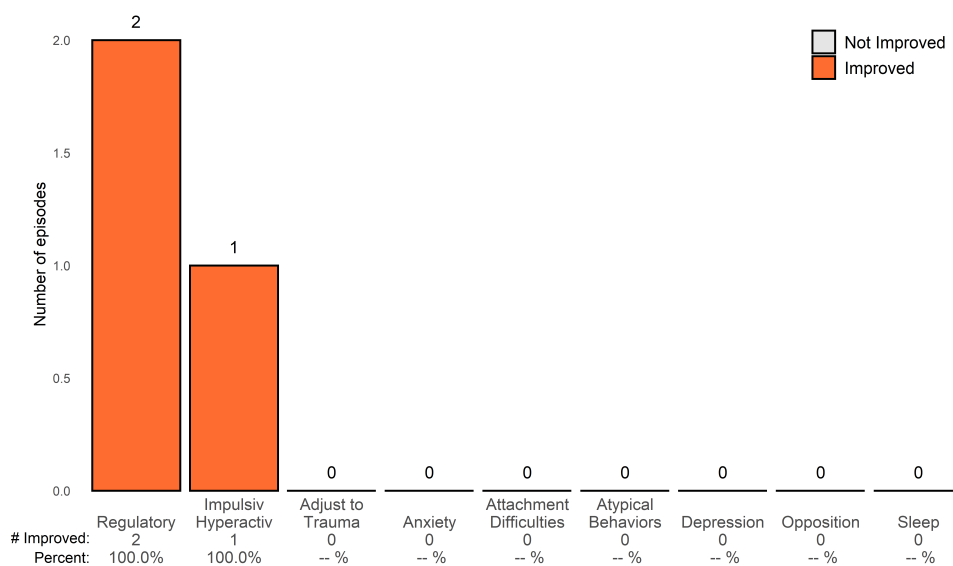
Number of CANS pairs with actionable items: 2 • Number of CANS pairs with improvement: 2

Number of CANS pairs without actionable items: 0 • Number of children/youth: 2

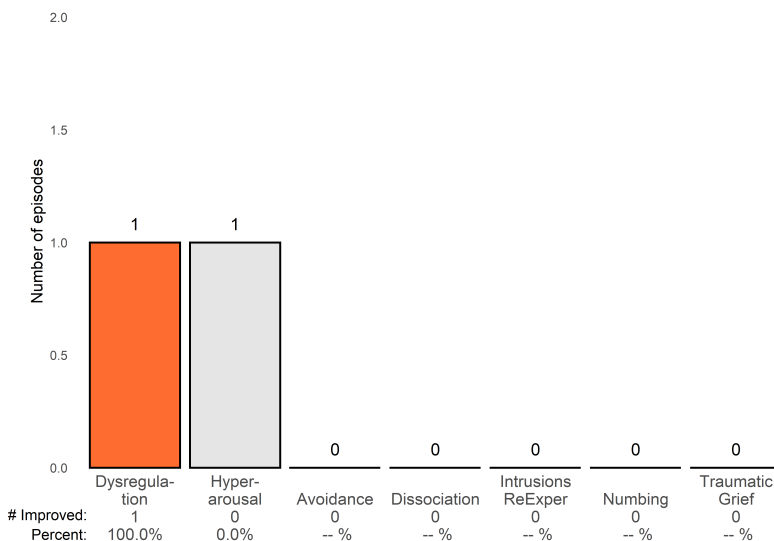
Percent of episodes improved on 50% or more of items: **100.0%**

Behavioral/Emotional Needs • 0 thru 5

CANS pairs for 0 thru 5: 2



Traumatic Stress Symptoms • 0 thru 5



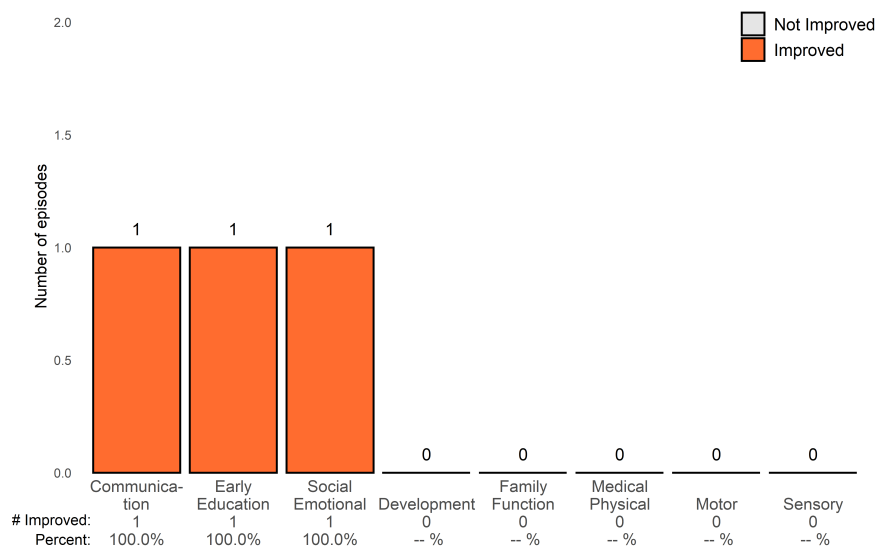
*The two most recent CANS are included for each child/youth episode, with the most recent CANS occurring during the reporting period. Only CANS with a minimum of 8 months of treatment between assessments are included. Actionable ratings are items rated as a 2 or a 3, and improvement is a decrease of 1 point or more.

A Better Way, INC. 0-5 OP (38KY05)


FY22-23 Q4 Performance Objective CYF-1 Needs Outcomes Item-Level Report

7/1/2022 - 6/30/2023

Impact on Functioning • 0 thru 5



Risk Behaviors • 0 thru 5



AFS Therapeutic Visitation (38GG4)

FY22-23 Q4 Performance Objective CYF-1 Needs Outcomes Item-Level Report

7/1/2022 - 6/30/2023

The charts below display the Needs items from the CANS. The stacked columns represent the total number of episodes with an actionable rating on each item, and the number of those that improved.*

Mean number of months between CANS: 8.8 • Median number of months between CANS: 8.8

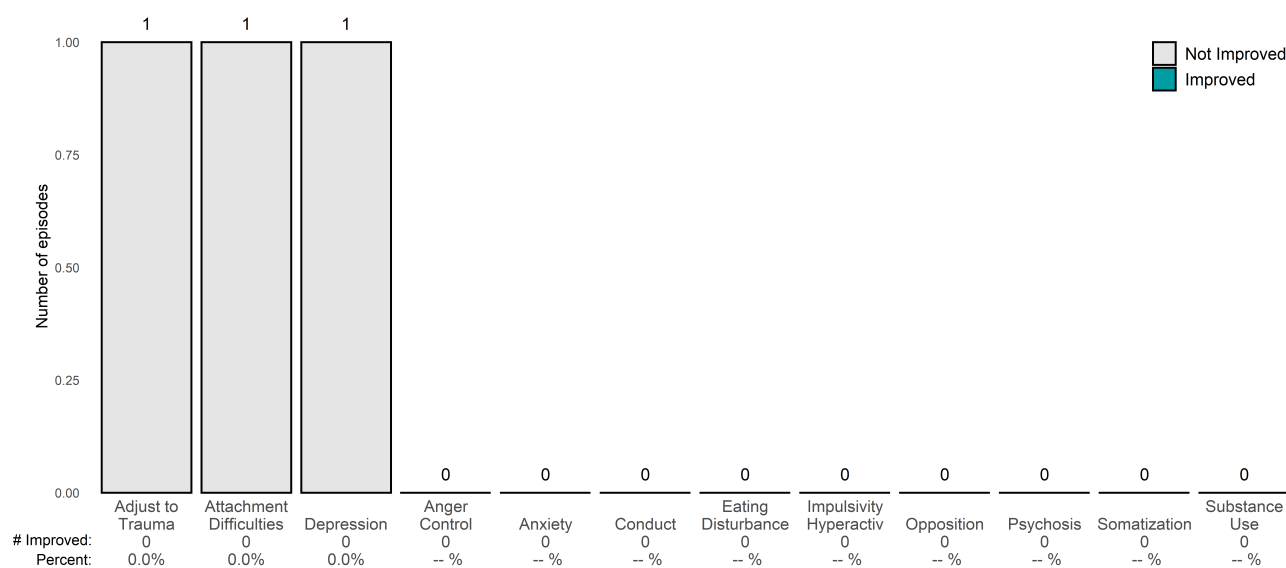
Number of CANS pairs with actionable items: 1 • Number of CANS pairs with improvement: 0

Number of CANS pairs without actionable items: 0 • Number of children/youth: 1

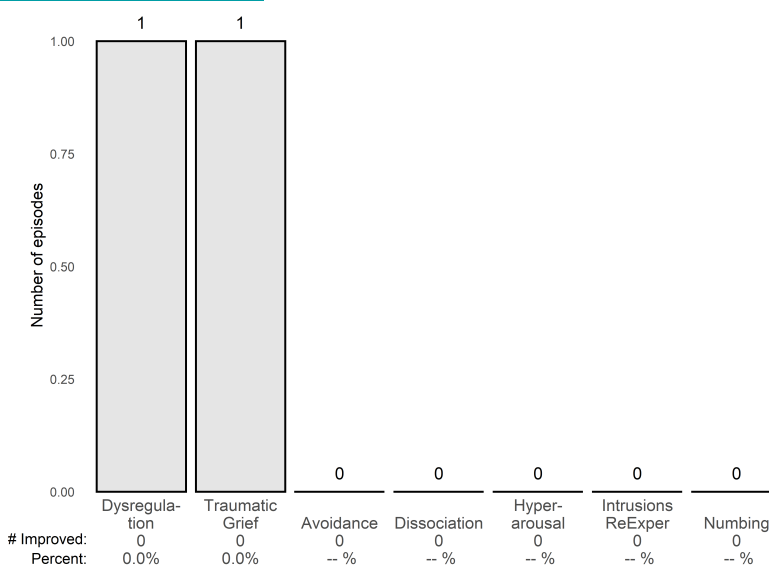
Percent of episodes improved on 50% or more of items: **0.0%**

Behavioral/Emotional Needs • 6 thru 20

CANS pairs for 6 thru 20: 1



Traumatic Stress Symptoms • 6 thru 20



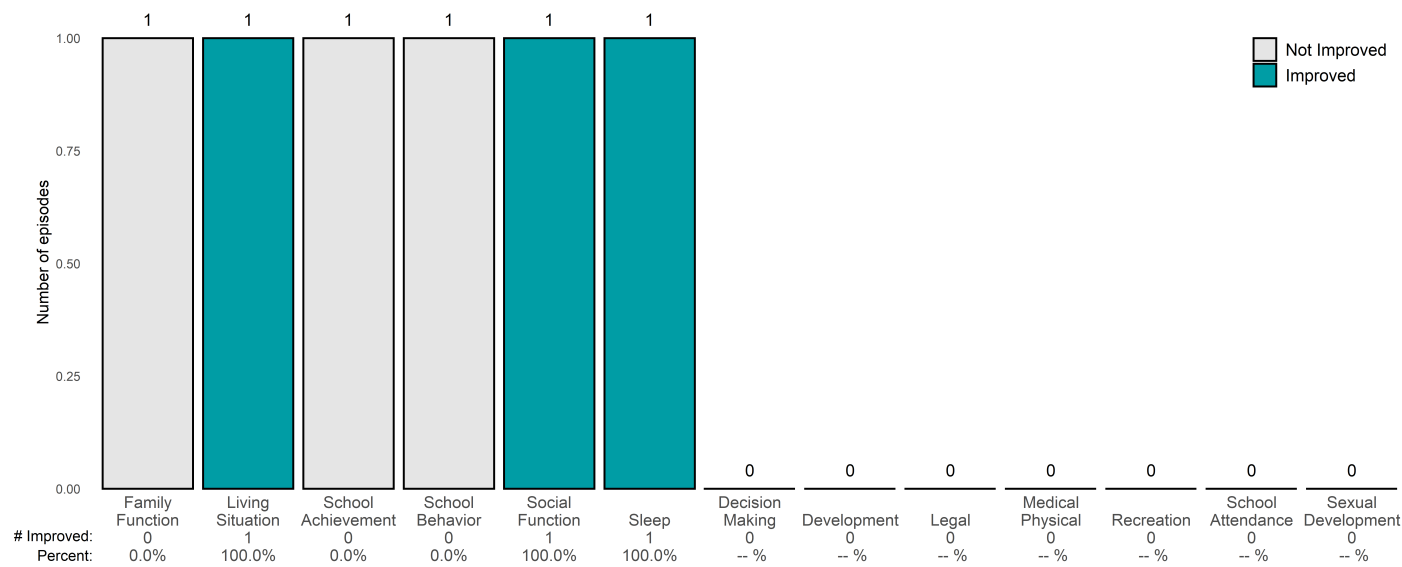
*The two most recent CANS are included for each child/youth episode, with the most recent CANS occurring during the reporting period. Only CANS with a minimum of 8 months of treatment between assessments are included. Actionable ratings are items rated as a 2 or a 3, and improvement is a decrease of 1 point or more.

AFS Therapeutic Visitation (38GG4)

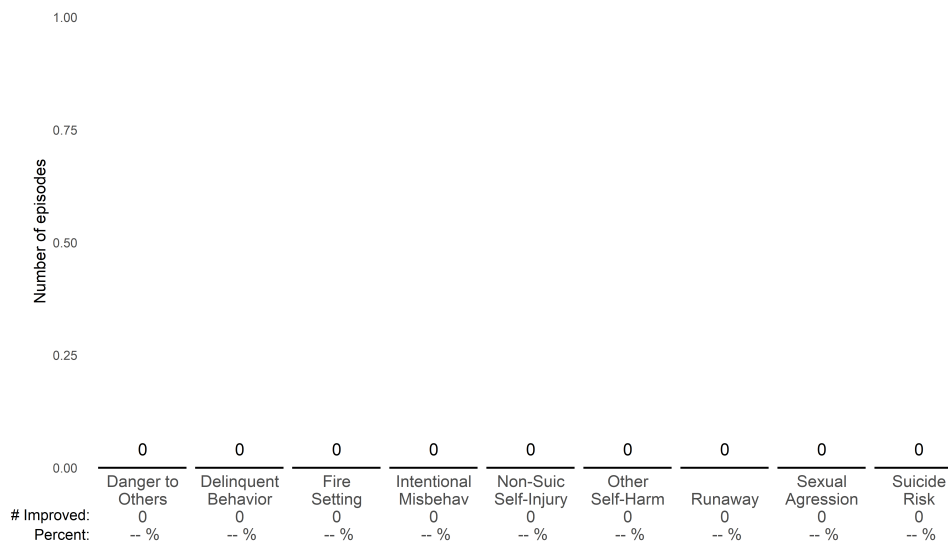
FY22-23 Q4 Performance Objective CYF-1 Needs Outcomes Item-Level Report

7/1/2022 - 6/30/2023

Impact on Functioning • 6 thru 20



Risk Behaviors • 6 thru 20



Alternative Family Services (38GSOP)

FY22-23 Q4 Performance Objective CYF-1 Needs Outcomes Item-Level Report

7/1/2022 - 6/30/2023

The charts below display the Needs items from the CANS. The stacked columns represent the total number of episodes with an actionable rating on each item, and the number of those that improved.*

Mean number of months between CANS: 11.2 • Median number of months between CANS: 11.6

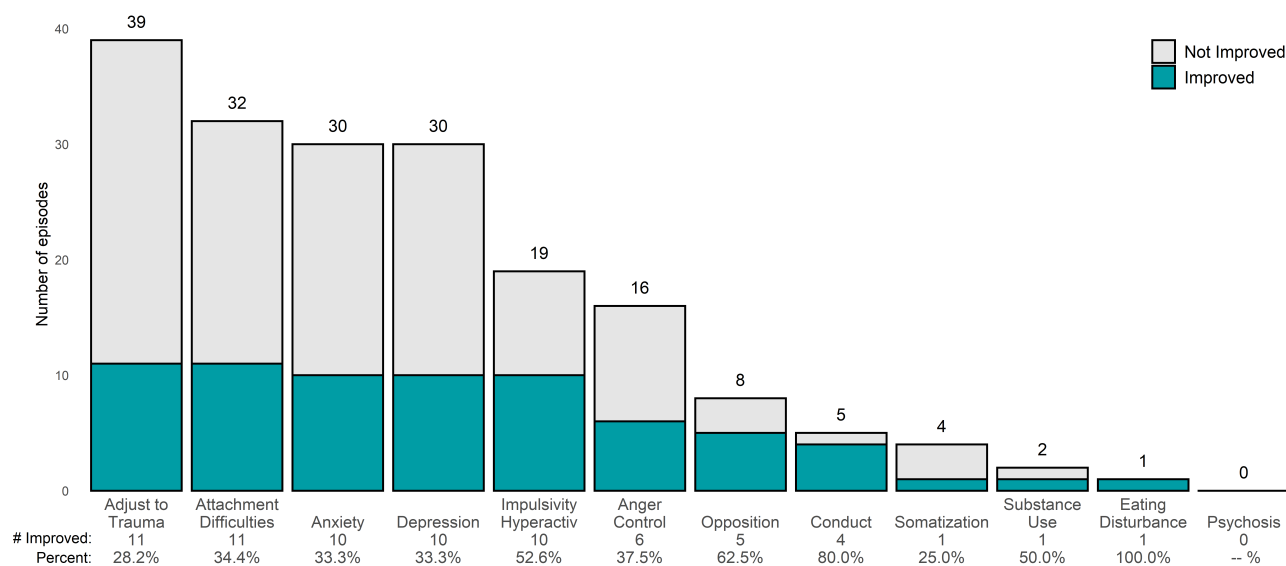
Number of CANS pairs with actionable items: 61 • Number of CANS pairs with improvement: 27

Number of CANS pairs without actionable items: 0 • Number of children/youth: 61

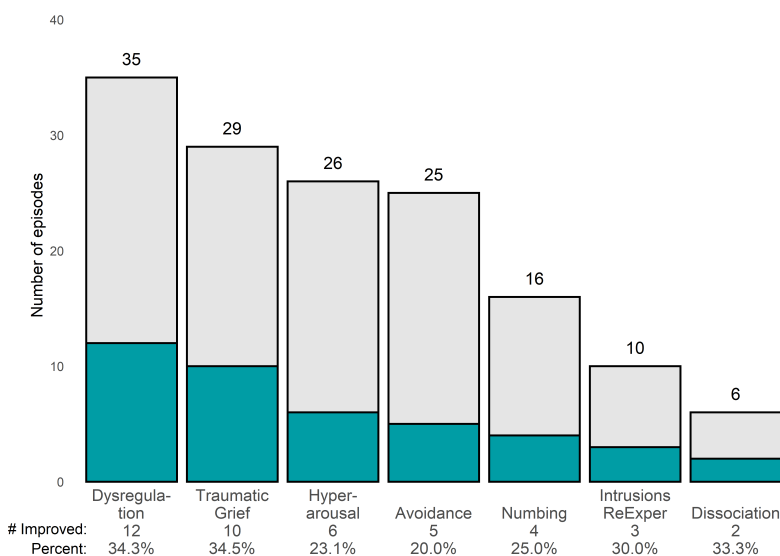
Percent of episodes improved on 50% or more of items: **44.3%**

Behavioral/Emotional Needs • 6 thru 20

CANS pairs for 6 thru 20: 57



Traumatic Stress Symptoms • 6 thru 20



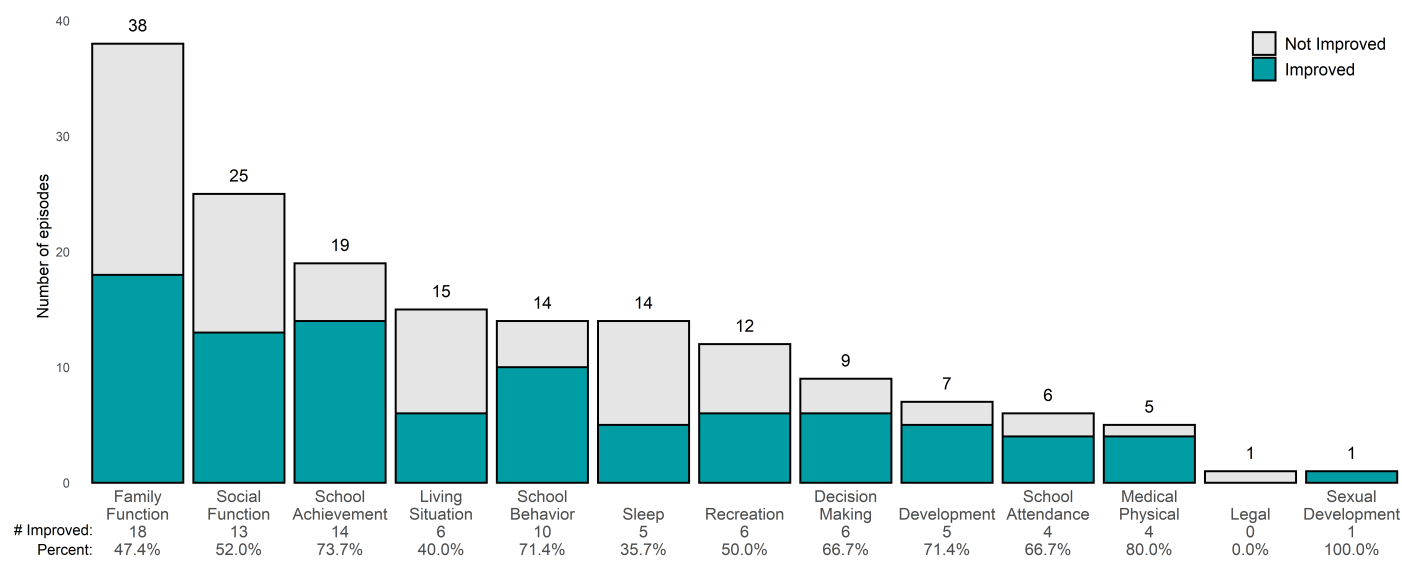
*The two most recent CANS are included for each child/youth episode, with the most recent CANS occurring during the reporting period. Only CANS with a minimum of 8 months of treatment between assessments are included. Actionable ratings are items rated as a 2 or a 3, and improvement is a decrease of 1 point or more.

Alternative Family Services (38GSOP)

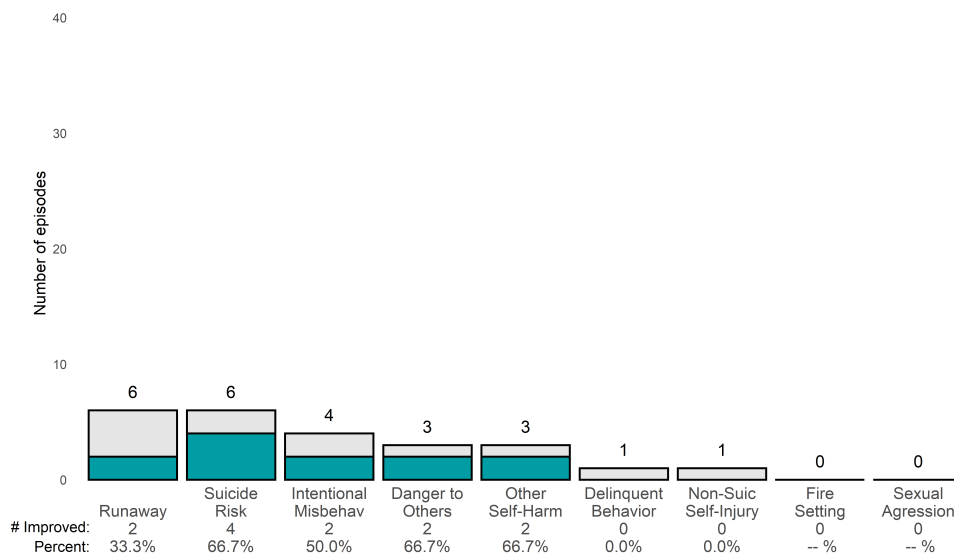
FY22-23 Q4 Performance Objective CYF-1 Needs Outcomes Item-Level Report

7/1/2022 - 6/30/2023

Impact on Functioning • 6 thru 20



Risk Behaviors • 6 thru 20



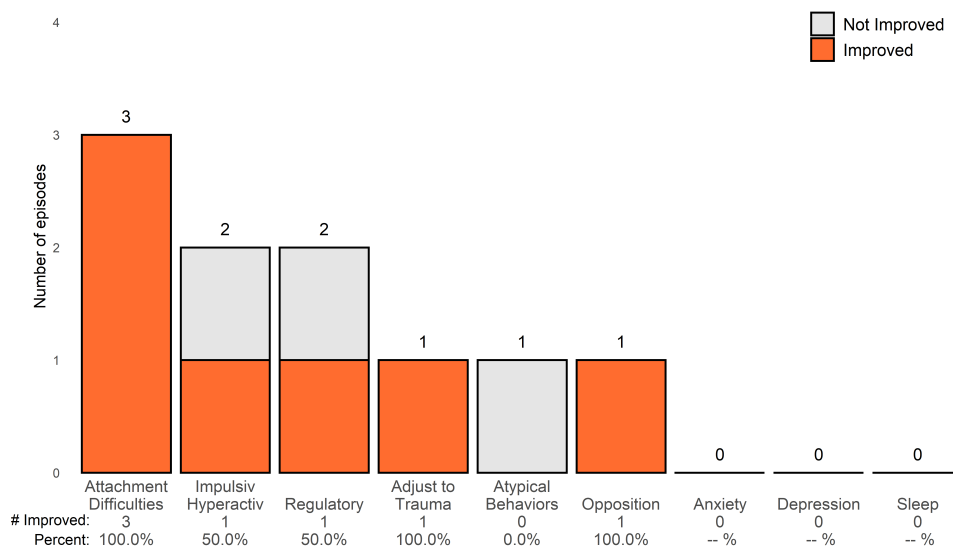
Alternative Family Services (38GSOP)

FY22-23 Q4 Performance Objective CYF-1 Needs Outcomes Item-Level Report

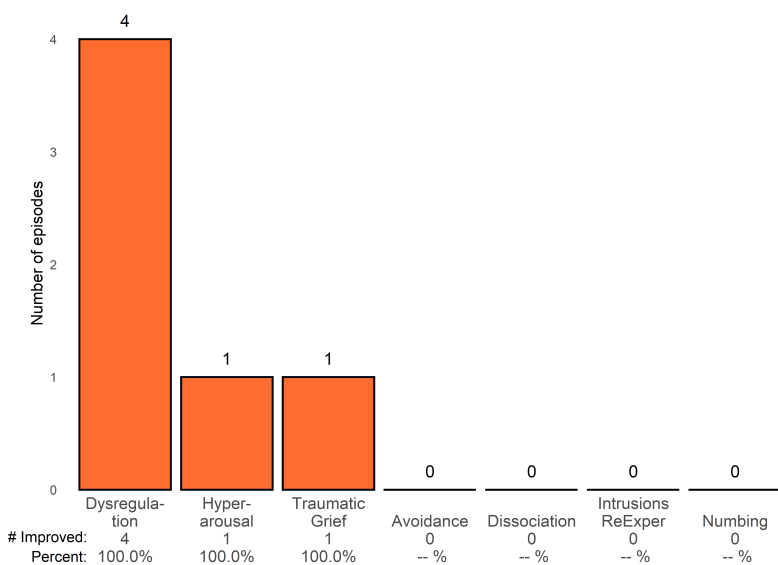
7/1/2022 - 6/30/2023

Behavioral/Emotional Needs • 0 thru 5

CANS pairs for 0 thru 5: 4



Traumatic Stress Symptoms • 0 thru 5

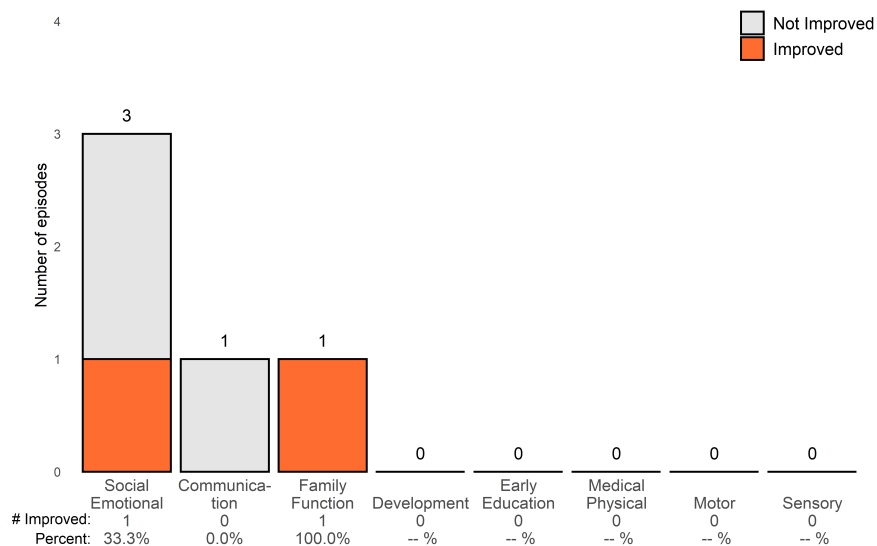


Alternative Family Services (38GSOP)


FY22-23 Q4 Performance Objective CYF-1 Needs Outcomes Item-Level Report

7/1/2022 - 6/30/2023

Impact on Functioning • 0 thru 5



Risk Behaviors • 0 thru 5



Alternative Family Services TVS (38GS01)

FY22-23 Q4 Performance Objective CYF-1 Needs Outcomes Item-Level Report

7/1/2022 - 6/30/2023

The charts below display the Needs items from the CANS. The stacked columns represent the total number of episodes with an actionable rating on each item, and the number of those that improved.*

Mean number of months between CANS: 11.0 • Median number of months between CANS: 11.0

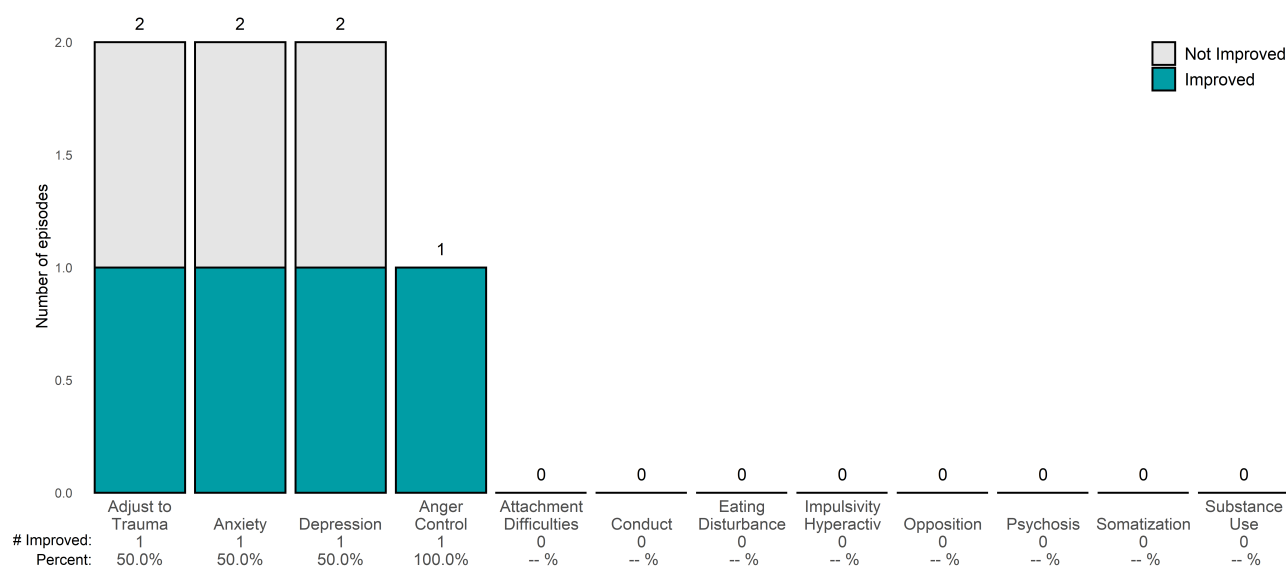
Number of CANS pairs with actionable items: 2 • Number of CANS pairs with improvement: 1

Number of CANS pairs without actionable items: 0 • Number of children/youth: 2

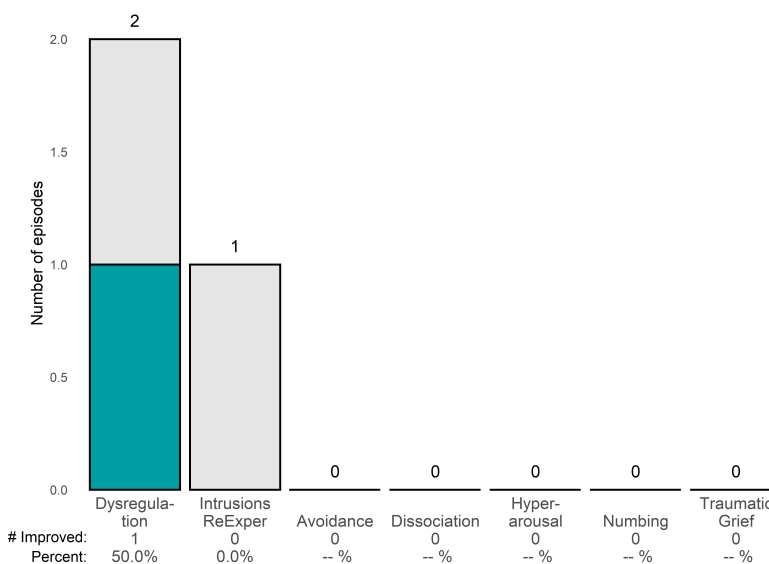
Percent of episodes improved on 50% or more of items: **50.0%**

Behavioral/Emotional Needs • 6 thru 20

CANS pairs for 6 thru 20: 2



Traumatic Stress Symptoms • 6 thru 20



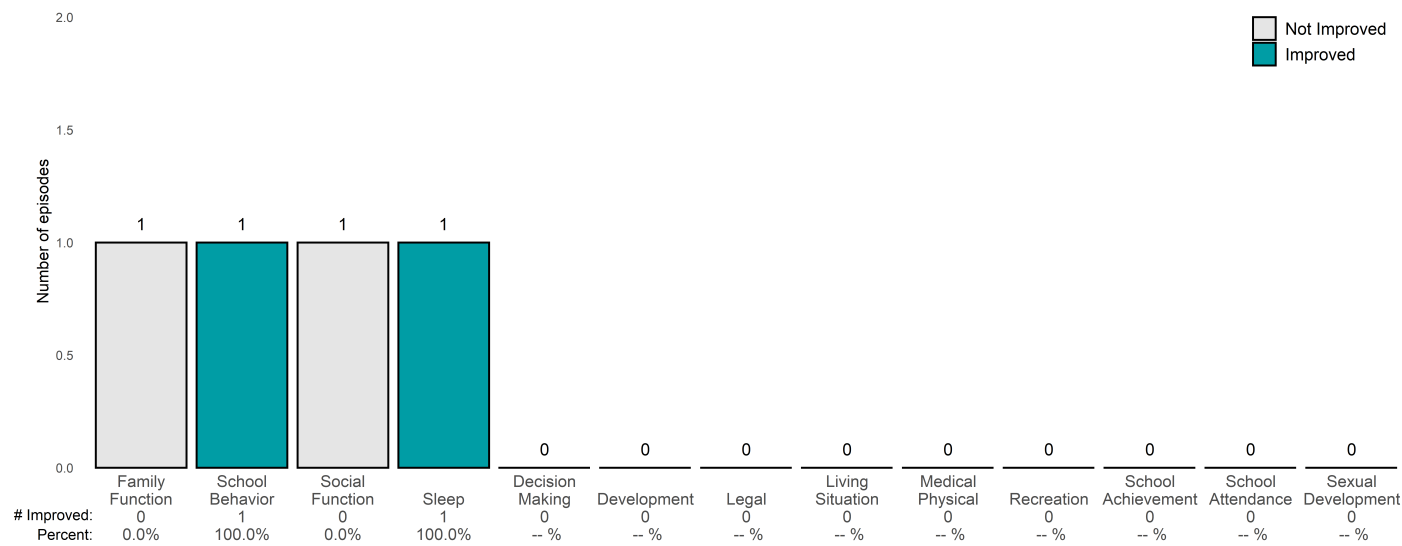
*The two most recent CANS are included for each child/youth episode, with the most recent CANS occurring during the reporting period. Only CANS with a minimum of 8 months of treatment between assessments are included. Actionable ratings are items rated as a 2 or a 3, and improvement is a decrease of 1 point or more.

Alternative Family Services TVS (38GS01)

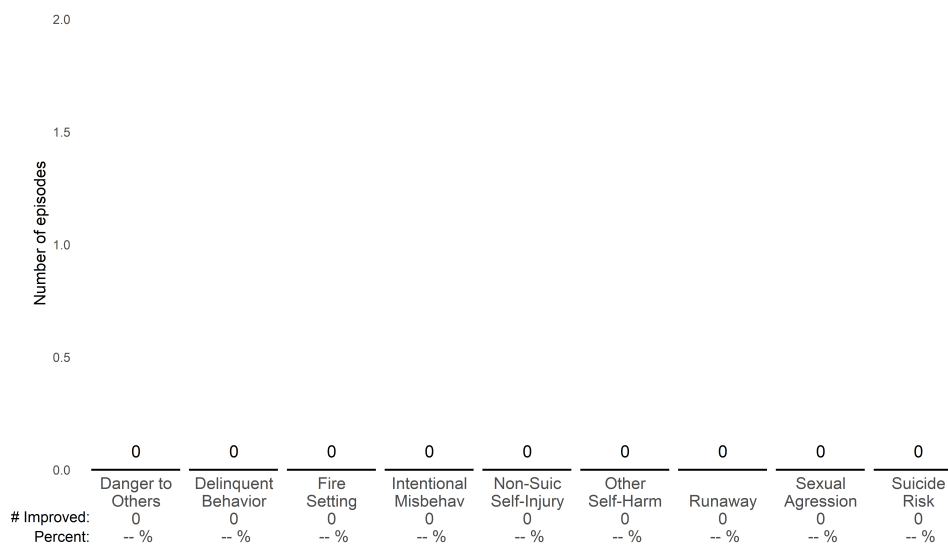
FY22-23 Q4 Performance Objective CYF-1 Needs Outcomes Item-Level Report

7/1/2022 - 6/30/2023

Impact on Functioning • 6 thru 20



Risk Behaviors • 6 thru 20



Bayview Hunters Point Foundation (38516)

FY22-23 Q4 Performance Objective CYF-1 Needs Outcomes Item-Level Report

7/1/2022 - 6/30/2023

The charts below display the Needs items from the CANS. The stacked columns represent the total number of episodes with an actionable rating on each item, and the number of those that improved.*

Mean number of months between CANS: 11.8 • Median number of months between CANS: 12.1

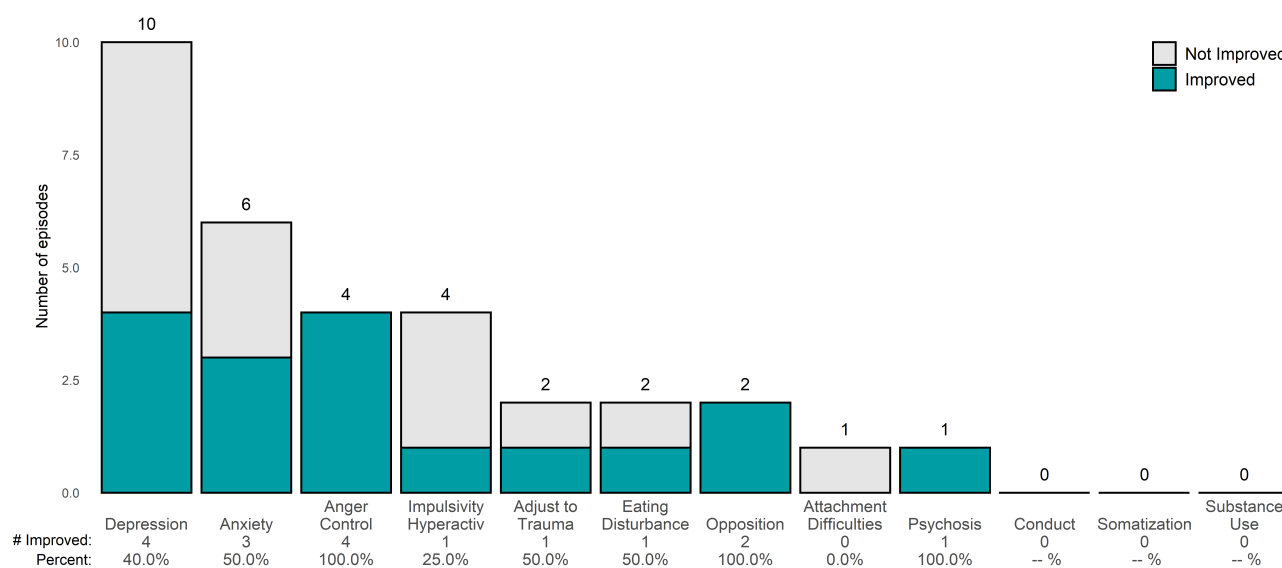
Number of CANS pairs with actionable items: 15 • Number of CANS pairs with improvement: 10

Number of CANS pairs without actionable items: 0 • Number of children/youth: 15

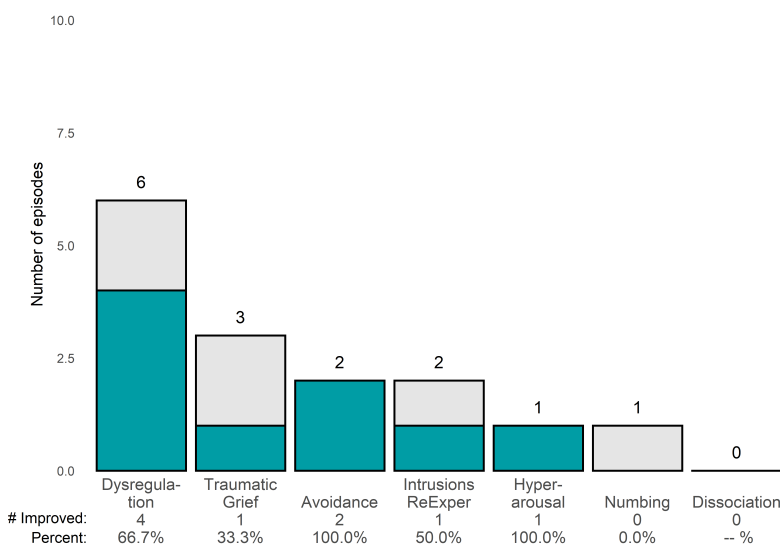
Percent of episodes improved on 50% or more of items: **66.7%**

Behavioral/Emotional Needs • 6 thru 20

CANS pairs for 6 thru 20: 15



Traumatic Stress Symptoms • 6 thru 20



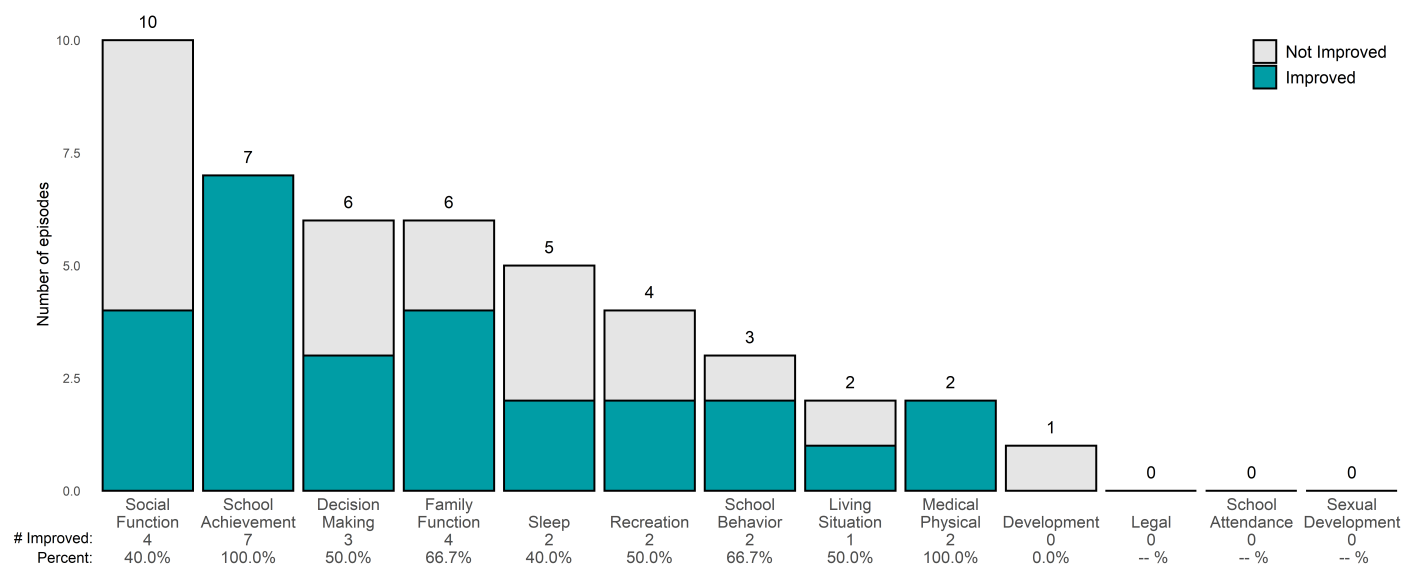
*The two most recent CANS are included for each child/youth episode, with the most recent CANS occurring during the reporting period. Only CANS with a minimum of 8 months of treatment between assessments are included. Actionable ratings are items rated as a 2 or a 3, and improvement is a decrease of 1 point or more.

Bayview Hunters Point Foundation (38516)

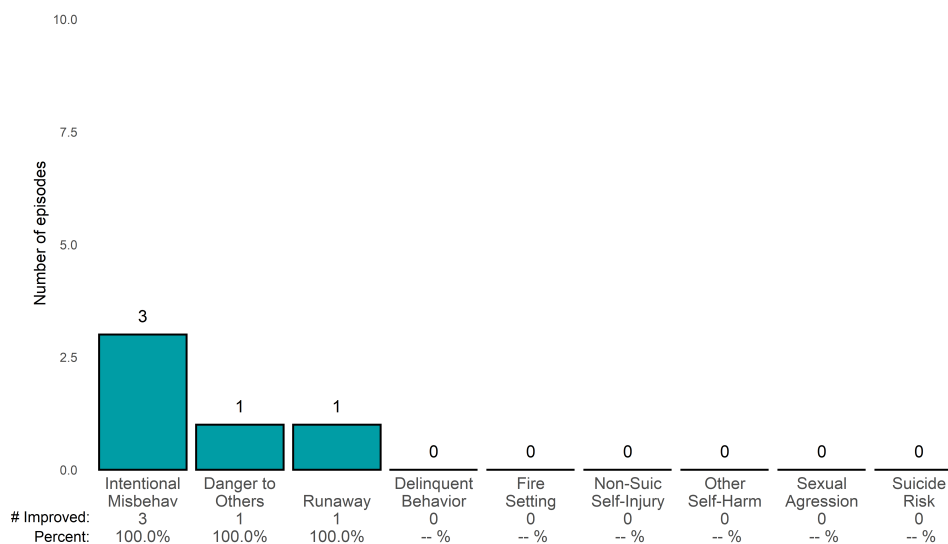
FY22-23 Q4 Performance Objective CYF-1 Needs Outcomes Item-Level Report

7/1/2022 - 6/30/2023

Impact on Functioning • 6 thru 20



Risk Behaviors • 6 thru 20



Center on Juvenile and Criminal Justice (38GJ2)

FY22-23 Q4 Performance Objective CYF-1 Needs Outcomes Item-Level Report

7/1/2022 - 6/30/2023

The charts below display the Needs items from the CANS. The stacked columns represent the total number of episodes with an actionable rating on each item, and the number of those that improved.*

Mean number of months between CANS: 10.7 • Median number of months between CANS: 11.6

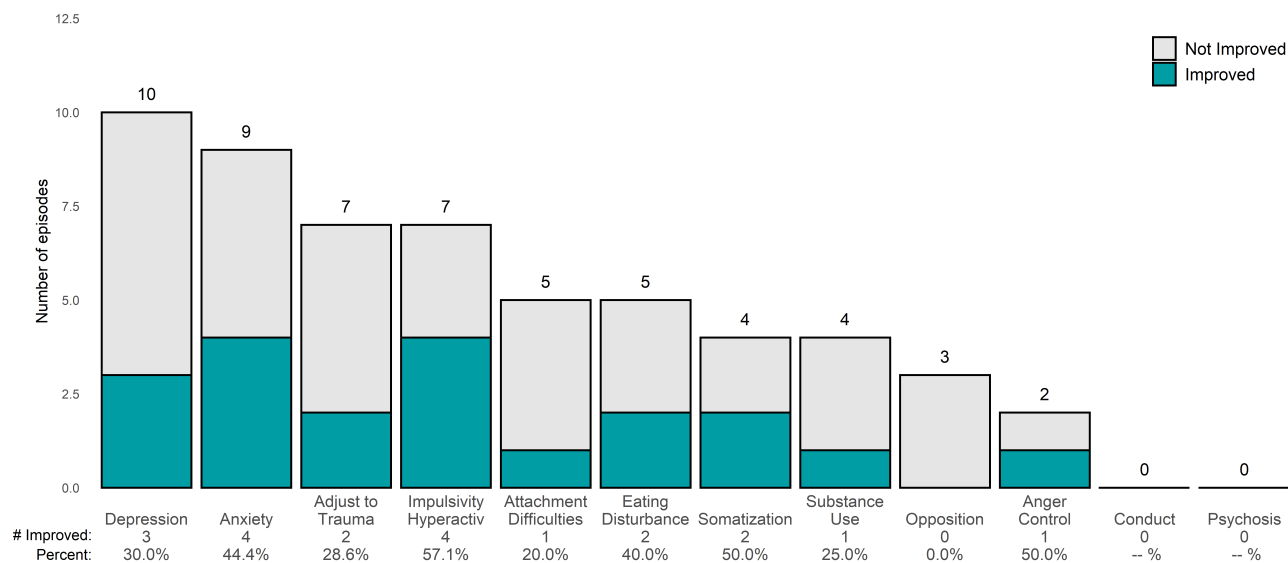
Number of CANS pairs with actionable items: 18 • Number of CANS pairs with improvement: 8

Number of CANS pairs without actionable items: 0 • Number of children/youth: 18

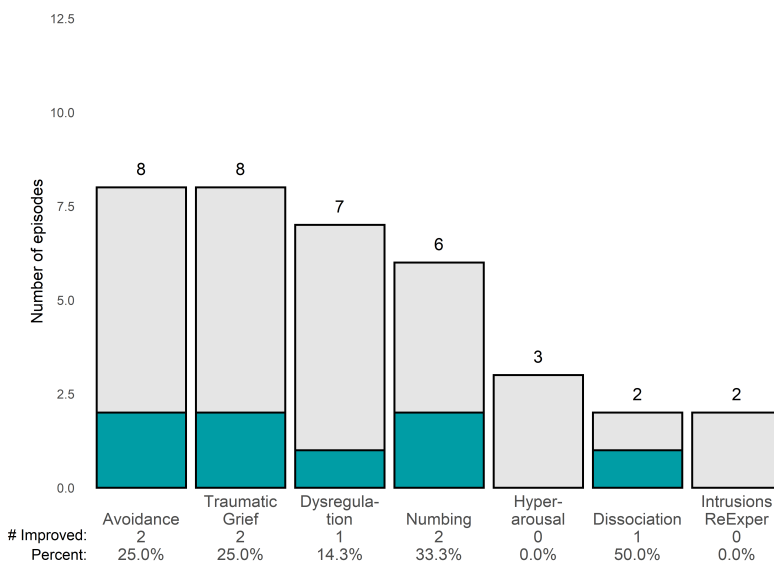
Percent of episodes improved on 50% or more of items: **44.4%**

Behavioral/Emotional Needs • 6 thru 20

CANS pairs for 6 thru 20: 18



Traumatic Stress Symptoms • 6 thru 20



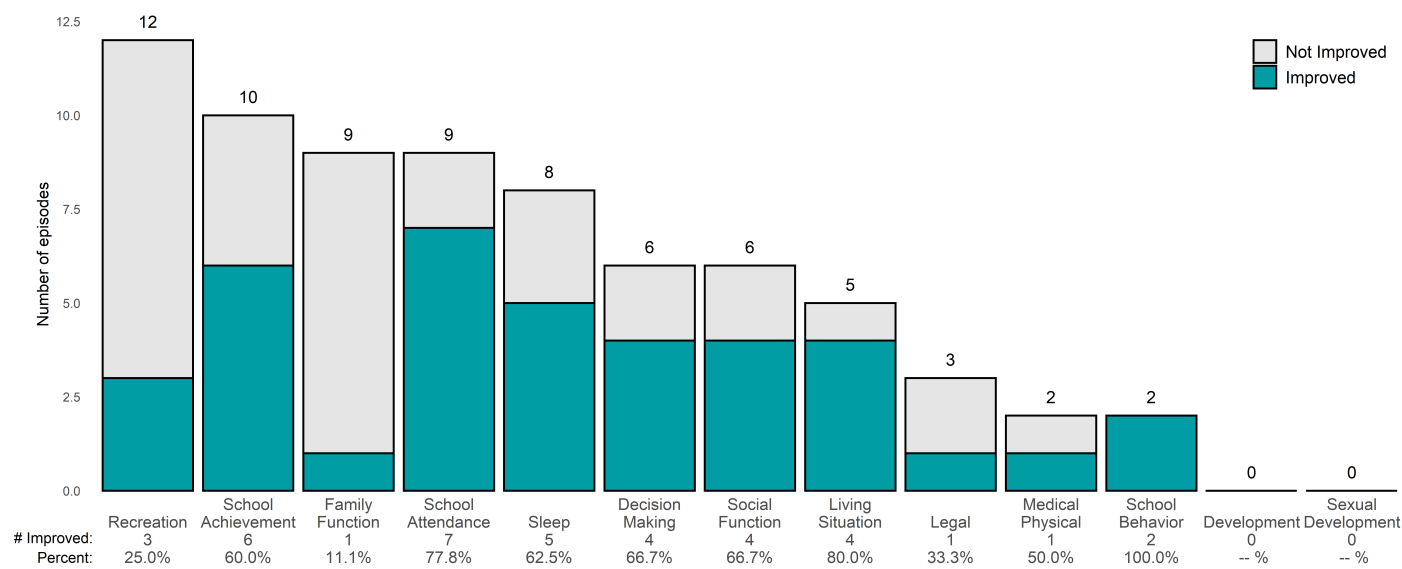
*The two most recent CANS are included for each child/youth episode, with the most recent CANS occurring during the reporting period. Only CANS with a minimum of 8 months of treatment between assessments are included. Actionable ratings are items rated as a 2 or a 3, and improvement is a decrease of 1 point or more.

Center on Juvenile and Criminal Justice (38GJ2)

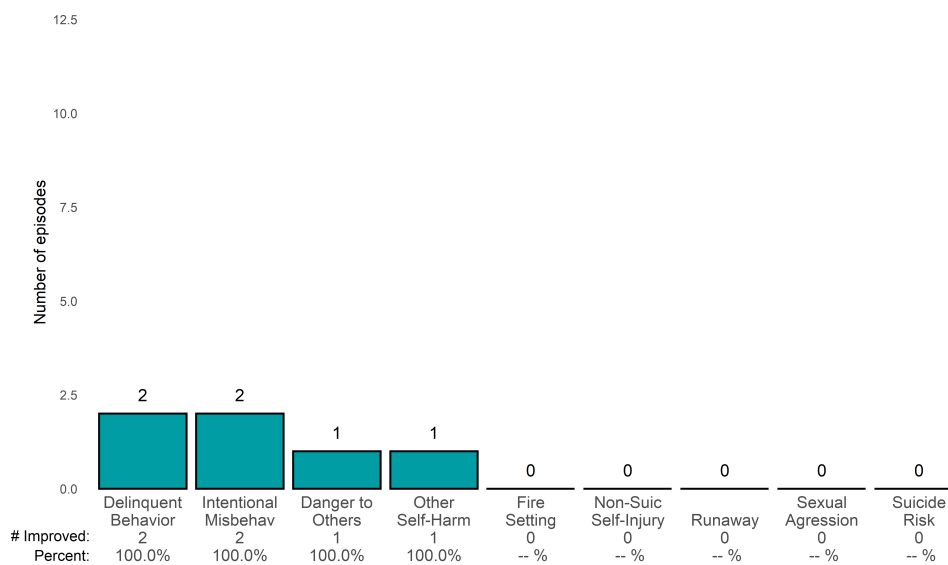
FY22-23 Q4 Performance Objective CYF-1 Needs Outcomes Item-Level Report

7/1/2022 - 6/30/2023

Impact on Functioning • 6 thru 20



Risk Behaviors • 6 thru 20



Chinatown Child Development Center (38746)

FY22-23 Q4 Performance Objective CYF-1 Needs Outcomes Item-Level Report

7/1/2022 - 6/30/2023

The charts below display the Needs items from the CANS. The stacked columns represent the total number of episodes with an actionable rating on each item, and the number of those that improved.*

Mean number of months between CANS: 11.8 • Median number of months between CANS: 11.9

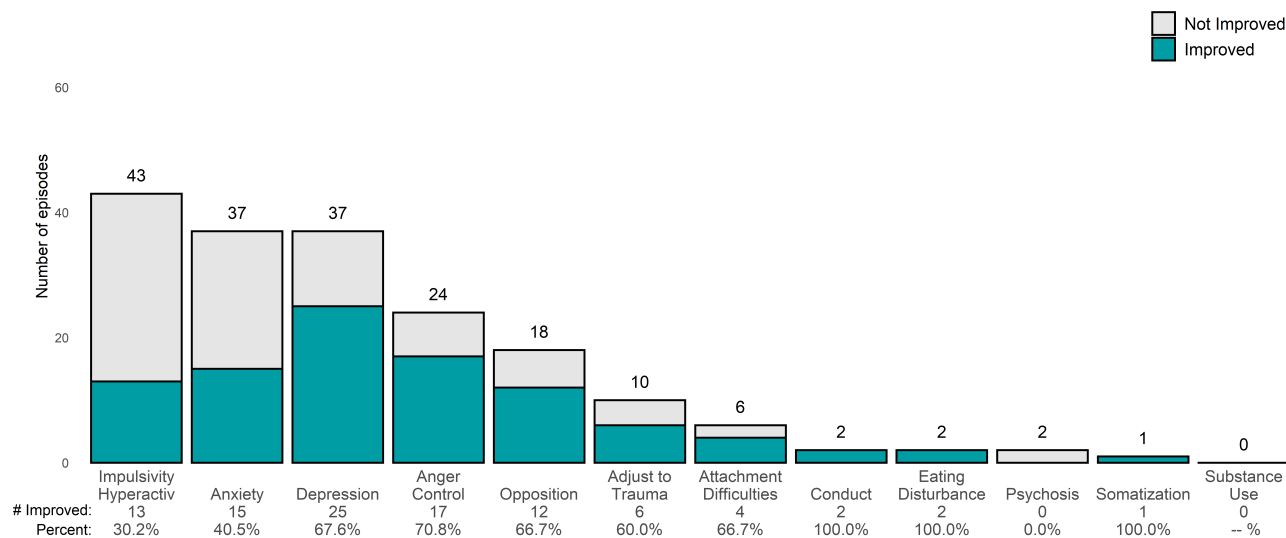
Number of CANS pairs with actionable items: 105 • Number of CANS pairs with improvement: 64

Number of CANS pairs without actionable items: 7 • Number of children/youth: 112

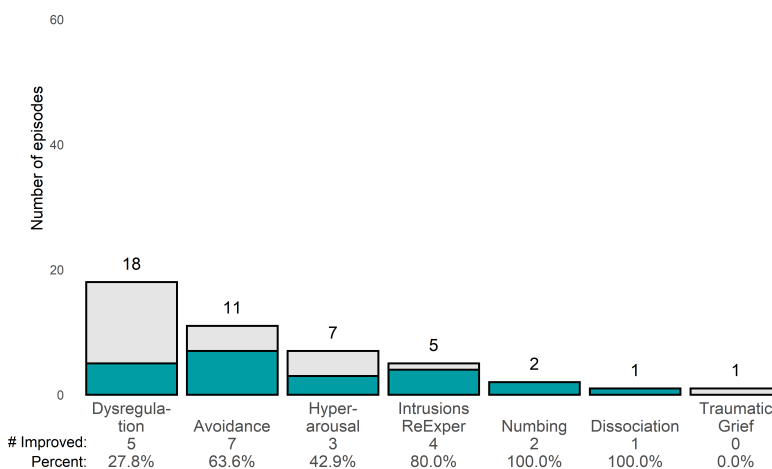
Percent of episodes improved on 50% or more of items: **61.0%**

Behavioral/Emotional Needs • 6 thru 20

CANS pairs for 6 thru 20: 105



Traumatic Stress Symptoms • 6 thru 20



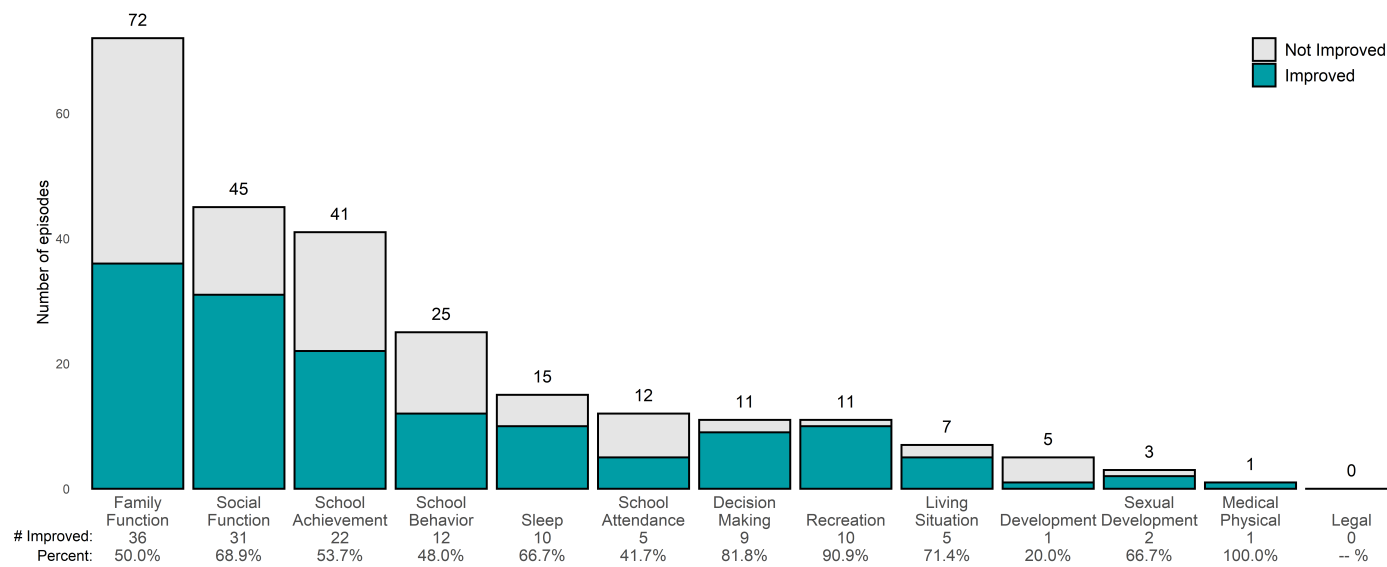
*The two most recent CANS are included for each child/youth episode, with the most recent CANS occurring during the reporting period. Only CANS with a minimum of 8 months of treatment between assessments are included. Actionable ratings are items rated as a 2 or a 3, and improvement is a decrease of 1 point or more.

Chinatown Child Development Center (38746)

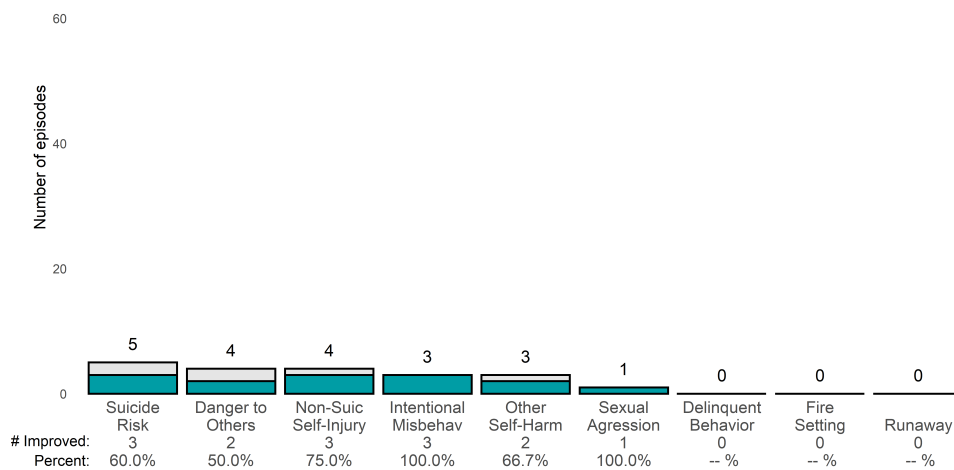
FY22-23 Q4 Performance Objective CYF-1 Needs Outcomes Item-Level Report

7/1/2022 - 6/30/2023

Impact on Functioning • 6 thru 20



Risk Behaviors • 6 thru 20



Community Youth Center (38CY3)

FY22-23 Q4 Performance Objective CYF-1 Needs Outcomes Item-Level Report

7/1/2022 - 6/30/2023

The charts below display the Needs items from the CANS. The stacked columns represent the total number of episodes with an actionable rating on each item, and the number of those that improved.*

Mean number of months between CANS: 13.3 • Median number of months between CANS: 12.6

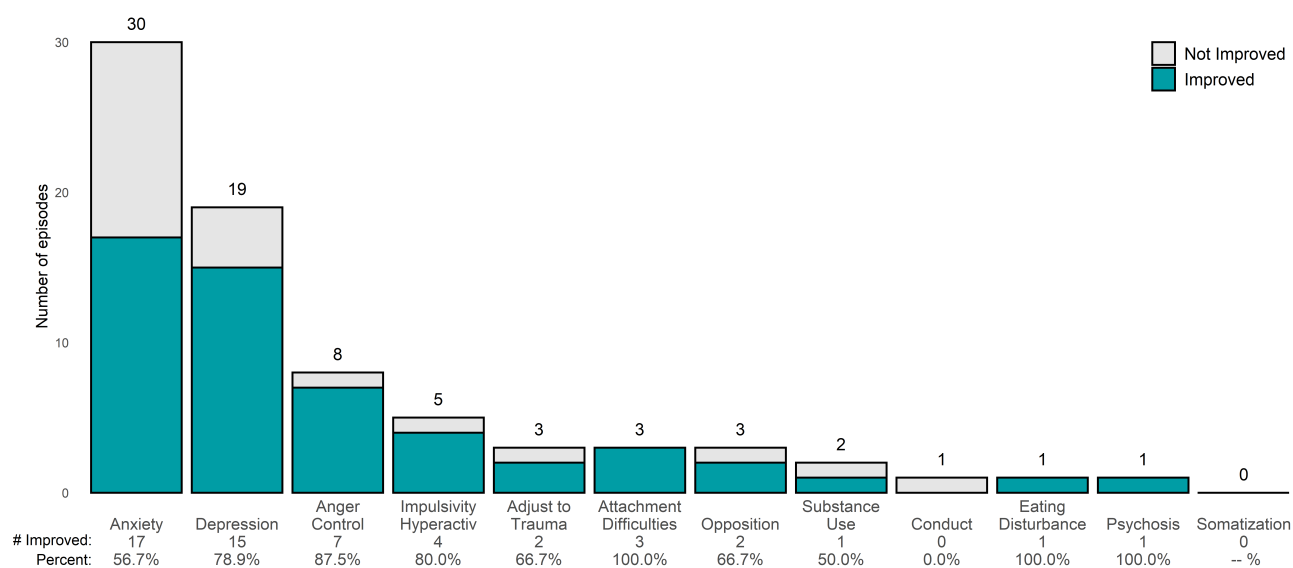
Number of CANS pairs with actionable items: 43 • Number of CANS pairs with improvement: 29

Number of CANS pairs without actionable items: 1 • Number of children/youth: 44

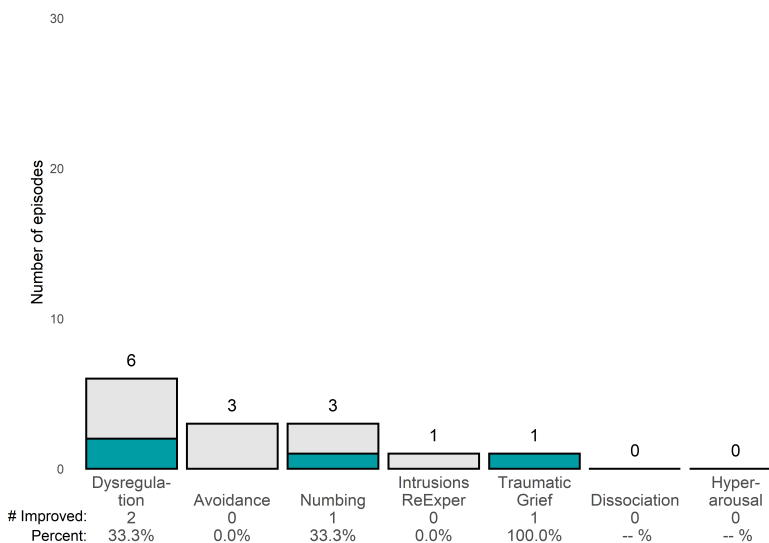
Percent of episodes improved on 50% or more of items: **67.4%**

Behavioral/Emotional Needs • 6 thru 20

CANS pairs for 6 thru 20: 43



Traumatic Stress Symptoms • 6 thru 20



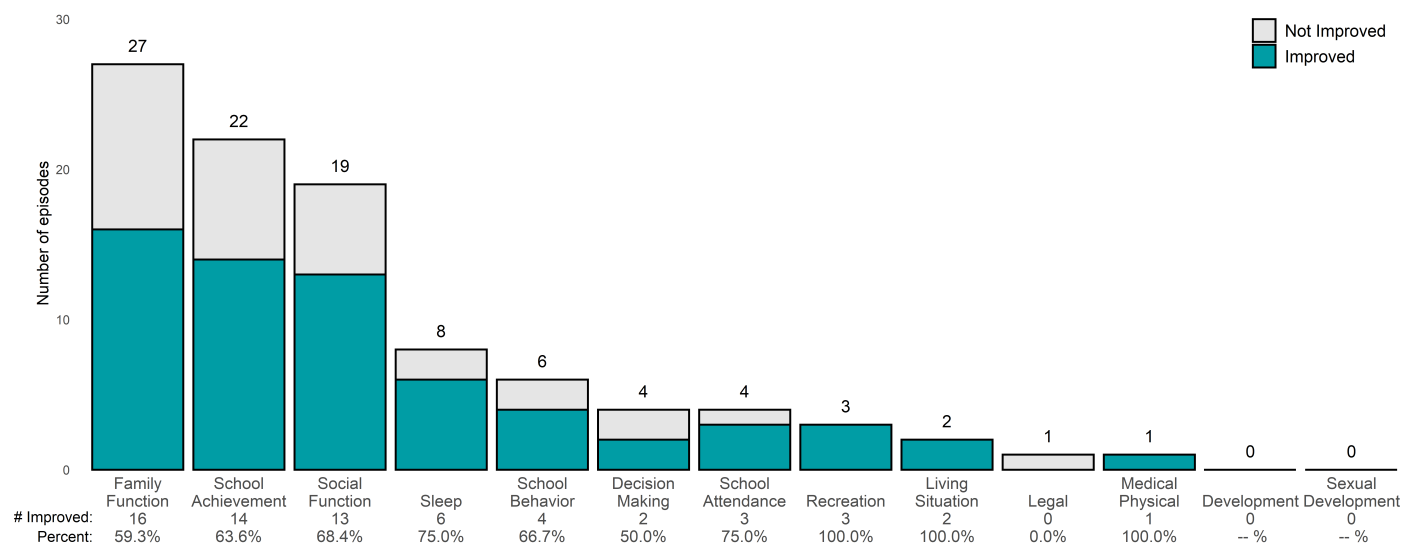
*The two most recent CANS are included for each child/youth episode, with the most recent CANS occurring during the reporting period. Only CANS with a minimum of 8 months of treatment between assessments are included. Actionable ratings are items rated as a 2 or a 3, and improvement is a decrease of 1 point or more.

Community Youth Center (38CY3)

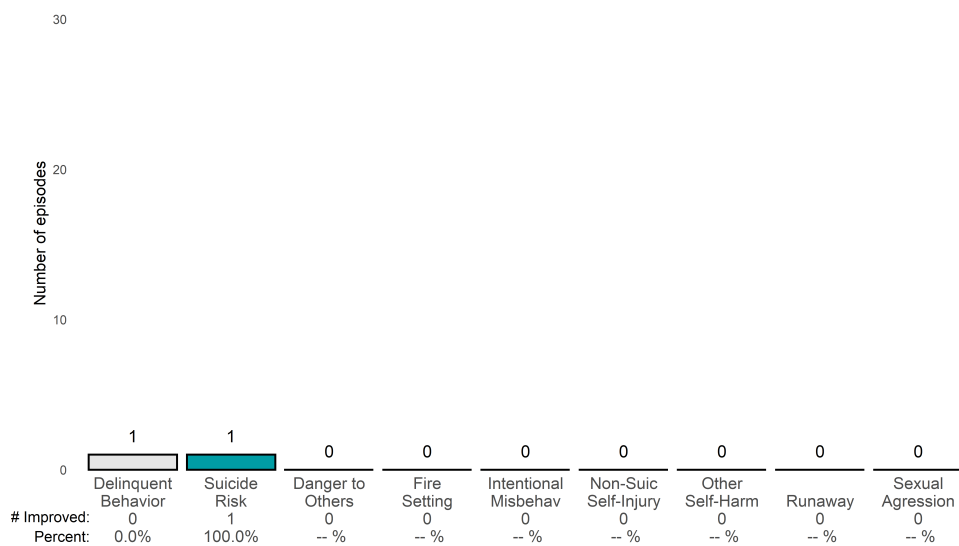
FY22-23 Q4 Performance Objective CYF-1 Needs Outcomes Item-Level Report

7/1/2022 - 6/30/2023

Impact on Functioning • 6 thru 20



Risk Behaviors • 6 thru 20



Community Youth Center IHBS (38CY4)

FY22-23 Q4 Performance Objective CYF-1 Needs Outcomes Item-Level Report

7/1/2022 - 6/30/2023

The charts below display the Needs items from the CANS. The stacked columns represent the total number of episodes with an actionable rating on each item, and the number of those that improved.*

Mean number of months between CANS: 10.3 • Median number of months between CANS: 10.0

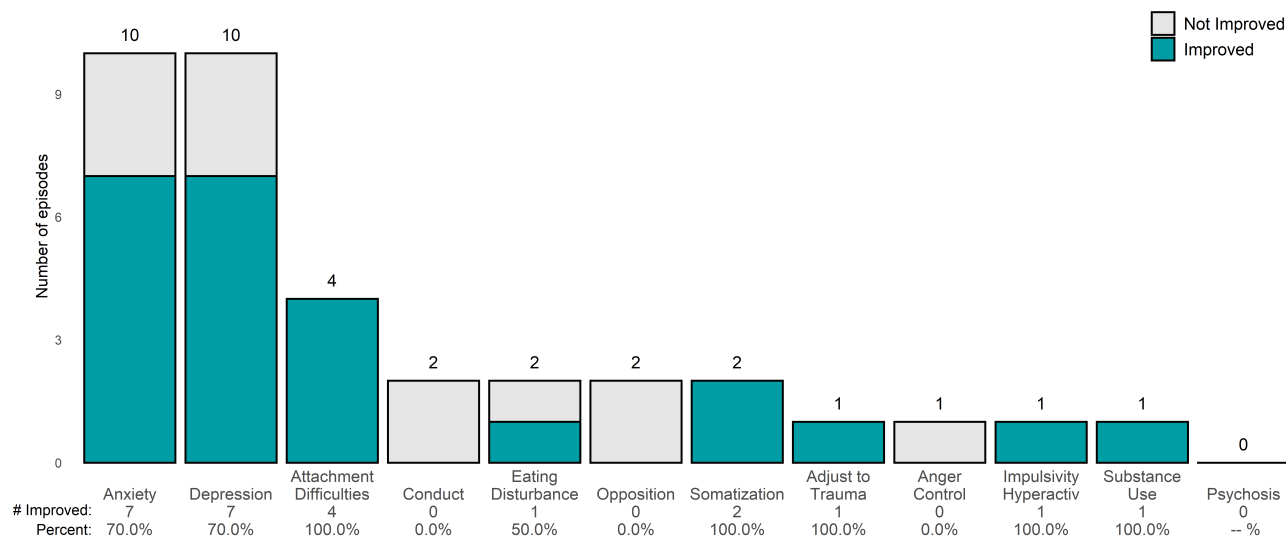
Number of CANS pairs with actionable items: 18 • Number of CANS pairs with improvement: 12

Number of CANS pairs without actionable items: 1 • Number of children/youth: 19

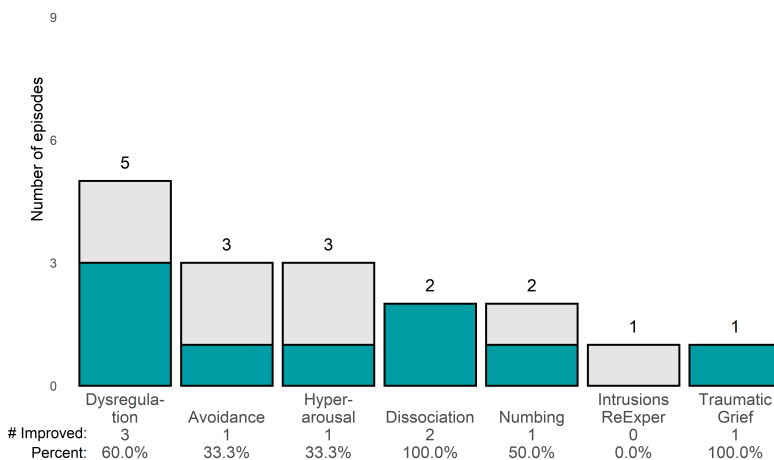
Percent of episodes improved on 50% or more of items: **66.7%**

Behavioral/Emotional Needs • 6 thru 20

CANS pairs for 6 thru 20: 18



Traumatic Stress Symptoms • 6 thru 20



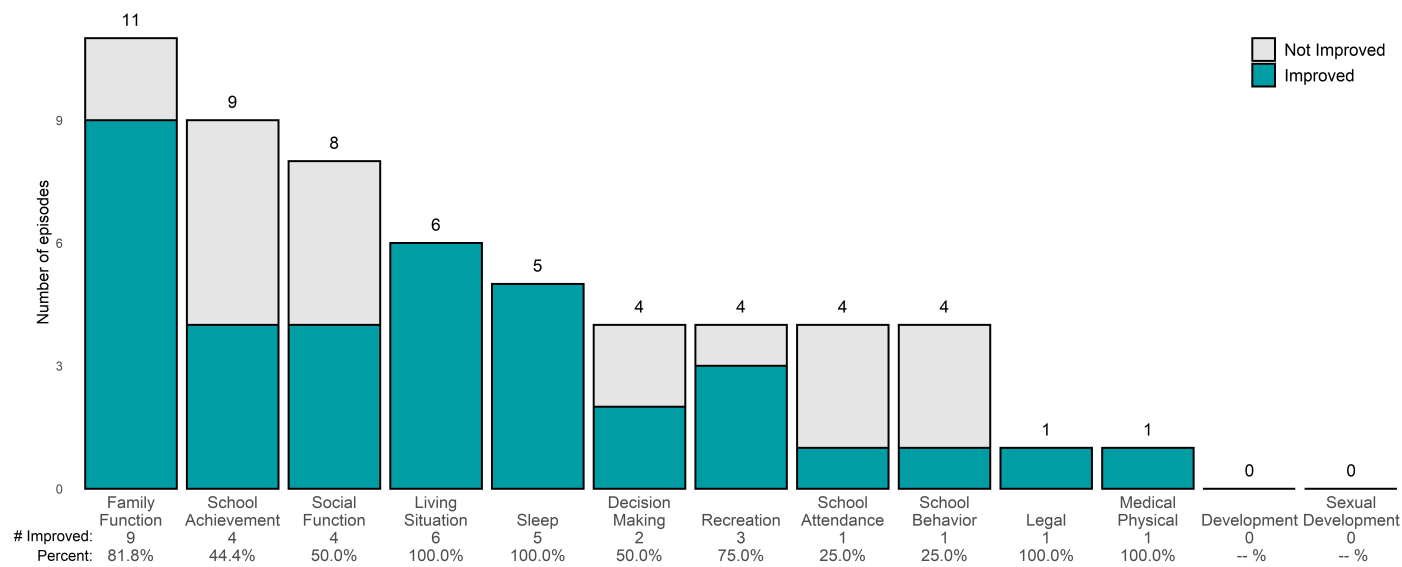
*The two most recent CANS are included for each child/youth episode, with the most recent CANS occurring during the reporting period. Only CANS with a minimum of 8 months of treatment between assessments are included. Actionable ratings are items rated as a 2 or a 3, and improvement is a decrease of 1 point or more.

Community Youth Center IHBS (38CY4)

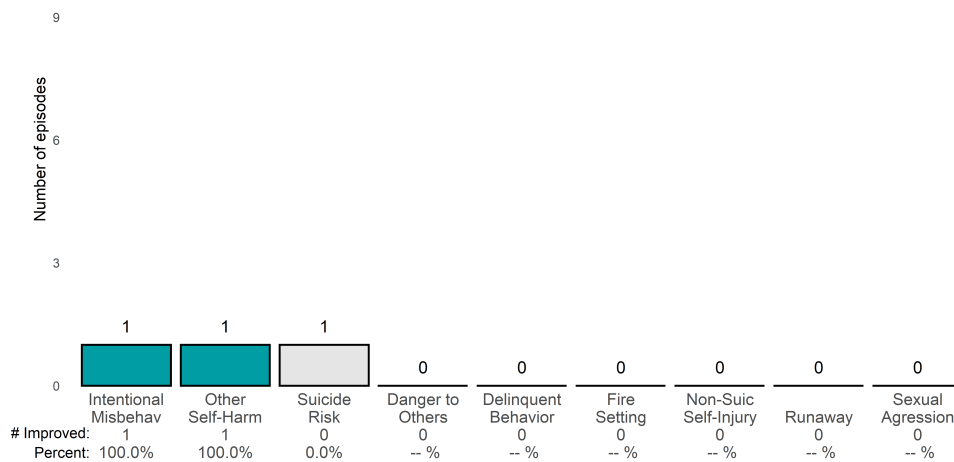
FY22-23 Q4 Performance Objective CYF-1 Needs Outcomes Item-Level Report

7/1/2022 - 6/30/2023

Impact on Functioning • 6 thru 20



Risk Behaviors • 6 thru 20



Dignity Health McAuley CEEP (38CMOP)

FY22-23 Q4 Performance Objective CYF-1 Needs Outcomes Item-Level Report

7/1/2022 - 6/30/2023

The charts below display the Needs items from the CANS. The stacked columns represent the total number of episodes with an actionable rating on each item, and the number of those that improved.*

Mean number of months between CANS: 12.9 • Median number of months between CANS: 12.4

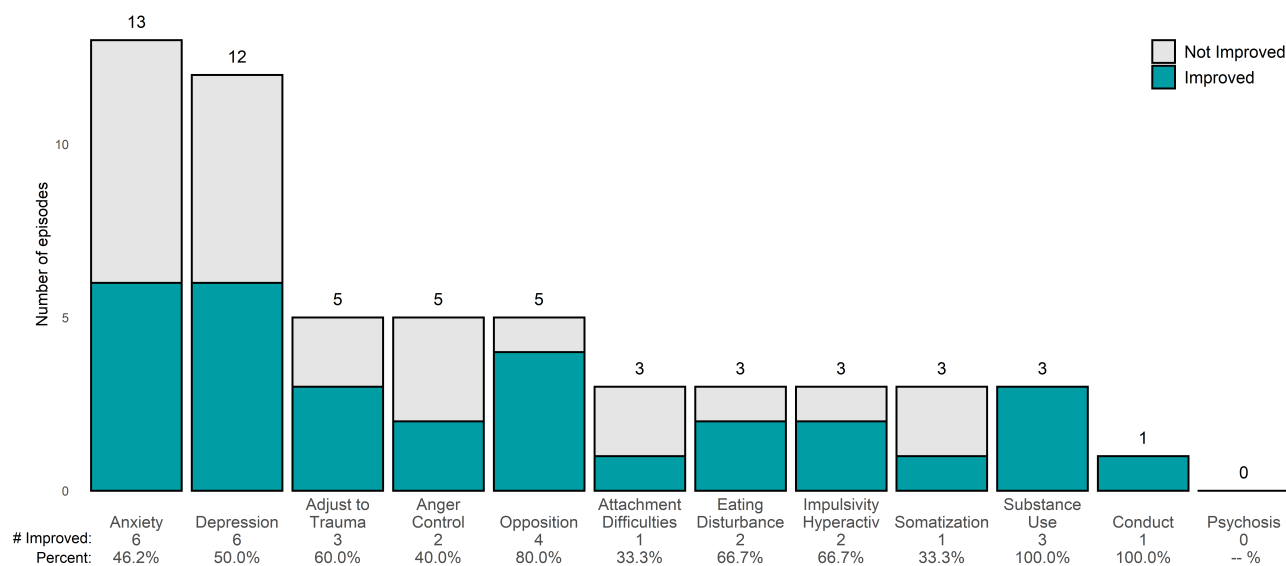
Number of CANS pairs with actionable items: 15 • Number of CANS pairs with improvement: 12

Number of CANS pairs without actionable items: 0 • Number of children/youth: 15

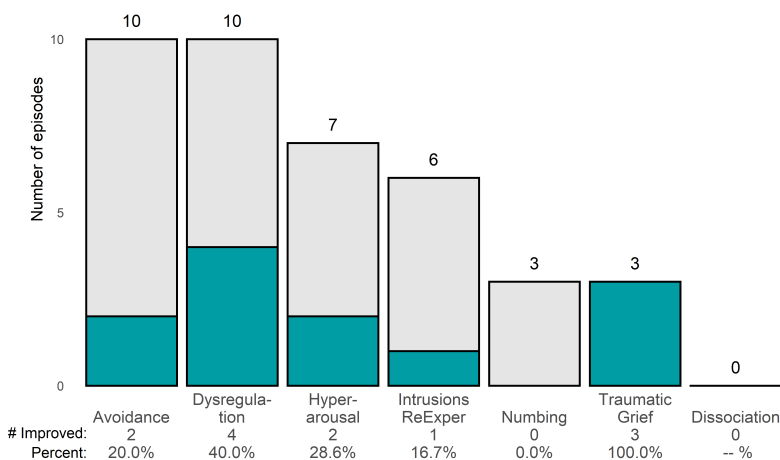
Percent of episodes improved on 50% or more of items: **80.0%**

Behavioral/Emotional Needs • 6 thru 20

CANS pairs for 6 thru 20: 15



Traumatic Stress Symptoms • 6 thru 20



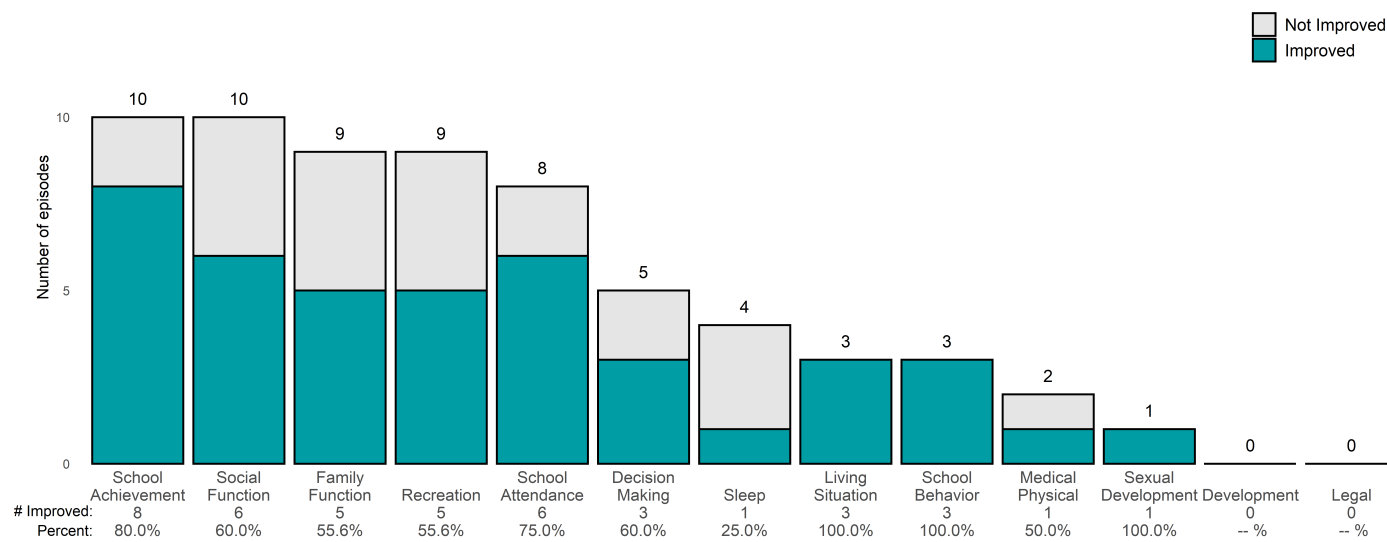
*The two most recent CANS are included for each child/youth episode, with the most recent CANS occurring during the reporting period. Only CANS with a minimum of 8 months of treatment between assessments are included. Actionable ratings are items rated as a 2 or a 3, and improvement is a decrease of 1 point or more.

Dignity Health McAuley CEEP (38CMOP)

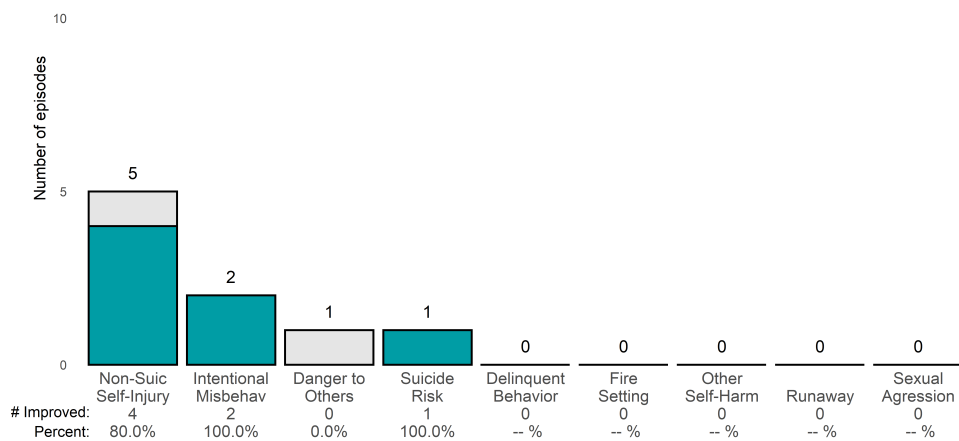
FY22-23 Q4 Performance Objective CYF-1 Needs Outcomes Item-Level Report

7/1/2022 - 6/30/2023

Impact on Functioning • 6 thru 20



Risk Behaviors • 6 thru 20



Edgewood Center (88580P)

FY22-23 Q4 Performance Objective CYF-1 Needs Outcomes Item-Level Report

7/1/2022 - 6/30/2023

The charts below display the Needs items from the CANS. The stacked columns represent the total number of episodes with an actionable rating on each item, and the number of those that improved.*

Mean number of months between CANS: 11.4 • Median number of months between CANS: 11.7

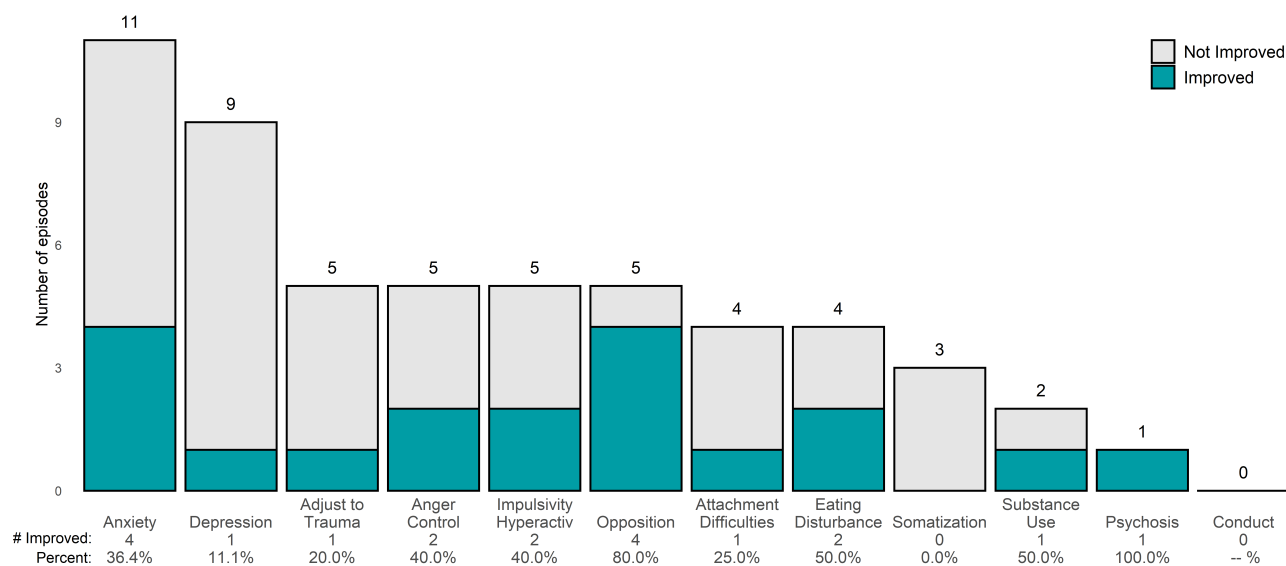
Number of CANS pairs with actionable items: 17 • Number of CANS pairs with improvement: 7

Number of CANS pairs without actionable items: 0 • Number of children/youth: 17

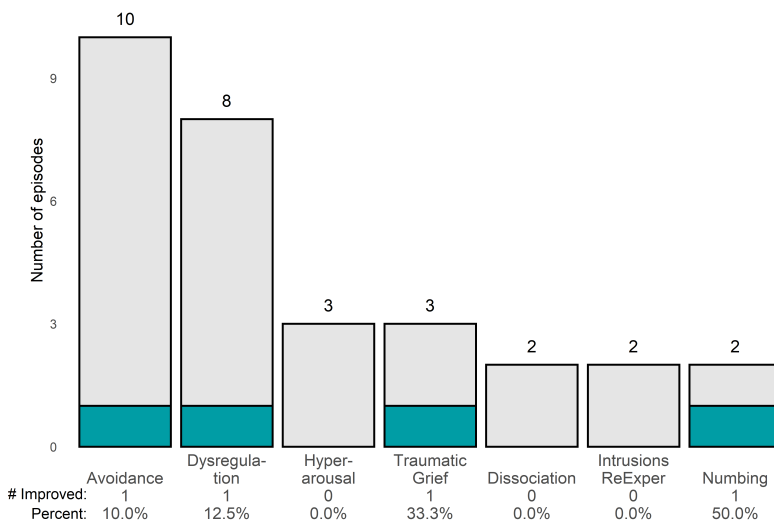
Percent of episodes improved on 50% or more of items: **41.2%**

Behavioral/Emotional Needs • 6 thru 20

CANS pairs for 6 thru 20: 17



Traumatic Stress Symptoms • 6 thru 20



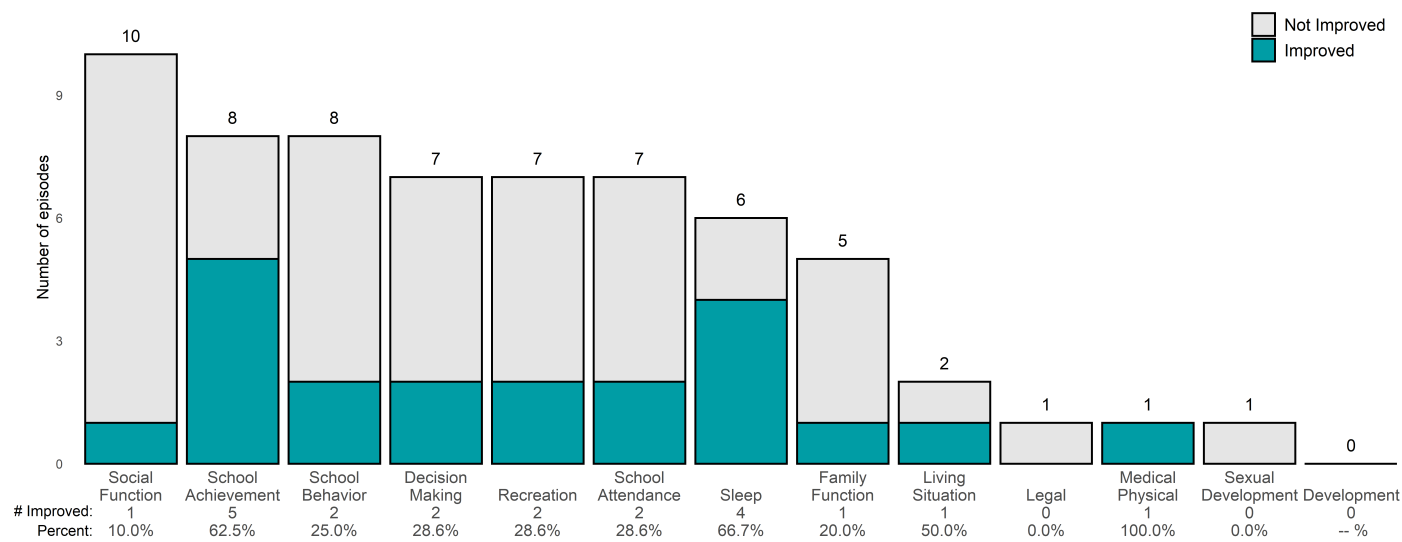
*The two most recent CANS are included for each child/youth episode, with the most recent CANS occurring during the reporting period. Only CANS with a minimum of 8 months of treatment between assessments are included. Actionable ratings are items rated as a 2 or a 3, and improvement is a decrease of 1 point or more.

Edgewood Center (88580P)

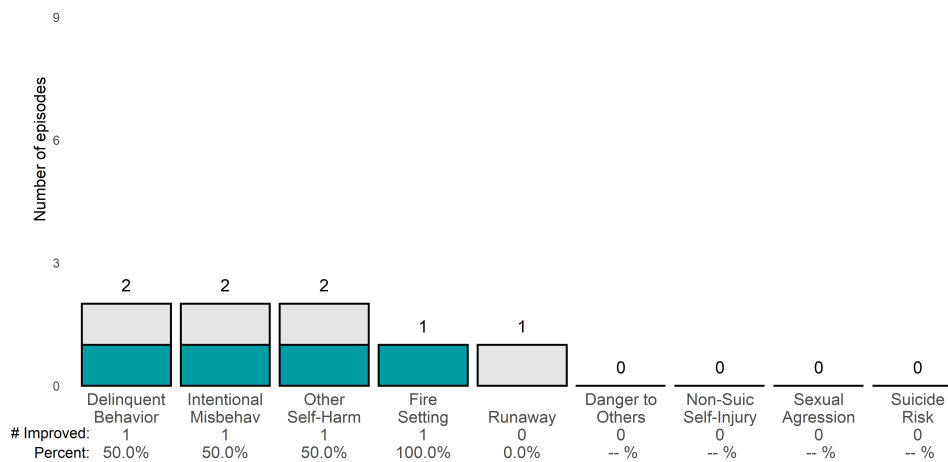
FY22-23 Q4 Performance Objective CYF-1 Needs Outcomes Item-Level Report

7/1/2022 - 6/30/2023

Impact on Functioning • 6 thru 20



Risk Behaviors • 6 thru 20



Edgewood Center School-Based (885814)

FY22-23 Q4 Performance Objective CYF-1 Needs Outcomes Item-Level Report

7/1/2022 - 6/30/2023

The charts below display the Needs items from the CANS. The stacked columns represent the total number of episodes with an actionable rating on each item, and the number of those that improved.*

Mean number of months between CANS: 11.6 • Median number of months between CANS: 12.0

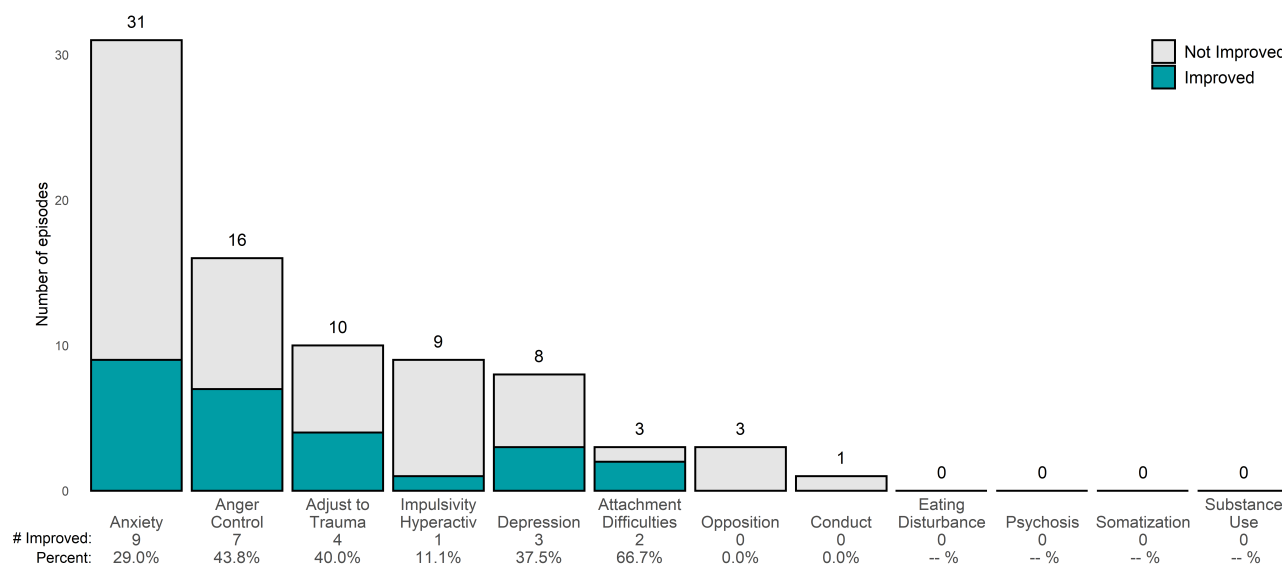
Number of CANS pairs with actionable items: 56 • Number of CANS pairs with improvement: 27

Number of CANS pairs without actionable items: 5 • Number of children/youth: 61

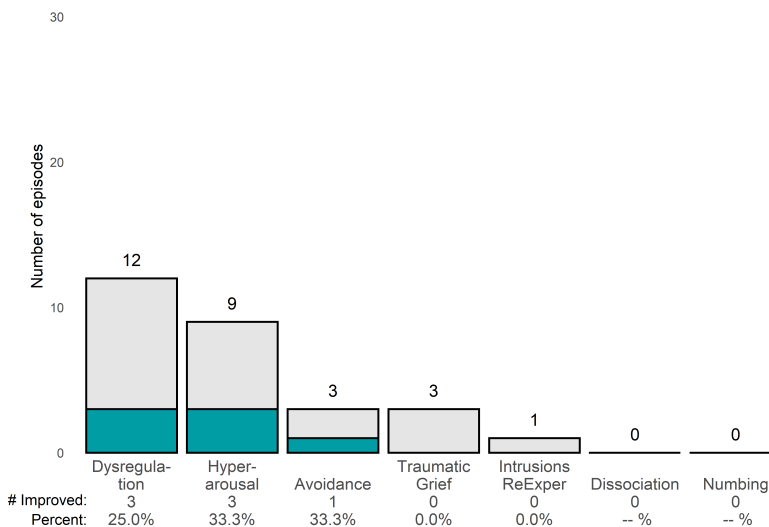
Percent of episodes improved on 50% or more of items: **48.2%**

Behavioral/Emotional Needs • 6 thru 20

CANS pairs for 6 thru 20: 56



Traumatic Stress Symptoms • 6 thru 20



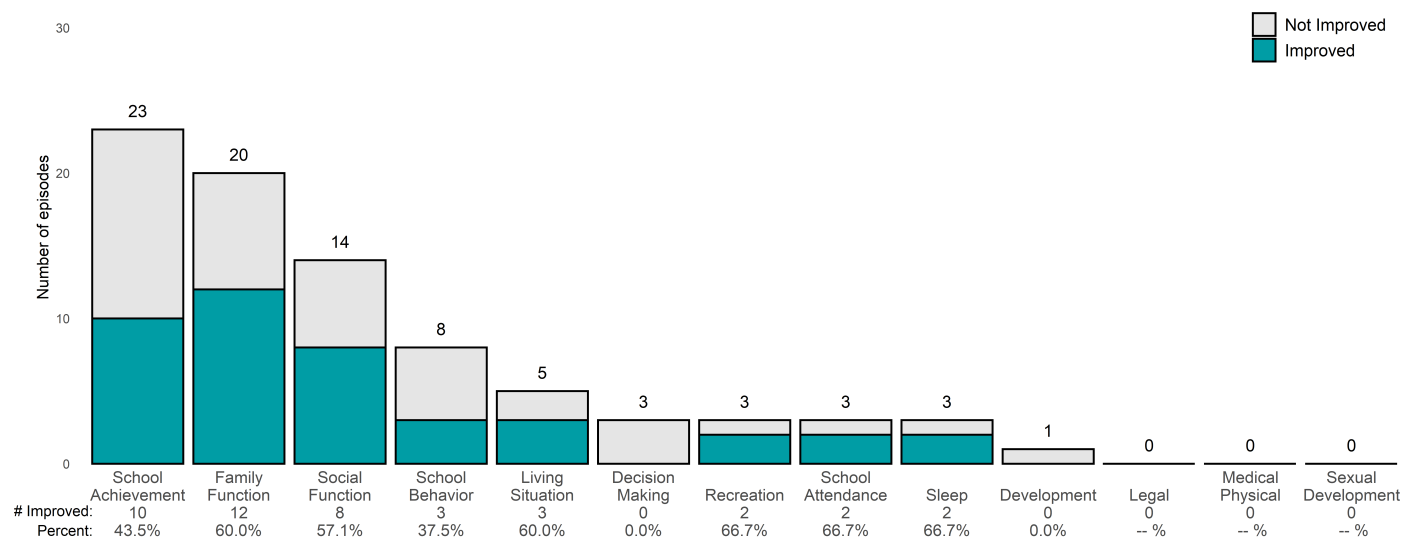
*The two most recent CANS are included for each child/youth episode, with the most recent CANS occurring during the reporting period. Only CANS with a minimum of 8 months of treatment between assessments are included. Actionable ratings are items rated as a 2 or a 3, and improvement is a decrease of 1 point or more.

Edgewood Center School-Based (885814)

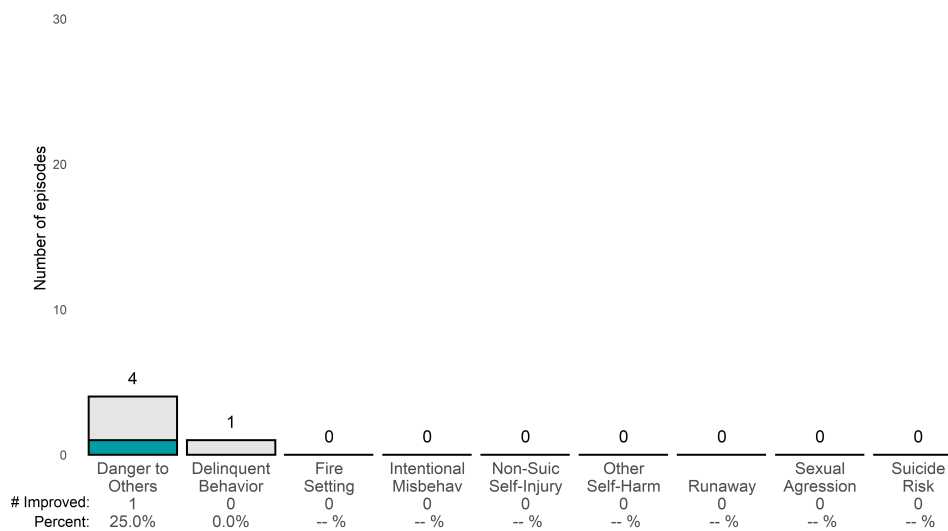
FY22-23 Q4 Performance Objective CYF-1 Needs Outcomes Item-Level Report

7/1/2022 - 6/30/2023

Impact on Functioning • 6 thru 20



Risk Behaviors • 6 thru 20



Edgewood Center Wraparound (38J94)

FY22-23 Q4 Performance Objective CYF-1 Needs Outcomes Item-Level Report

7/1/2022 - 6/30/2023

The charts below display the Needs items from the CANS. The stacked columns represent the total number of episodes with an actionable rating on each item, and the number of those that improved.*

Mean number of months between CANS: 12.7 • Median number of months between CANS: 12.4

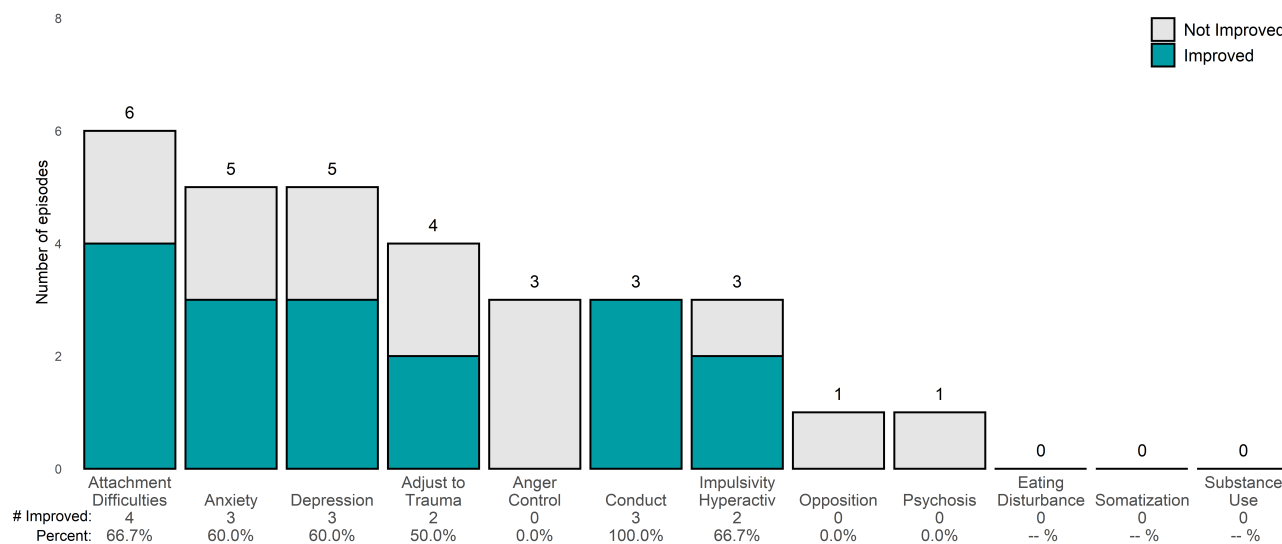
Number of CANS pairs with actionable items: 10 • Number of CANS pairs with improvement: 6

Number of CANS pairs without actionable items: 0 • Number of children/youth: 10

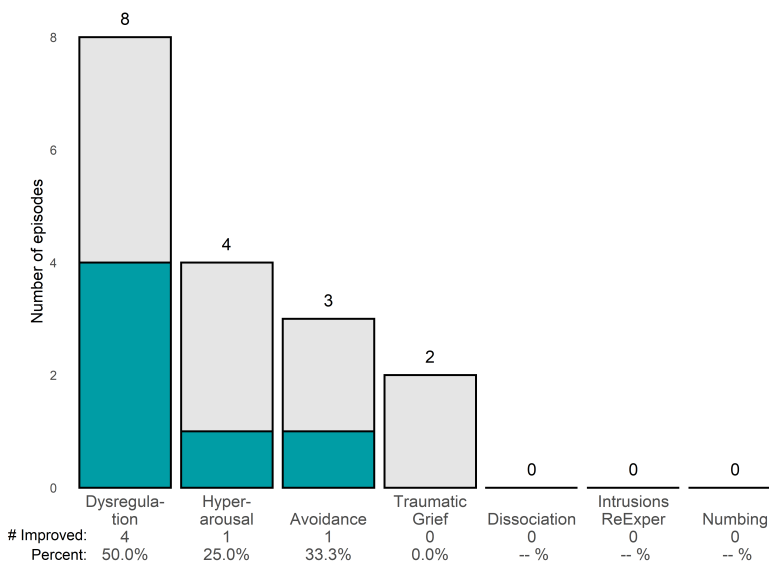
Percent of episodes improved on 50% or more of items: **60.0%**

Behavioral/Emotional Needs • 6 thru 20

CANS pairs for 6 thru 20: 10



Traumatic Stress Symptoms • 6 thru 20



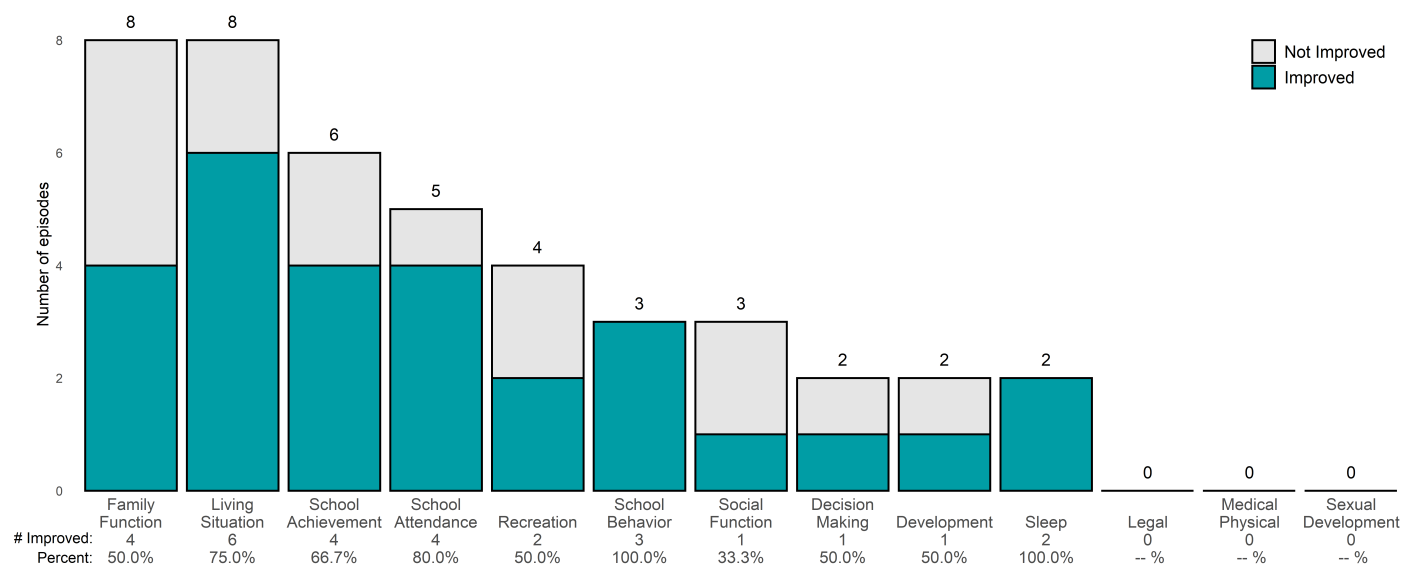
*The two most recent CANS are included for each child/youth episode, with the most recent CANS occurring during the reporting period. Only CANS with a minimum of 8 months of treatment between assessments are included. Actionable ratings are items rated as a 2 or a 3, and improvement is a decrease of 1 point or more.

Edgewood Center Wraparound (38J94)

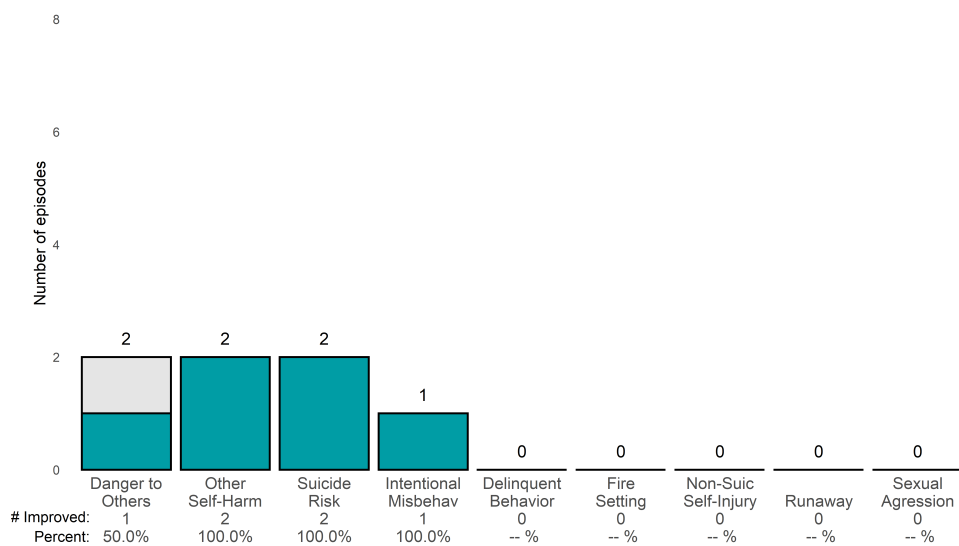
FY22-23 Q4 Performance Objective CYF-1 Needs Outcomes Item-Level Report

7/1/2022 - 6/30/2023

Impact on Functioning • 6 thru 20



Risk Behaviors • 6 thru 20



Epiphany Center (38BN3)

FY22-23 Q4 Performance Objective CYF-1 Needs Outcomes Item-Level Report

7/1/2022 - 6/30/2023

The charts below display the Needs items from the CANS. The stacked columns represent the total number of episodes with an actionable rating on each item, and the number of those that improved.*

Mean number of months between CANS: 11.2 • Median number of months between CANS: 11.4

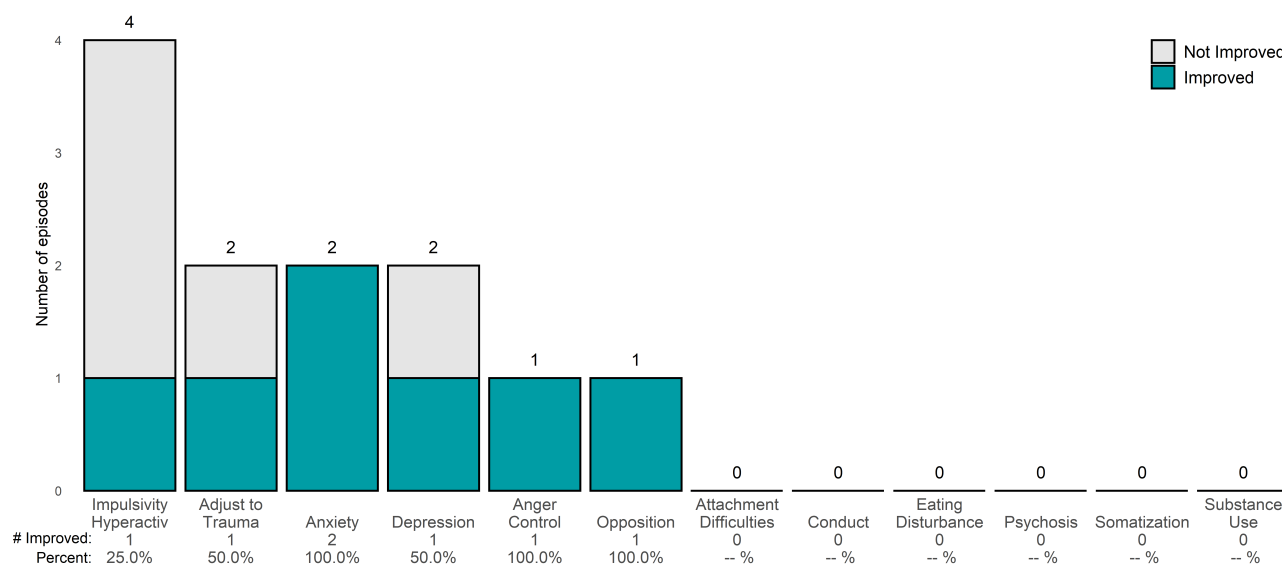
Number of CANS pairs with actionable items: 20 • Number of CANS pairs with improvement: 13

Number of CANS pairs without actionable items: 0 • Number of children/youth: 20

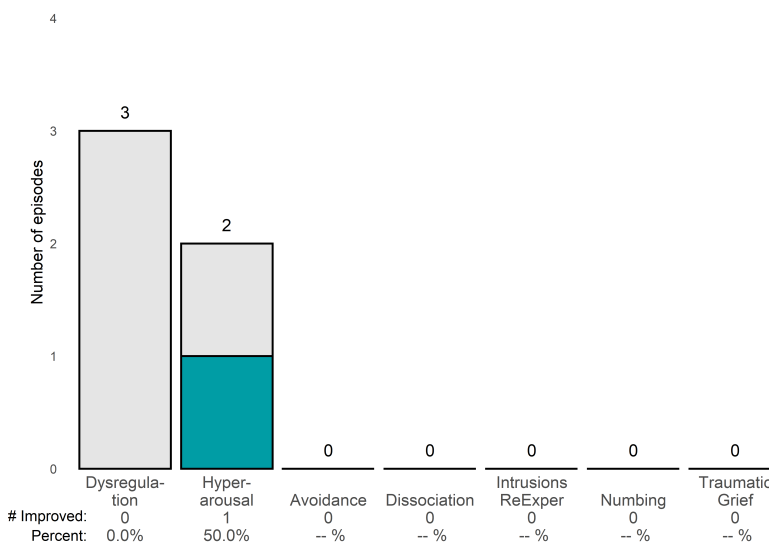
Percent of episodes improved on 50% or more of items: **65.0%**

Behavioral/Emotional Needs • 6 thru 20

CANS pairs for 6 thru 20: 6



Traumatic Stress Symptoms • 6 thru 20



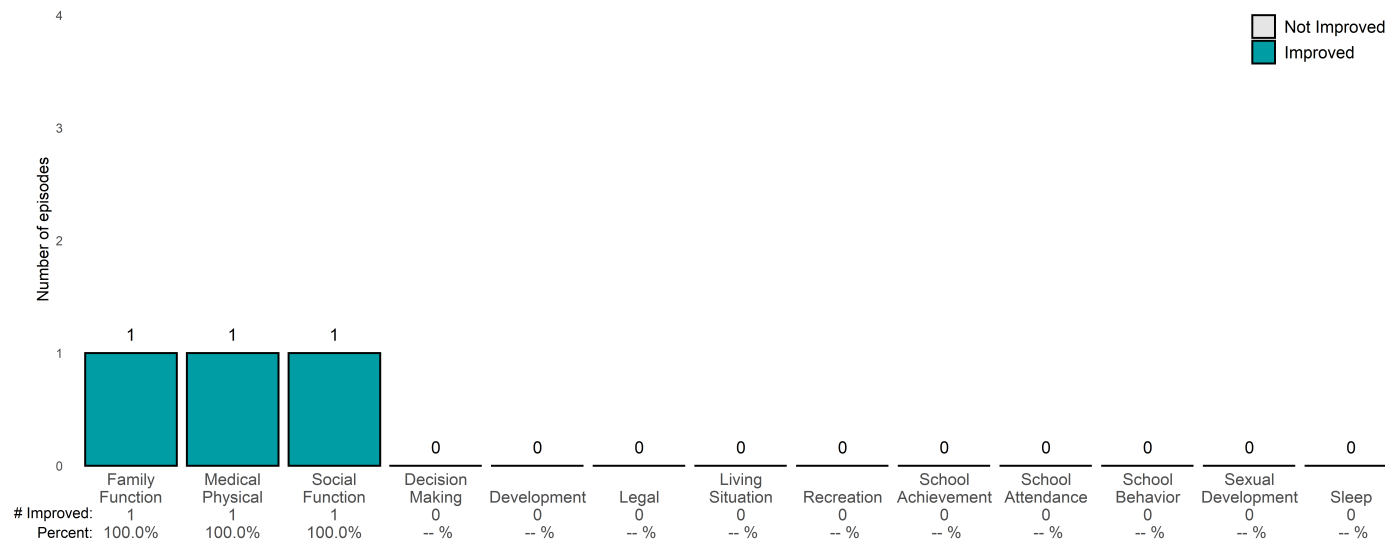
*The two most recent CANS are included for each child/youth episode, with the most recent CANS occurring during the reporting period. Only CANS with a minimum of 8 months of treatment between assessments are included. Actionable ratings are items rated as a 2 or a 3, and improvement is a decrease of 1 point or more.

Epiphany Center (38BN3)

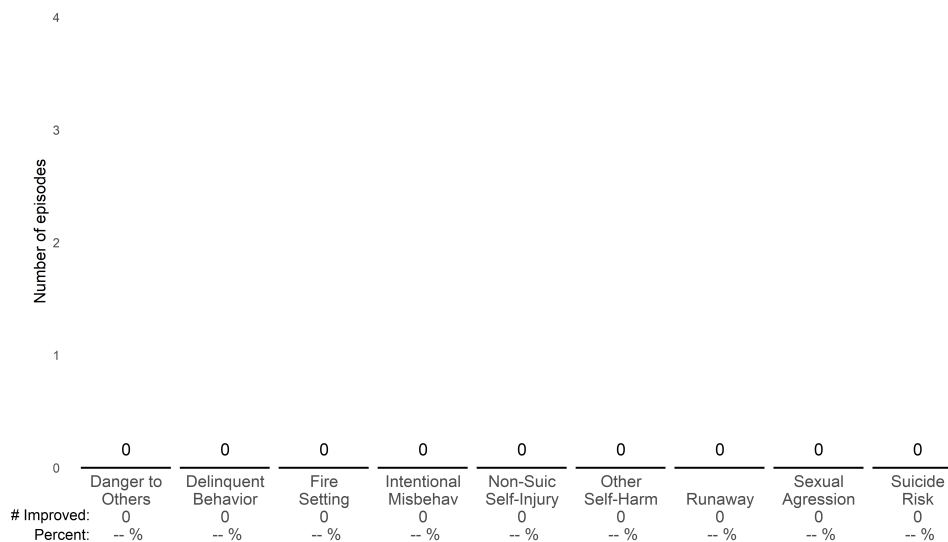
FY22-23 Q4 Performance Objective CYF-1 Needs Outcomes Item-Level Report

7/1/2022 - 6/30/2023

Impact on Functioning • 6 thru 20



Risk Behaviors • 6 thru 20



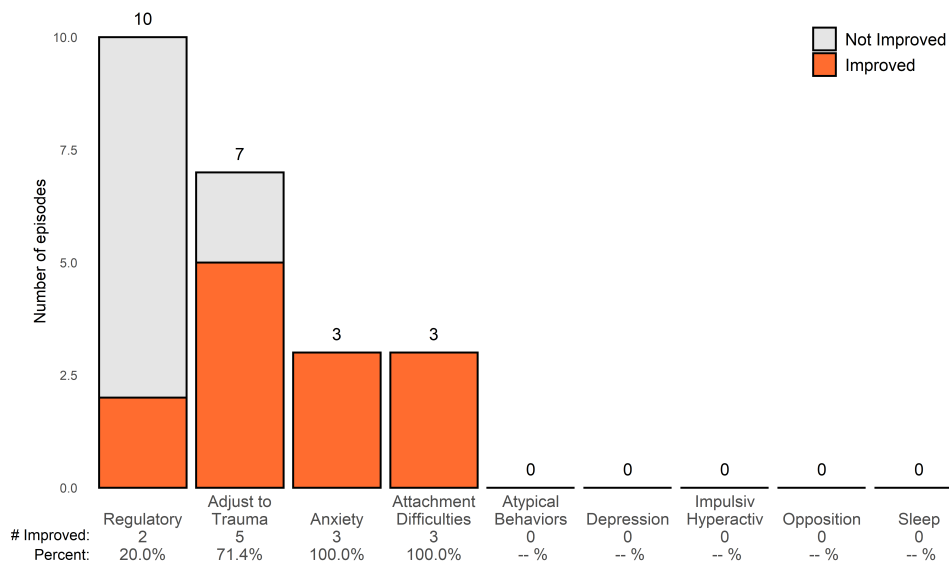
Epiphany Center (38BN3)

FY22-23 Q4 Performance Objective CYF-1 Needs Outcomes Item-Level Report

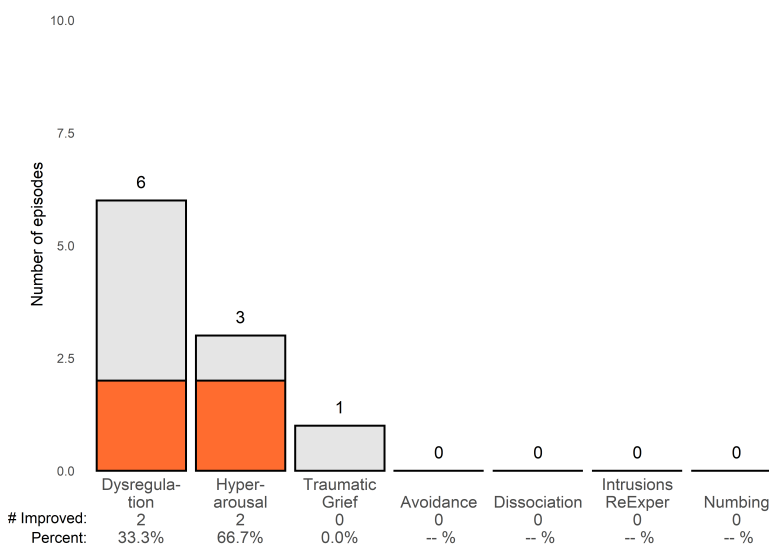
7/1/2022 - 6/30/2023

Behavioral/Emotional Needs • 0 thru 5

CANS pairs for 0 thru 5: 14



Traumatic Stress Symptoms • 0 thru 5

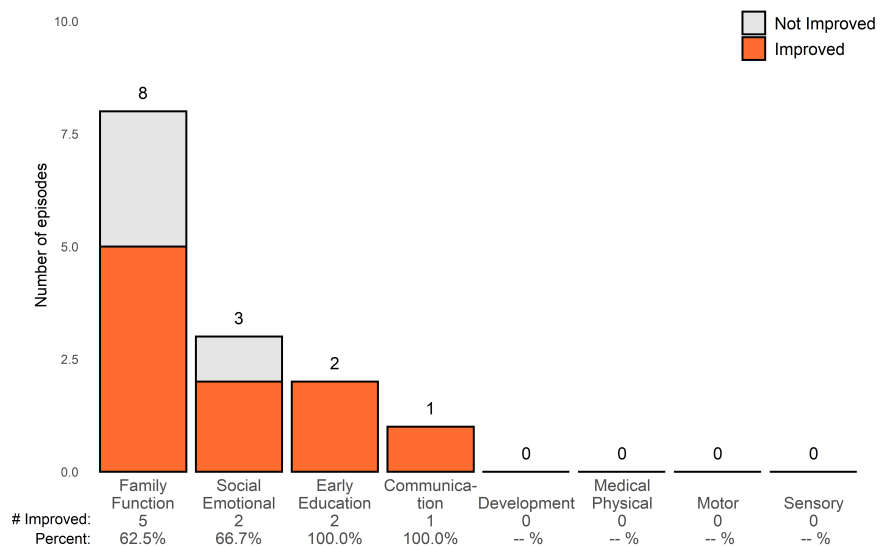


Epiphany Center (38BN3)


FY22-23 Q4 Performance Objective CYF-1 Needs Outcomes Item-Level Report

7/1/2022 - 6/30/2023

Impact on Functioning • 0 thru 5



Risk Behaviors • 0 thru 5



Family Mosaic Project (8957OP)

FY22-23 Q4 Performance Objective CYF-1 Needs Outcomes Item-Level Report

7/1/2022 - 6/30/2023

The charts below display the Needs items from the CANS. The stacked columns represent the total number of episodes with an actionable rating on each item, and the number of those that improved.*

Mean number of months between CANS: 11.2 • Median number of months between CANS: 11.2

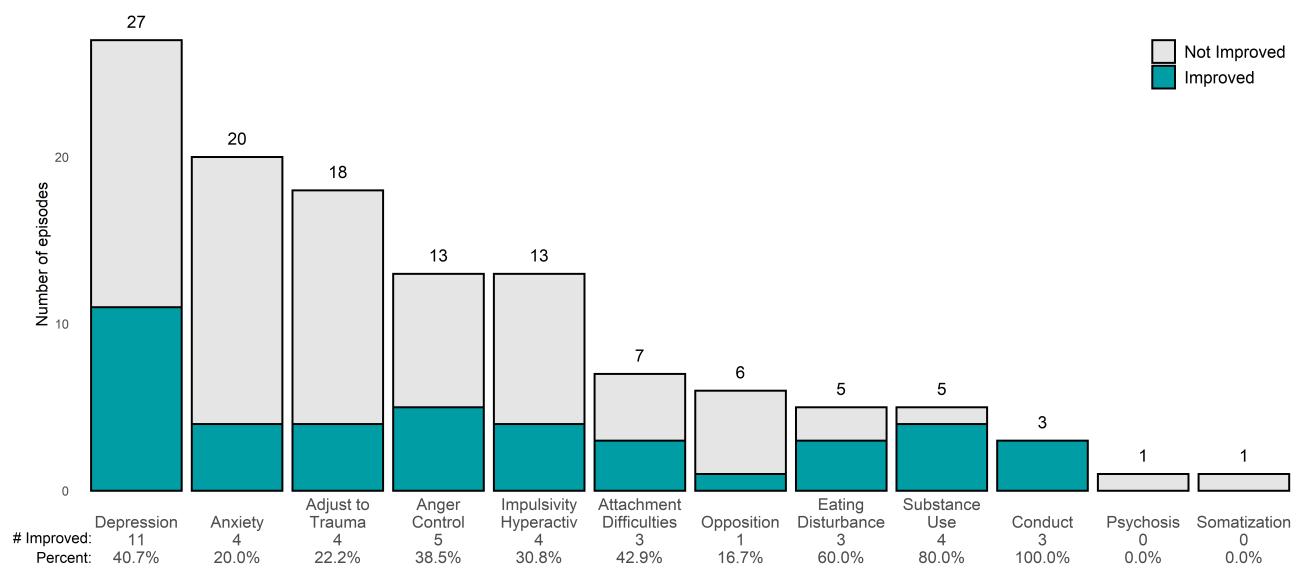
Number of CANS pairs with actionable items: 38 • Number of CANS pairs with improvement: 13

Number of CANS pairs without actionable items: 2 • Number of children/youth: 40

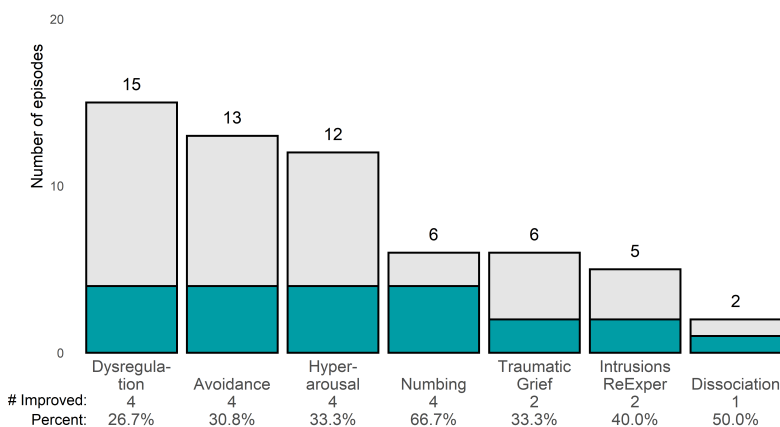
Percent of episodes improved on 50% or more of items: **34.2%**

Behavioral/Emotional Needs • 6 thru 20

CANS pairs for 6 thru 20: 38



Traumatic Stress Symptoms • 6 thru 20



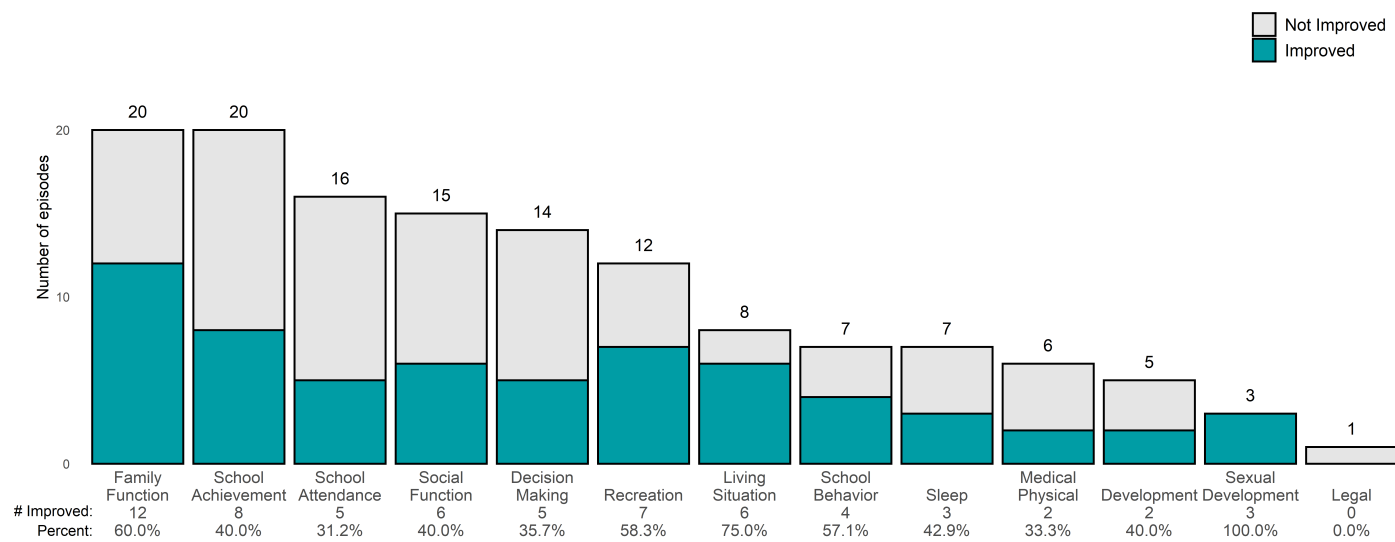
*The two most recent CANS are included for each child/youth episode, with the most recent CANS occurring during the reporting period. Only CANS with a minimum of 8 months of treatment between assessments are included. Actionable ratings are items rated as a 2 or a 3, and improvement is a decrease of 1 point or more.

Family Mosaic Project (8957OP)

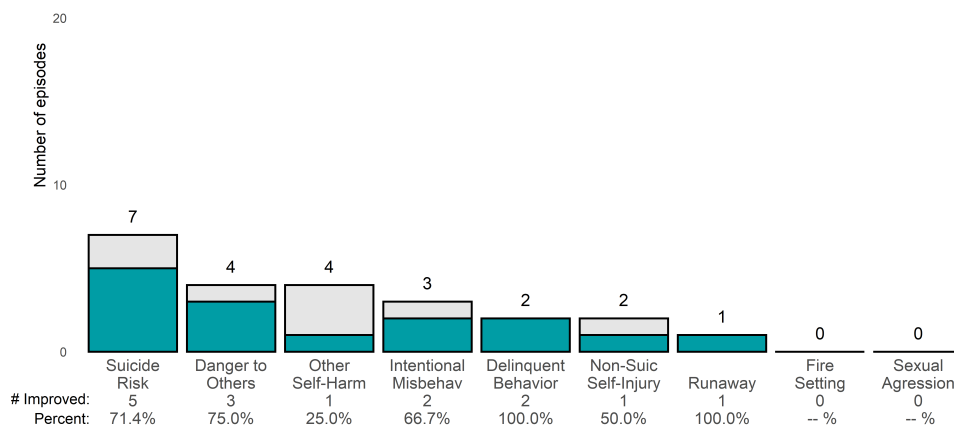
FY22-23 Q4 Performance Objective CYF-1 Needs Outcomes Item-Level Report

7/1/2022 - 6/30/2023

Impact on Functioning • 6 thru 20



Risk Behaviors • 6 thru 20



Felton Institute FCFP (38LH01)

FY22-23 Q4 Performance Objective CYF-1 Needs Outcomes Item-Level Report

7/1/2022 - 6/30/2023

The charts below display the Needs items from the CANS. The stacked columns represent the total number of episodes with an actionable rating on each item, and the number of those that improved.*

Mean number of months between CANS: 11.5 • Median number of months between CANS: 11.0

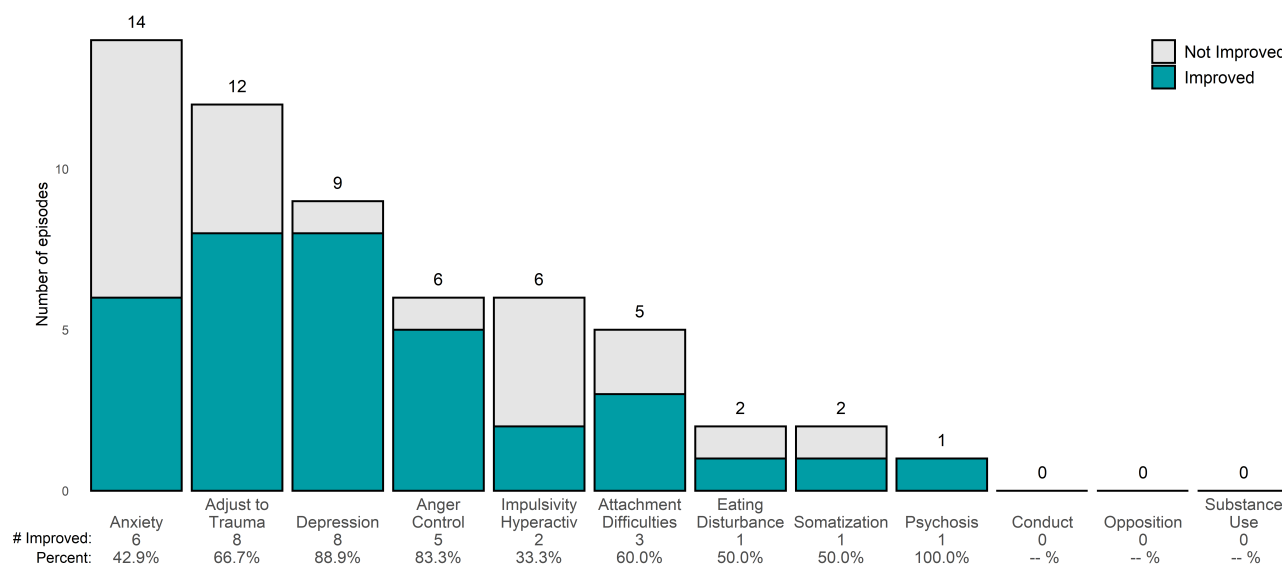
Number of CANS pairs with actionable items: 22 • Number of CANS pairs with improvement: 16

Number of CANS pairs without actionable items: 1 • Number of children/youth: 23

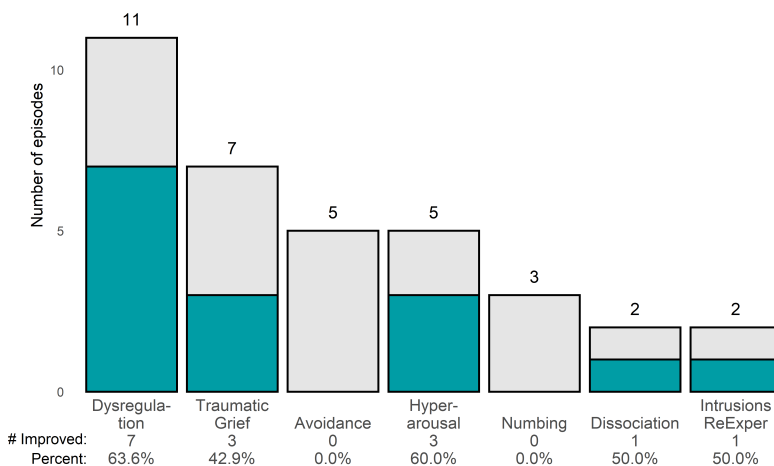
Percent of episodes improved on 50% or more of items: **72.7%**

Behavioral/Emotional Needs • 6 thru 20

CANS pairs for 6 thru 20: 22



Traumatic Stress Symptoms • 6 thru 20



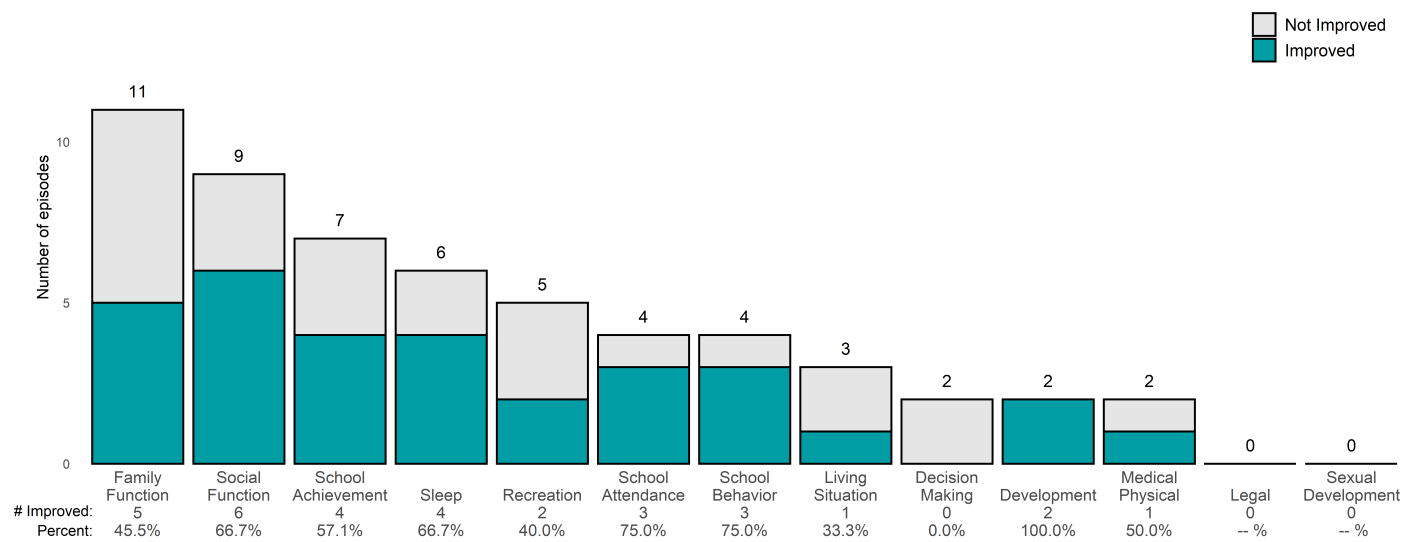
*The two most recent CANS are included for each child/youth episode, with the most recent CANS occurring during the reporting period. Only CANS with a minimum of 8 months of treatment between assessments are included. Actionable ratings are items rated as a 2 or a 3, and improvement is a decrease of 1 point or more.

Felton Institute FCFP (38LH01)

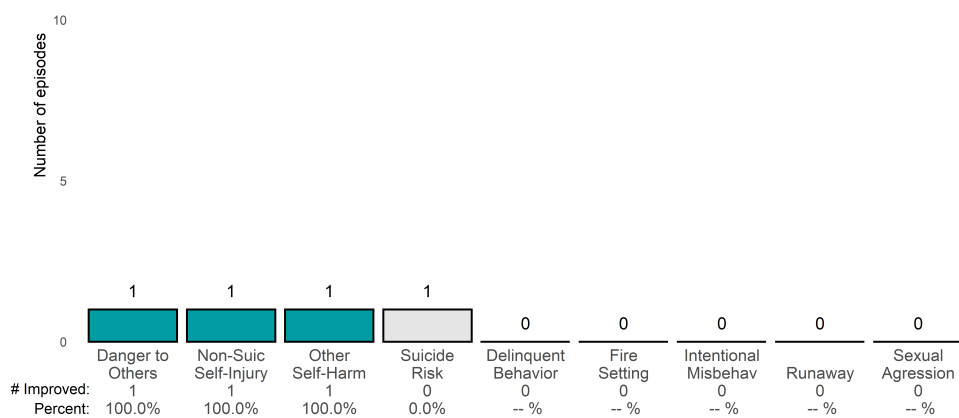
FY22-23 Q4 Performance Objective CYF-1 Needs Outcomes Item-Level Report

7/1/2022 - 6/30/2023

Impact on Functioning • 6 thru 20



Risk Behaviors • 6 thru 20



Foster Care Mental Health (89973)

FY22-23 Q4 Performance Objective CYF-1 Needs Outcomes Item-Level Report

7/1/2022 - 6/30/2023

The charts below display the Needs items from the CANS. The stacked columns represent the total number of episodes with an actionable rating on each item, and the number of those that improved.*

Mean number of months between CANS: 11.5 • Median number of months between CANS: 11.5

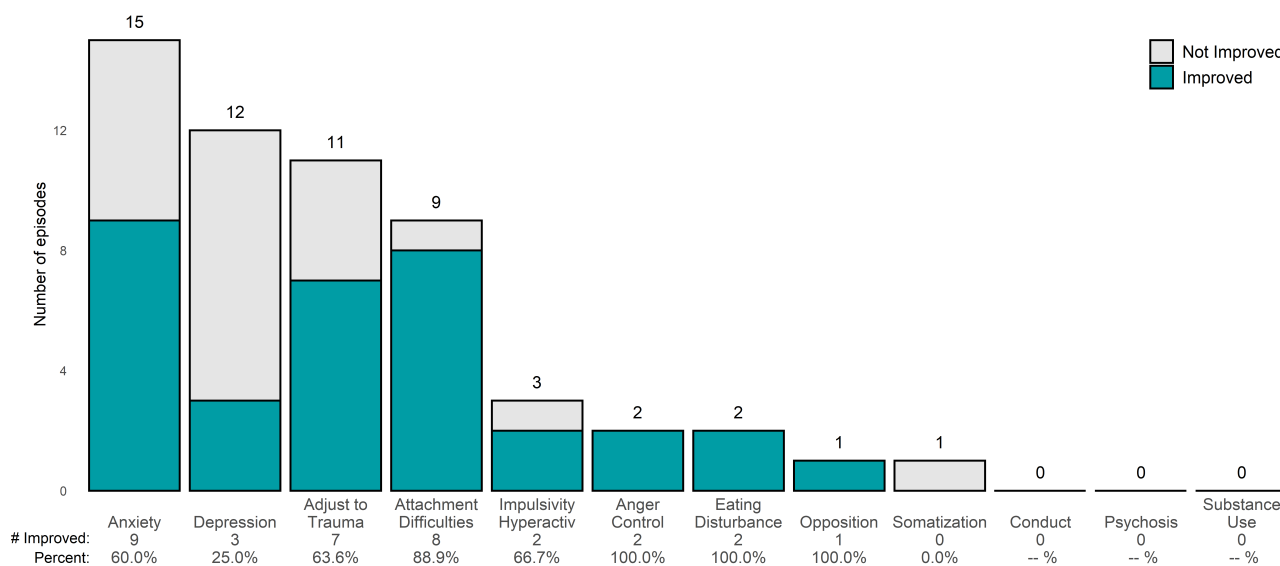
Number of CANS pairs with actionable items: 26 • Number of CANS pairs with improvement: 15

Number of CANS pairs without actionable items: 1 • Number of children/youth: 27

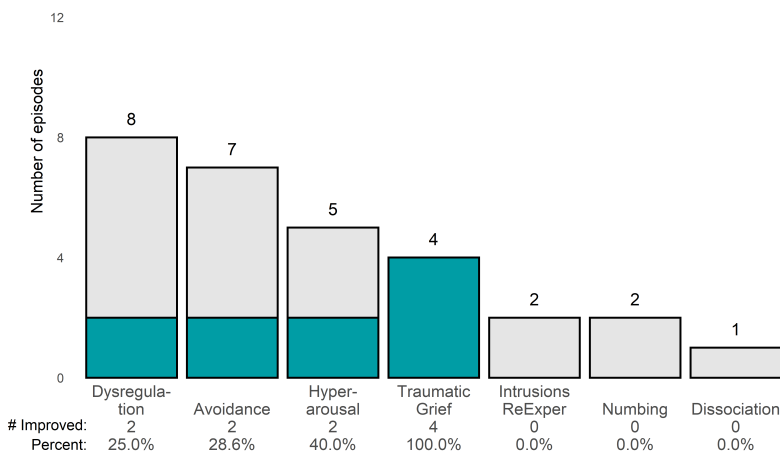
Percent of episodes improved on 50% or more of items: **57.7%**

Behavioral/Emotional Needs • 6 thru 20

CANS pairs for 6 thru 20: 25



Traumatic Stress Symptoms • 6 thru 20



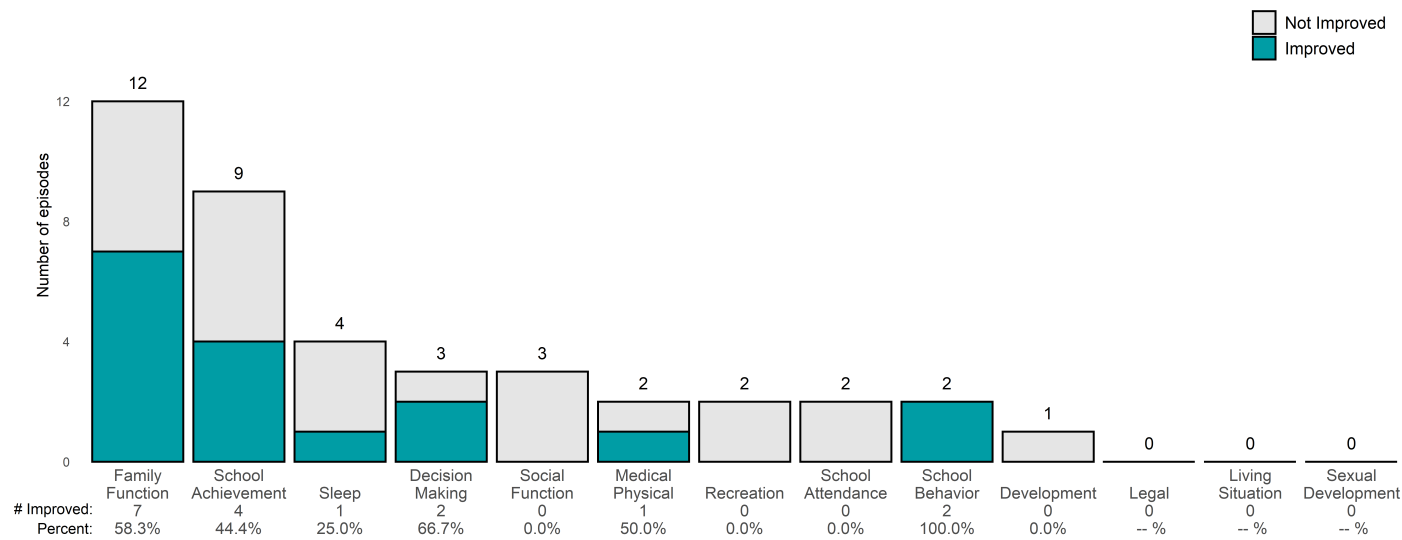
*The two most recent CANS are included for each child/youth episode, with the most recent CANS occurring during the reporting period. Only CANS with a minimum of 8 months of treatment between assessments are included. Actionable ratings are items rated as a 2 or a 3, and improvement is a decrease of 1 point or more.

Foster Care Mental Health (89973)

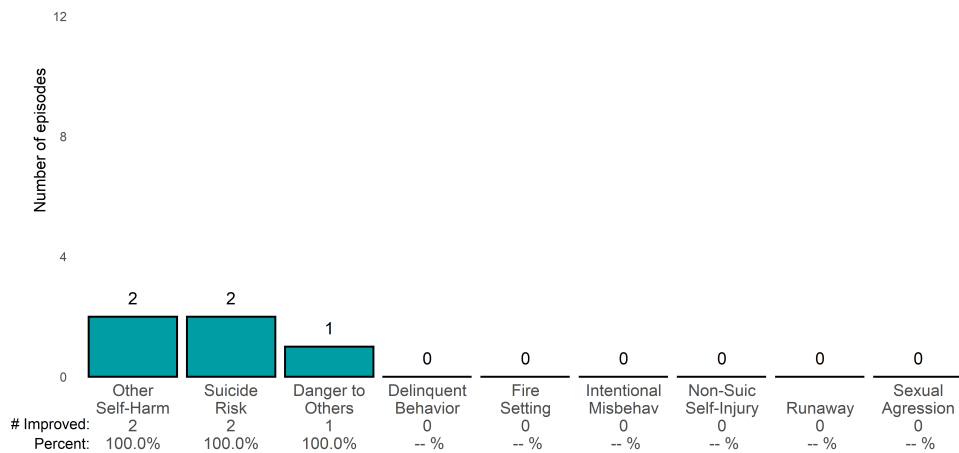
FY22-23 Q4 Performance Objective CYF-1 Needs Outcomes Item-Level Report

7/1/2022 - 6/30/2023

Impact on Functioning • 6 thru 20



Risk Behaviors • 6 thru 20



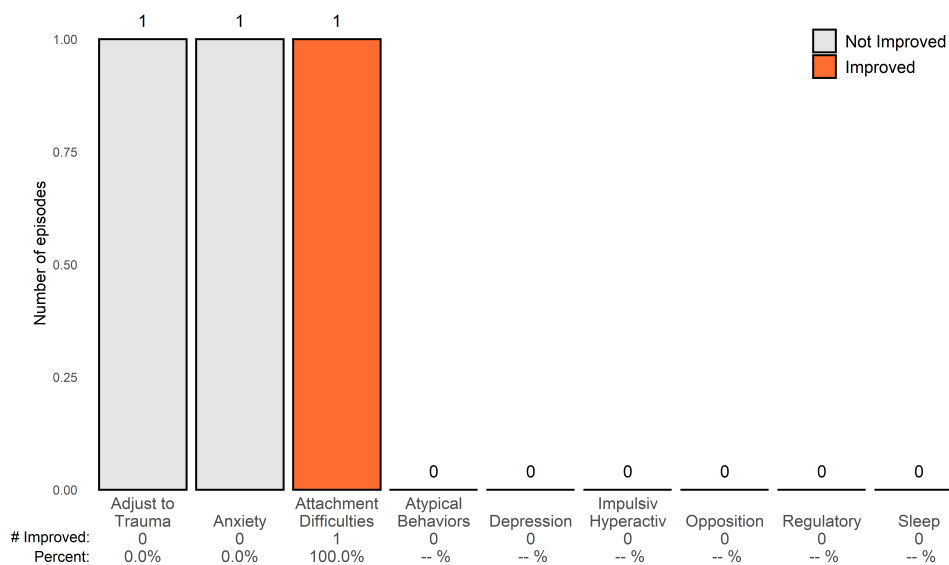
Foster Care Mental Health (89973)

FY22-23 Q4 Performance Objective CYF-1 Needs Outcomes Item-Level Report

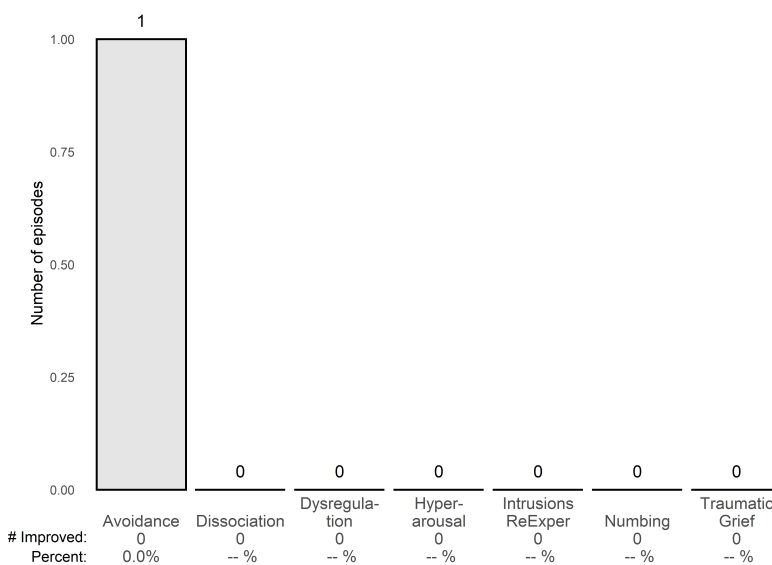
7/1/2022 - 6/30/2023

Behavioral/Emotional Needs • 0 thru 5

CANS pairs for 0 thru 5: 1



Traumatic Stress Symptoms • 0 thru 5

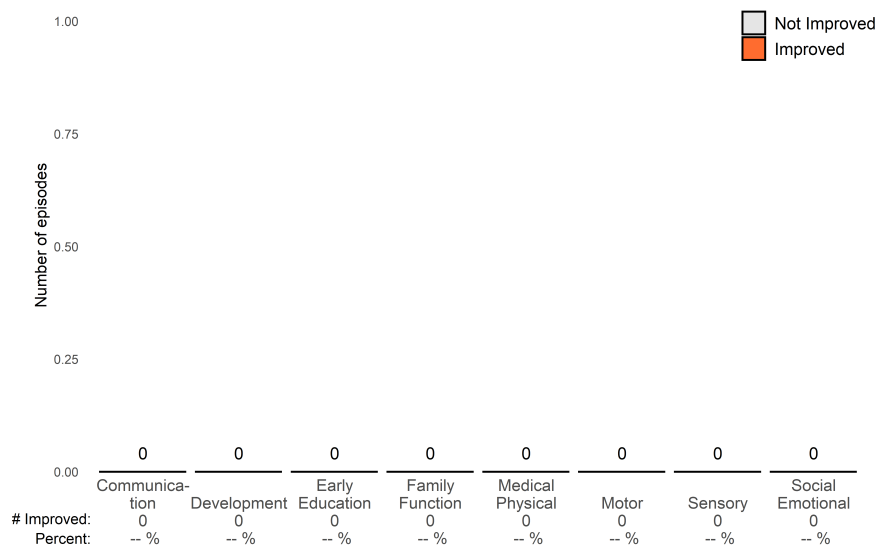


Foster Care Mental Health (89973)


FY22-23 Q4 Performance Objective CYF-1 Needs Outcomes Item-Level Report

7/1/2022 - 6/30/2023

Impact on Functioning • 0 thru 5



Risk Behaviors • 0 thru 5



Homeless Child Netwk Kidango EPSDT (38AS5)

FY22-23 Q4 Performance Objective CYF-1 Needs Outcomes Item-Level Report

7/1/2022 - 6/30/2023

The charts below display the Needs items from the CANS. The stacked columns represent the total number of episodes with an actionable rating on each item, and the number of those that improved.*

Mean number of months between CANS: 12.0 • Median number of months between CANS: 12.0

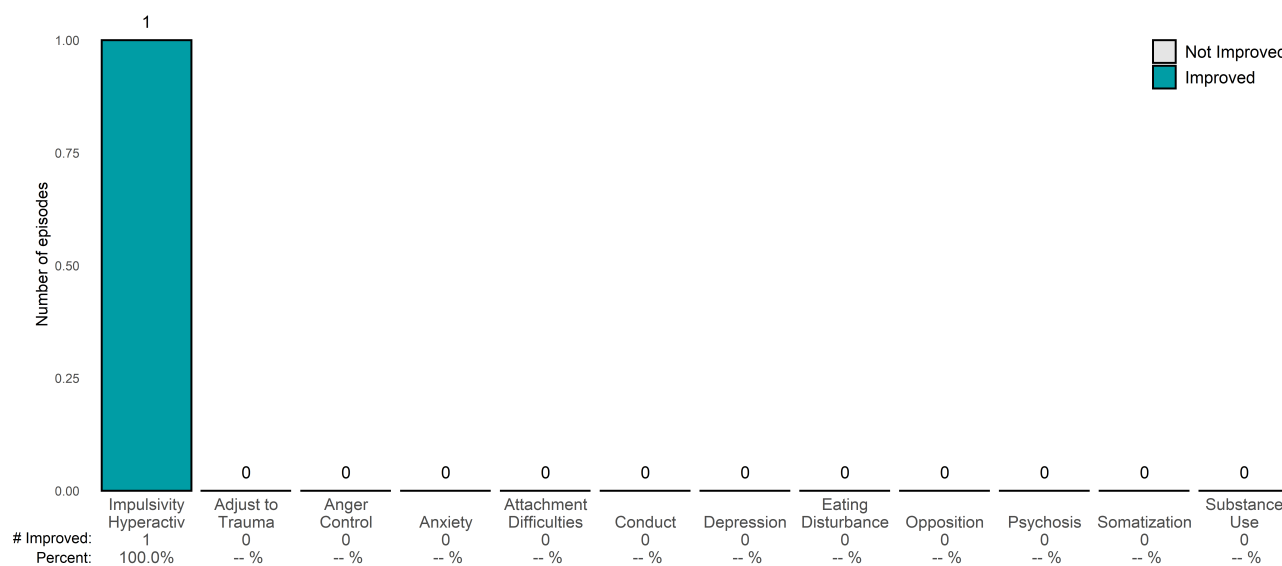
Number of CANS pairs with actionable items: 2 • Number of CANS pairs with improvement: 1

Number of CANS pairs without actionable items: 0 • Number of children/youth: 2

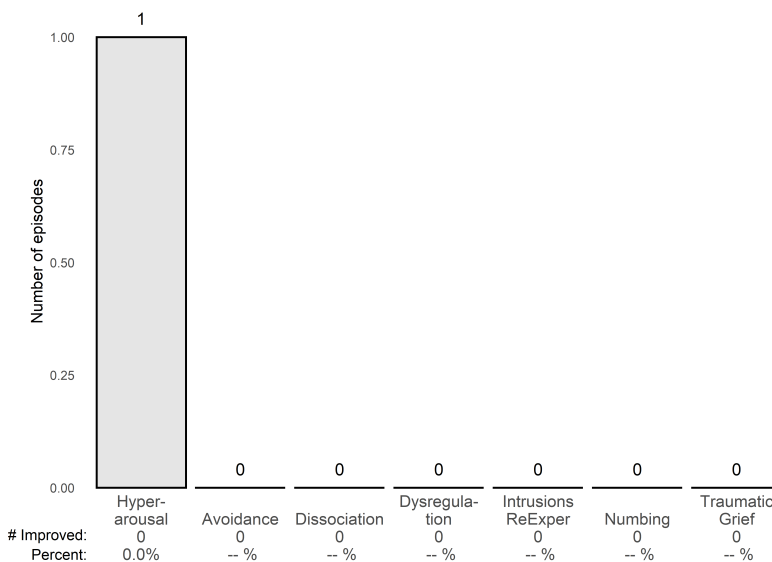
Percent of episodes improved on 50% or more of items: **50.0%**

Behavioral/Emotional Needs • 6 thru 20

CANS pairs for 6 thru 20: 2



Traumatic Stress Symptoms • 6 thru 20



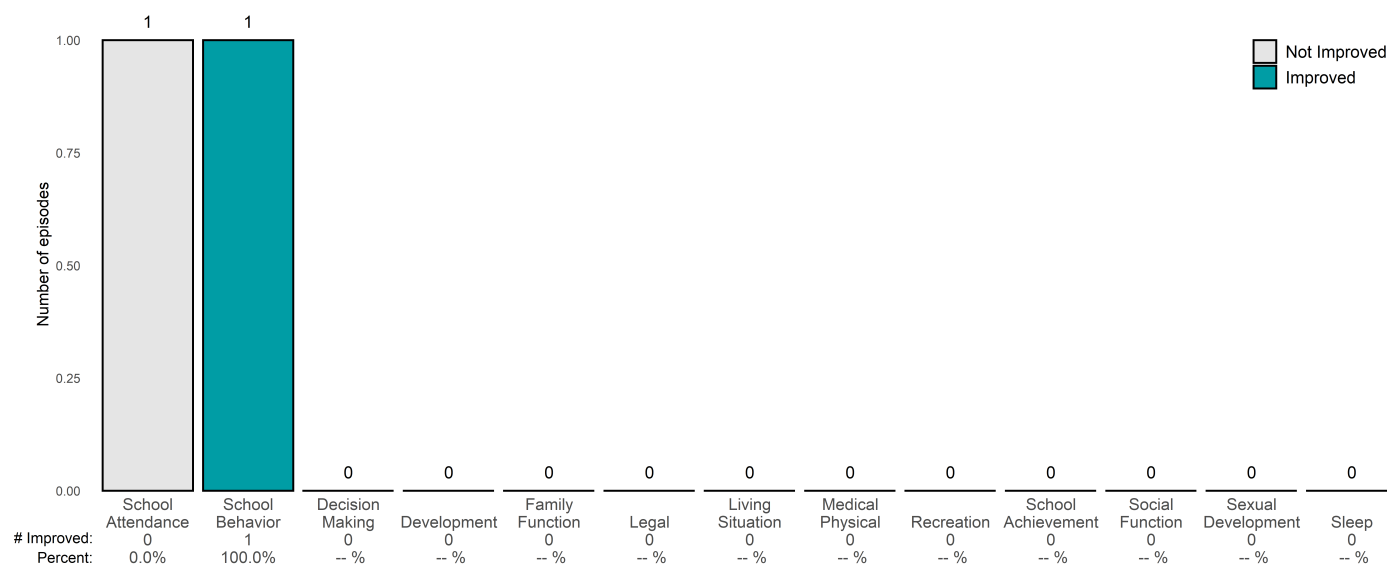
*The two most recent CANS are included for each child/youth episode, with the most recent CANS occurring during the reporting period. Only CANS with a minimum of 8 months of treatment between assessments are included. Actionable ratings are items rated as a 2 or a 3, and improvement is a decrease of 1 point or more.

Homeless Child Netwk Kidango EPSDT (38AS5)

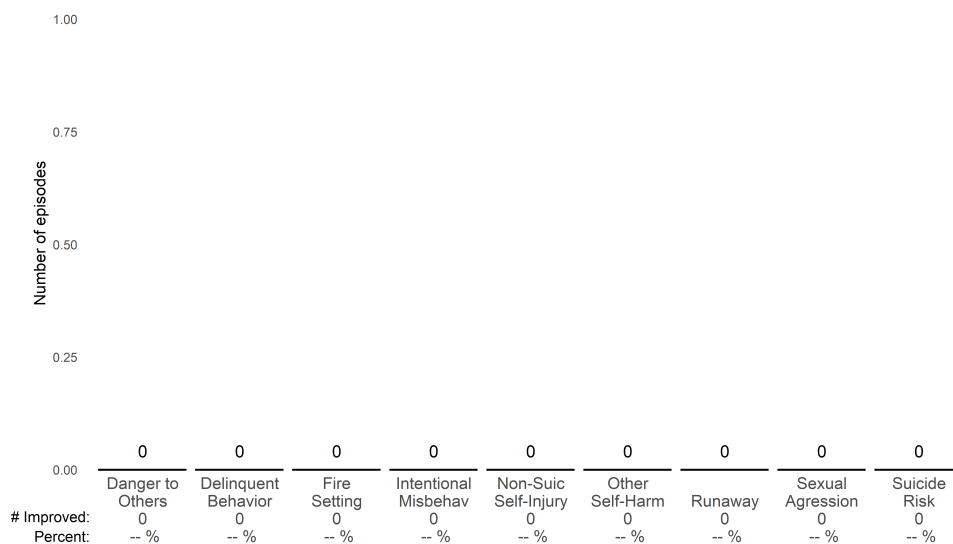
FY22-23 Q4 Performance Objective CYF-1 Needs Outcomes Item-Level Report

7/1/2022 - 6/30/2023

Impact on Functioning • 6 thru 20



Risk Behaviors • 6 thru 20



Homeless Children's Network (38AS3)

FY22-23 Q4 Performance Objective CYF-1 Needs Outcomes Item-Level Report

7/1/2022 - 6/30/2023

The charts below display the Needs items from the CANS. The stacked columns represent the total number of episodes with an actionable rating on each item, and the number of those that improved.*

Mean number of months between CANS: 11.0 • Median number of months between CANS: 11.5

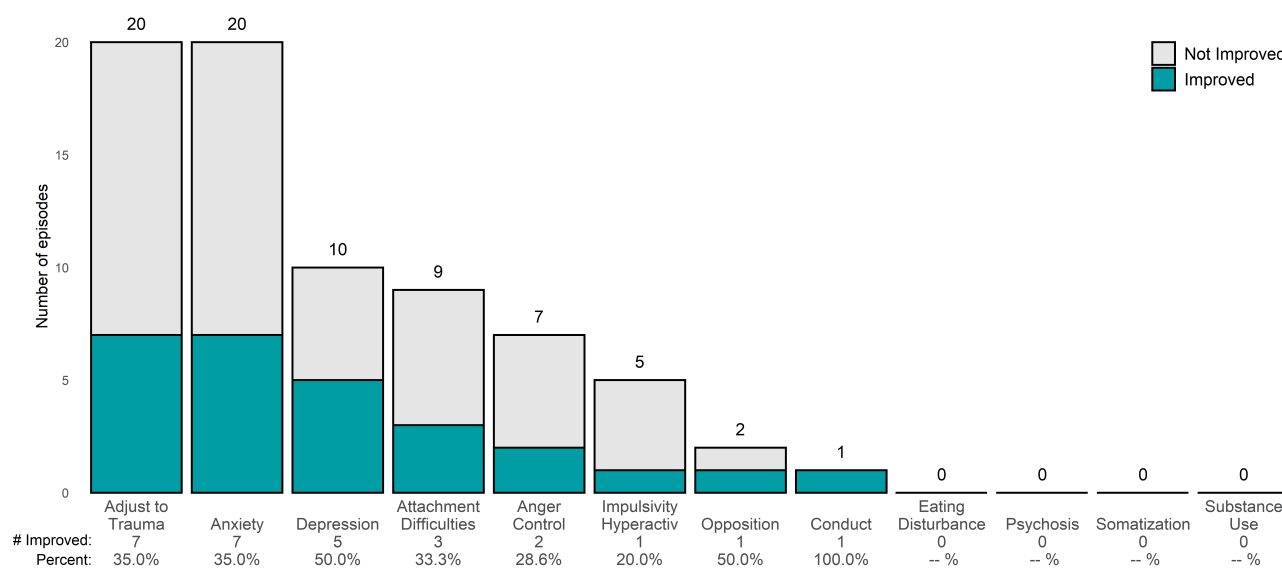
Number of CANS pairs with actionable items: 44 • Number of CANS pairs with improvement: 22

Number of CANS pairs without actionable items: 9 • Number of children/youth: 53

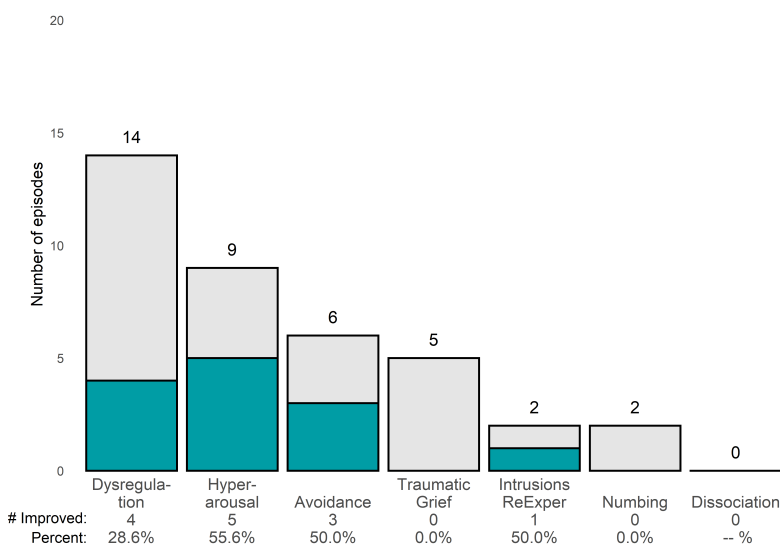
Percent of episodes improved on 50% or more of items: **50.0%**

Behavioral/Emotional Needs • 6 thru 20

CANS pairs for 6 thru 20: 42



Traumatic Stress Symptoms • 6 thru 20



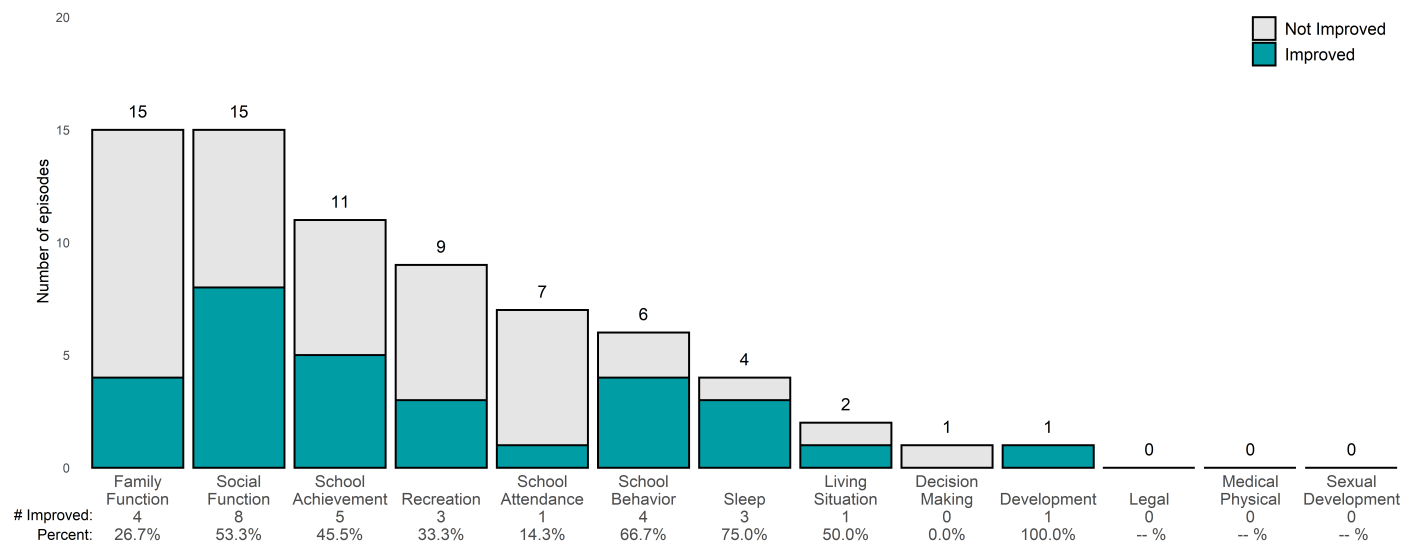
*The two most recent CANS are included for each child/youth episode, with the most recent CANS occurring during the reporting period. Only CANS with a minimum of 8 months of treatment between assessments are included. Actionable ratings are items rated as a 2 or a 3, and improvement is a decrease of 1 point or more.

Homeless Children's Network (38AS3)

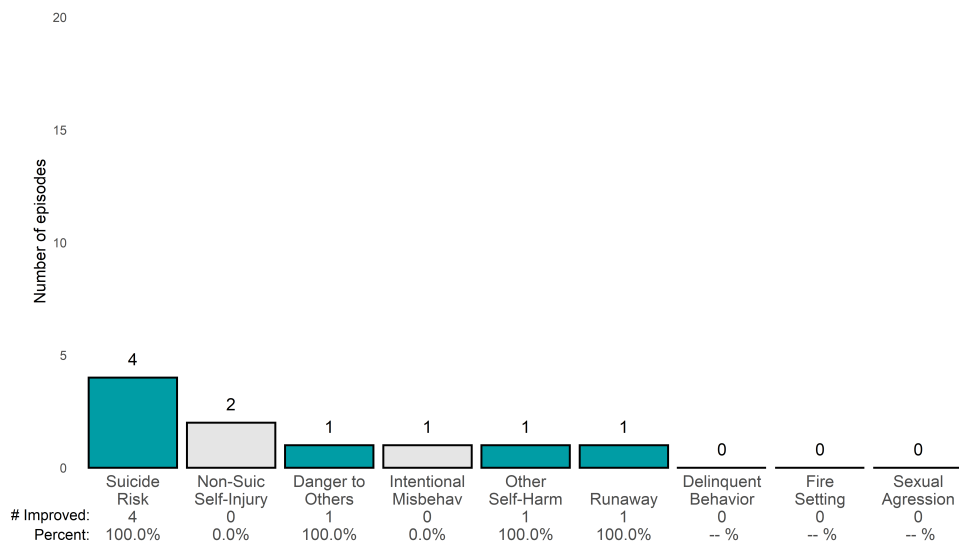
FY22-23 Q4 Performance Objective CYF-1 Needs Outcomes Item-Level Report

7/1/2022 - 6/30/2023

Impact on Functioning • 6 thru 20



Risk Behaviors • 6 thru 20



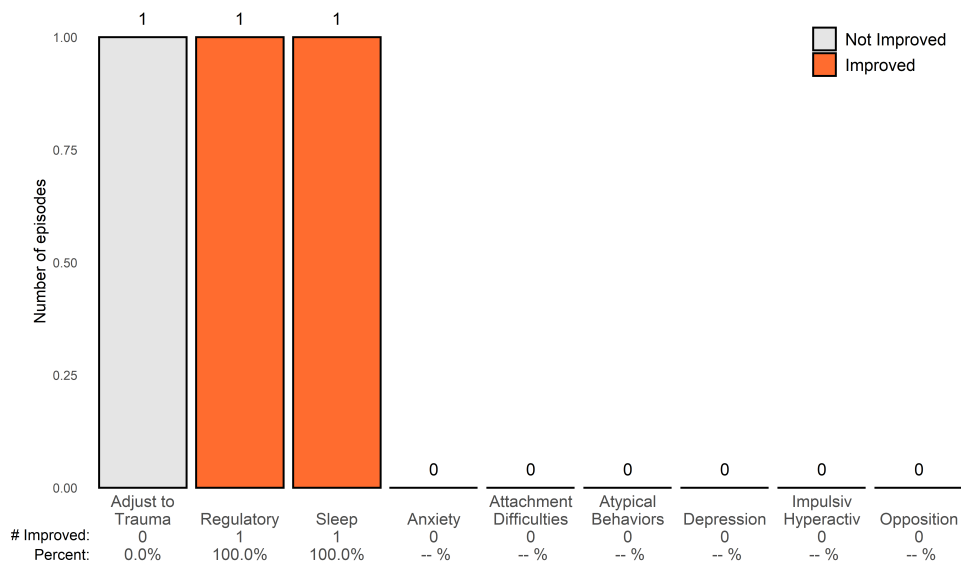
Homeless Children's Network (38AS3)

FY22-23 Q4 Performance Objective CYF-1 Needs Outcomes Item-Level Report

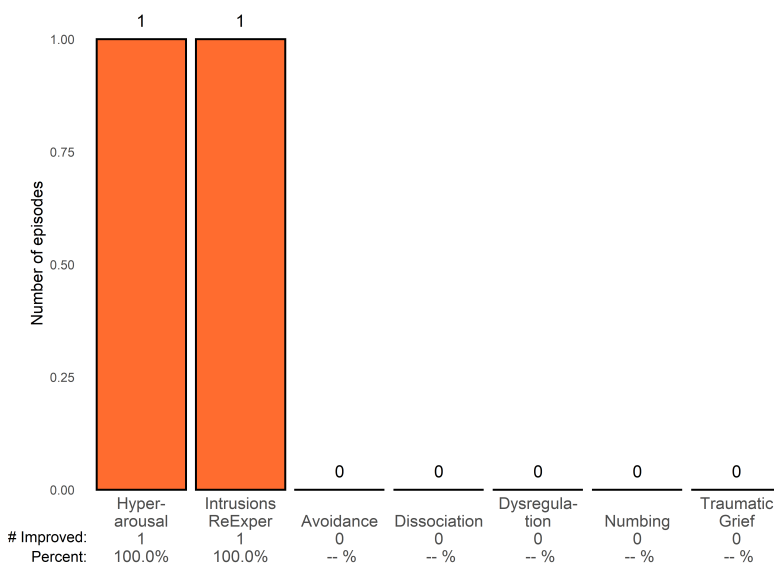
7/1/2022 - 6/30/2023

Behavioral/Emotional Needs • 0 thru 5

CANS pairs for 0 thru 5: 2



Traumatic Stress Symptoms • 0 thru 5

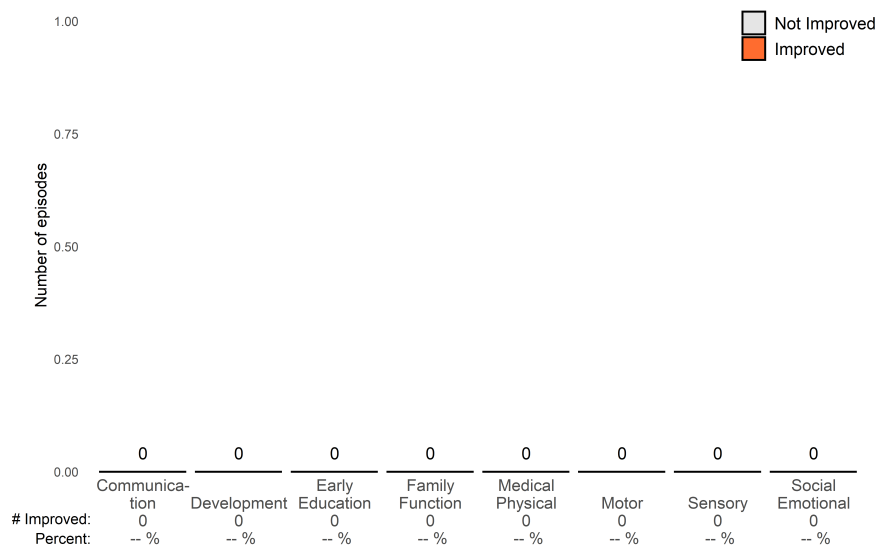


Homeless Children's Network (38AS3)


FY22-23 Q4 Performance Objective CYF-1 Needs Outcomes Item-Level Report

7/1/2022 - 6/30/2023

Impact on Functioning • 0 thru 5



Risk Behaviors • 0 thru 5



Homeless Children's Network LGBTQ (38AS6)

FY22-23 Q4 Performance Objective CYF-1 Needs Outcomes Item-Level Report

7/1/2022 - 6/30/2023

The charts below display the Needs items from the CANS. The stacked columns represent the total number of episodes with an actionable rating on each item, and the number of those that improved.*

Mean number of months between CANS: 12.1 • Median number of months between CANS: 13.3

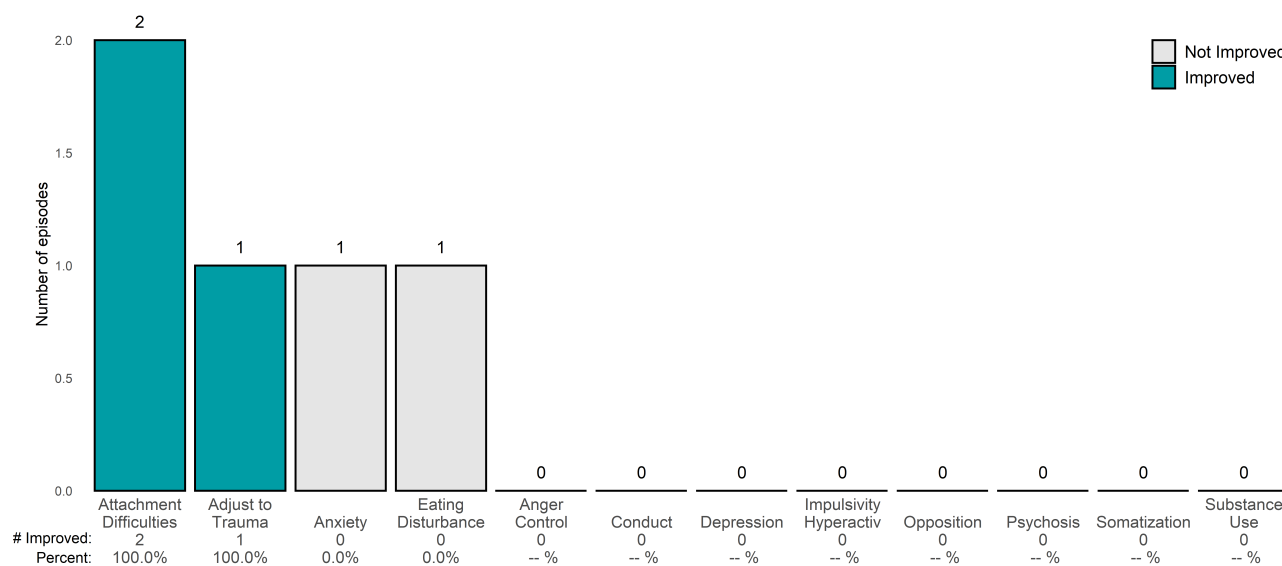
Number of CANS pairs with actionable items: 3 • Number of CANS pairs with improvement: 2

Number of CANS pairs without actionable items: 0 • Number of children/youth: 3

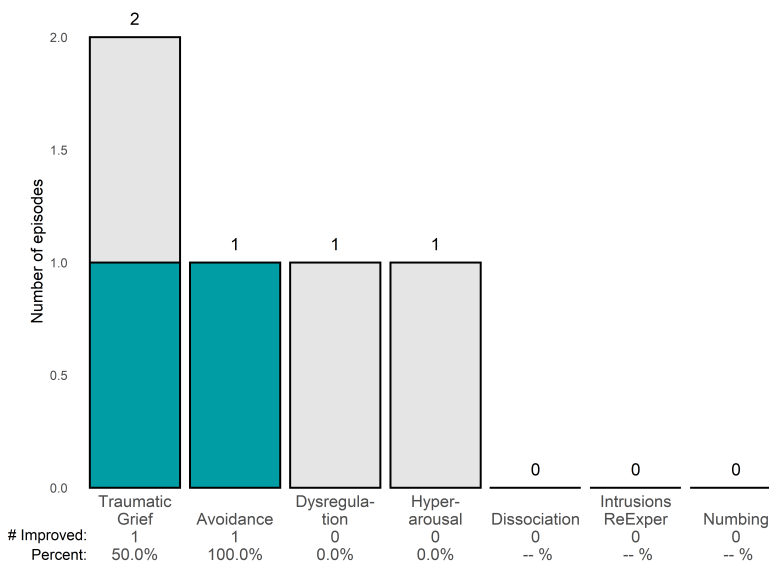
Percent of episodes improved on 50% or more of items: **66.7%**

Behavioral/Emotional Needs • 6 thru 20

CANS pairs for 6 thru 20: 3



Traumatic Stress Symptoms • 6 thru 20



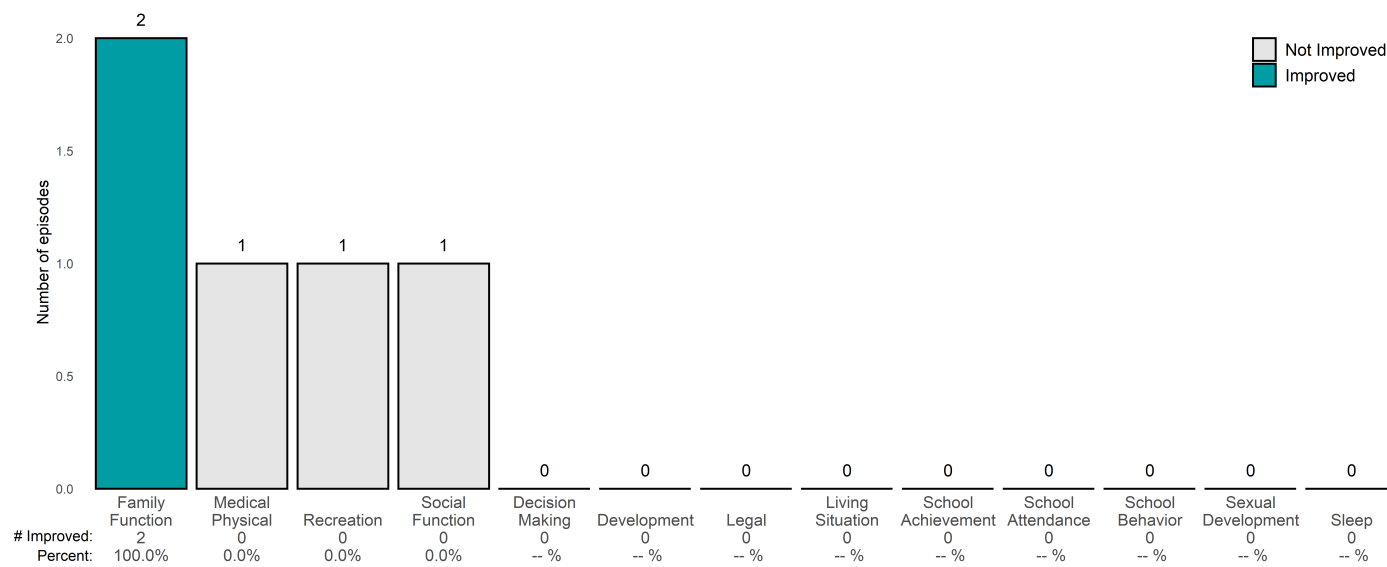
*The two most recent CANS are included for each child/youth episode, with the most recent CANS occurring during the reporting period. Only CANS with a minimum of 8 months of treatment between assessments are included. Actionable ratings are items rated as a 2 or a 3, and improvement is a decrease of 1 point or more.

Homeless Children's Network LGBTQ (38AS6)

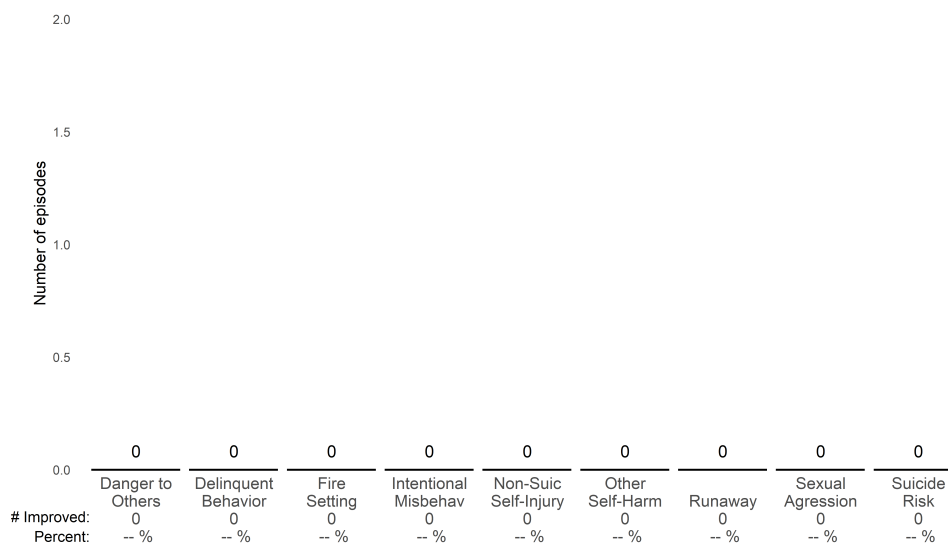
FY22-23 Q4 Performance Objective CYF-1 Needs Outcomes Item-Level Report

7/1/2022 - 6/30/2023

Impact on Functioning • 6 thru 20



Risk Behaviors • 6 thru 20



Homeless Children's Network Ma'at (38ASMT)

FY22-23 Q4 Performance Objective CYF-1 Needs Outcomes Item-Level Report

7/1/2022 - 6/30/2023

The charts below display the Needs items from the CANS. The stacked columns represent the total number of episodes with an actionable rating on each item, and the number of those that improved.*

Mean number of months between CANS: 11.2 • Median number of months between CANS: 11.6

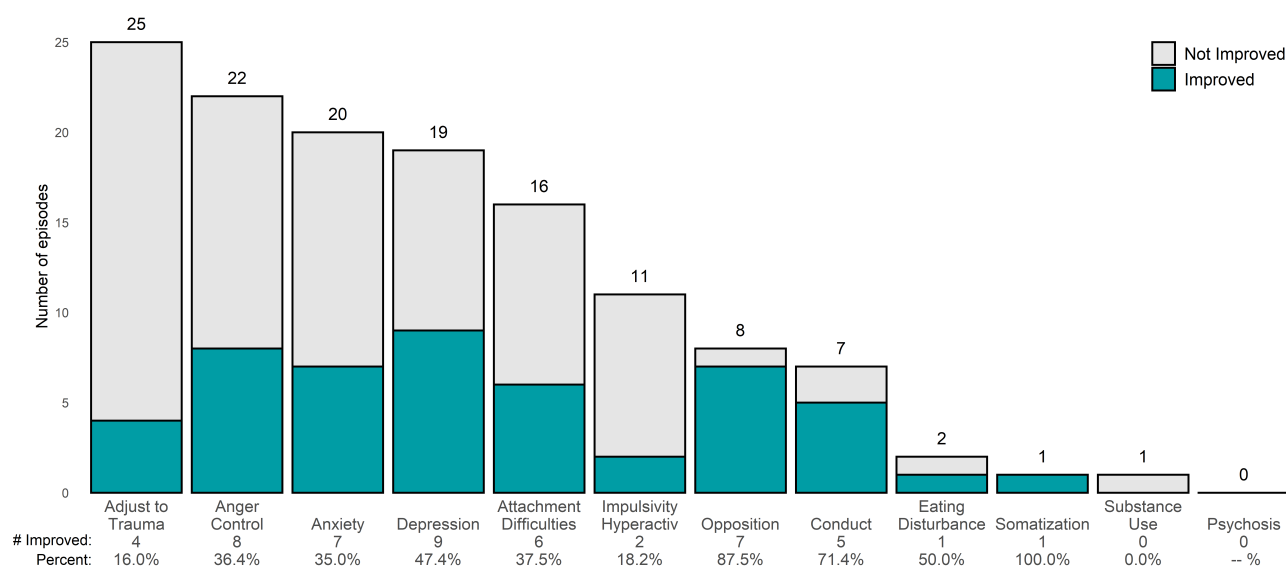
Number of CANS pairs with actionable items: 52 • Number of CANS pairs with improvement: 22

Number of CANS pairs without actionable items: 4 • Number of children/youth: 56

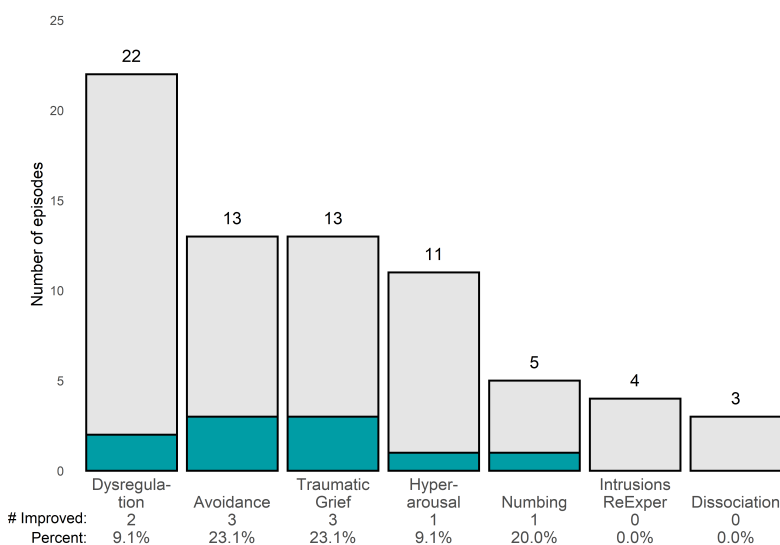
Percent of episodes improved on 50% or more of items: **42.3%**

Behavioral/Emotional Needs • 6 thru 20

CANS pairs for 6 thru 20: 48



Traumatic Stress Symptoms • 6 thru 20



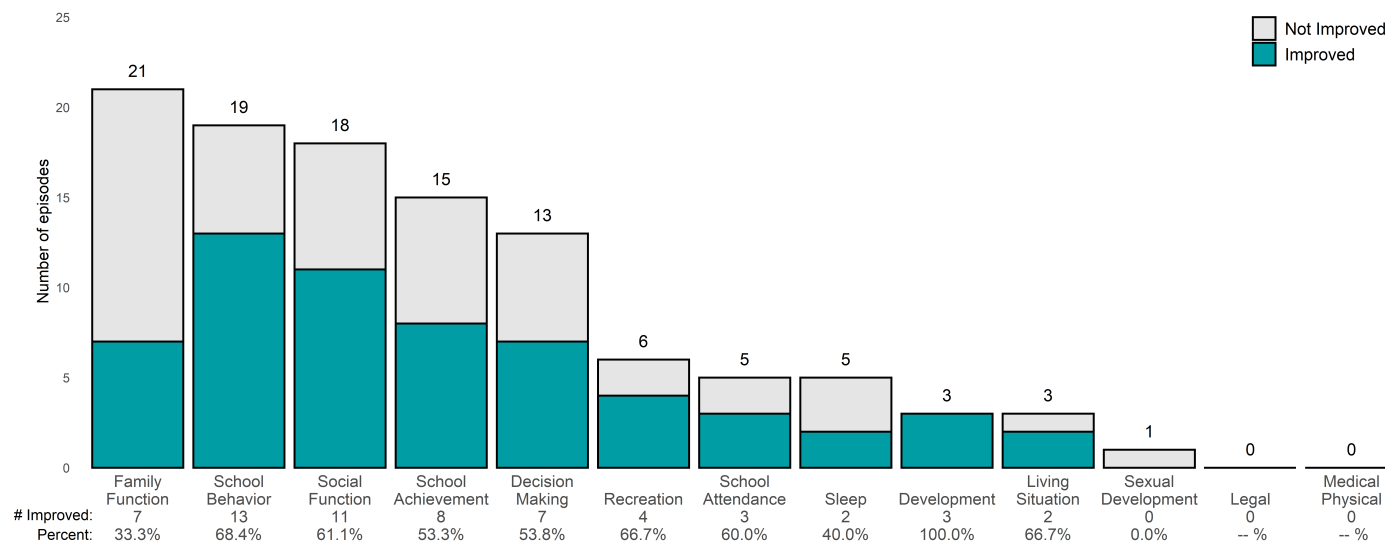
*The two most recent CANS are included for each child/youth episode, with the most recent CANS occurring during the reporting period. Only CANS with a minimum of 8 months of treatment between assessments are included. Actionable ratings are items rated as a 2 or a 3, and improvement is a decrease of 1 point or more.

Homeless Children's Network Ma'at (38ASMT)

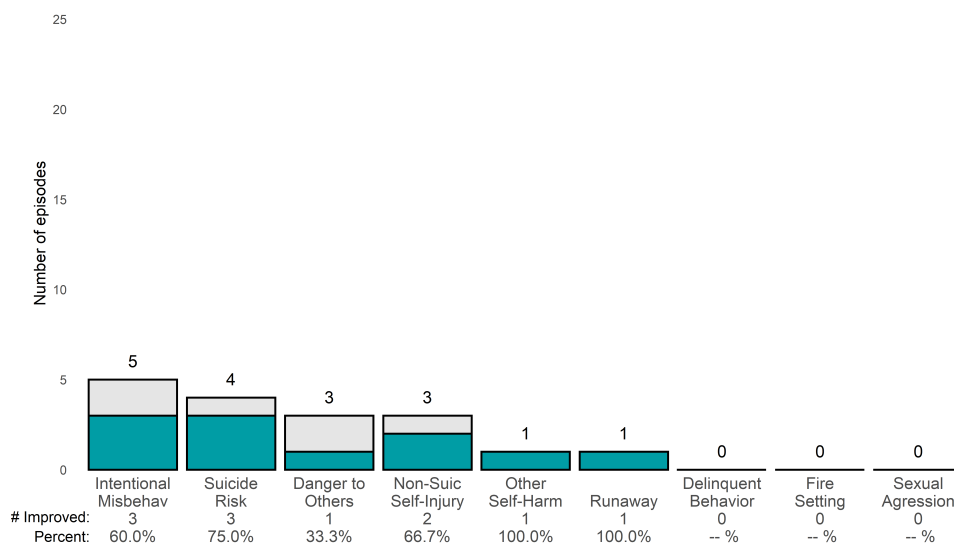
FY22-23 Q4 Performance Objective CYF-1 Needs Outcomes Item-Level Report

7/1/2022 - 6/30/2023

Impact on Functioning • 6 thru 20



Risk Behaviors • 6 thru 20



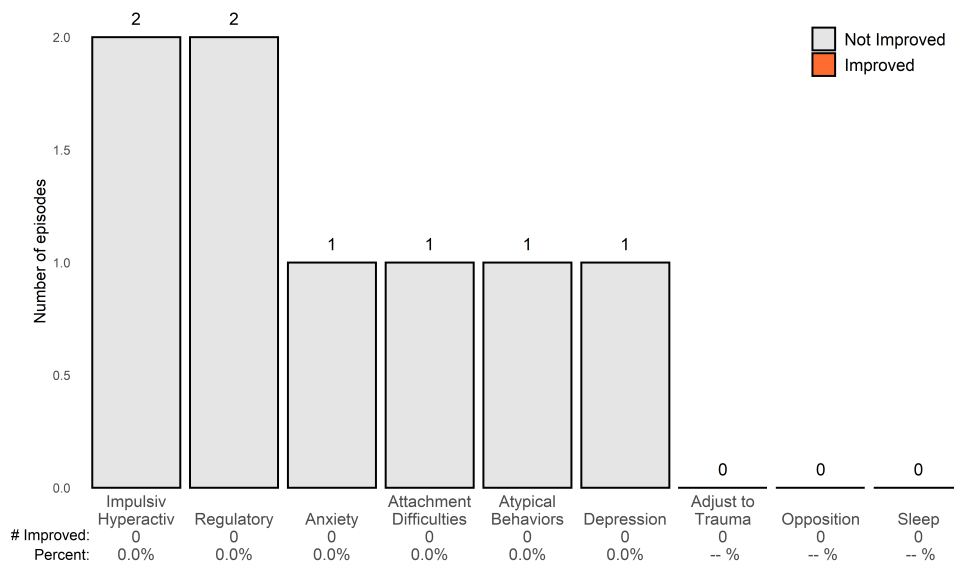
Homeless Children's Network Ma'at (38ASMT)

FY22-23 Q4 Performance Objective CYF-1 Needs Outcomes Item-Level Report

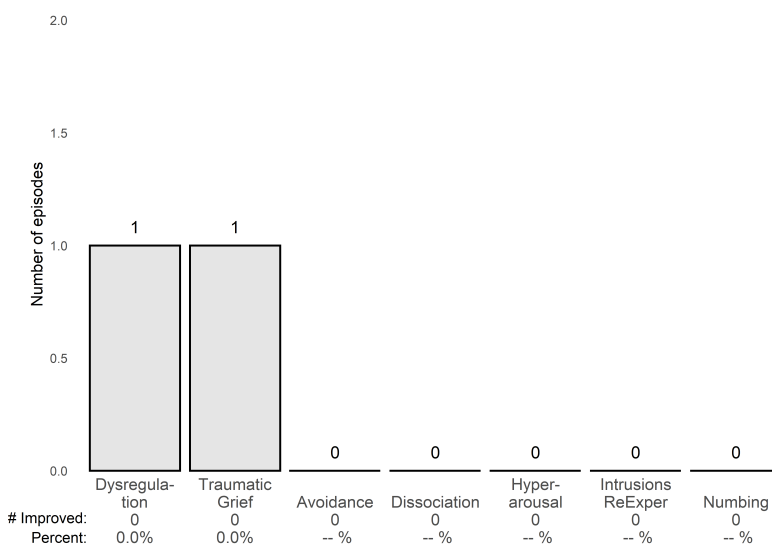
7/1/2022 - 6/30/2023

Behavioral/Emotional Needs • 0 thru 5

CANS pairs for 0 thru 5: 4



Traumatic Stress Symptoms • 0 thru 5

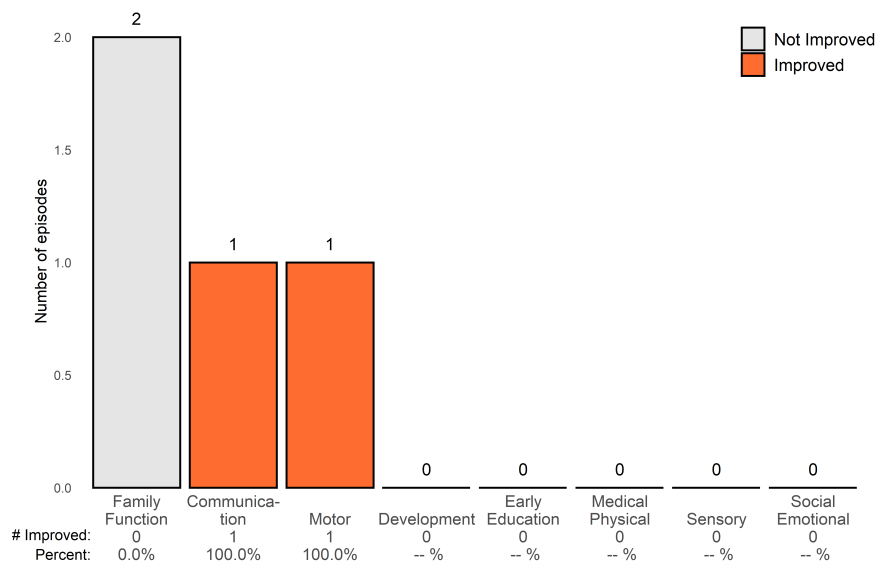


Homeless Children's Network Ma'at (38ASMT)

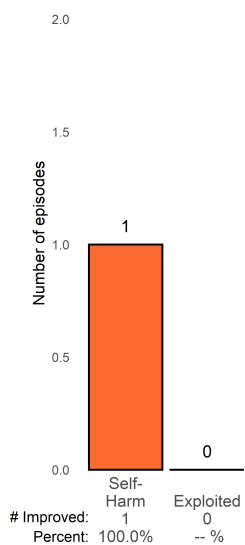
FY22-23 Q4 Performance Objective CYF-1 Needs Outcomes Item-Level Report

7/1/2022 - 6/30/2023

Impact on Functioning • 0 thru 5



Risk Behaviors • 0 thru 5



Huckleberry Youth Programs (38BU3)

FY22-23 Q4 Performance Objective CYF-1 Needs Outcomes Item-Level Report

7/1/2022 - 6/30/2023

The charts below display the Needs items from the CANS. The stacked columns represent the total number of episodes with an actionable rating on each item, and the number of those that improved.*

Mean number of months between CANS: 10.0 • Median number of months between CANS: 9.7

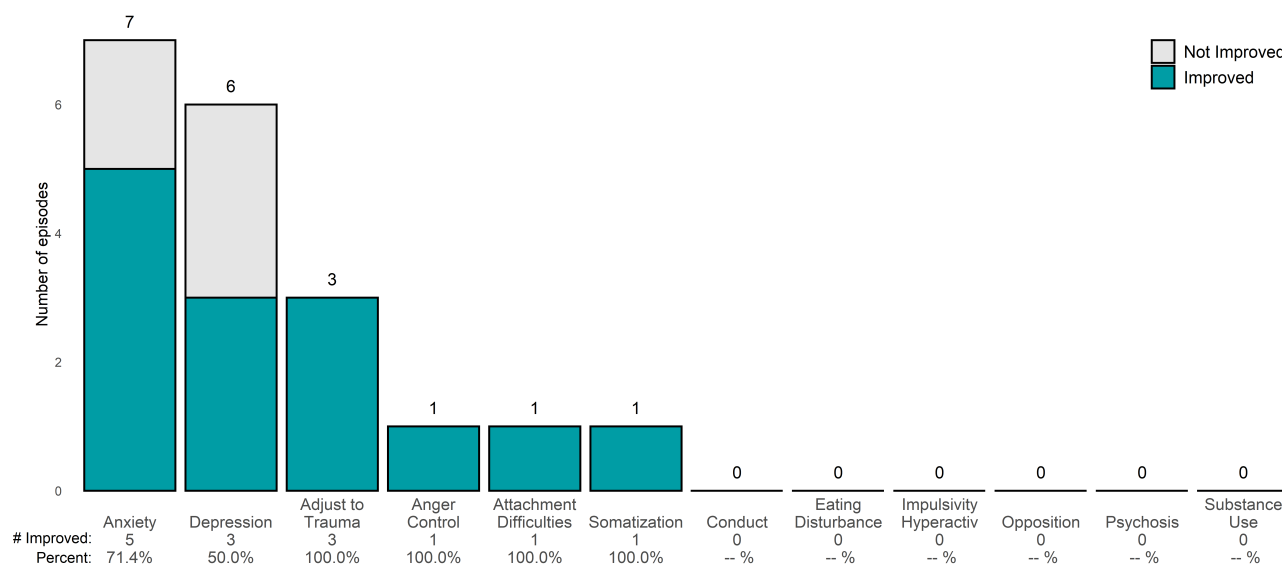
Number of CANS pairs with actionable items: 10 • Number of CANS pairs with improvement: 8

Number of CANS pairs without actionable items: 0 • Number of children/youth: 10

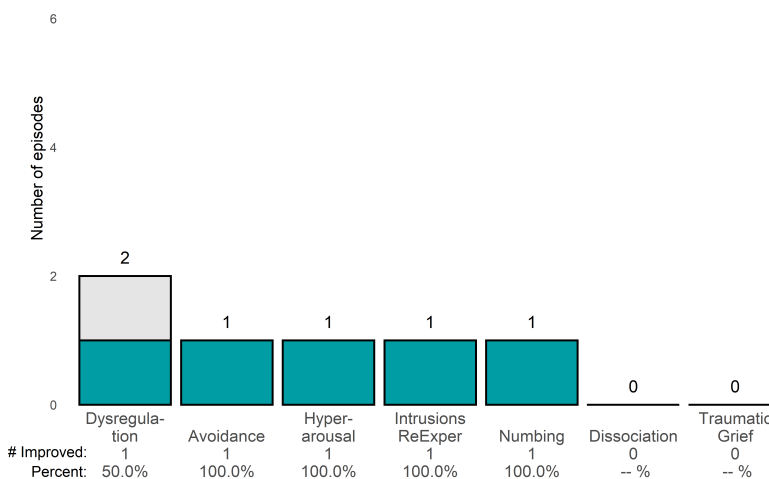
Percent of episodes improved on 50% or more of items: **80.0%**

Behavioral/Emotional Needs • 6 thru 20

CANS pairs for 6 thru 20: 10



Traumatic Stress Symptoms • 6 thru 20



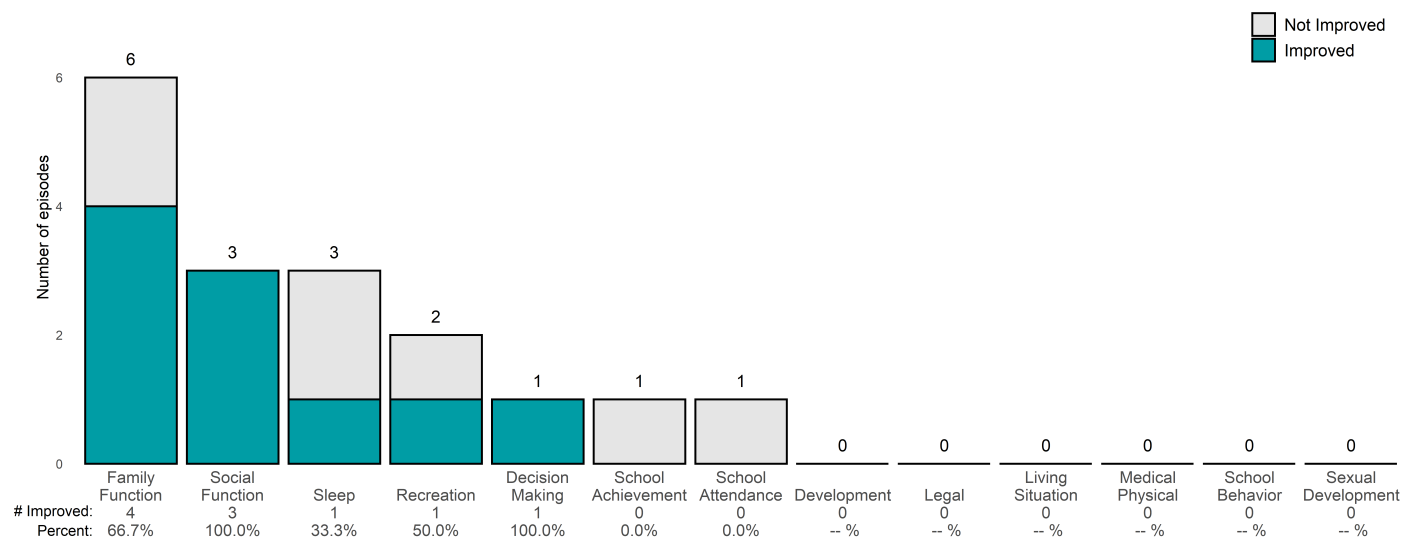
*The two most recent CANS are included for each child/youth episode, with the most recent CANS occurring during the reporting period. Only CANS with a minimum of 8 months of treatment between assessments are included. Actionable ratings are items rated as a 2 or a 3, and improvement is a decrease of 1 point or more.

Huckleberry Youth Programs (38BU3)

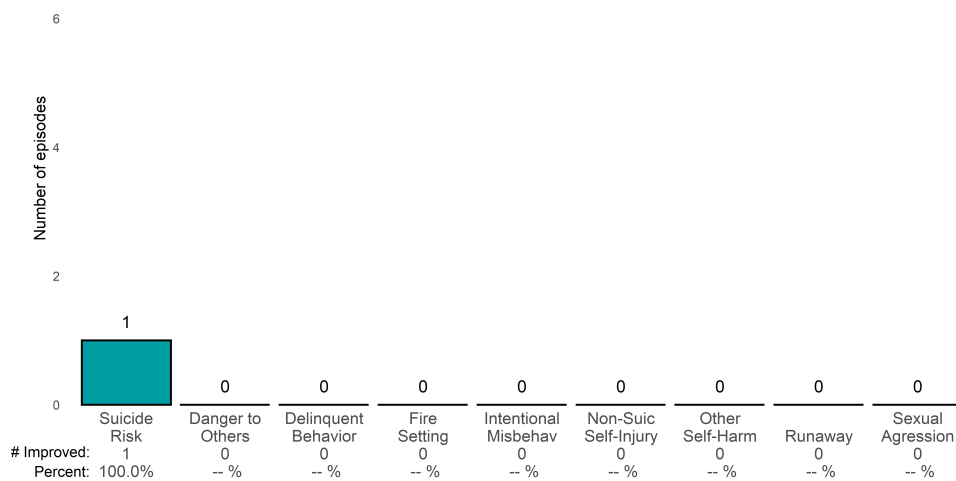
FY22-23 Q4 Performance Objective CYF-1 Needs Outcomes Item-Level Report

7/1/2022 - 6/30/2023

Impact on Functioning • 6 thru 20



Risk Behaviors • 6 thru 20



Instituto Fam DeLaRaza (38186)

FY22-23 Q4 Performance Objective CYF-1 Needs Outcomes Item-Level Report

7/1/2022 - 6/30/2023

The charts below display the Needs items from the CANS. The stacked columns represent the total number of episodes with an actionable rating on each item, and the number of those that improved.*

Mean number of months between CANS: 8.6 • Median number of months between CANS: 8.6

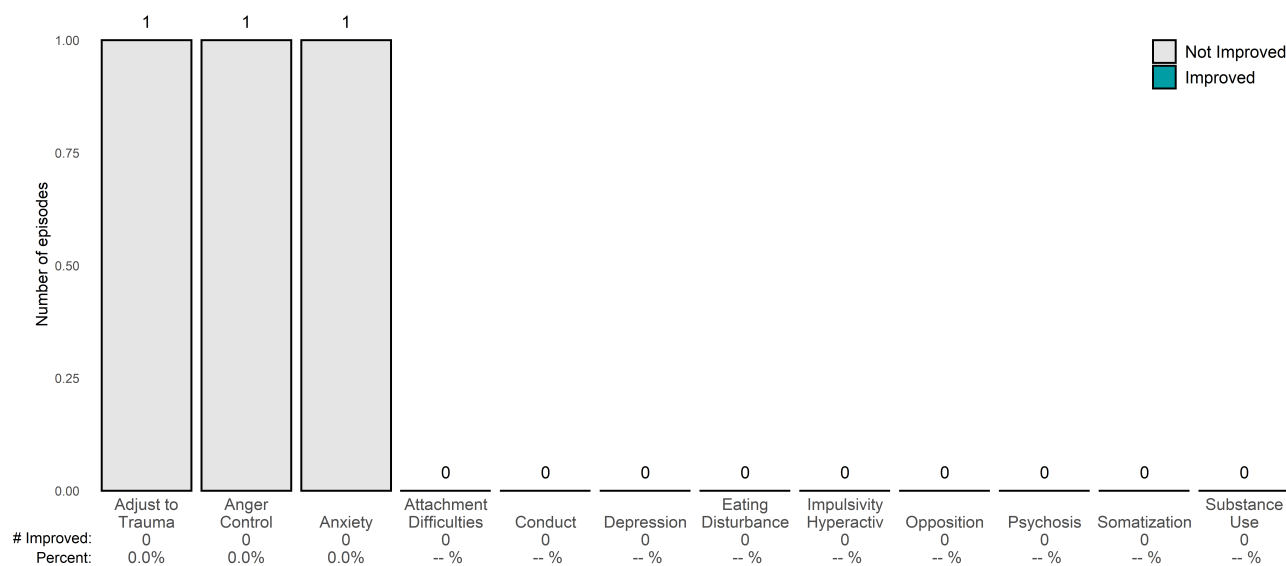
Number of CANS pairs with actionable items: 1 • Number of CANS pairs with improvement: 0

Number of CANS pairs without actionable items: 0 • Number of children/youth: 1

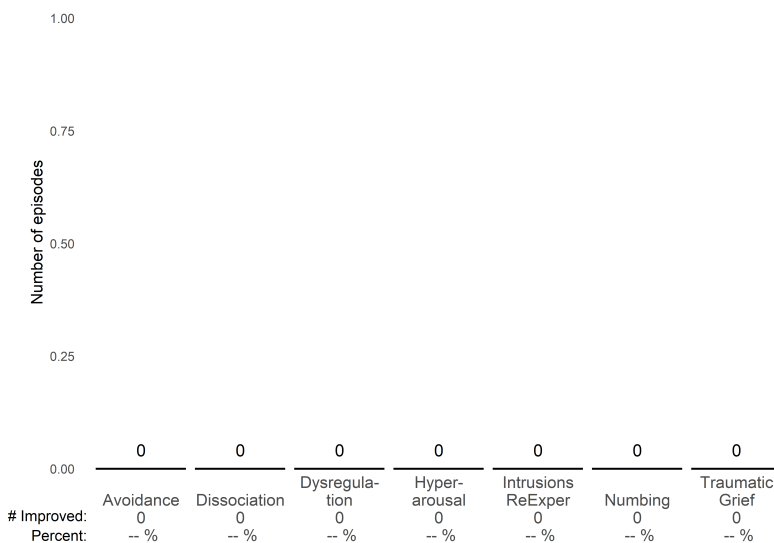
Percent of episodes improved on 50% or more of items: **0.0%**

Behavioral/Emotional Needs • 6 thru 20

CANS pairs for 6 thru 20: 1



Traumatic Stress Symptoms • 6 thru 20



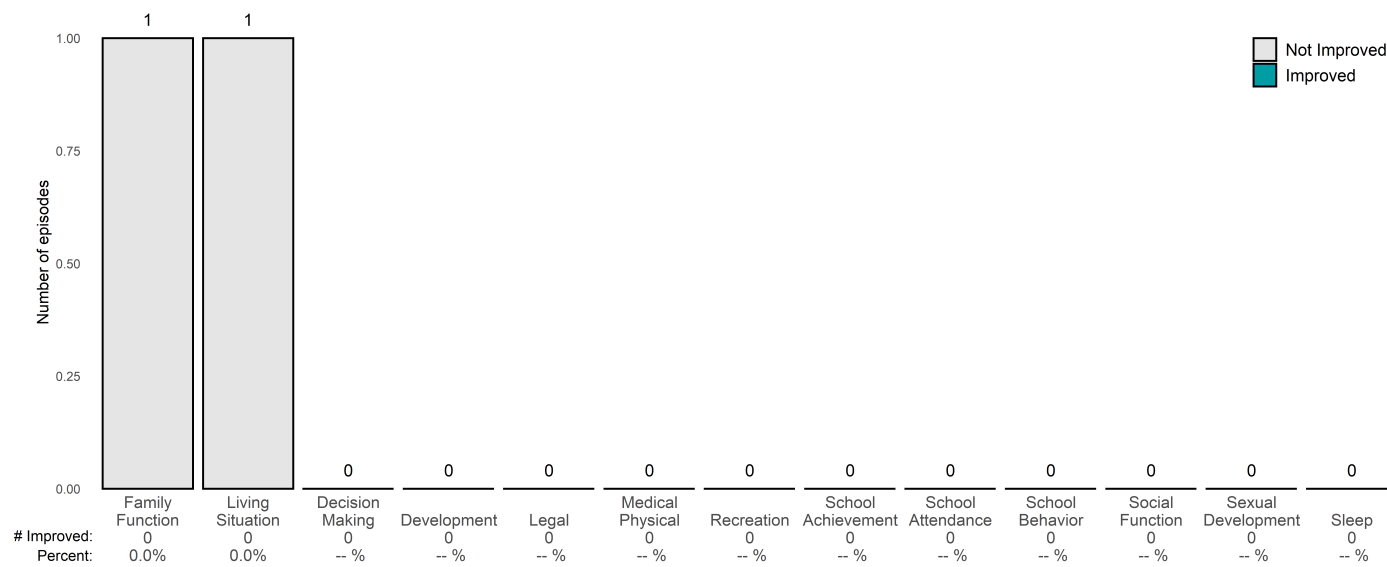
*The two most recent CANS are included for each child/youth episode, with the most recent CANS occurring during the reporting period. Only CANS with a minimum of 8 months of treatment between assessments are included. Actionable ratings are items rated as a 2 or a 3, and improvement is a decrease of 1 point or more.

Instituto Fam DeLaRaza (38186)

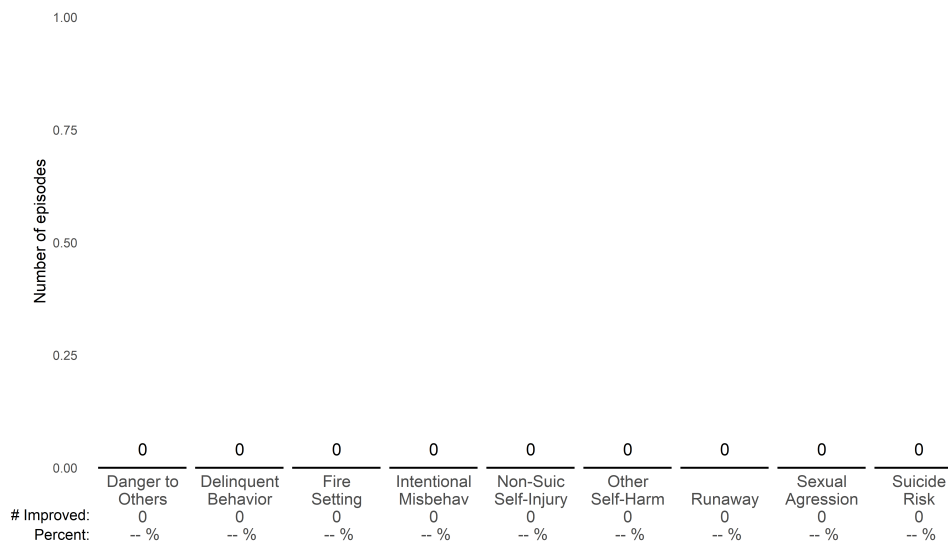
FY22-23 Q4 Performance Objective CYF-1 Needs Outcomes Item-Level Report

7/1/2022 - 6/30/2023

Impact on Functioning • 6 thru 20



Risk Behaviors • 6 thru 20



Instituto Familiar de la Raza (38185)

FY22-23 Q4 Performance Objective CYF-1 Needs Outcomes Item-Level Report

7/1/2022 - 6/30/2023

The charts below display the Needs items from the CANS. The stacked columns represent the total number of episodes with an actionable rating on each item, and the number of those that improved.*

Mean number of months between CANS: 12.0 • Median number of months between CANS: 11.1

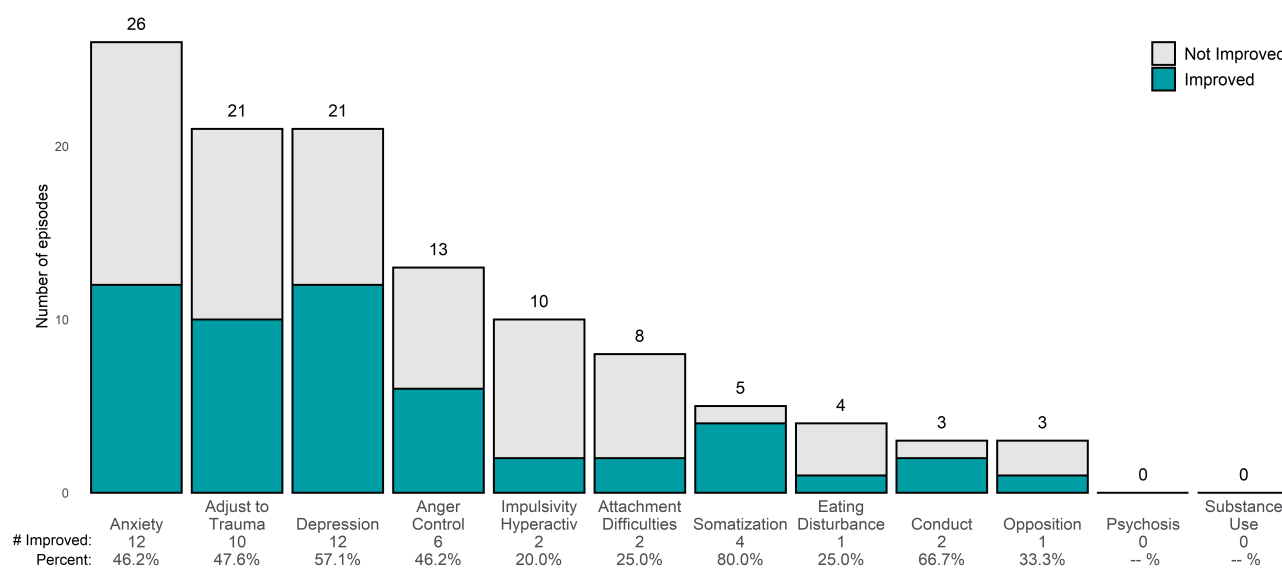
Number of CANS pairs with actionable items: 30 • Number of CANS pairs with improvement: 14

Number of CANS pairs without actionable items: 0 • Number of children/youth: 30

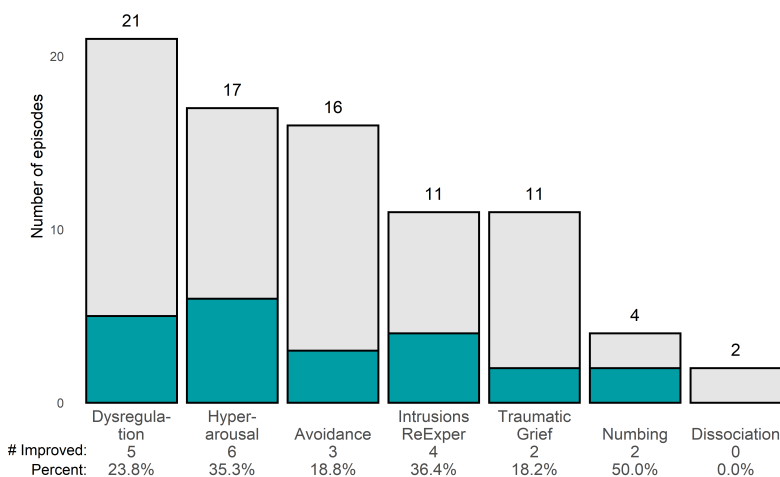
Percent of episodes improved on 50% or more of items: **46.7%**

Behavioral/Emotional Needs • 6 thru 20

CANS pairs for 6 thru 20: 30



Traumatic Stress Symptoms • 6 thru 20



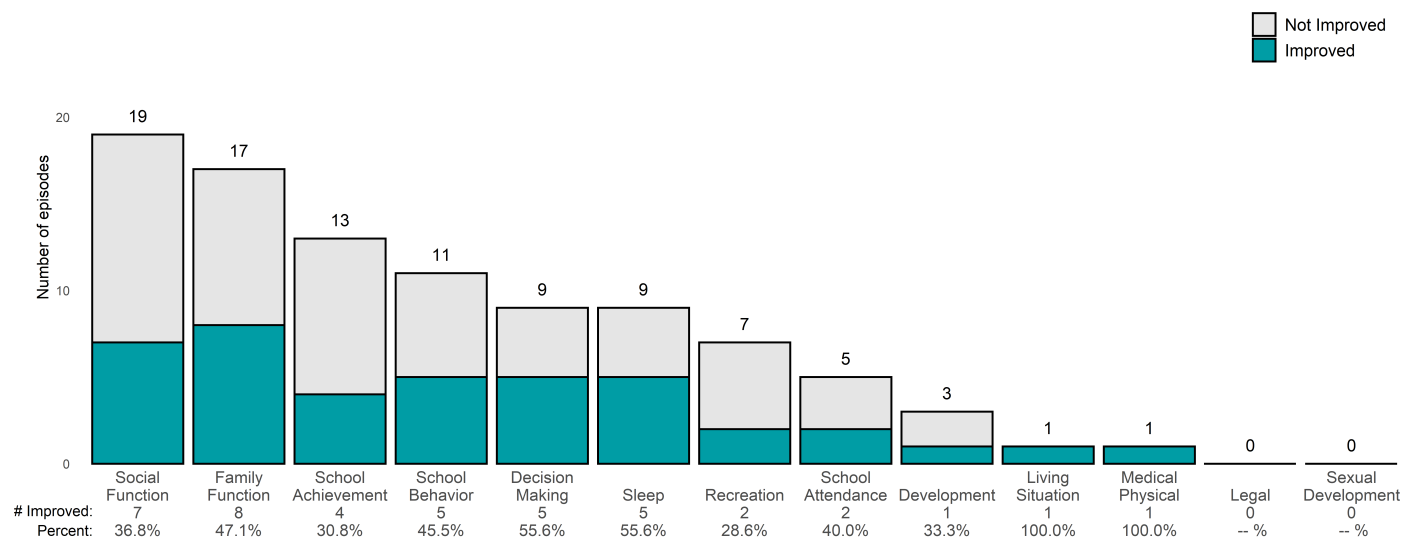
*The two most recent CANS are included for each child/youth episode, with the most recent CANS occurring during the reporting period. Only CANS with a minimum of 8 months of treatment between assessments are included. Actionable ratings are items rated as a 2 or a 3, and improvement is a decrease of 1 point or more.

Instituto Familiar de la Raza (38185)

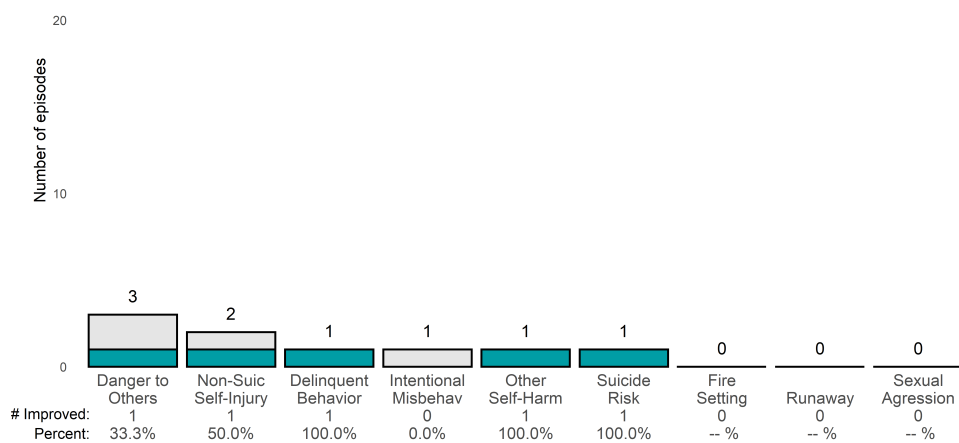
FY22-23 Q4 Performance Objective CYF-1 Needs Outcomes Item-Level Report

7/1/2022 - 6/30/2023

Impact on Functioning • 6 thru 20



Risk Behaviors • 6 thru 20



Instituto Familiar de la Raza Spark (3818FSP)

FY22-23 Q4 Performance Objective CYF-1 Needs Outcomes Item-Level Report

7/1/2022 - 6/30/2023

The charts below display the Needs items from the CANS. The stacked columns represent the total number of episodes with an actionable rating on each item, and the number of those that improved.*

Mean number of months between CANS: 11.6 • Median number of months between CANS: 10.4

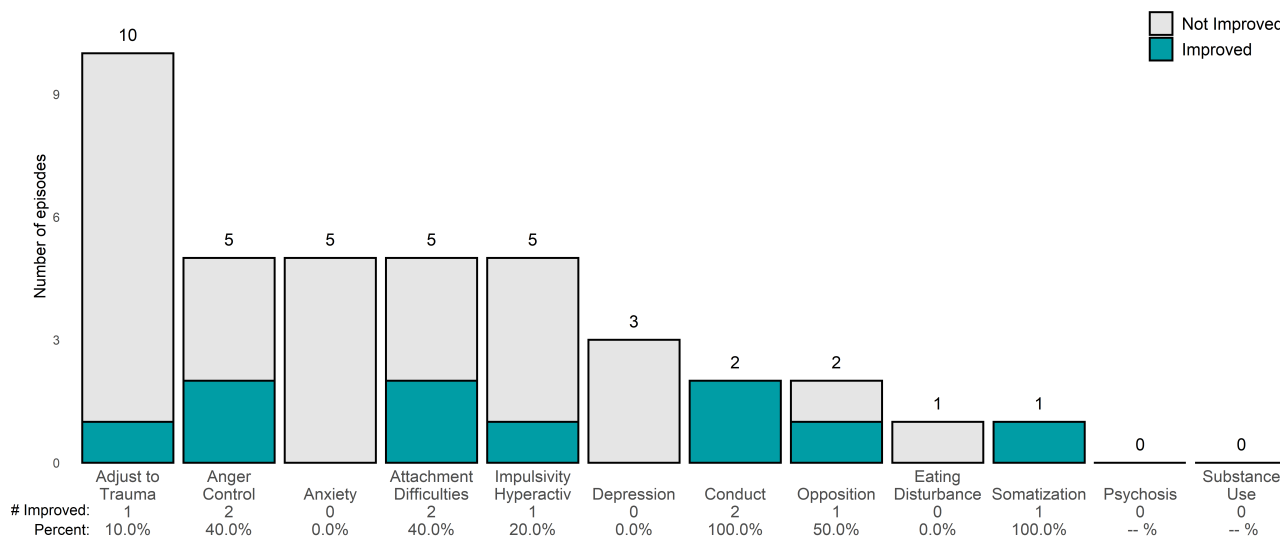
Number of CANS pairs with actionable items: 15 • Number of CANS pairs with improvement: 3

Number of CANS pairs without actionable items: 0 • Number of children/youth: 15

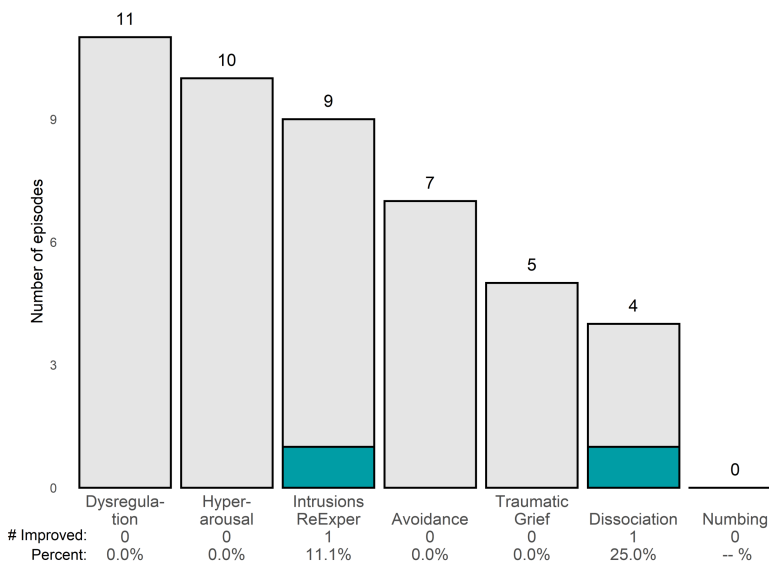
Percent of episodes improved on 50% or more of items: **20.0%**

Behavioral/Emotional Needs • 6 thru 20

CANS pairs for 6 thru 20: 13



Traumatic Stress Symptoms • 6 thru 20



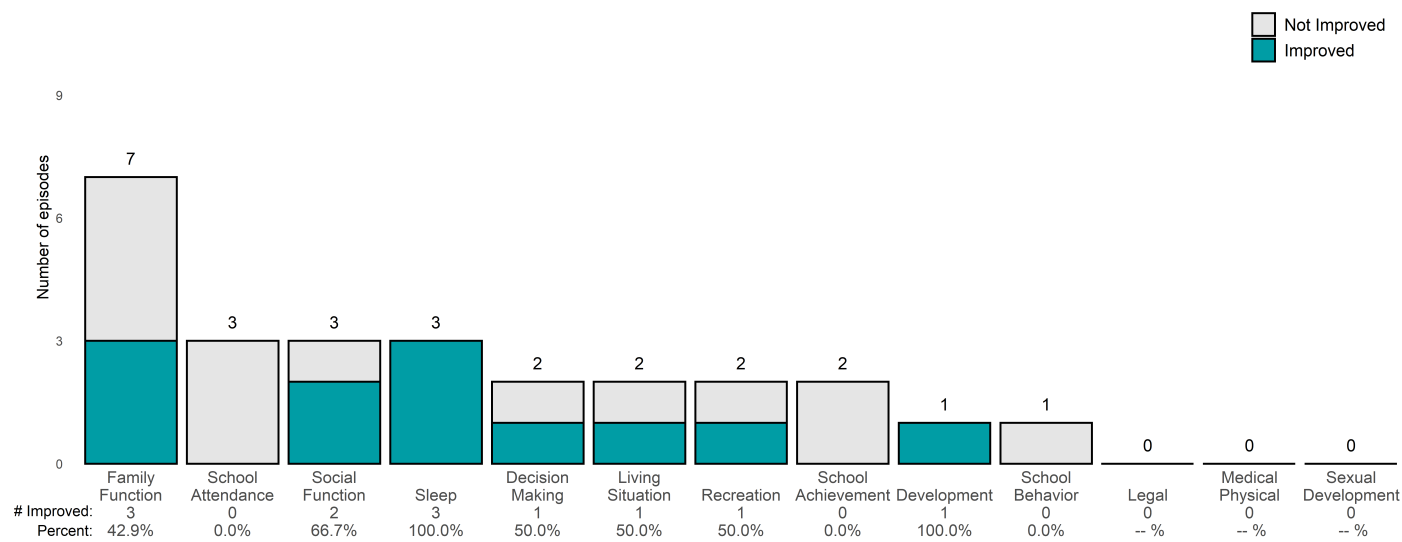
*The two most recent CANS are included for each child/youth episode, with the most recent CANS occurring during the reporting period. Only CANS with a minimum of 8 months of treatment between assessments are included. Actionable ratings are items rated as a 2 or a 3, and improvement is a decrease of 1 point or more.

Instituto Familiar de la Raza Spark (3818FSP)

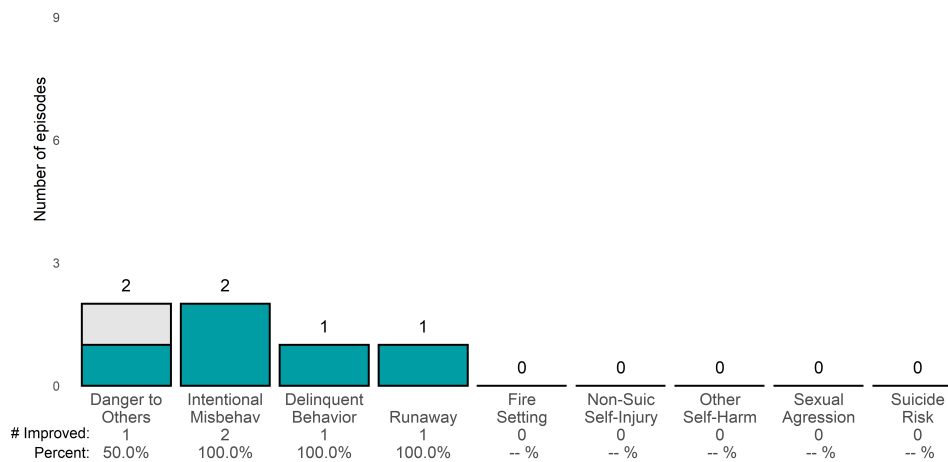
FY22-23 Q4 Performance Objective CYF-1 Needs Outcomes Item-Level Report

7/1/2022 - 6/30/2023

Impact on Functioning • 6 thru 20



Risk Behaviors • 6 thru 20



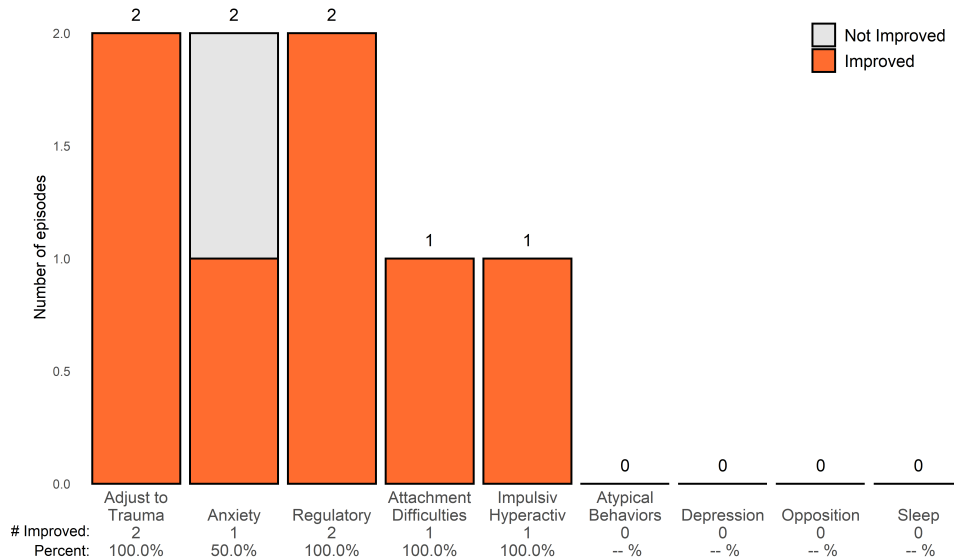
Instituto Familiar de la Raza Spark (3818FSP)

FY22-23 Q4 Performance Objective CYF-1 Needs Outcomes Item-Level Report

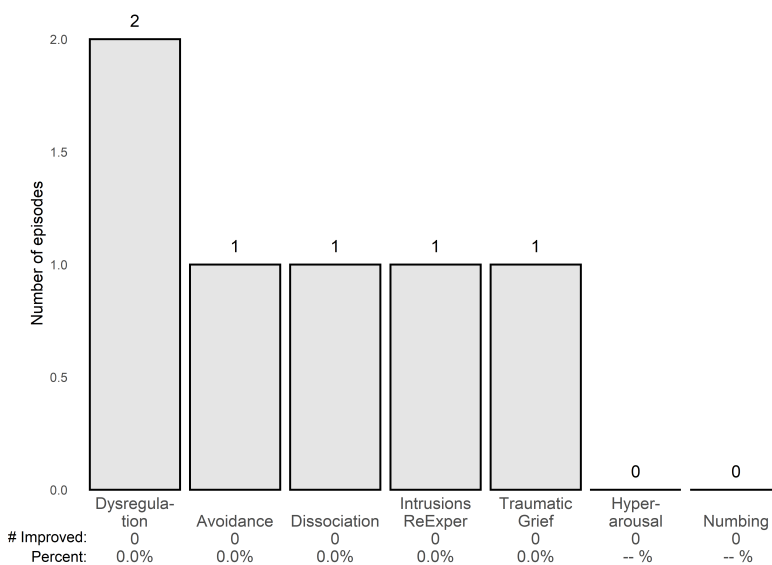
7/1/2022 - 6/30/2023

Behavioral/Emotional Needs • 0 thru 5

CANS pairs for 0 thru 5: 2



Traumatic Stress Symptoms • 0 thru 5

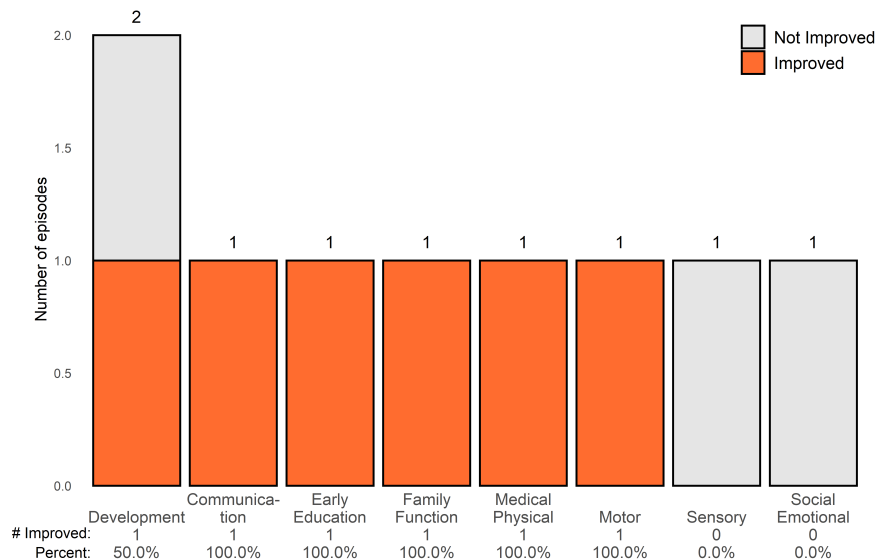


Instituto Familiar de la Raza Spark (3818FSP)

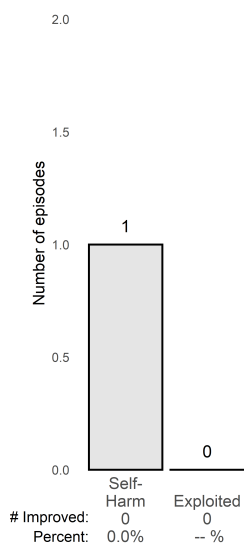
FY22-23 Q4 Performance Objective CYF-1 Needs Outcomes Item-Level Report

7/1/2022 - 6/30/2023

Impact on Functioning • 0 thru 5



Risk Behaviors • 0 thru 5



Instituto ISCS (38LA2)

FY22-23 Q4 Performance Objective CYF-1 Needs Outcomes Item-Level Report

7/1/2022 - 6/30/2023

The charts below display the Needs items from the CANS. The stacked columns represent the total number of episodes with an actionable rating on each item, and the number of those that improved.*

Mean number of months between CANS: 10.8 • Median number of months between CANS: 10.5

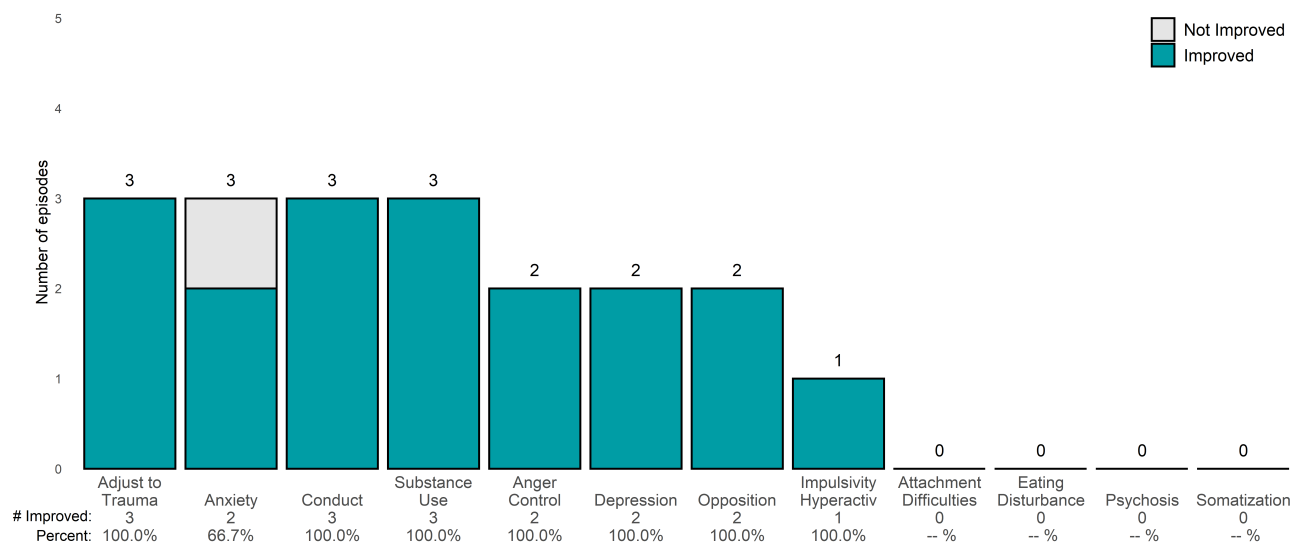
Number of CANS pairs with actionable items: 5 • Number of CANS pairs with improvement: 5

Number of CANS pairs without actionable items: 0 • Number of children/youth: 5

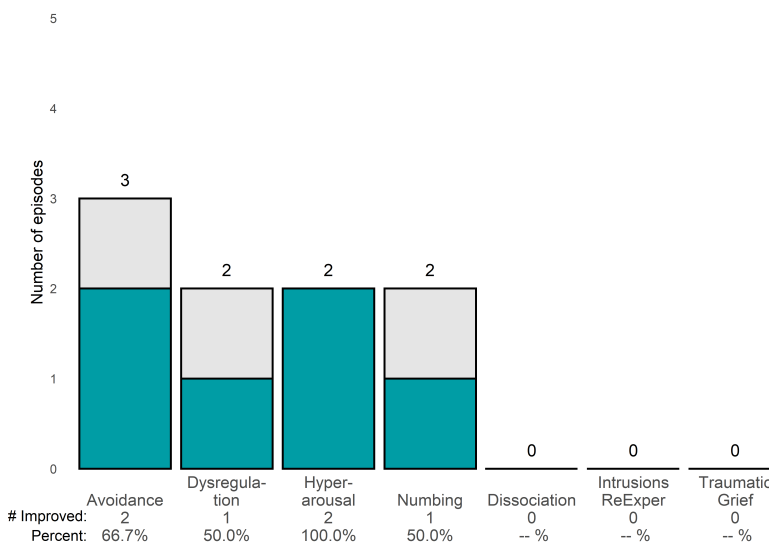
Percent of episodes improved on 50% or more of items: **100.0%**

Behavioral/Emotional Needs • 6 thru 20

CANS pairs for 6 thru 20: 5



Traumatic Stress Symptoms • 6 thru 20



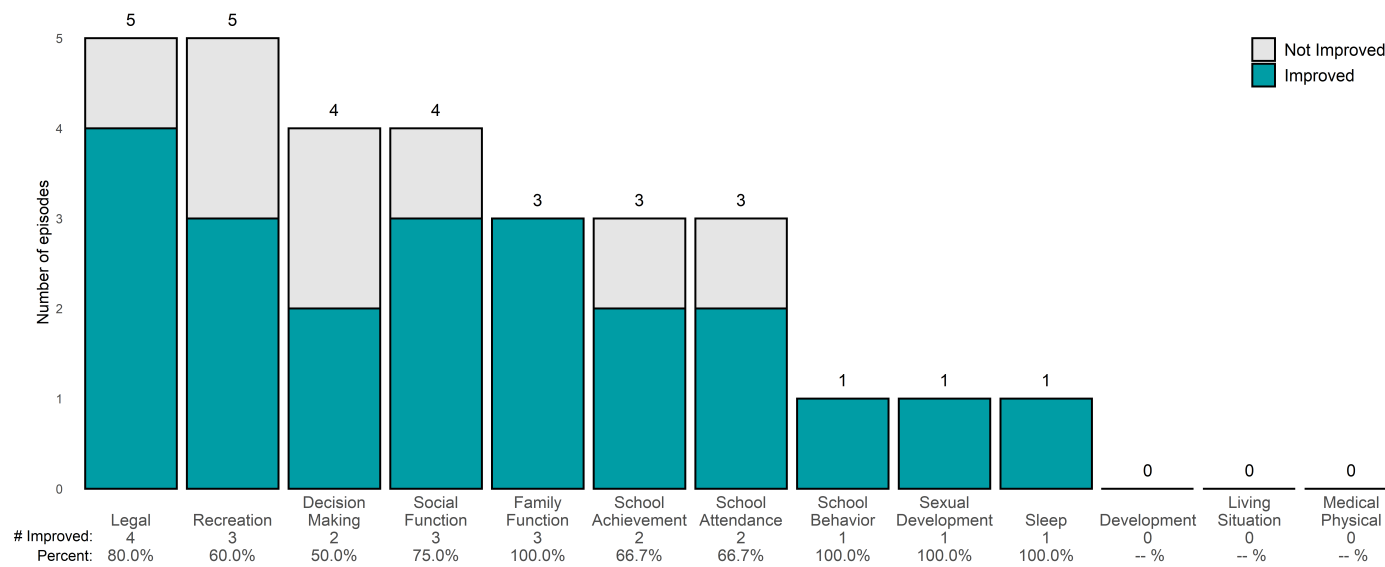
*The two most recent CANS are included for each child/youth episode, with the most recent CANS occurring during the reporting period. Only CANS with a minimum of 8 months of treatment between assessments are included. Actionable ratings are items rated as a 2 or a 3, and improvement is a decrease of 1 point or more.

Instituto ISCS (38LA2)

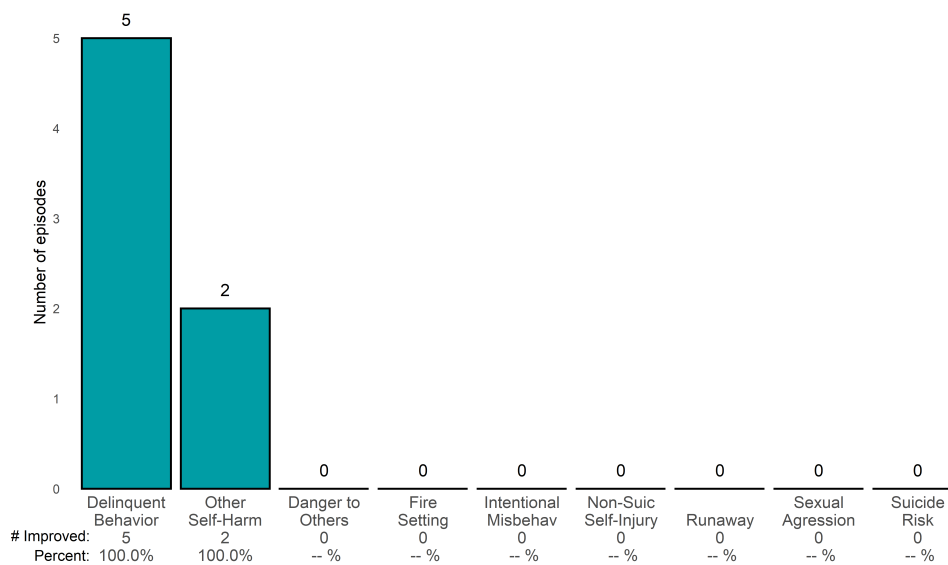
FY22-23 Q4 Performance Objective CYF-1 Needs Outcomes Item-Level Report

7/1/2022 - 6/30/2023

Impact on Functioning • 6 thru 20



Risk Behaviors • 6 thru 20



Jewish Family and Children's Services (38AE3)

FY22-23 Q4 Performance Objective CYF-1 Needs Outcomes Item-Level Report

7/1/2022 - 6/30/2023

The charts below display the Needs items from the CANS. The stacked columns represent the total number of episodes with an actionable rating on each item, and the number of those that improved.*

Mean number of months between CANS: 14.3 • Median number of months between CANS: 14.2

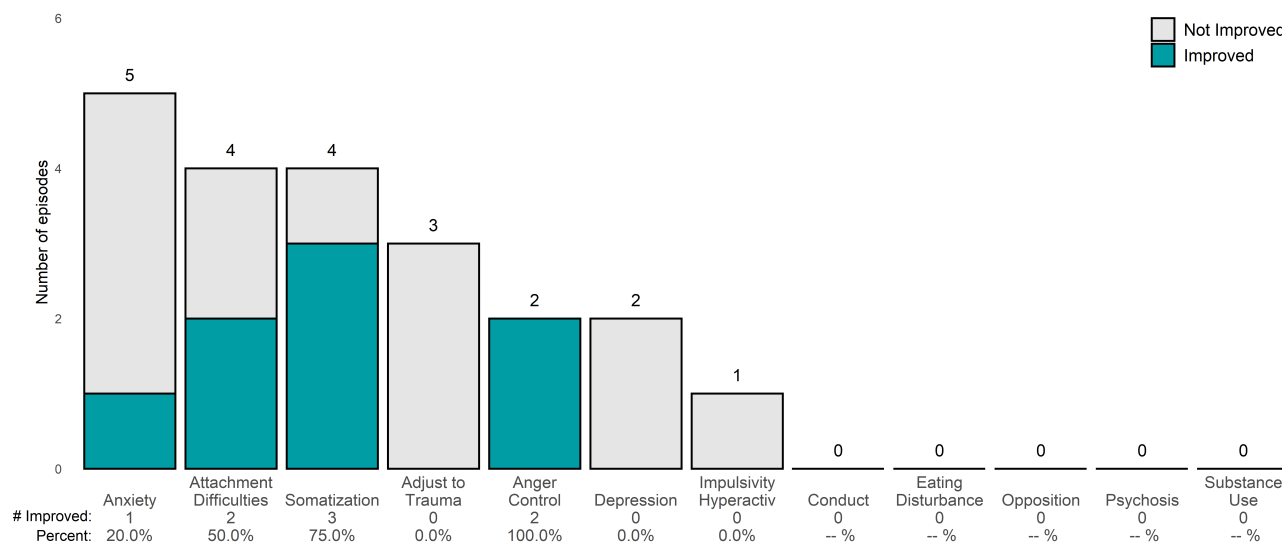
Number of CANS pairs with actionable items: 6 • Number of CANS pairs with improvement: 2

Number of CANS pairs without actionable items: 0 • Number of children/youth: 6

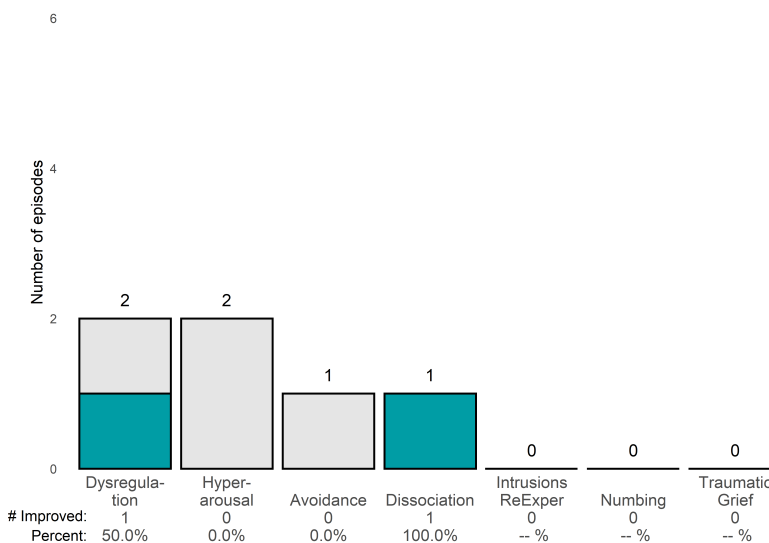
Percent of episodes improved on 50% or more of items: **33.3%**

Behavioral/Emotional Needs • 6 thru 20

CANS pairs for 6 thru 20: 6



Traumatic Stress Symptoms • 6 thru 20



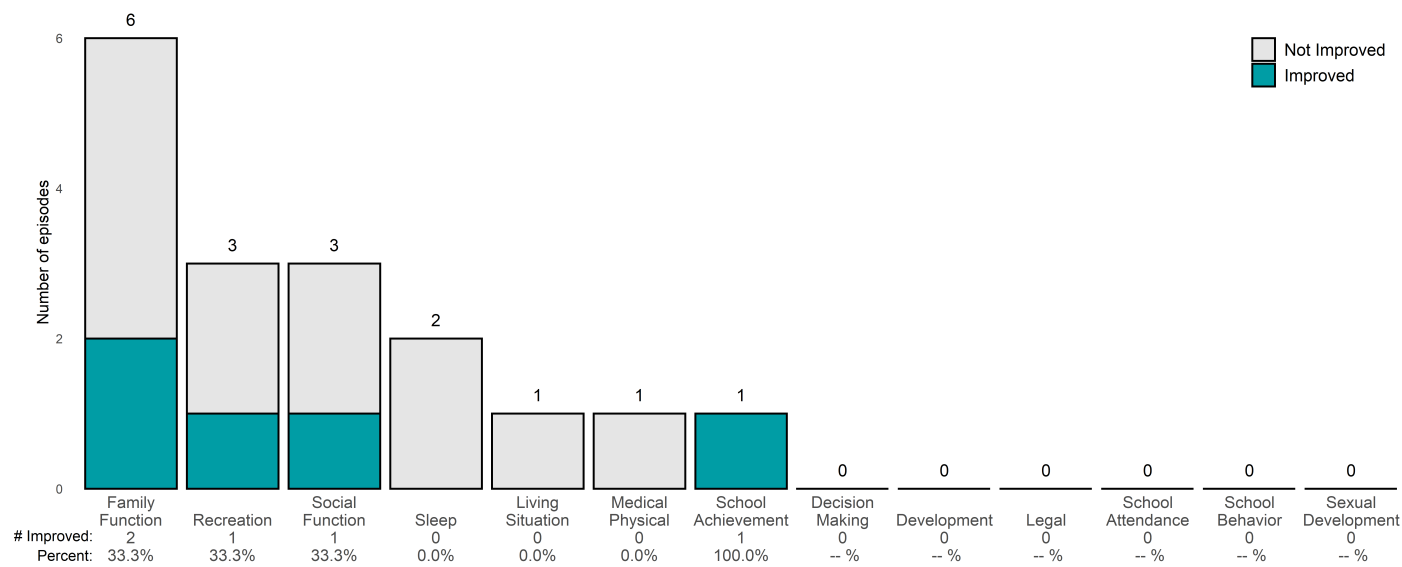
*The two most recent CANS are included for each child/youth episode, with the most recent CANS occurring during the reporting period. Only CANS with a minimum of 8 months of treatment between assessments are included. Actionable ratings are items rated as a 2 or a 3, and improvement is a decrease of 1 point or more.

Jewish Family and Children's Services (38AE3)

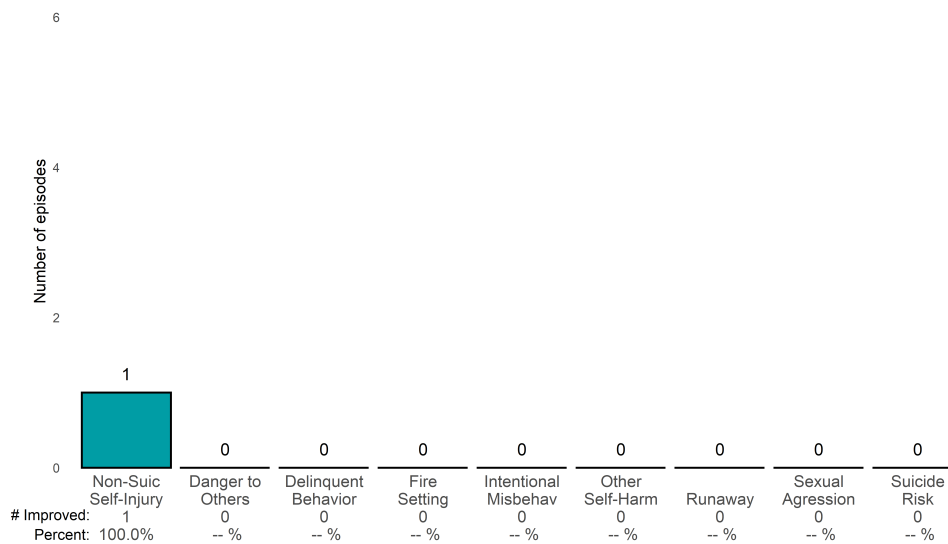
FY22-23 Q4 Performance Objective CYF-1 Needs Outcomes Item-Level Report

7/1/2022 - 6/30/2023

Impact on Functioning • 6 thru 20



Risk Behaviors • 6 thru 20



Mission Family Center (38016)

FY22-23 Q4 Performance Objective CYF-1 Needs Outcomes Item-Level Report

7/1/2022 - 6/30/2023

The charts below display the Needs items from the CANS. The stacked columns represent the total number of episodes with an actionable rating on each item, and the number of those that improved.*

Mean number of months between CANS: 12.3 • Median number of months between CANS: 12.0

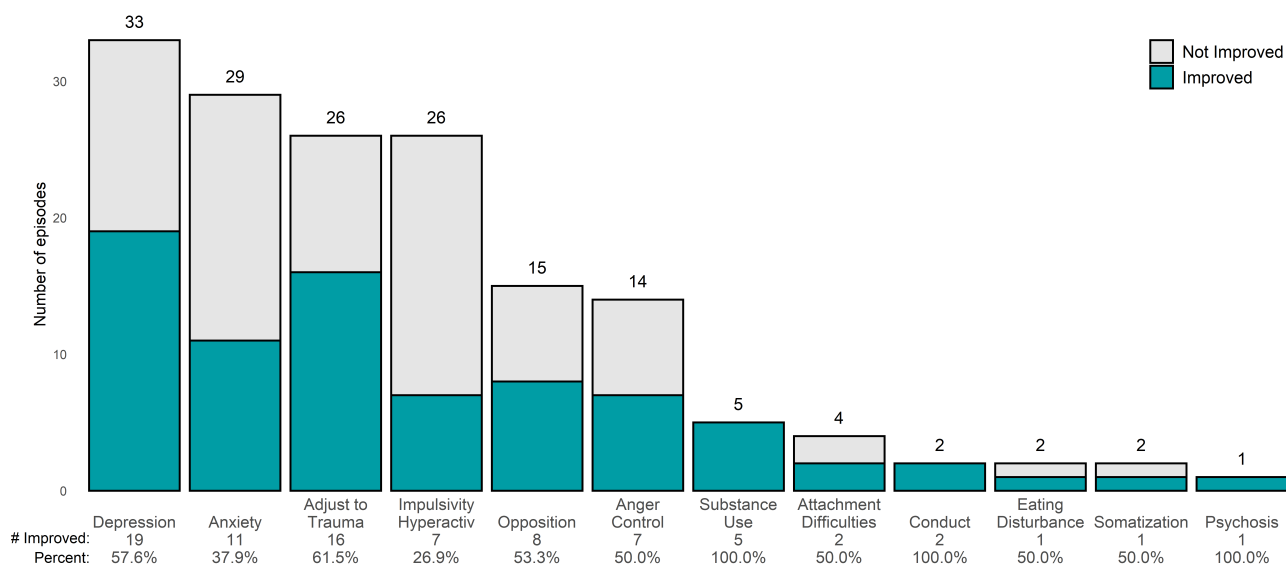
Number of CANS pairs with actionable items: 67 • Number of CANS pairs with improvement: 41

Number of CANS pairs without actionable items: 1 • Number of children/youth: 68

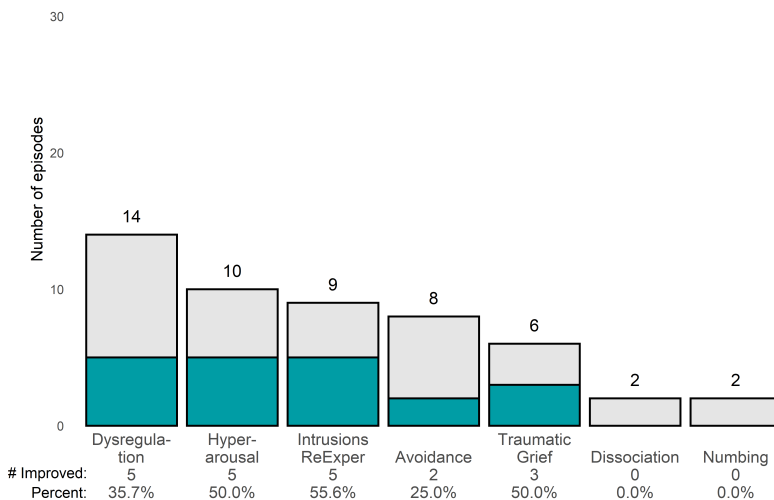
Percent of episodes improved on 50% or more of items: **61.2%**

Behavioral/Emotional Needs • 6 thru 20

CANS pairs for 6 thru 20: 66



Traumatic Stress Symptoms • 6 thru 20



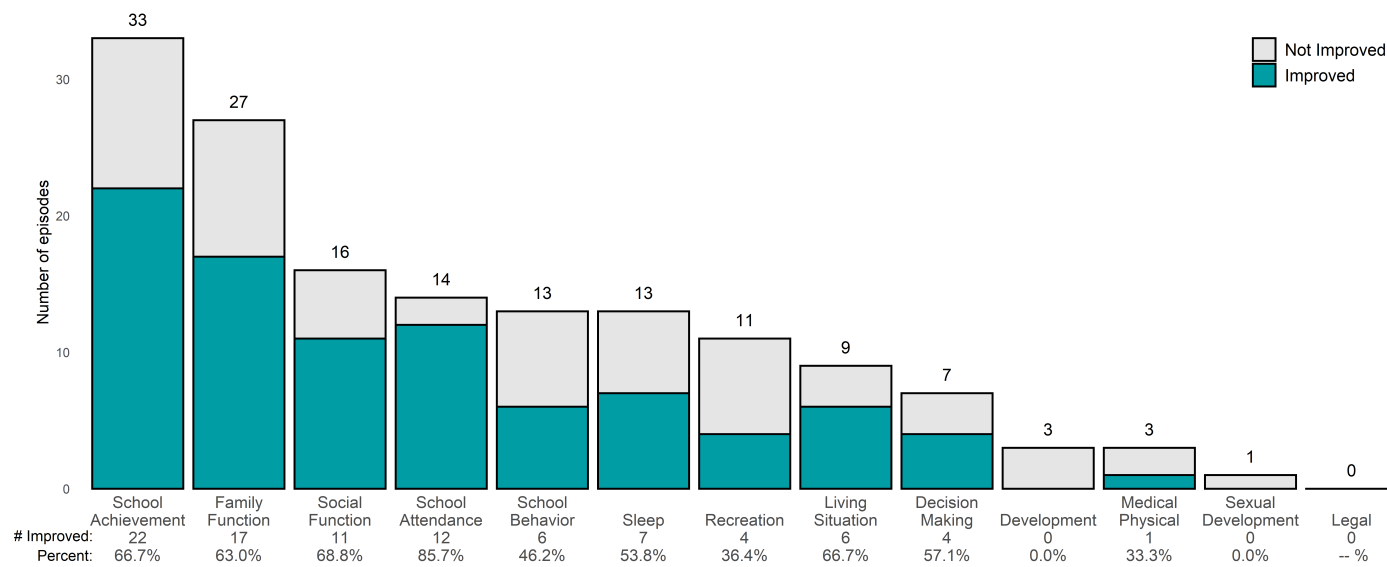
*The two most recent CANS are included for each child/youth episode, with the most recent CANS occurring during the reporting period. Only CANS with a minimum of 8 months of treatment between assessments are included. Actionable ratings are items rated as a 2 or a 3, and improvement is a decrease of 1 point or more.

Mission Family Center (38016)

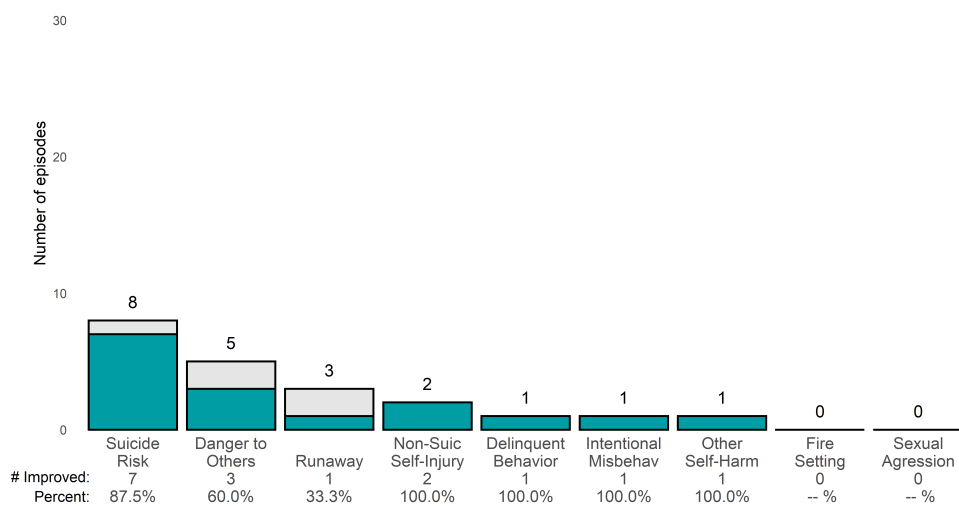
FY22-23 Q4 Performance Objective CYF-1 Needs Outcomes Item-Level Report

7/1/2022 - 6/30/2023

Impact on Functioning • 6 thru 20



Risk Behaviors • 6 thru 20



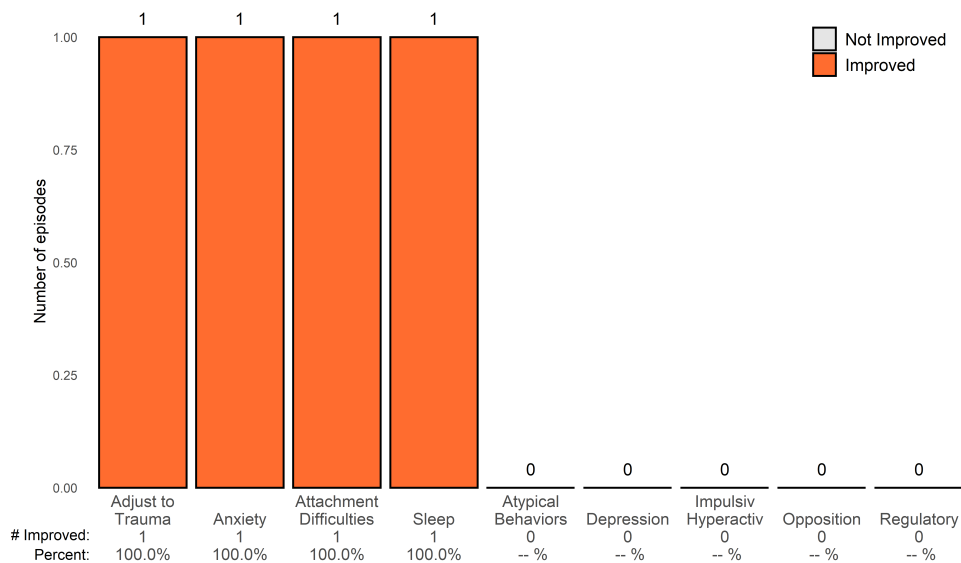
Mission Family Center (38016)

FY22-23 Q4 Performance Objective CYF-1 Needs Outcomes Item-Level Report

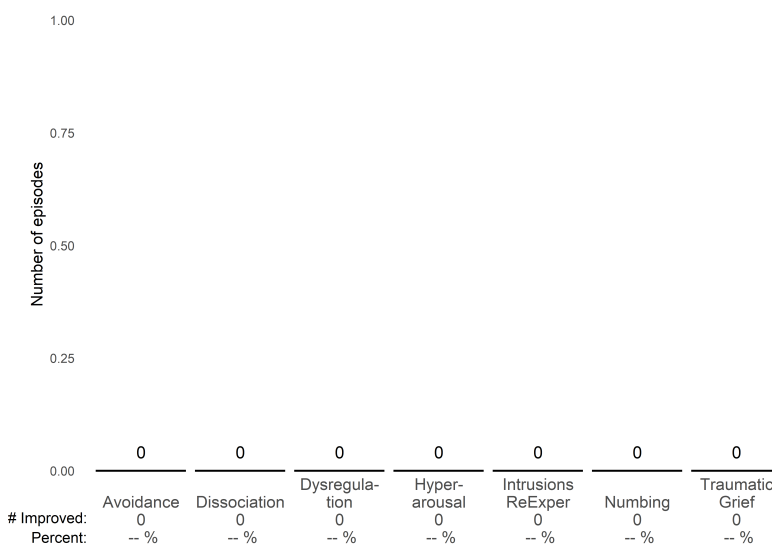
7/1/2022 - 6/30/2023

Behavioral/Emotional Needs • 0 thru 5

CANS pairs for 0 thru 5: 1



Traumatic Stress Symptoms • 0 thru 5

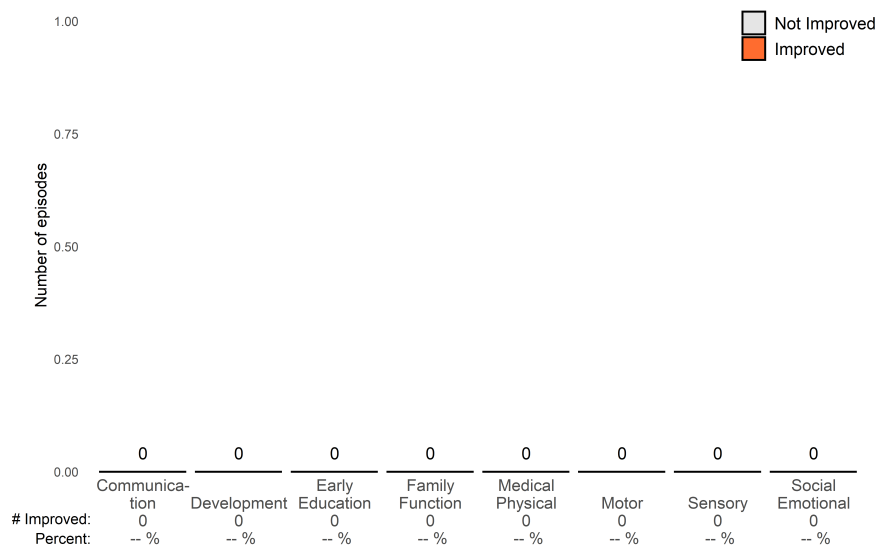


Mission Family Center (38016)


FY22-23 Q4 Performance Objective CYF-1 Needs Outcomes Item-Level Report

7/1/2022 - 6/30/2023

Impact on Functioning • 0 thru 5



Risk Behaviors • 0 thru 5



Oakes Children's Center (88593)

FY22-23 Q4 Performance Objective CYF-1 Needs Outcomes Item-Level Report

7/1/2022 - 6/30/2023

The charts below display the Needs items from the CANS. The stacked columns represent the total number of episodes with an actionable rating on each item, and the number of those that improved.*

Mean number of months between CANS: 14.9 • Median number of months between CANS: 12.7

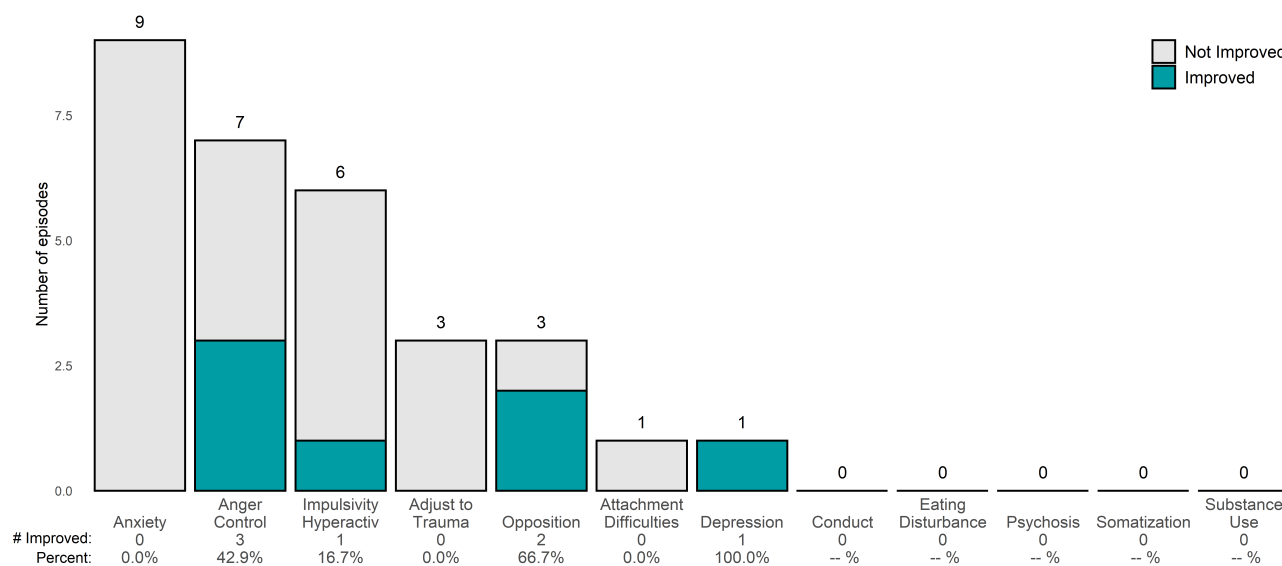
Number of CANS pairs with actionable items: 10 • Number of CANS pairs with improvement: 2

Number of CANS pairs without actionable items: 0 • Number of children/youth: 10

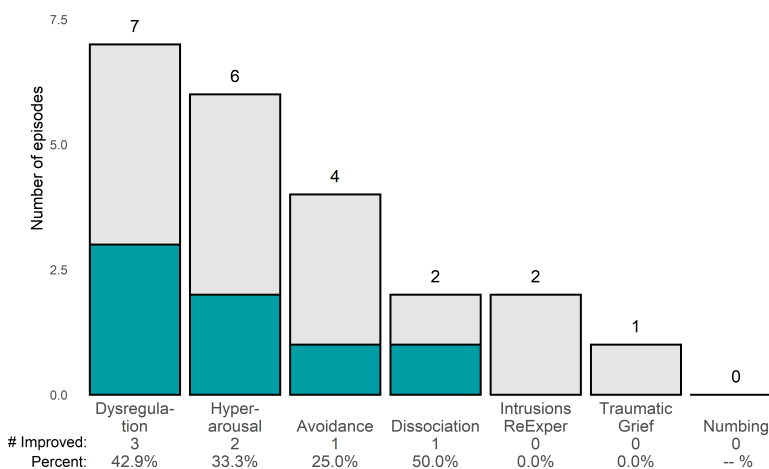
Percent of episodes improved on 50% or more of items: **20.0%**

Behavioral/Emotional Needs • 6 thru 20

CANS pairs for 6 thru 20: 10



Traumatic Stress Symptoms • 6 thru 20



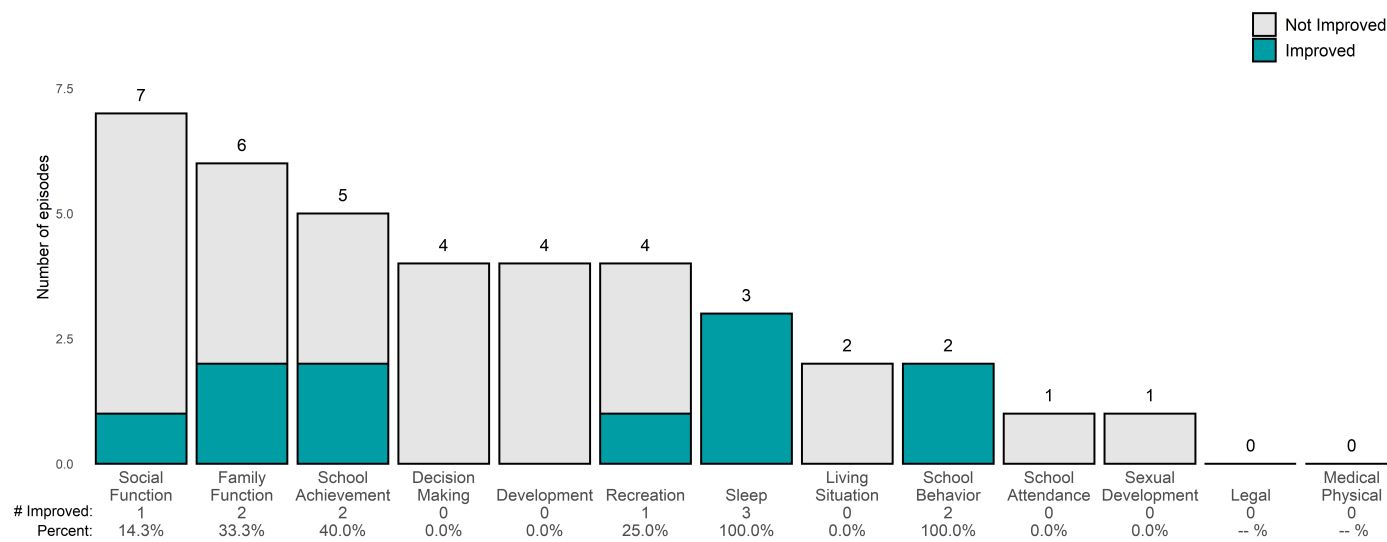
*The two most recent CANS are included for each child/youth episode, with the most recent CANS occurring during the reporting period. Only CANS with a minimum of 8 months of treatment between assessments are included. Actionable ratings are items rated as a 2 or a 3, and improvement is a decrease of 1 point or more.

Oakes Children's Center (88593)

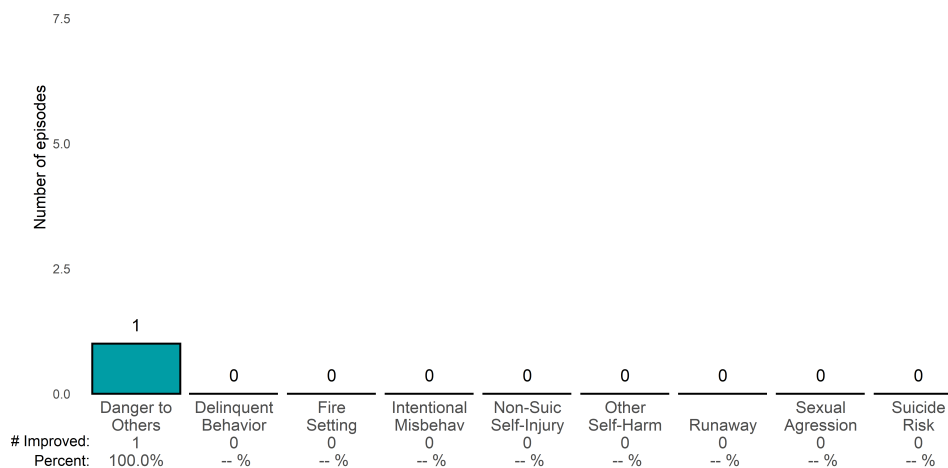
FY22-23 Q4 Performance Objective CYF-1 Needs Outcomes Item-Level Report

7/1/2022 - 6/30/2023

Impact on Functioning • 6 thru 20



Risk Behaviors • 6 thru 20



Oakes Children's Center SED (8859SD)

FY22-23 Q4 Performance Objective CYF-1 Needs Outcomes Item-Level Report

7/1/2022 - 6/30/2023

The charts below display the Needs items from the CANS. The stacked columns represent the total number of episodes with an actionable rating on each item, and the number of those that improved.*

Mean number of months between CANS: 8.4 • Median number of months between CANS: 8.4

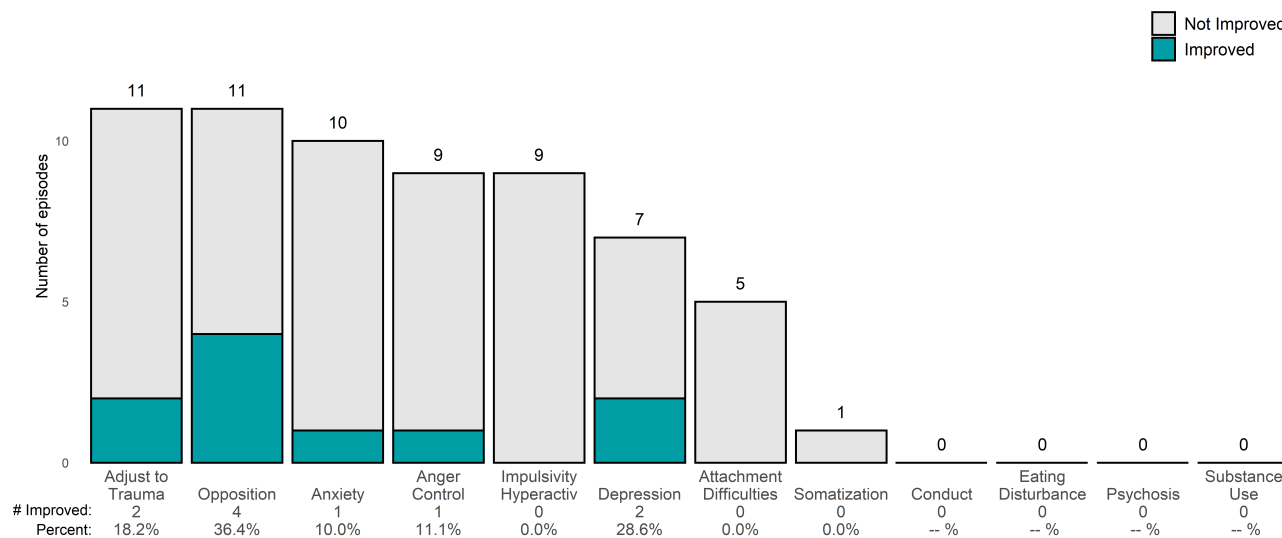
Number of CANS pairs with actionable items: 18 • Number of CANS pairs with improvement: 3

Number of CANS pairs without actionable items: 0 • Number of children/youth: 18

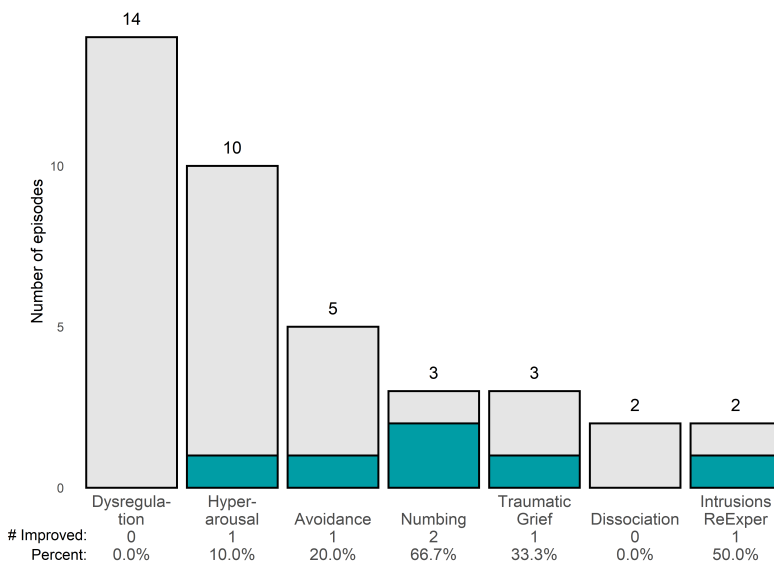
Percent of episodes improved on 50% or more of items: **16.7%**

Behavioral/Emotional Needs • 6 thru 20

CANS pairs for 6 thru 20: 18



Traumatic Stress Symptoms • 6 thru 20



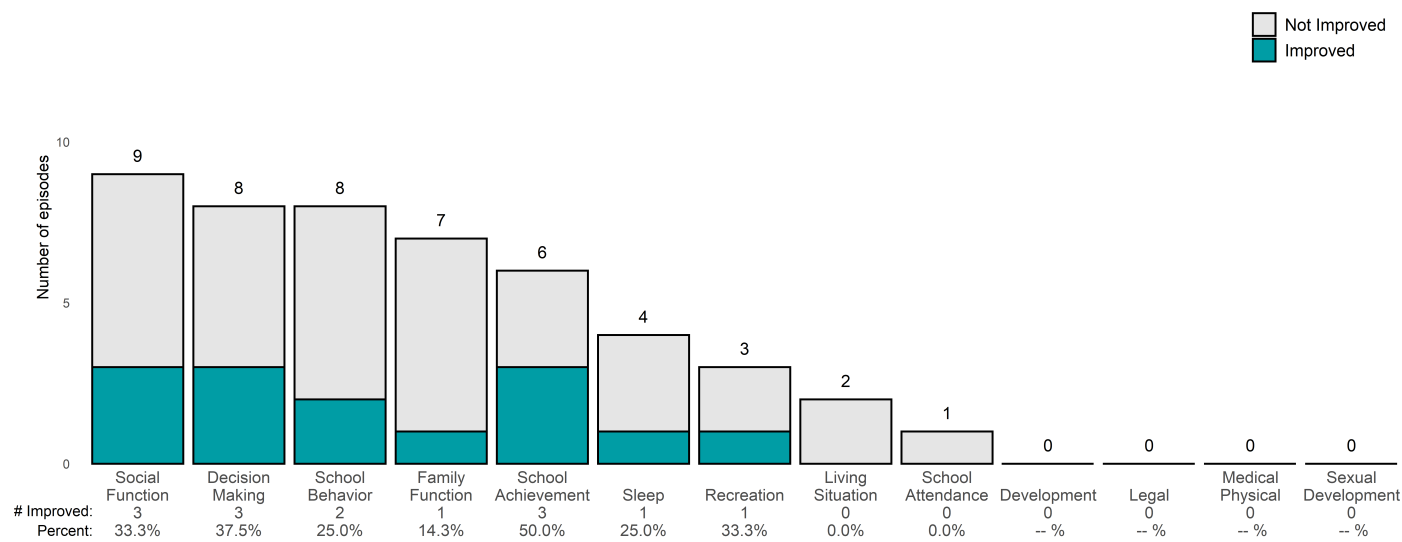
*The two most recent CANS are included for each child/youth episode, with the most recent CANS occurring during the reporting period. Only CANS with a minimum of 8 months of treatment between assessments are included. Actionable ratings are items rated as a 2 or a 3, and improvement is a decrease of 1 point or more.

Oakes Children's Center SED (8859SD)

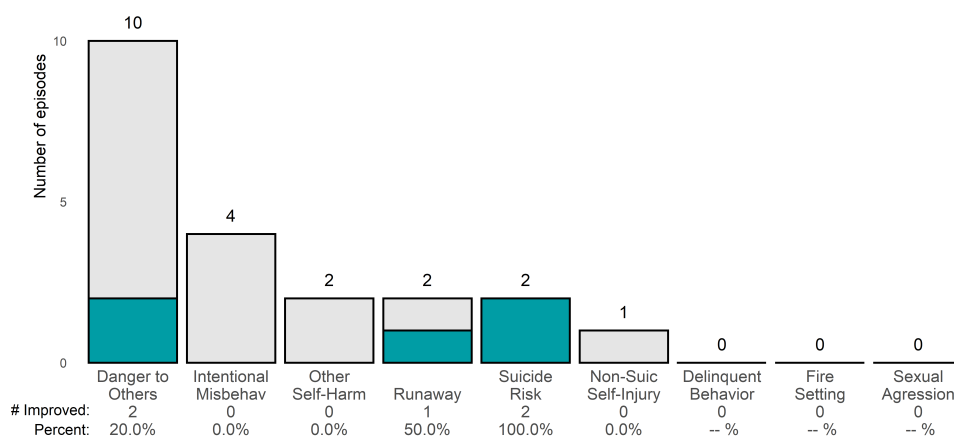
FY22-23 Q4 Performance Objective CYF-1 Needs Outcomes Item-Level Report

7/1/2022 - 6/30/2023

Impact on Functioning • 6 thru 20



Risk Behaviors • 6 thru 20



OMI Family Center (38805)

FY22-23 Q4 Performance Objective CYF-1 Needs Outcomes Item-Level Report

7/1/2022 - 6/30/2023

The charts below display the Needs items from the CANS. The stacked columns represent the total number of episodes with an actionable rating on each item, and the number of those that improved.*

Mean number of months between CANS: 10.0 • Median number of months between CANS: 9.9

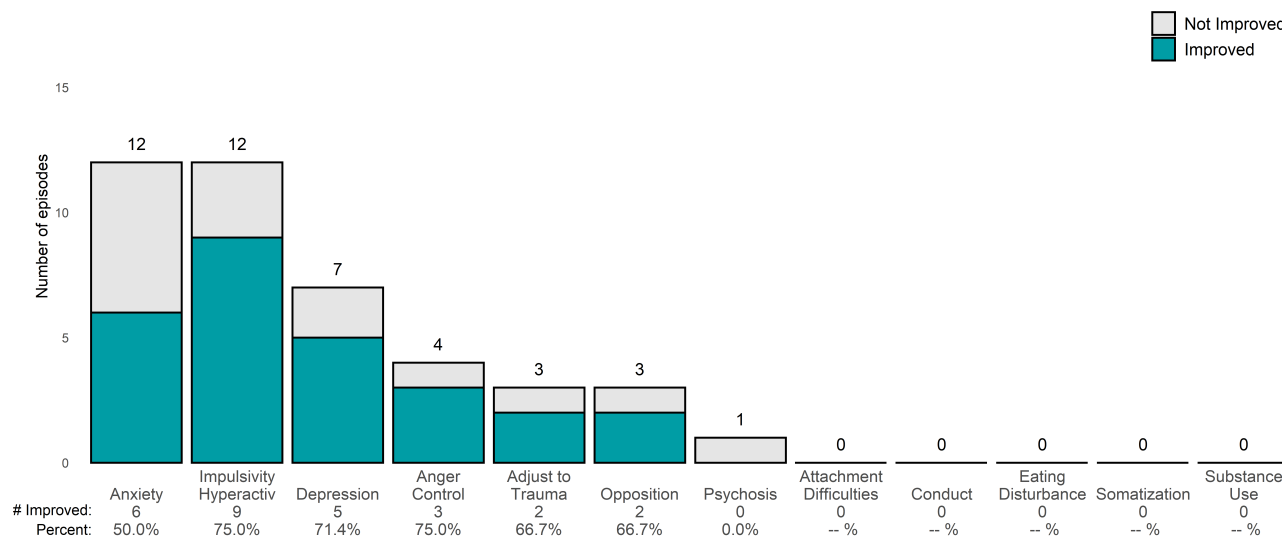
Number of CANS pairs with actionable items: 28 • Number of CANS pairs with improvement: 20

Number of CANS pairs without actionable items: 0 • Number of children/youth: 28

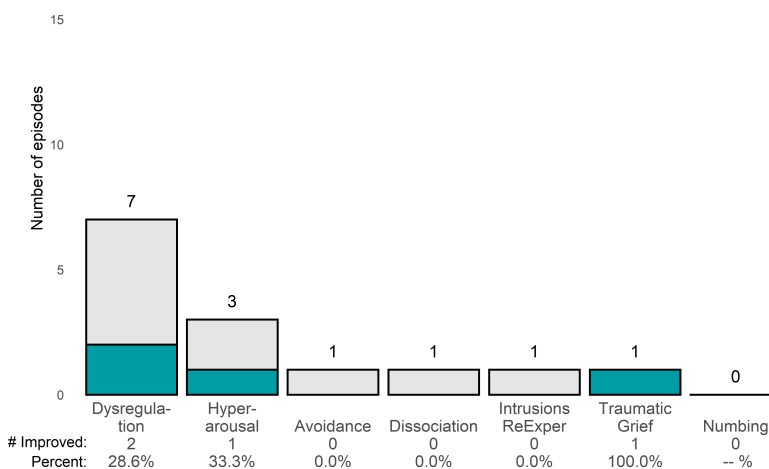
Percent of episodes improved on 50% or more of items: **71.4%**

Behavioral/Emotional Needs • 6 thru 20

CANS pairs for 6 thru 20: 28



Traumatic Stress Symptoms • 6 thru 20



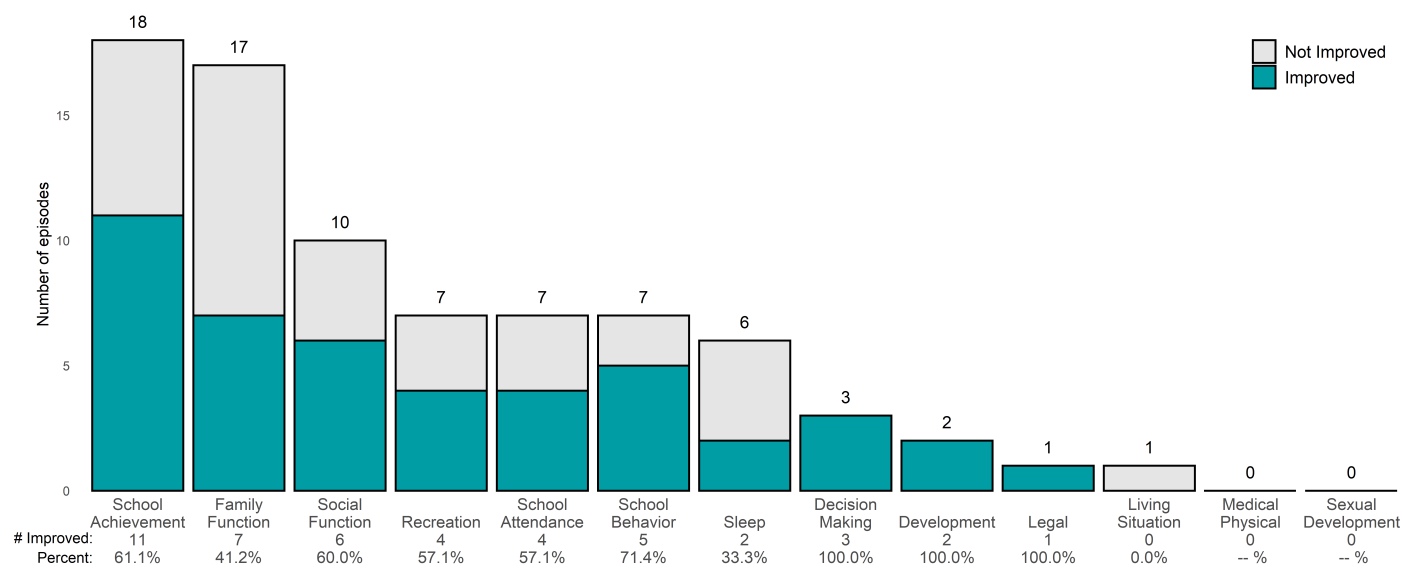
*The two most recent CANS are included for each child/youth episode, with the most recent CANS occurring during the reporting period. Only CANS with a minimum of 8 months of treatment between assessments are included. Actionable ratings are items rated as a 2 or a 3, and improvement is a decrease of 1 point or more.

OMI Family Center (38805)

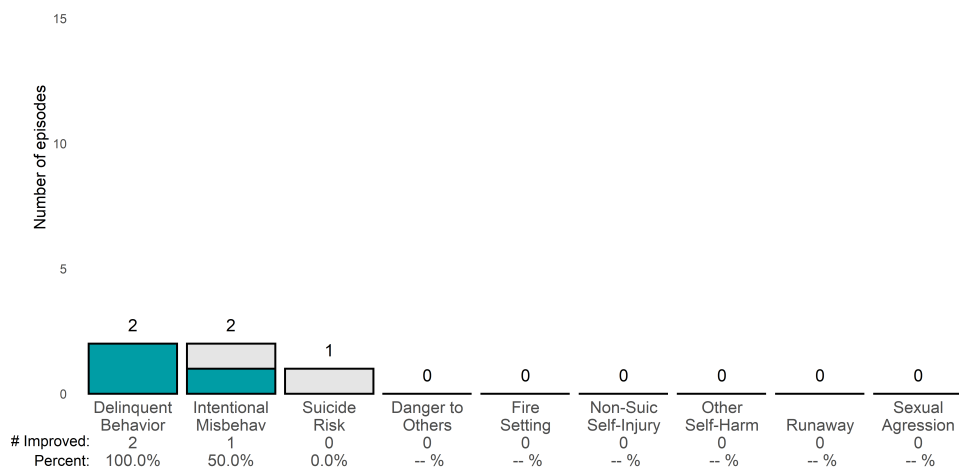
FY22-23 Q4 Performance Objective CYF-1 Needs Outcomes Item-Level Report

7/1/2022 - 6/30/2023

Impact on Functioning • 6 thru 20



Risk Behaviors • 6 thru 20



OTTP SOAR (38KZ5)

FY22-23 Q4 Performance Objective CYF-1 Needs Outcomes Item-Level Report

7/1/2022 - 6/30/2023

The charts below display the Needs items from the CANS. The stacked columns represent the total number of episodes with an actionable rating on each item, and the number of those that improved.*

Mean number of months between CANS: 10.4 • Median number of months between CANS: 10.2

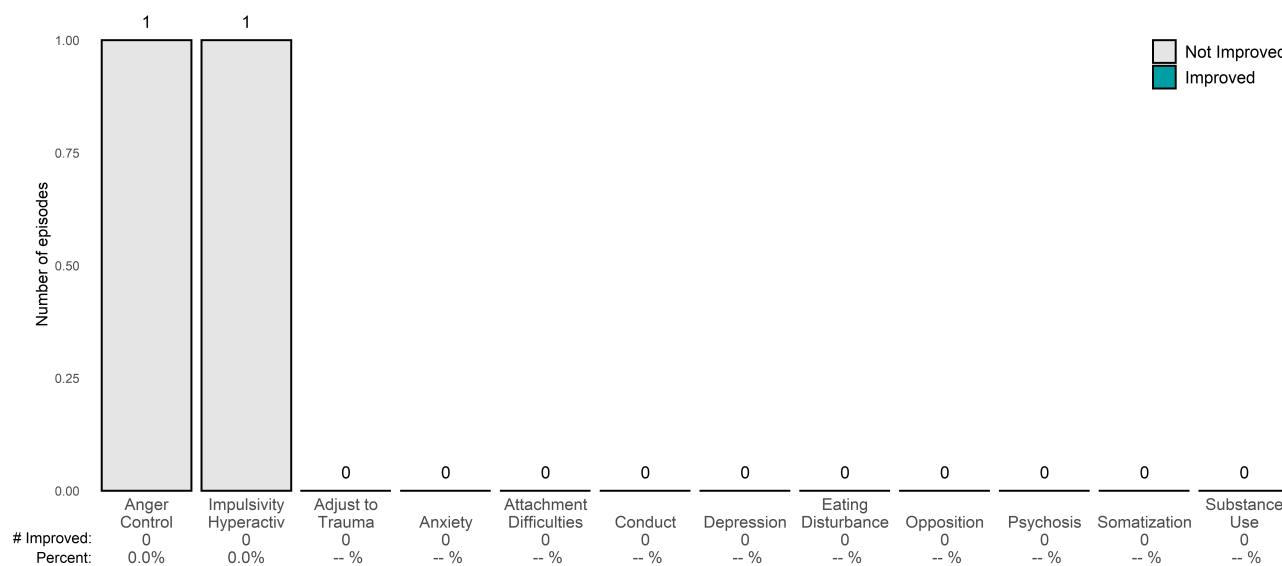
Number of CANS pairs with actionable items: 1 • Number of CANS pairs with improvement: 0

Number of CANS pairs without actionable items: 0 • Number of children/youth: 1

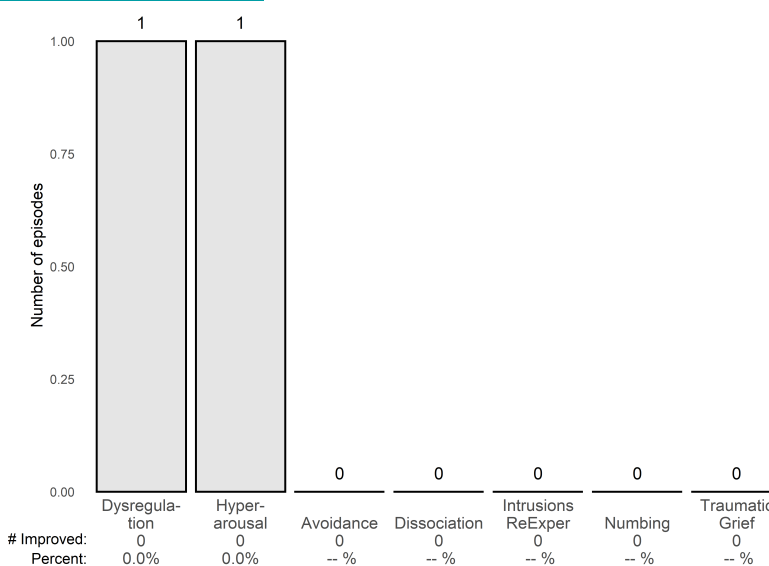
Percent of episodes improved on 50% or more of items: **0.0%**

Behavioral/Emotional Needs • 6 thru 20

CANS pairs for 6 thru 20: 1



Traumatic Stress Symptoms • 6 thru 20



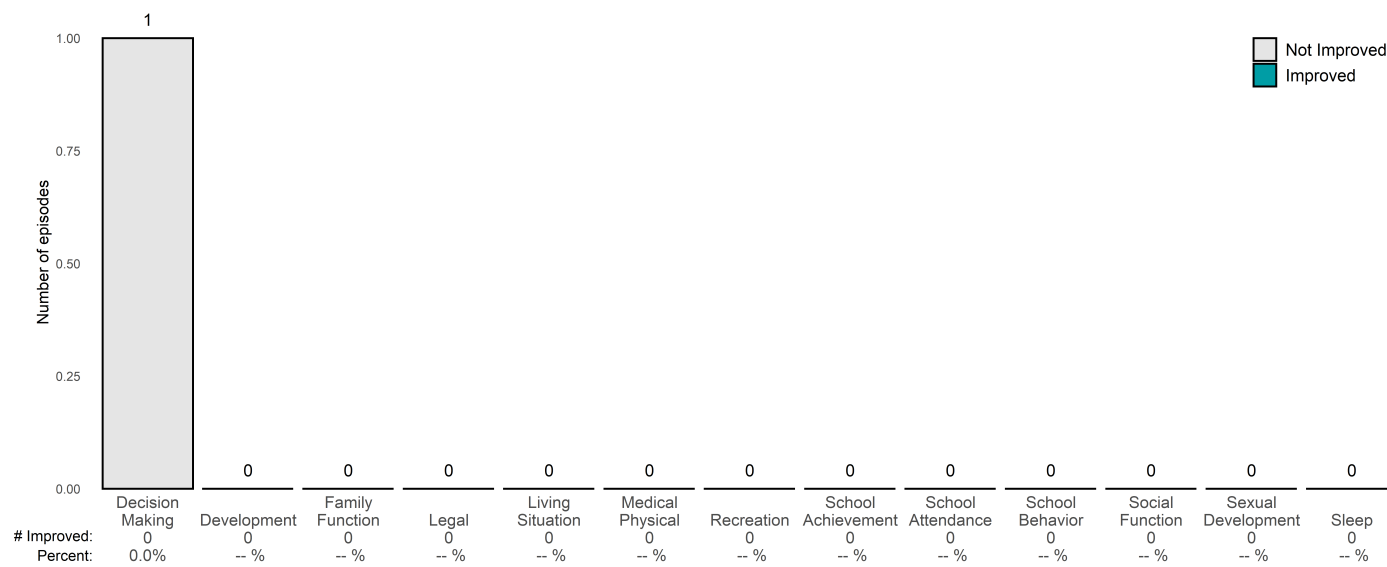
*The two most recent CANS are included for each child/youth episode, with the most recent CANS occurring during the reporting period. Only CANS with a minimum of 8 months of treatment between assessments are included. Actionable ratings are items rated as a 2 or a 3, and improvement is a decrease of 1 point or more.

OTTP SOAR (38KZ5)

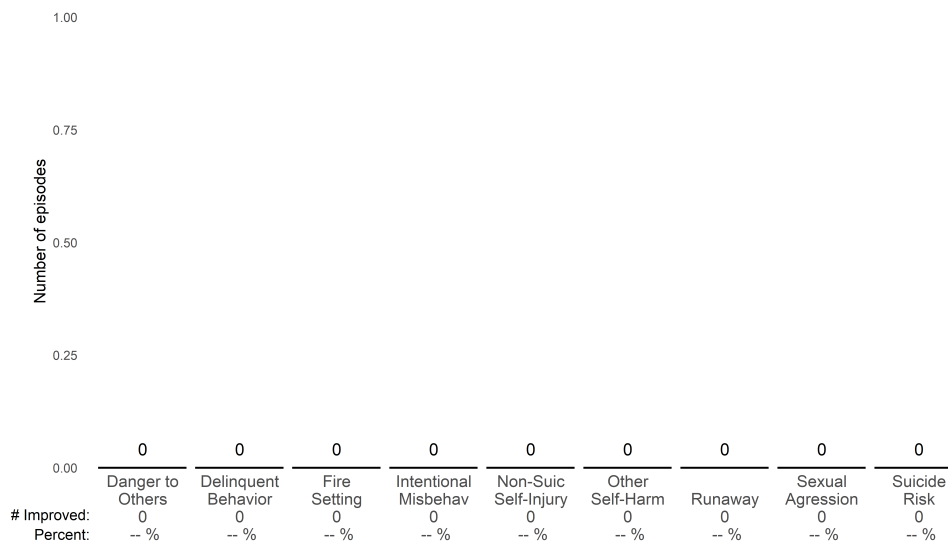
FY22-23 Q4 Performance Objective CYF-1 Needs Outcomes Item-Level Report

7/1/2022 - 6/30/2023

Impact on Functioning • 6 thru 20



Risk Behaviors • 6 thru 20



Richmond Area Multi-Services CYF (38947)

FY22-23 Q4 Performance Objective CYF-1 Needs Outcomes Item-Level Report

7/1/2022 - 6/30/2023

The charts below display the Needs items from the CANS. The stacked columns represent the total number of episodes with an actionable rating on each item, and the number of those that improved.*

Mean number of months between CANS: 11.1 • Median number of months between CANS: 11.2

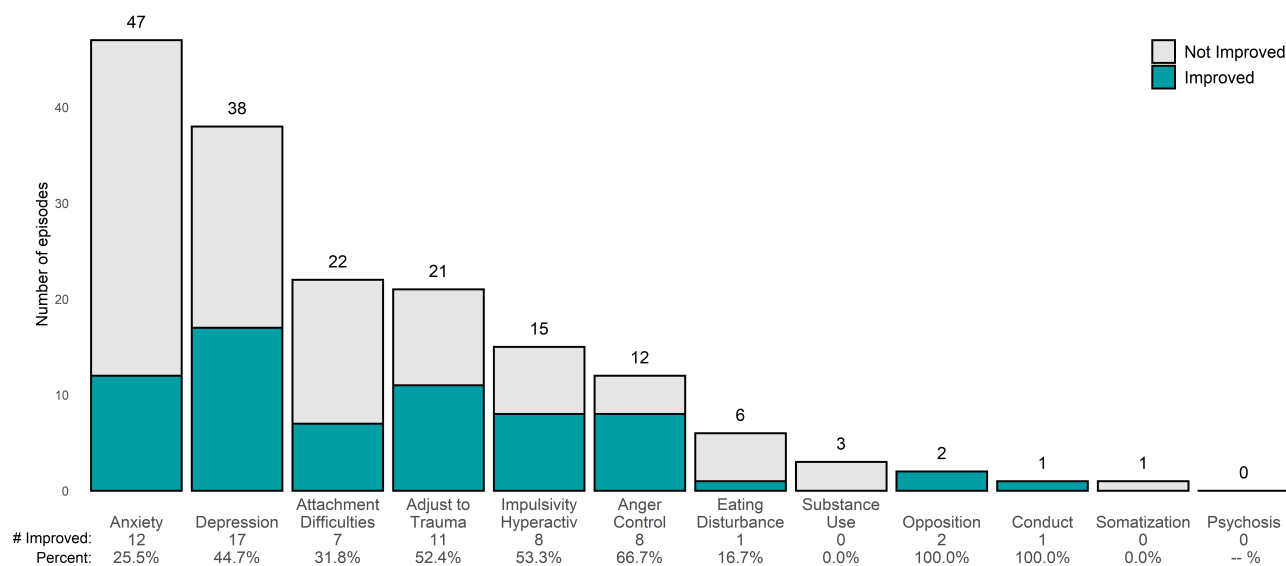
Number of CANS pairs with actionable items: 91 • Number of CANS pairs with improvement: 42

Number of CANS pairs without actionable items: 13 • Number of children/youth: 104

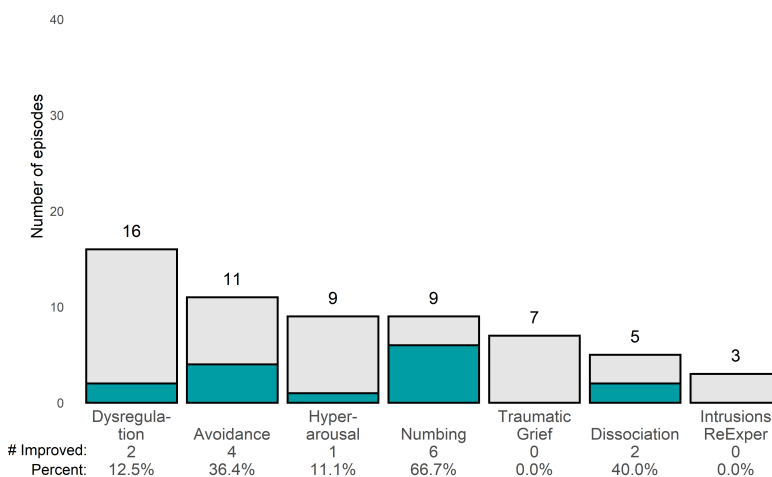
Percent of episodes improved on 50% or more of items: **46.2%**

Behavioral/Emotional Needs • 6 thru 20

CANS pairs for 6 thru 20: 91



Traumatic Stress Symptoms • 6 thru 20



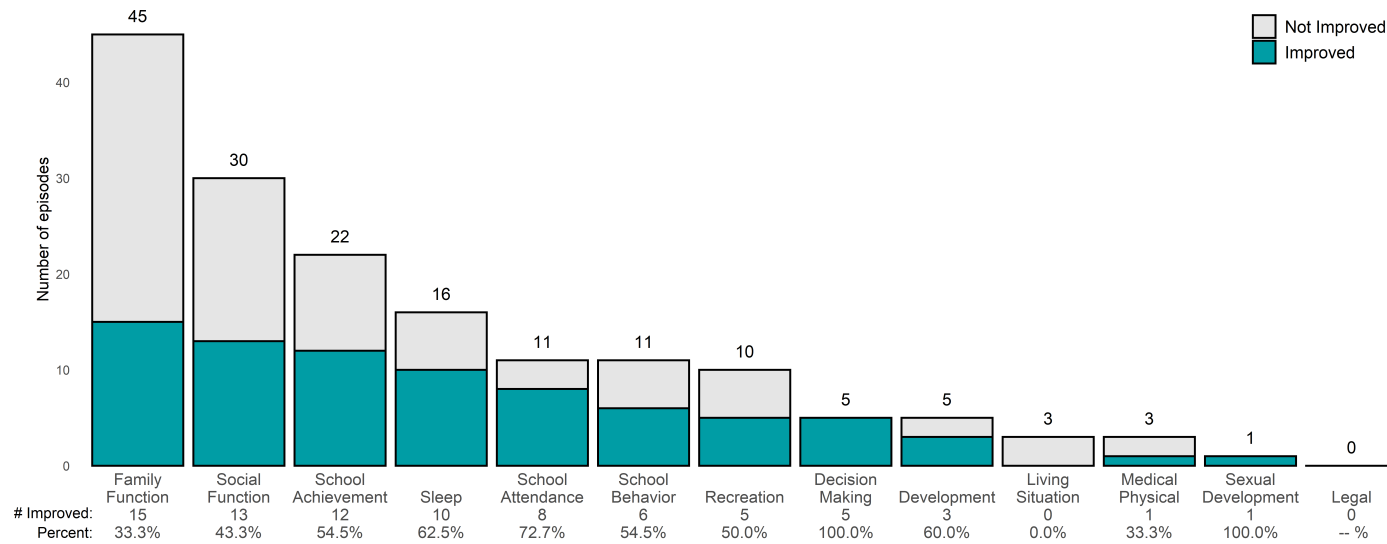
*The two most recent CANS are included for each child/youth episode, with the most recent CANS occurring during the reporting period. Only CANS with a minimum of 8 months of treatment between assessments are included. Actionable ratings are items rated as a 2 or a 3, and improvement is a decrease of 1 point or more.

Richmond Area Multi-Services CYF (38947)

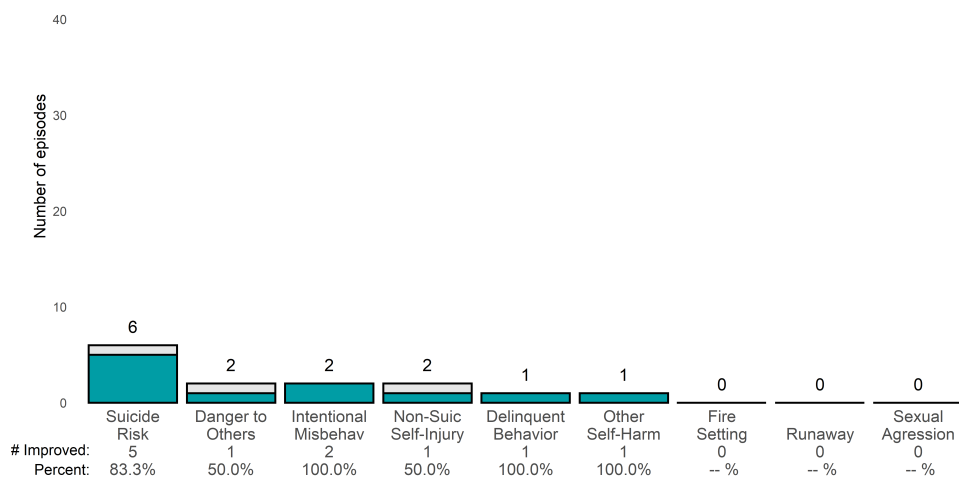
FY22-23 Q4 Performance Objective CYF-1 Needs Outcomes Item-Level Report

7/1/2022 - 6/30/2023

Impact on Functioning • 6 thru 20



Risk Behaviors • 6 thru 20



Richmond Area Multi-Services SED (3894SD)

FY22-23 Q4 Performance Objective CYF-1 Needs Outcomes Item-Level Report

7/1/2022 - 6/30/2023

The charts below display the Needs items from the CANS. The stacked columns represent the total number of episodes with an actionable rating on each item, and the number of those that improved.*

Mean number of months between CANS: 10.9 • Median number of months between CANS: 10.6

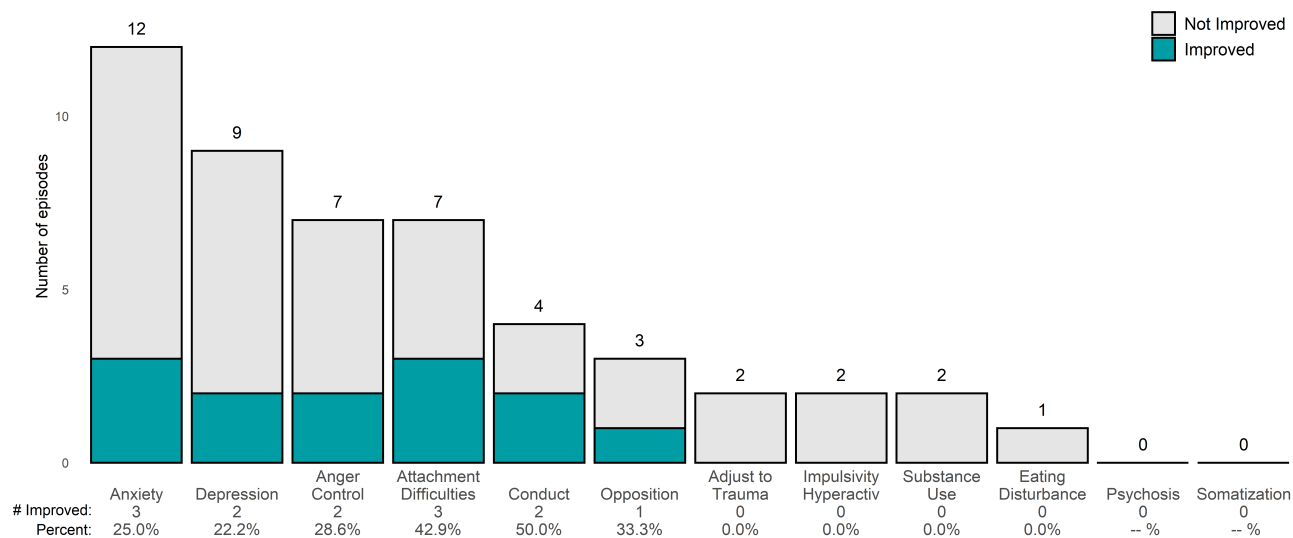
Number of CANS pairs with actionable items: 24 • Number of CANS pairs with improvement: 7

Number of CANS pairs without actionable items: 1 • Number of children/youth: 25

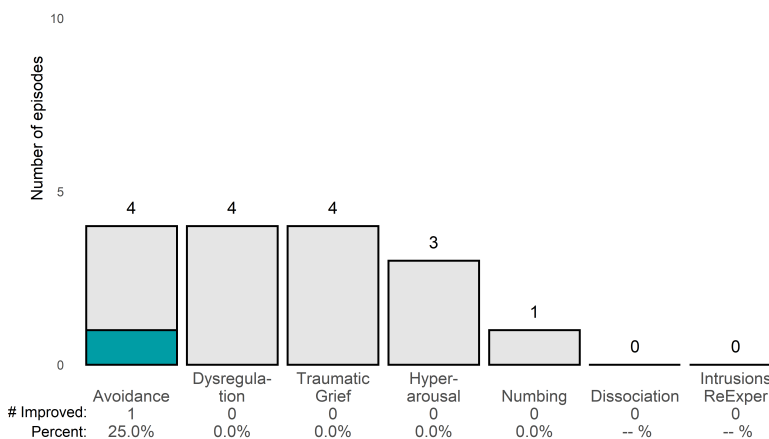
Percent of episodes improved on 50% or more of items: **29.2%**

Behavioral/Emotional Needs • 6 thru 20

CANS pairs for 6 thru 20: 24



Traumatic Stress Symptoms • 6 thru 20



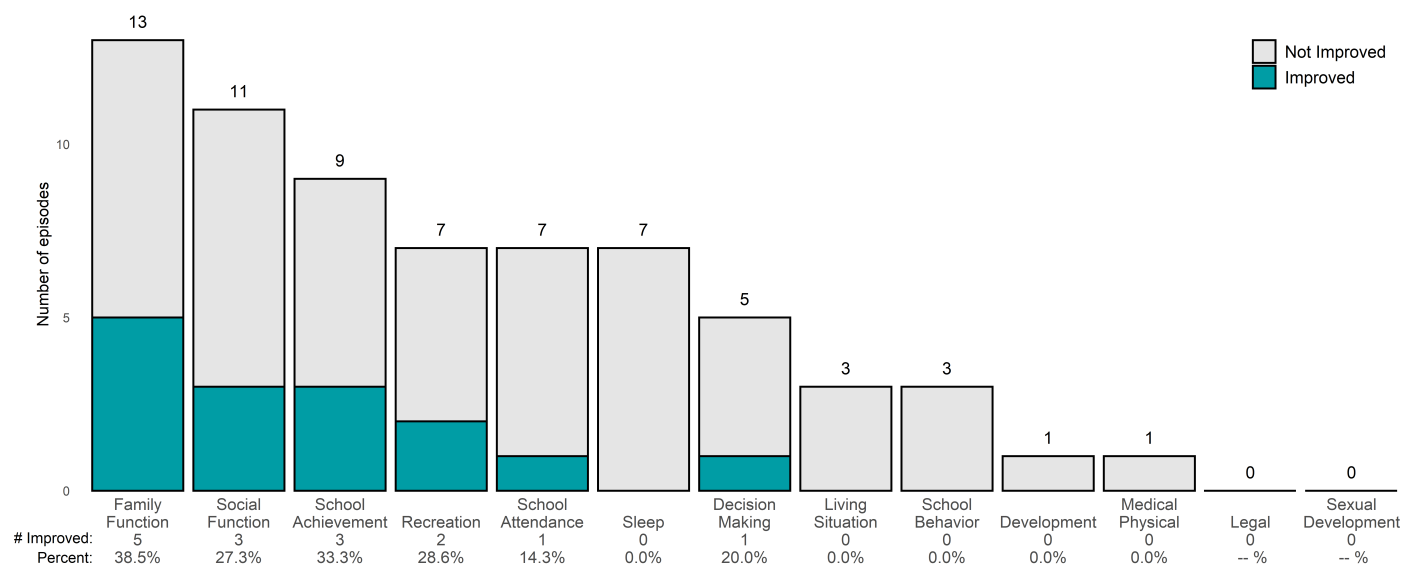
*The two most recent CANS are included for each child/youth episode, with the most recent CANS occurring during the reporting period. Only CANS with a minimum of 8 months of treatment between assessments are included. Actionable ratings are items rated as a 2 or a 3, and improvement is a decrease of 1 point or more.

Richmond Area Multi-Services SED (3894SD)

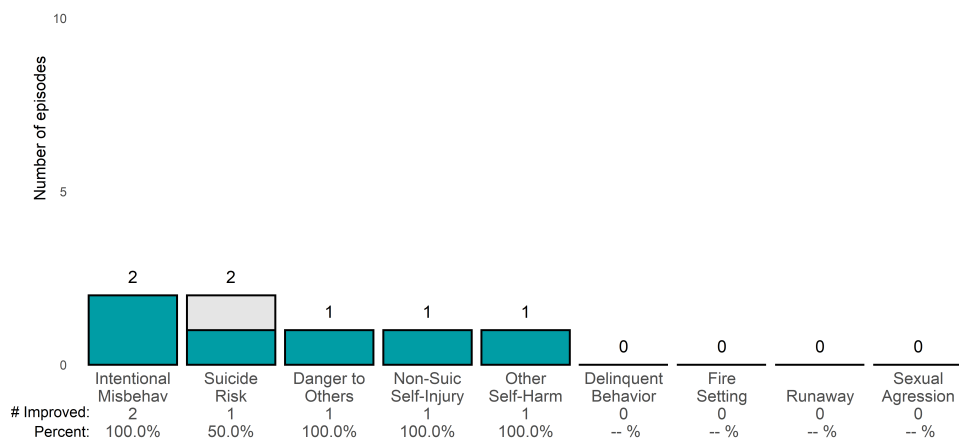
FY22-23 Q4 Performance Objective CYF-1 Needs Outcomes Item-Level Report

7/1/2022 - 6/30/2023

Impact on Functioning • 6 thru 20



Risk Behaviors • 6 thru 20



Richmond Area Multi-Services Wellness (38946)

FY22-23 Q4 Performance Objective CYF-1 Needs Outcomes Item-Level Report

7/1/2022 - 6/30/2023

The charts below display the Needs items from the CANS. The stacked columns represent the total number of episodes with an actionable rating on each item, and the number of those that improved.*

Mean number of months between CANS: 10.6 • Median number of months between CANS: 10.5

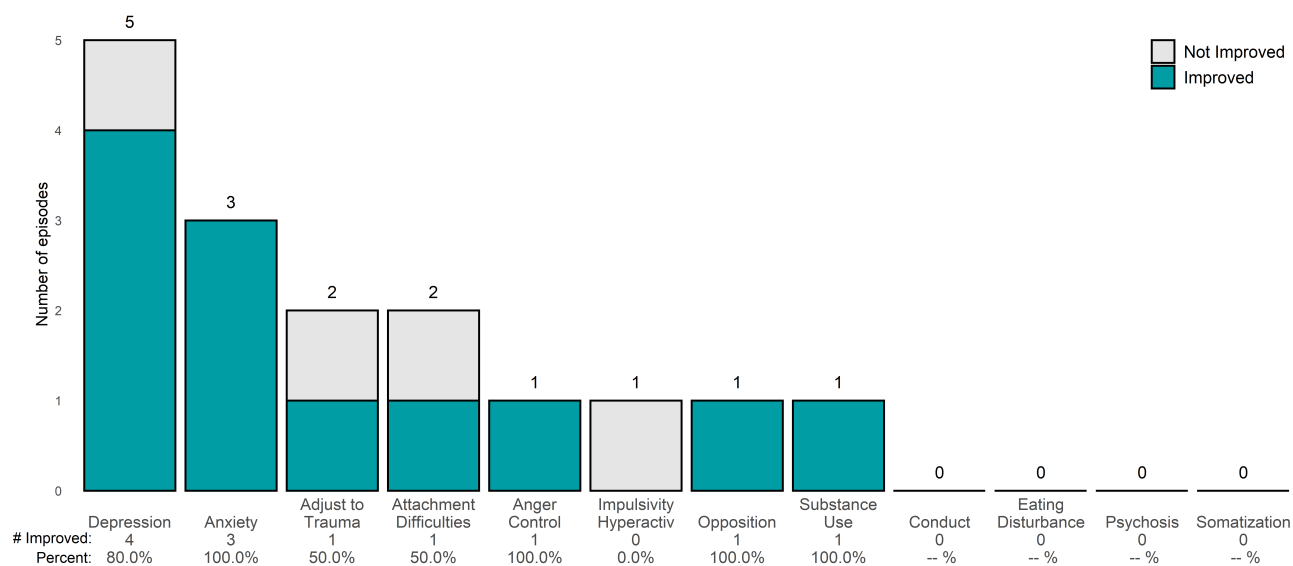
Number of CANS pairs with actionable items: 6 • Number of CANS pairs with improvement: 6

Number of CANS pairs without actionable items: 0 • Number of children/youth: 6

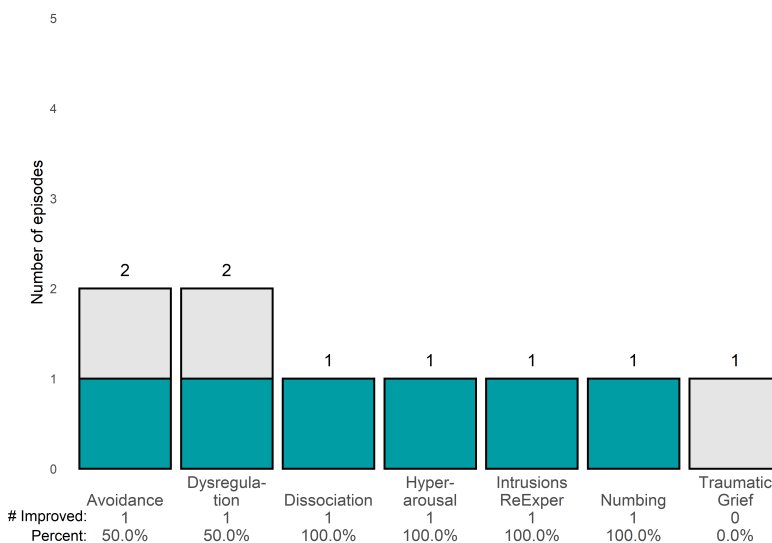
Percent of episodes improved on 50% or more of items: **100.0%**

Behavioral/Emotional Needs • 6 thru 20

CANS pairs for 6 thru 20: 6



Traumatic Stress Symptoms • 6 thru 20



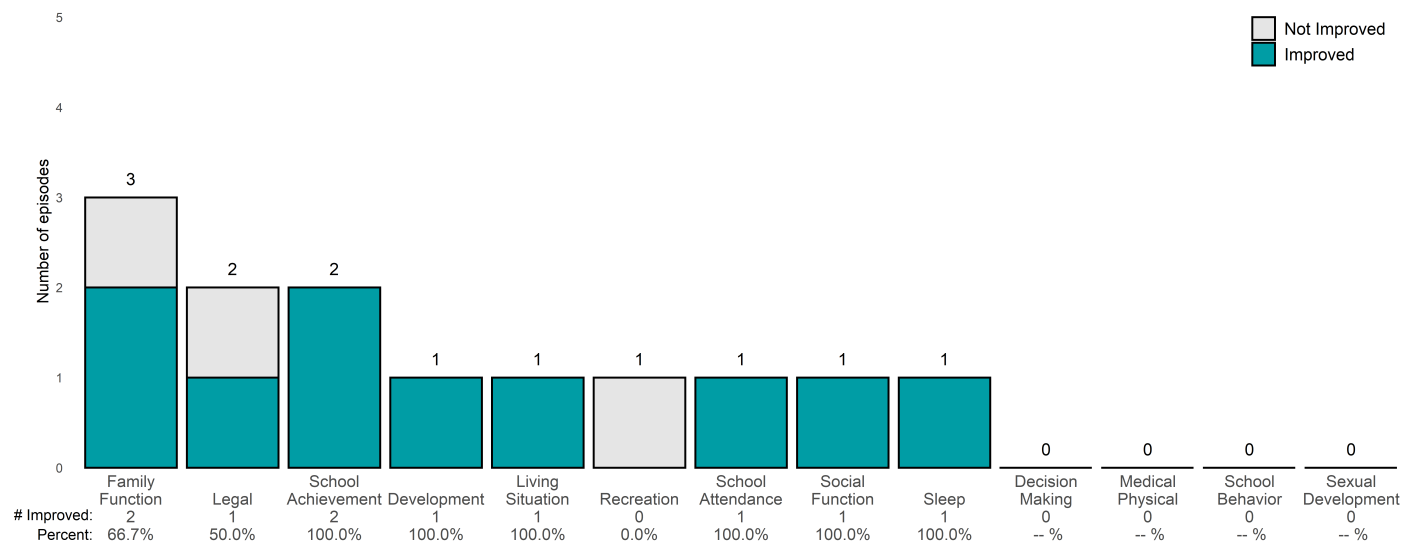
*The two most recent CANS are included for each child/youth episode, with the most recent CANS occurring during the reporting period. Only CANS with a minimum of 8 months of treatment between assessments are included. Actionable ratings are items rated as a 2 or a 3, and improvement is a decrease of 1 point or more.

Richmond Area Multi-Services Wellness (38946)

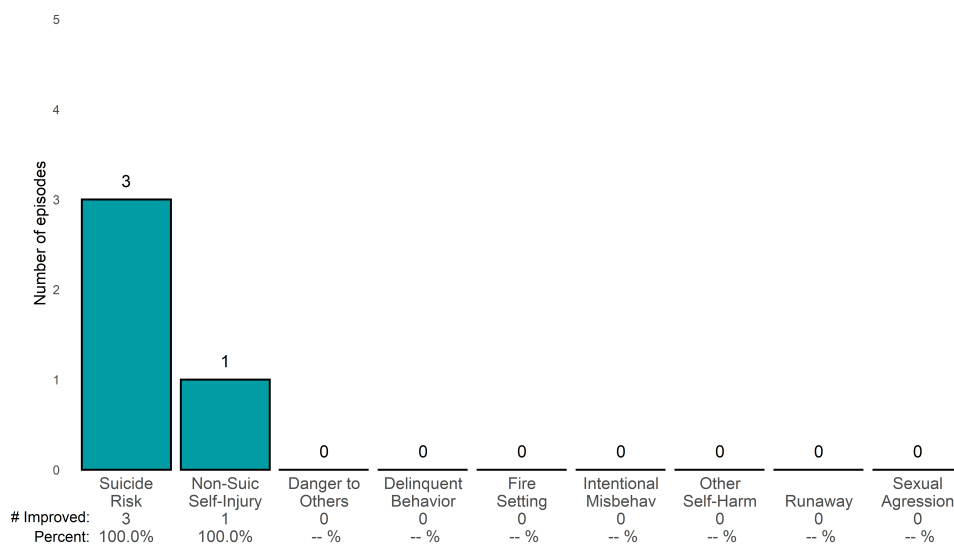
FY22-23 Q4 Performance Objective CYF-1 Needs Outcomes Item-Level Report

7/1/2022 - 6/30/2023

Impact on Functioning • 6 thru 20



Risk Behaviors • 6 thru 20



Safe and Sound (38HROP)

FY22-23 Q4 Performance Objective CYF-1 Needs Outcomes Item-Level Report

7/1/2022 - 6/30/2023

The charts below display the Needs items from the CANS. The stacked columns represent the total number of episodes with an actionable rating on each item, and the number of those that improved.*

Mean number of months between CANS: 19.3 • Median number of months between CANS: 19.3

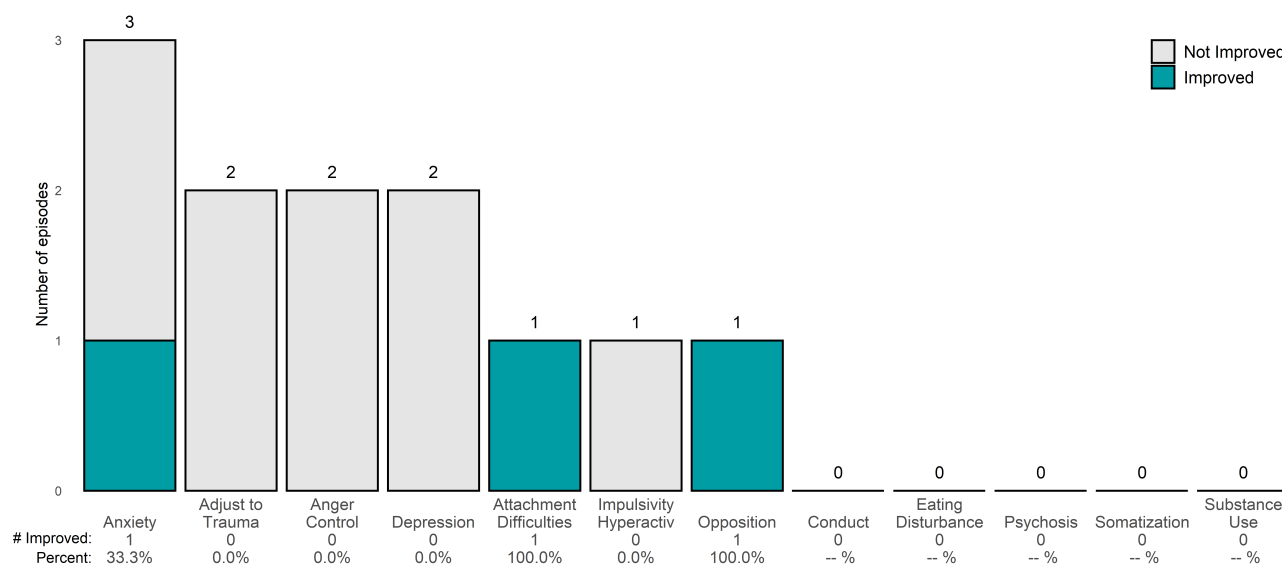
Number of CANS pairs with actionable items: 4 • Number of CANS pairs with improvement: 2

Number of CANS pairs without actionable items: 0 • Number of children/youth: 4

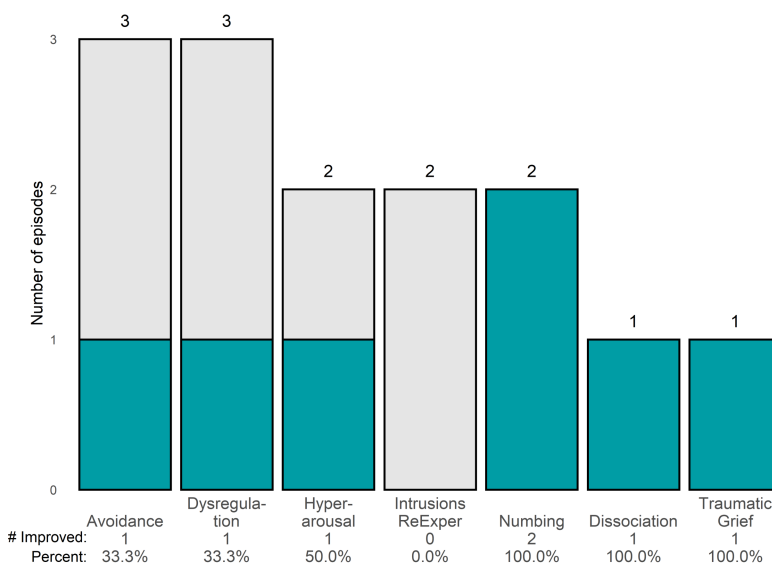
Percent of episodes improved on 50% or more of items: **50.0%**

Behavioral/Emotional Needs • 6 thru 20

CANS pairs for 6 thru 20: 3



Traumatic Stress Symptoms • 6 thru 20



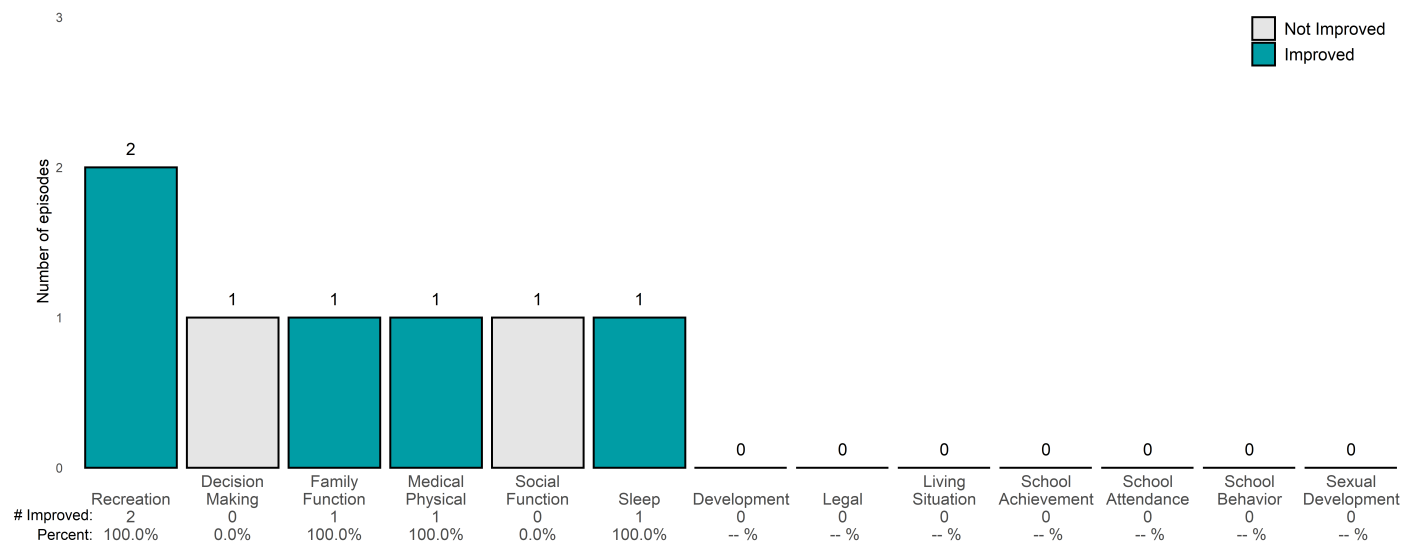
*The two most recent CANS are included for each child/youth episode, with the most recent CANS occurring during the reporting period. Only CANS with a minimum of 8 months of treatment between assessments are included. Actionable ratings are items rated as a 2 or a 3, and improvement is a decrease of 1 point or more.

Safe and Sound (38HROP)

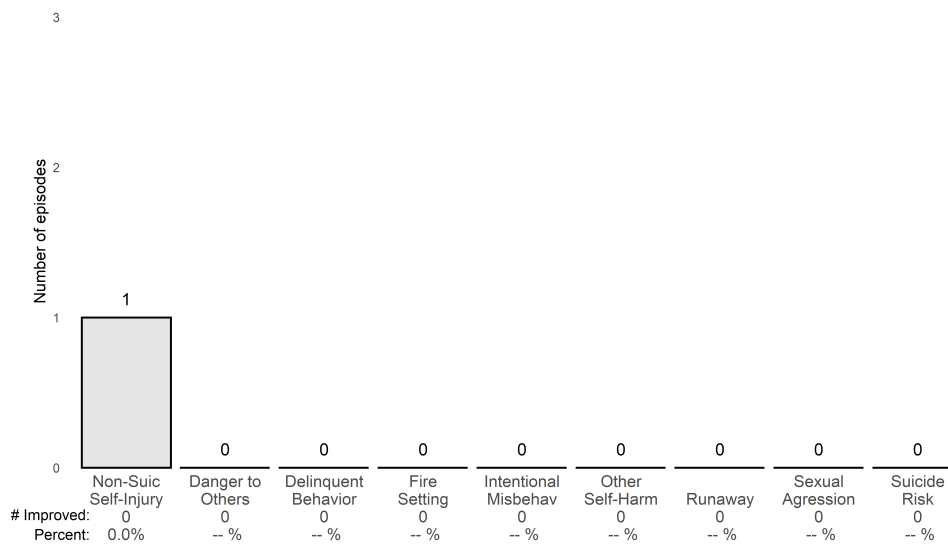
FY22-23 Q4 Performance Objective CYF-1 Needs Outcomes Item-Level Report

7/1/2022 - 6/30/2023

Impact on Functioning • 6 thru 20



Risk Behaviors • 6 thru 20



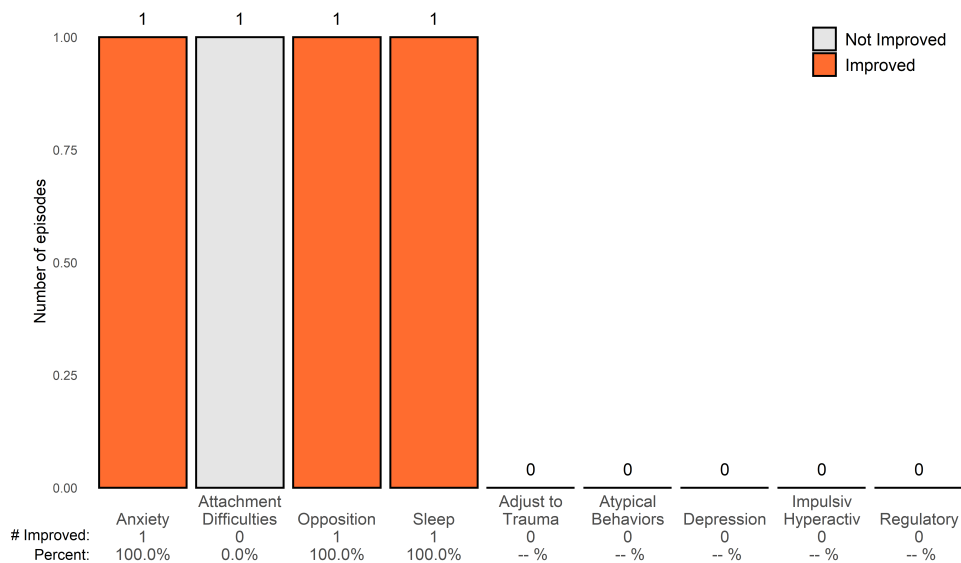
Safe and Sound (38HROP)

FY22-23 Q4 Performance Objective CYF-1 Needs Outcomes Item-Level Report

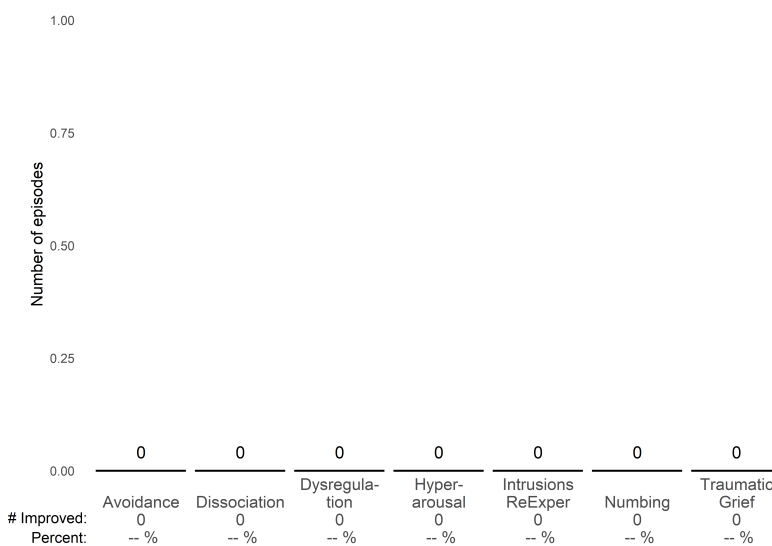
7/1/2022 - 6/30/2023

Behavioral/Emotional Needs • 0 thru 5

CANS pairs for 0 thru 5: 1



Traumatic Stress Symptoms • 0 thru 5

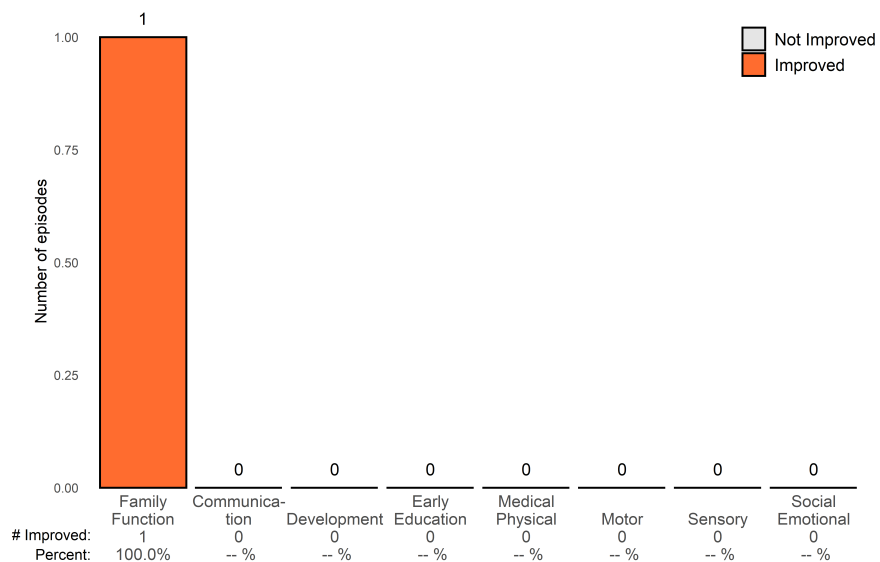


Safe and Sound (38HROP)


FY22-23 Q4 Performance Objective CYF-1 Needs Outcomes Item-Level Report

7/1/2022 - 6/30/2023

Impact on Functioning • 0 thru 5



Risk Behaviors • 0 thru 5



Seneca Compass Petaluma (38K7CO)

FY22-23 Q4 Performance Objective CYF-1 Needs Outcomes Item-Level Report

7/1/2022 - 6/30/2023

The charts below display the Needs items from the CANS. The stacked columns represent the total number of episodes with an actionable rating on each item, and the number of those that improved.*

Mean number of months between CANS: 9.7 • Median number of months between CANS: 9.3

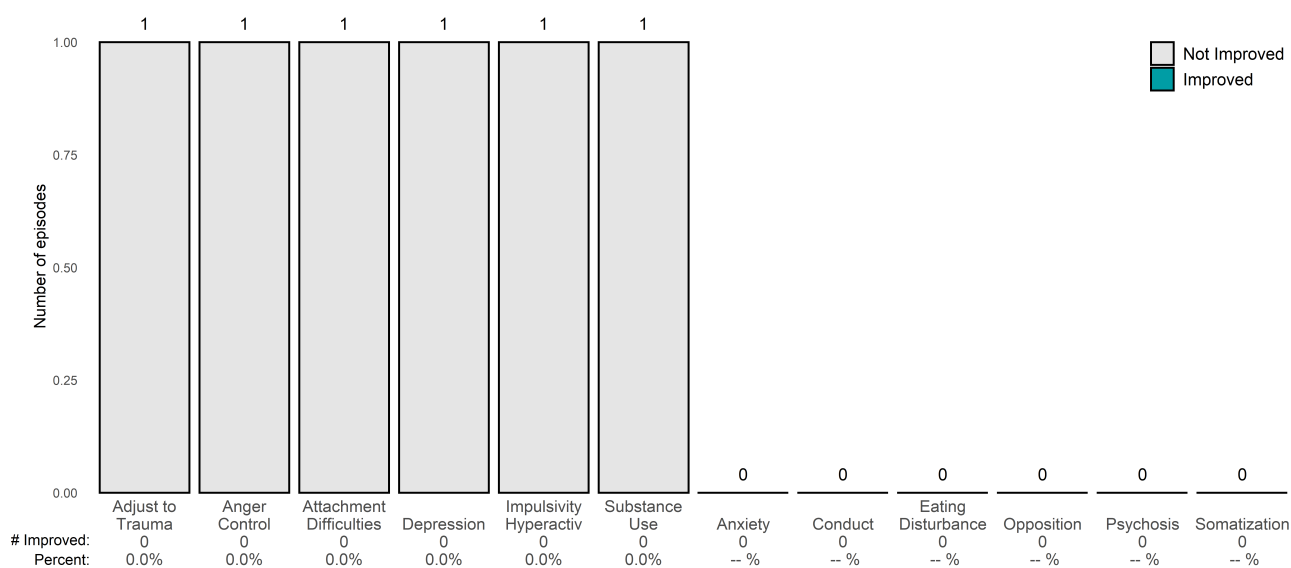
Number of CANS pairs with actionable items: 1 • Number of CANS pairs with improvement: 0

Number of CANS pairs without actionable items: 0 • Number of children/youth: 1

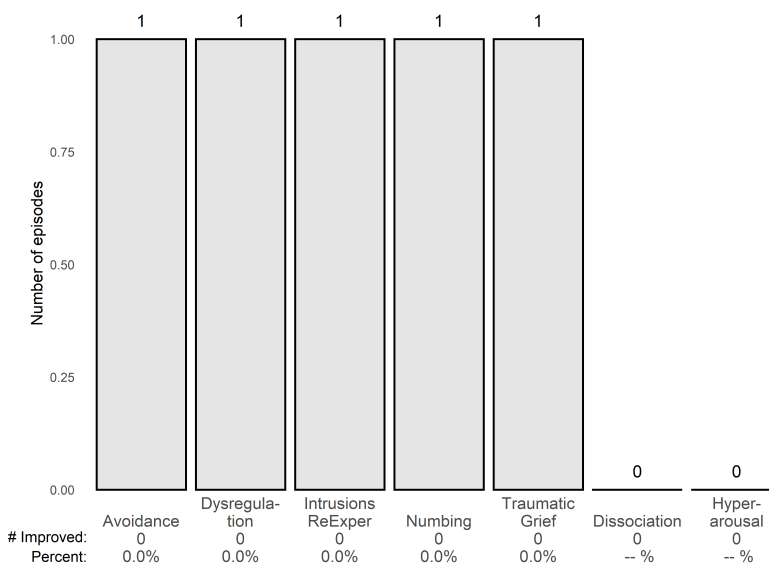
Percent of episodes improved on 50% or more of items: **0.0%**

Behavioral/Emotional Needs • 6 thru 20

CANS pairs for 6 thru 20: 1



Traumatic Stress Symptoms • 6 thru 20



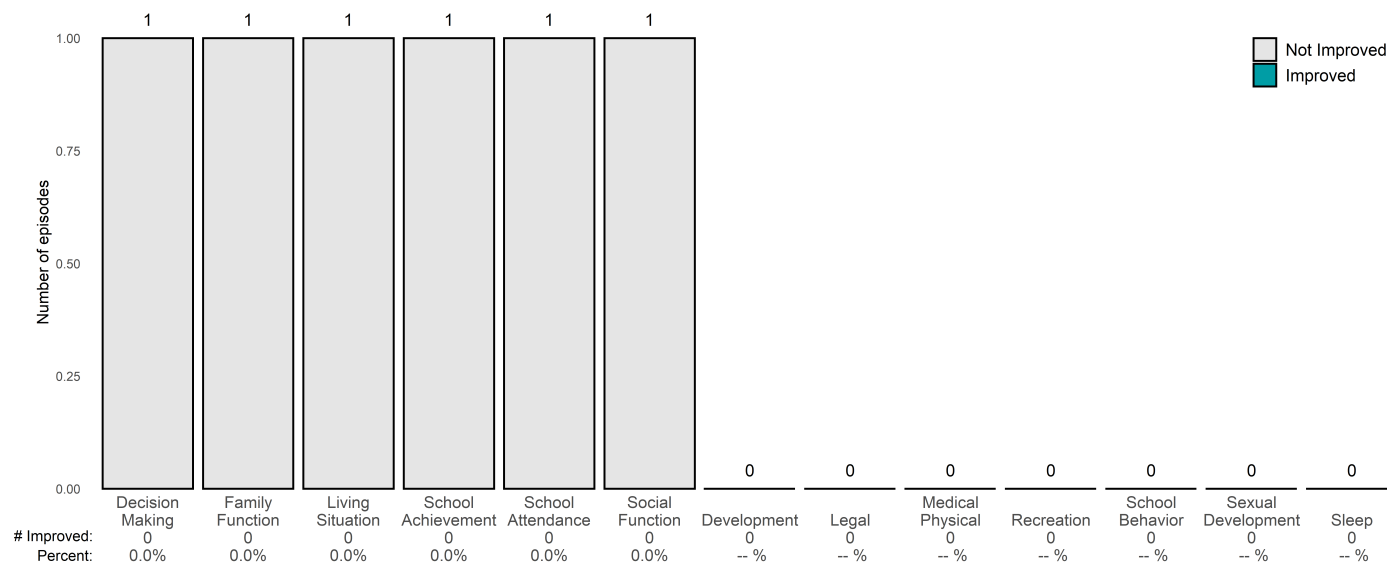
*The two most recent CANS are included for each child/youth episode, with the most recent CANS occurring during the reporting period. Only CANS with a minimum of 8 months of treatment between assessments are included. Actionable ratings are items rated as a 2 or a 3, and improvement is a decrease of 1 point or more.

Seneca Compass Petaluma (38K7CO)

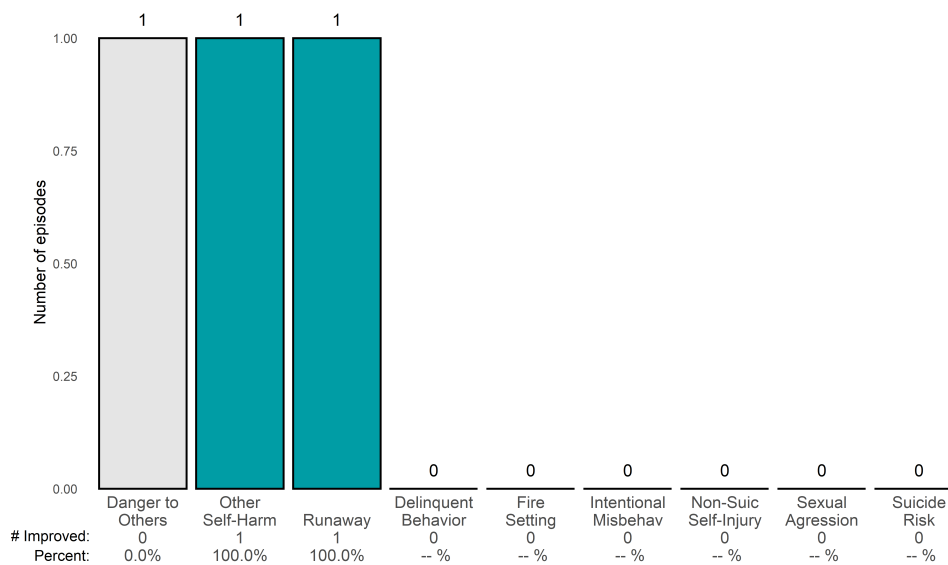
FY22-23 Q4 Performance Objective CYF-1 Needs Outcomes Item-Level Report

7/1/2022 - 6/30/2023

Impact on Functioning • 6 thru 20



Risk Behaviors • 6 thru 20



Seneca Connections (38CQ3)

FY22-23 Q4 Performance Objective CYF-1 Needs Outcomes Item-Level Report

7/1/2022 - 6/30/2023

The charts below display the Needs items from the CANS. The stacked columns represent the total number of episodes with an actionable rating on each item, and the number of those that improved.*

Mean number of months between CANS: 12.5 • Median number of months between CANS: 12.5

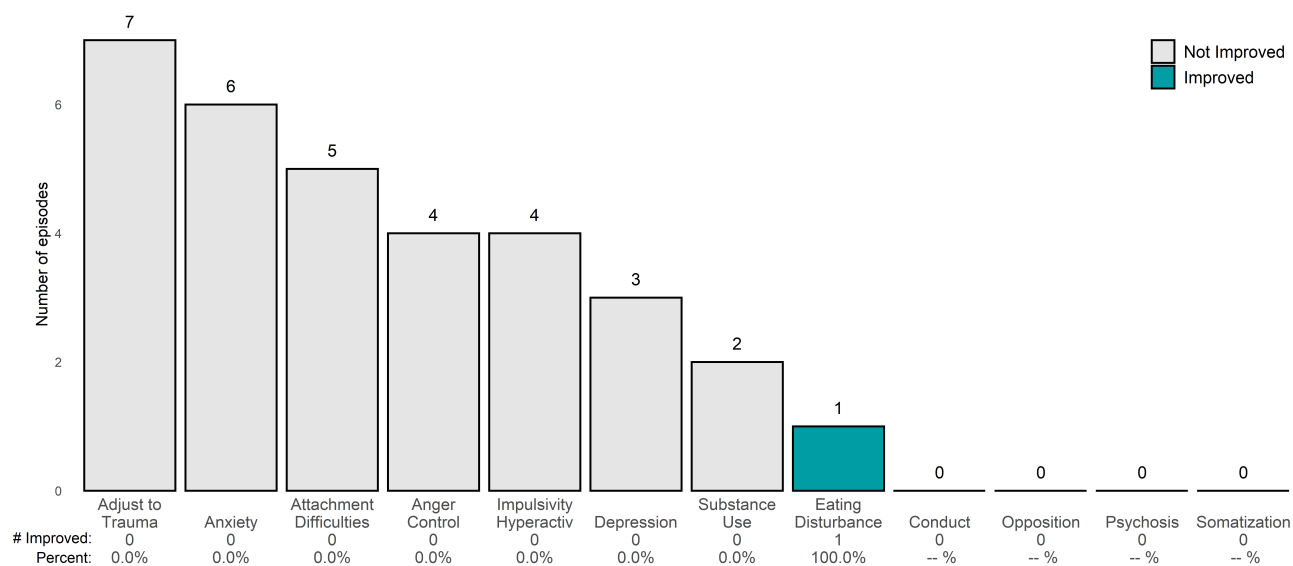
Number of CANS pairs with actionable items: 7 • Number of CANS pairs with improvement: 0

Number of CANS pairs without actionable items: 0 • Number of children/youth: 7

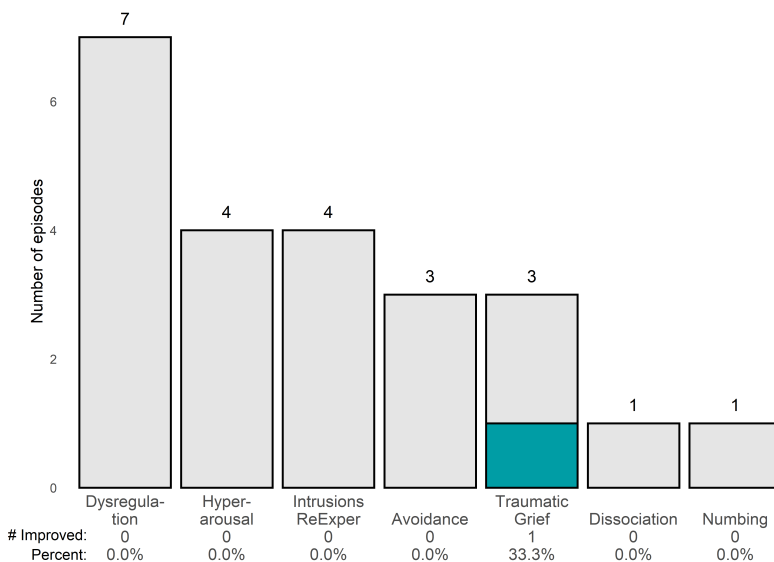
Percent of episodes improved on 50% or more of items: **0.0%**

Behavioral/Emotional Needs • 6 thru 20

CANS pairs for 6 thru 20: 7



Traumatic Stress Symptoms • 6 thru 20



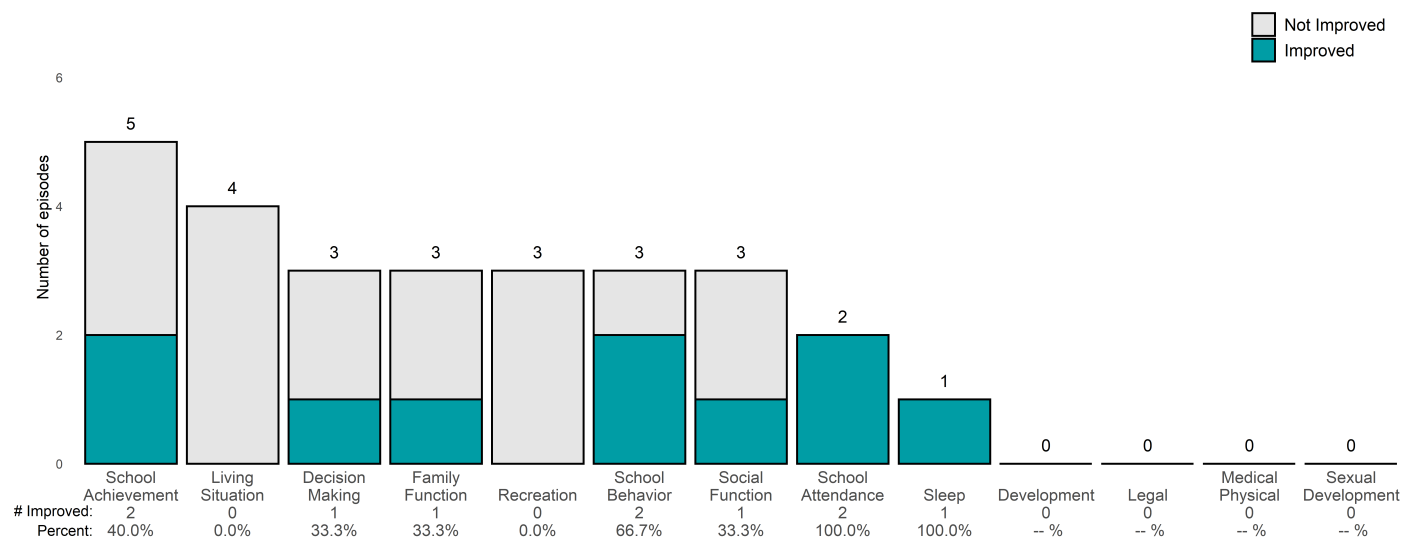
*The two most recent CANS are included for each child/youth episode, with the most recent CANS occurring during the reporting period. Only CANS with a minimum of 8 months of treatment between assessments are included. Actionable ratings are items rated as a 2 or a 3, and improvement is a decrease of 1 point or more.

Seneca Connections (38CQ3)

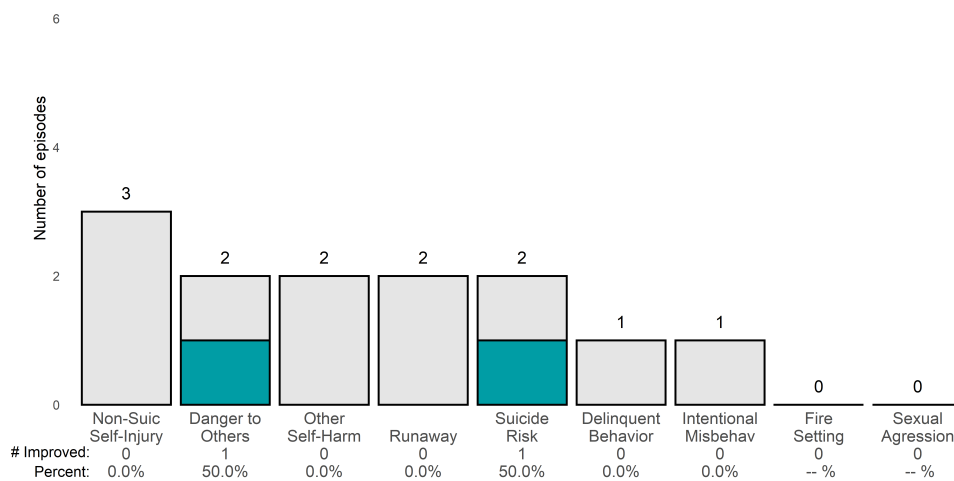
FY22-23 Q4 Performance Objective CYF-1 Needs Outcomes Item-Level Report

7/1/2022 - 6/30/2023

Impact on Functioning • 6 thru 20



Risk Behaviors • 6 thru 20



Seneca DBT (38KTD)

FY22-23 Q4 Performance Objective CYF-1 Needs Outcomes Item-Level Report

7/1/2022 - 6/30/2023

The charts below display the Needs items from the CANS. The stacked columns represent the total number of episodes with an actionable rating on each item, and the number of those that improved.*

Mean number of months between CANS: 12.1 • Median number of months between CANS: 12.2

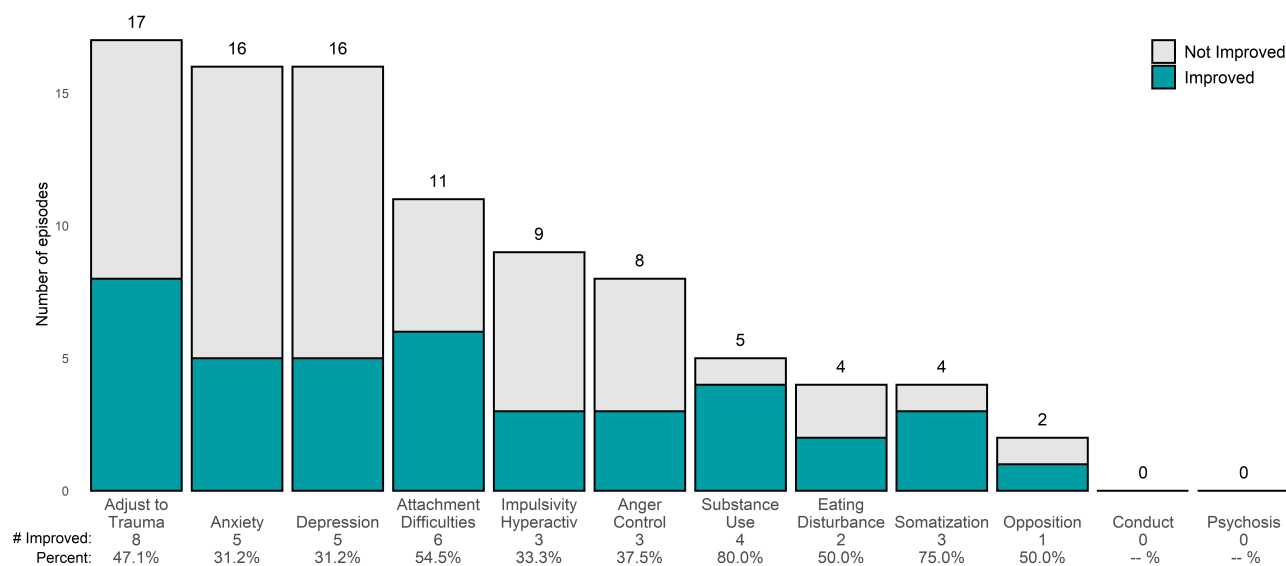
Number of CANS pairs with actionable items: 27 • Number of CANS pairs with improvement: 12

Number of CANS pairs without actionable items: 1 • Number of children/youth: 28

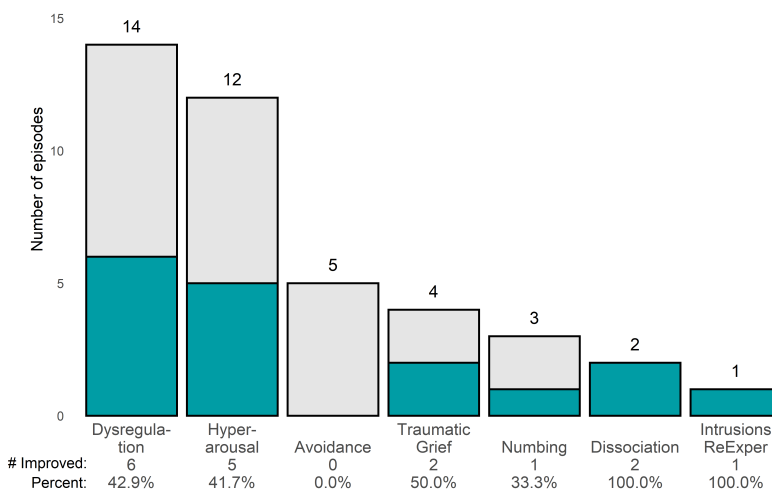
Percent of episodes improved on 50% or more of items: **44.4%**

Behavioral/Emotional Needs • 6 thru 20

CANS pairs for 6 thru 20: 27



Traumatic Stress Symptoms • 6 thru 20



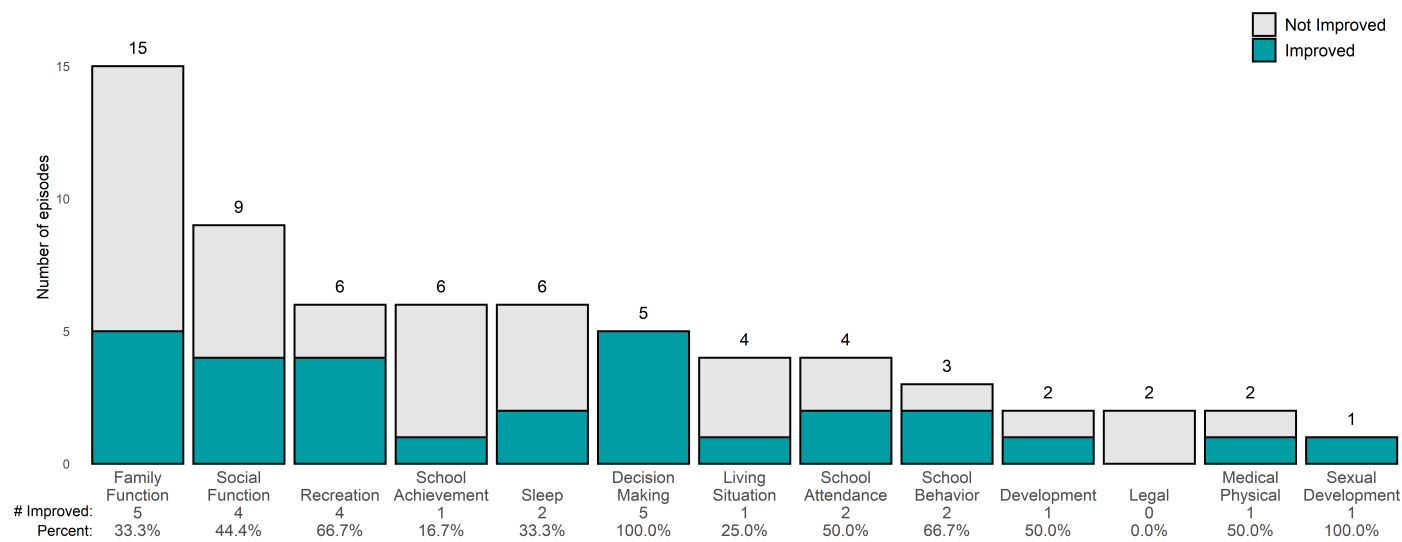
*The two most recent CANS are included for each child/youth episode, with the most recent CANS occurring during the reporting period. Only CANS with a minimum of 8 months of treatment between assessments are included. Actionable ratings are items rated as a 2 or a 3, and improvement is a decrease of 1 point or more.

Seneca DBT (38KTDT)

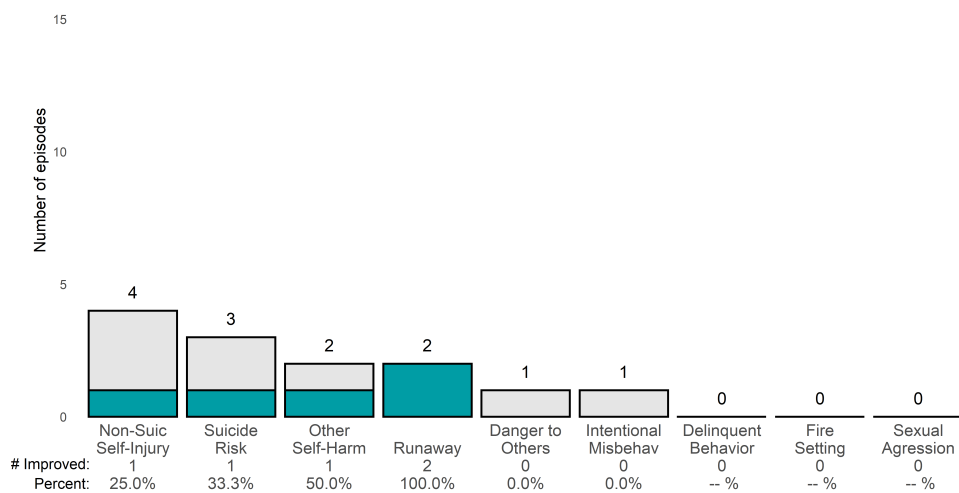
FY22-23 Q4 Performance Objective CYF-1 Needs Outcomes Item-Level Report

7/1/2022 - 6/30/2023

Impact on Functioning • 6 thru 20



Risk Behaviors • 6 thru 20



Seneca ITFC (38CQ6)

FY22-23 Q4 Performance Objective CYF-1 Needs Outcomes Item-Level Report

7/1/2022 - 6/30/2023

The charts below display the Needs items from the CANS. The stacked columns represent the total number of episodes with an actionable rating on each item, and the number of those that improved.*

Mean number of months between CANS: 11.1 • Median number of months between CANS: 11.1

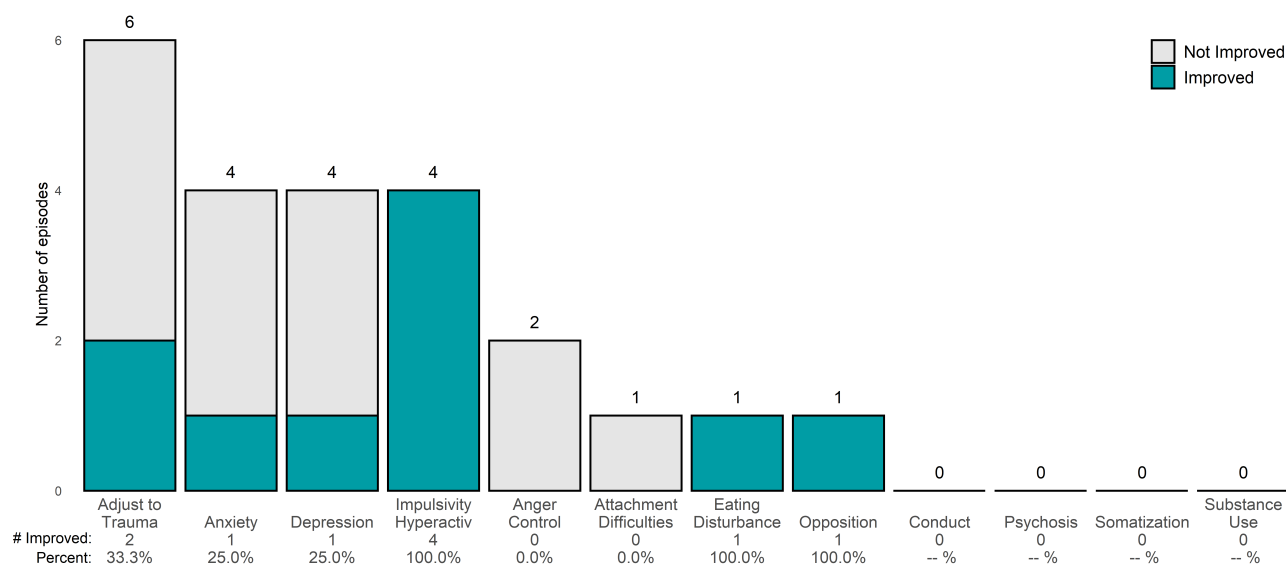
Number of CANS pairs with actionable items: 7 • Number of CANS pairs with improvement: 3

Number of CANS pairs without actionable items: 0 • Number of children/youth: 7

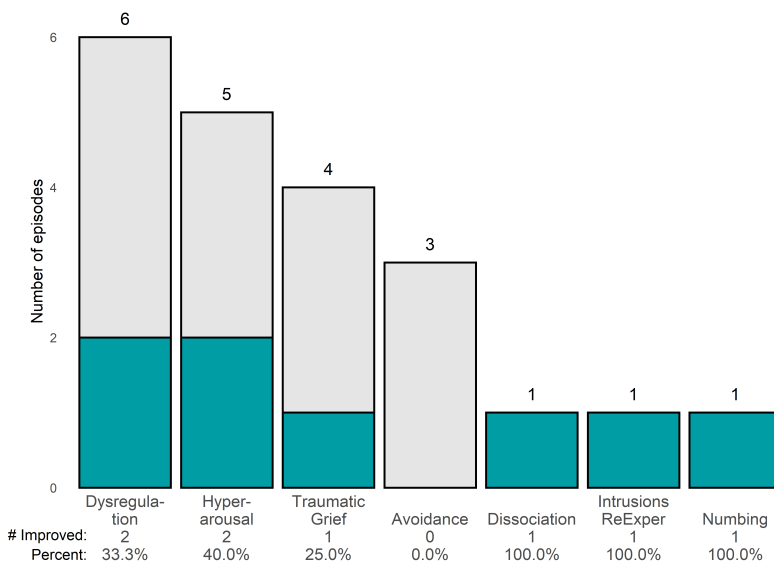
Percent of episodes improved on 50% or more of items: **42.9%**

Behavioral/Emotional Needs • 6 thru 20

CANS pairs for 6 thru 20: 7



Traumatic Stress Symptoms • 6 thru 20



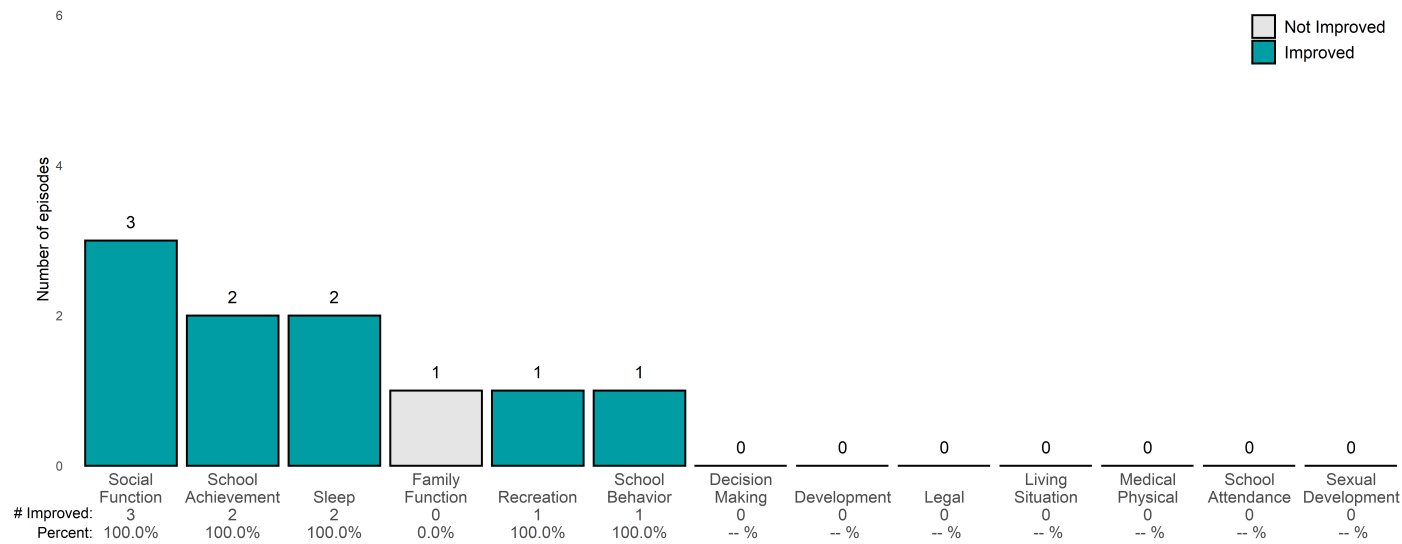
*The two most recent CANS are included for each child/youth episode, with the most recent CANS occurring during the reporting period. Only CANS with a minimum of 8 months of treatment between assessments are included. Actionable ratings are items rated as a 2 or a 3, and improvement is a decrease of 1 point or more.

Seneca ITFC (38CQ6)

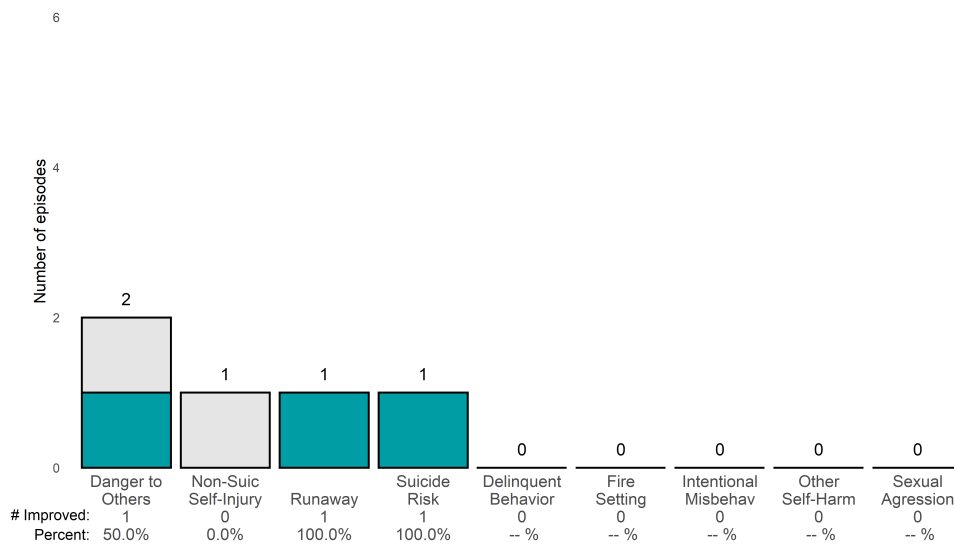
FY22-23 Q4 Performance Objective CYF-1 Needs Outcomes Item-Level Report

7/1/2022 - 6/30/2023

Impact on Functioning • 6 thru 20



Risk Behaviors • 6 thru 20



Seneca James Baldwin Academy (8980OP)

FY22-23 Q4 Performance Objective CYF-1 Needs Outcomes Item-Level Report

7/1/2022 - 6/30/2023

The charts below display the Needs items from the CANS. The stacked columns represent the total number of episodes with an actionable rating on each item, and the number of those that improved.*

Mean number of months between CANS: 11.0 • Median number of months between CANS: 11.0

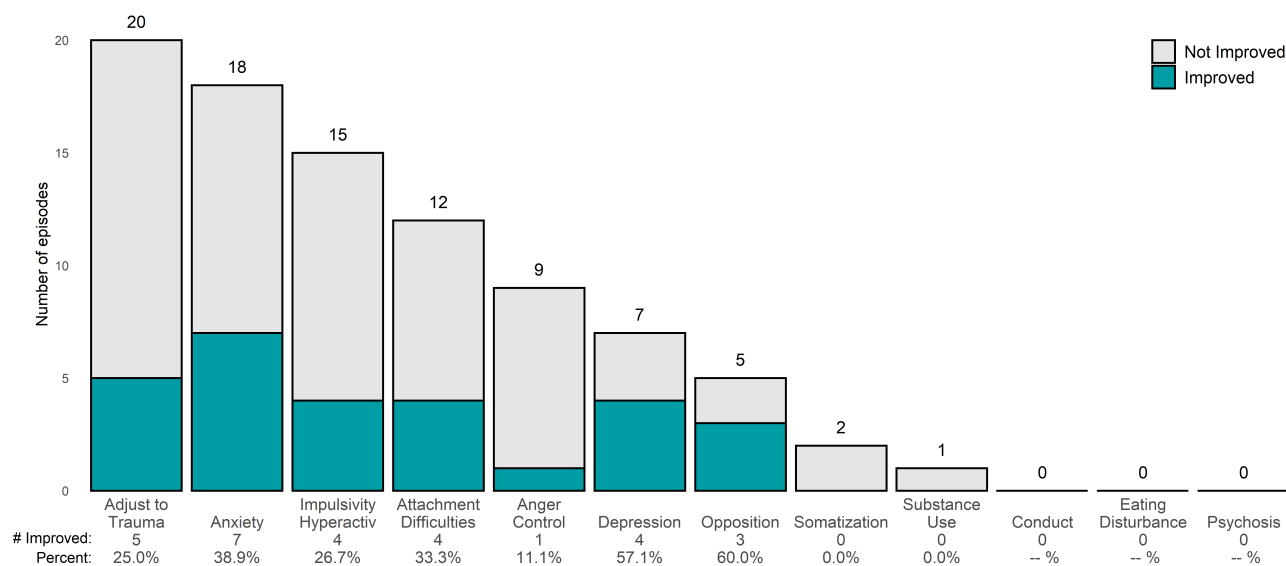
Number of CANS pairs with actionable items: 34 • Number of CANS pairs with improvement: 12

Number of CANS pairs without actionable items: 0 • Number of children/youth: 34

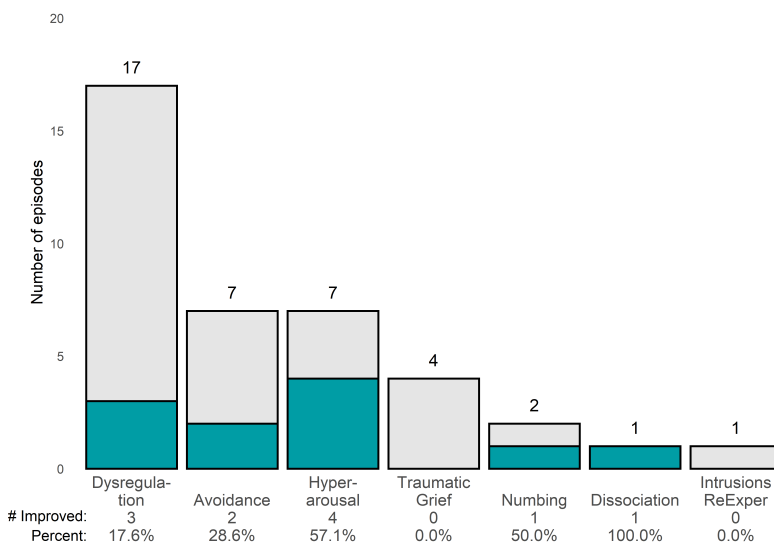
Percent of episodes improved on 50% or more of items: **35.3%**

Behavioral/Emotional Needs • 6 thru 20

CANS pairs for 6 thru 20: 34



Traumatic Stress Symptoms • 6 thru 20



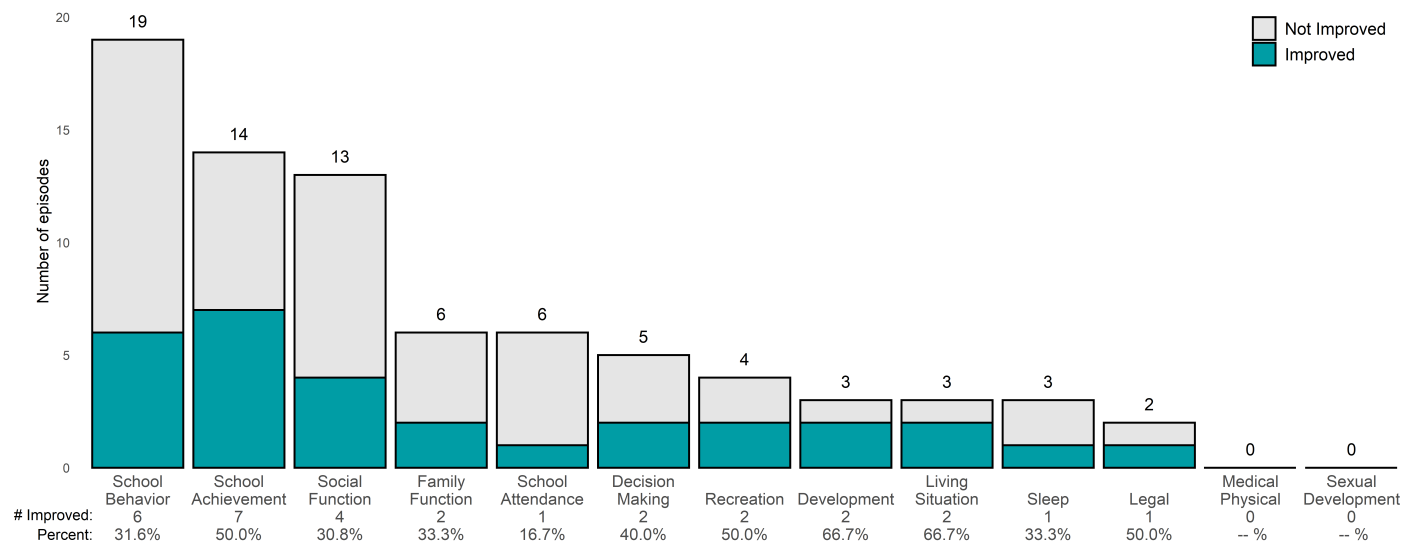
*The two most recent CANS are included for each child/youth episode, with the most recent CANS occurring during the reporting period. Only CANS with a minimum of 8 months of treatment between assessments are included. Actionable ratings are items rated as a 2 or a 3, and improvement is a decrease of 1 point or more.

Seneca James Baldwin Academy (8980OP)

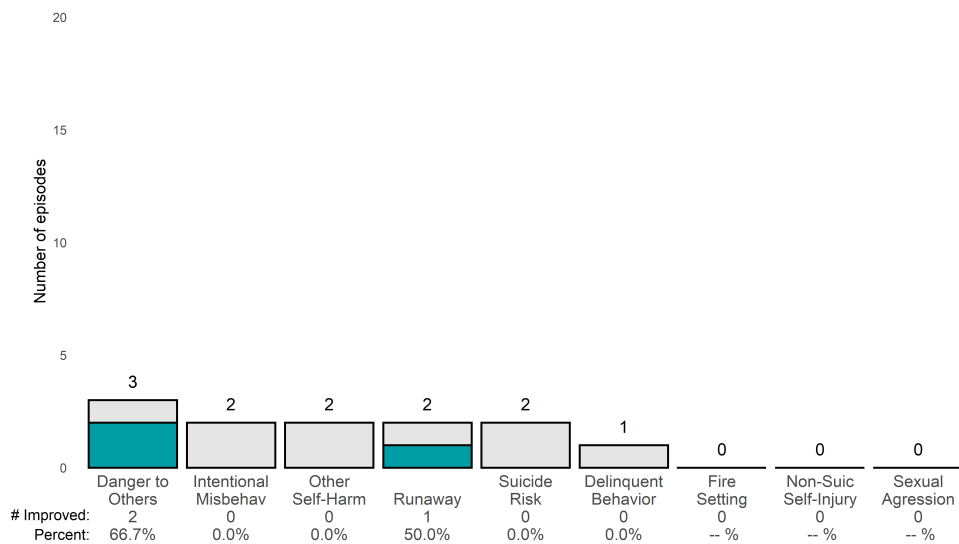
FY22-23 Q4 Performance Objective CYF-1 Needs Outcomes Item-Level Report

7/1/2022 - 6/30/2023

Impact on Functioning • 6 thru 20



Risk Behaviors • 6 thru 20



Seneca Wraparound (38CQ4)

FY22-23 Q4 Performance Objective CYF-1 Needs Outcomes Item-Level Report

7/1/2022 - 6/30/2023

The charts below display the Needs items from the CANS. The stacked columns represent the total number of episodes with an actionable rating on each item, and the number of those that improved.*

Mean number of months between CANS: 12.1 • Median number of months between CANS: 11.9

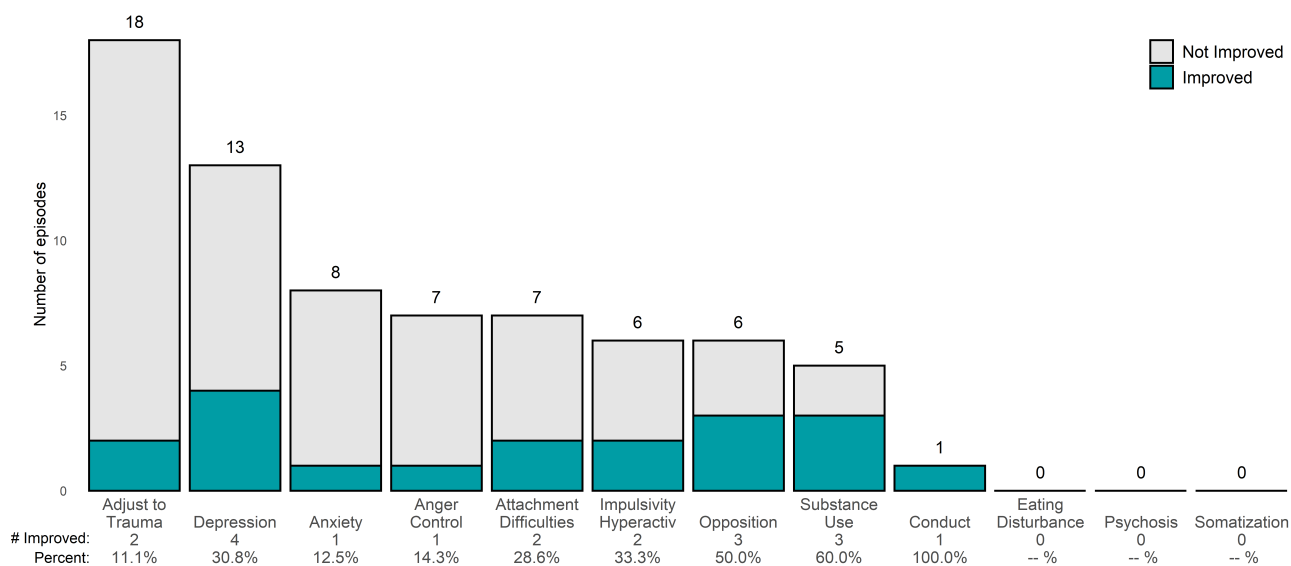
Number of CANS pairs with actionable items: 23 • Number of CANS pairs with improvement: 7

Number of CANS pairs without actionable items: 0 • Number of children/youth: 23

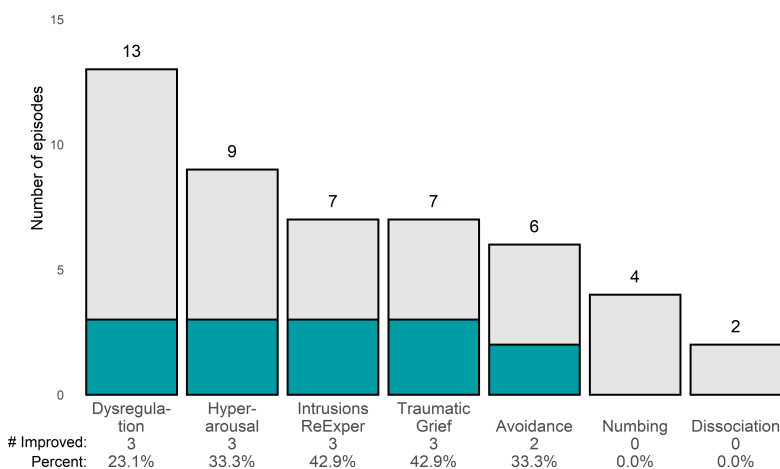
Percent of episodes improved on 50% or more of items: **30.4%**

Behavioral/Emotional Needs • 6 thru 20

CANS pairs for 6 thru 20: 23



Traumatic Stress Symptoms • 6 thru 20



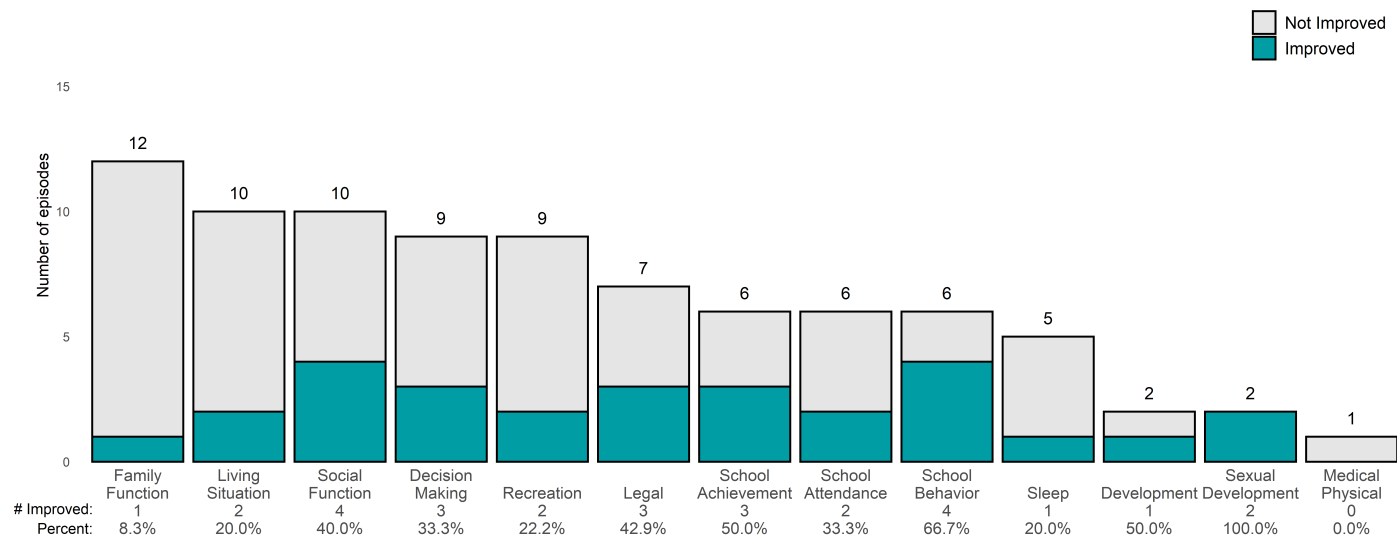
*The two most recent CANS are included for each child/youth episode, with the most recent CANS occurring during the reporting period. Only CANS with a minimum of 8 months of treatment between assessments are included. Actionable ratings are items rated as a 2 or a 3, and improvement is a decrease of 1 point or more.

Seneca Wraparound (38CQ4)

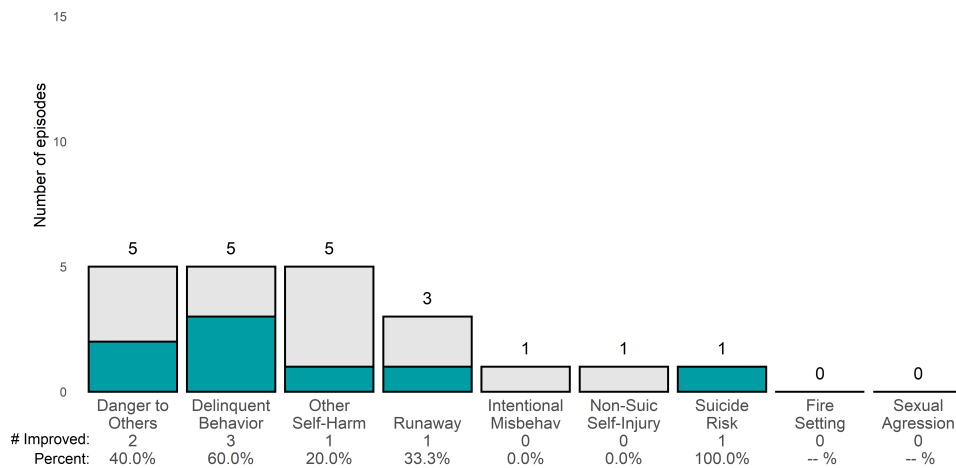
FY22-23 Q4 Performance Objective CYF-1 Needs Outcomes Item-Level Report

7/1/2022 - 6/30/2023

Impact on Functioning • 6 thru 20



Risk Behaviors • 6 thru 20



SF Boys and Girls Shelter MH OP (38GC3)

FY22-23 Q4 Performance Objective CYF-1 Needs Outcomes Item-Level Report

7/1/2022 - 6/30/2023

The charts below display the Needs items from the CANS. The stacked columns represent the total number of episodes with an actionable rating on each item, and the number of those that improved.*

Mean number of months between CANS: 11.7 • Median number of months between CANS: 11.1

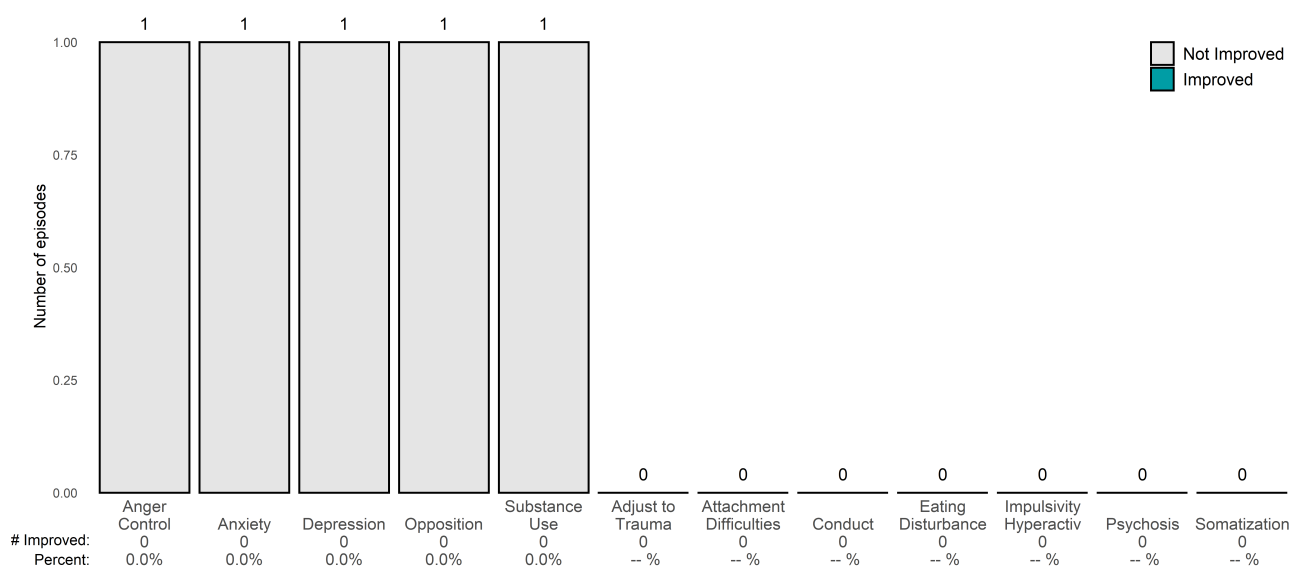
Number of CANS pairs with actionable items: 1 • Number of CANS pairs with improvement: 0

Number of CANS pairs without actionable items: 0 • Number of children/youth: 1

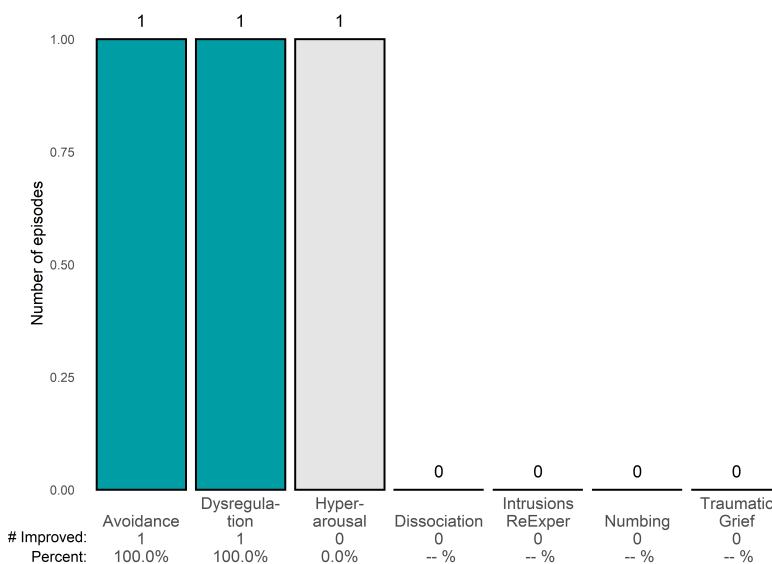
Percent of episodes improved on 50% or more of items: **0.0%**

Behavioral/Emotional Needs • 6 thru 20

CANS pairs for 6 thru 20: 1



Traumatic Stress Symptoms • 6 thru 20



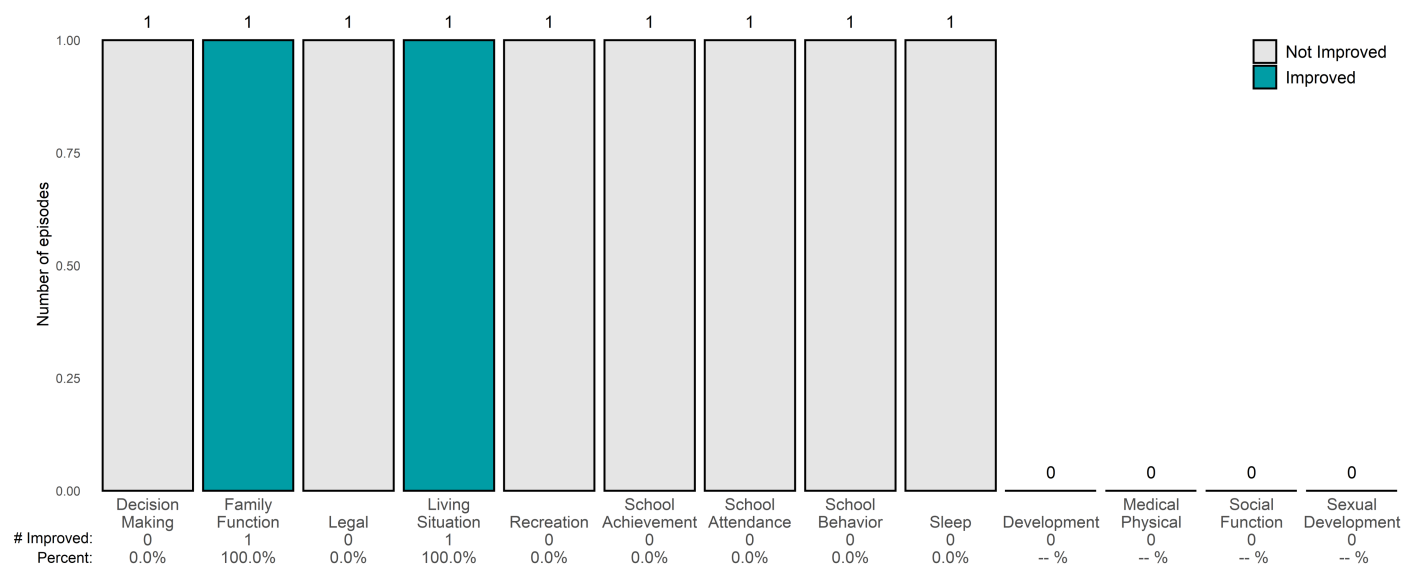
*The two most recent CANS are included for each child/youth episode, with the most recent CANS occurring during the reporting period. Only CANS with a minimum of 8 months of treatment between assessments are included. Actionable ratings are items rated as a 2 or a 3, and improvement is a decrease of 1 point or more.

SF Boys and Girls Shelter MH OP (38GC3)

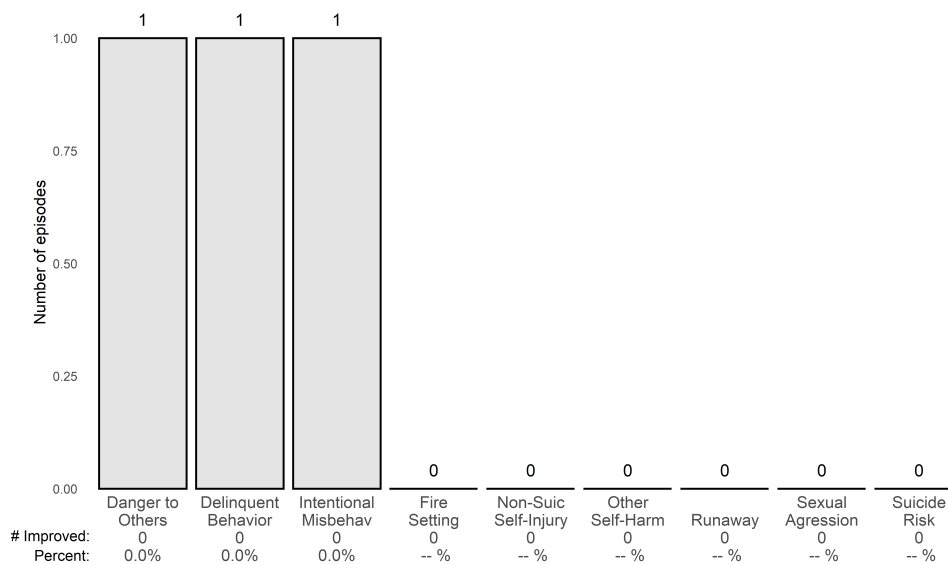
FY22-23 Q4 Performance Objective CYF-1 Needs Outcomes Item-Level Report

7/1/2022 - 6/30/2023

Impact on Functioning • 6 thru 20



Risk Behaviors • 6 thru 20



Southeast Child Family Therapy Center Blanken (38456)

FY22-23 Q4 Performance Objective CYF-1 Needs Outcomes Item-Level Report

7/1/2022 - 6/30/2023

The charts below display the Needs items from the CANS. The stacked columns represent the total number of episodes with an actionable rating on each item, and the number of those that improved.*

Mean number of months between CANS: 13.1 • Median number of months between CANS: 12.0

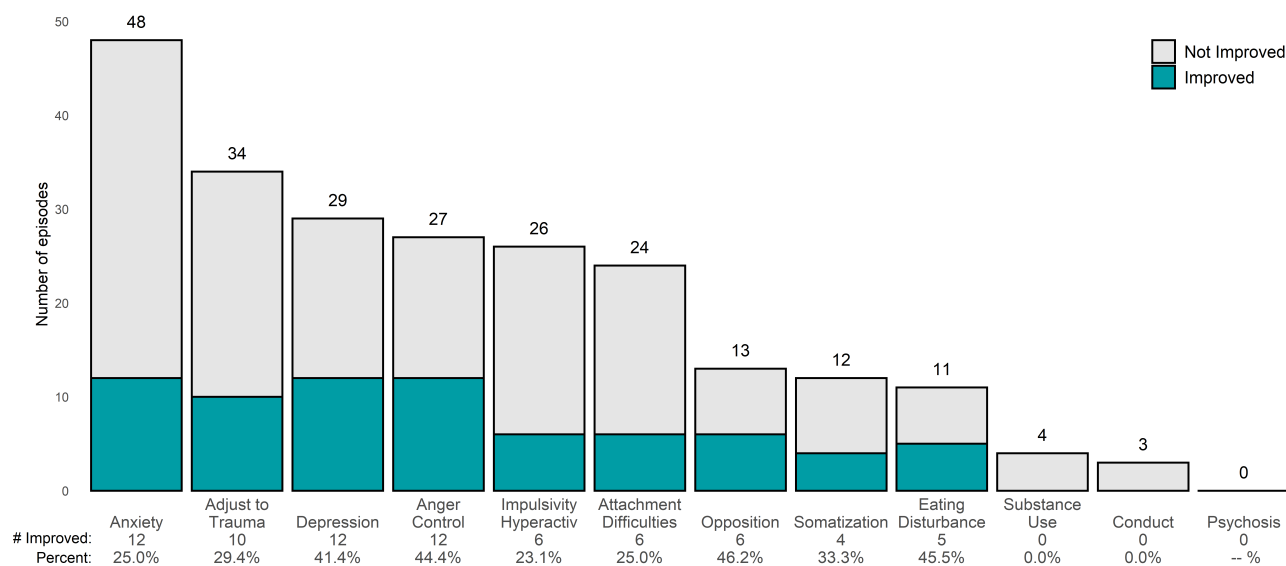
Number of CANS pairs with actionable items: 70 • Number of CANS pairs with improvement: 22

Number of CANS pairs without actionable items: 0 • Number of children/youth: 70

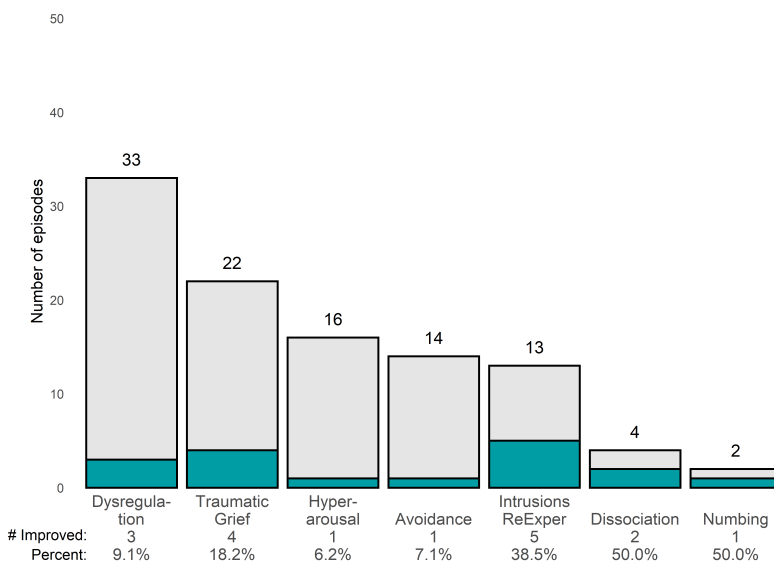
Percent of episodes improved on 50% or more of items: **31.4%**

Behavioral/Emotional Needs • 6 thru 20

CANS pairs for 6 thru 20: 70



Traumatic Stress Symptoms • 6 thru 20



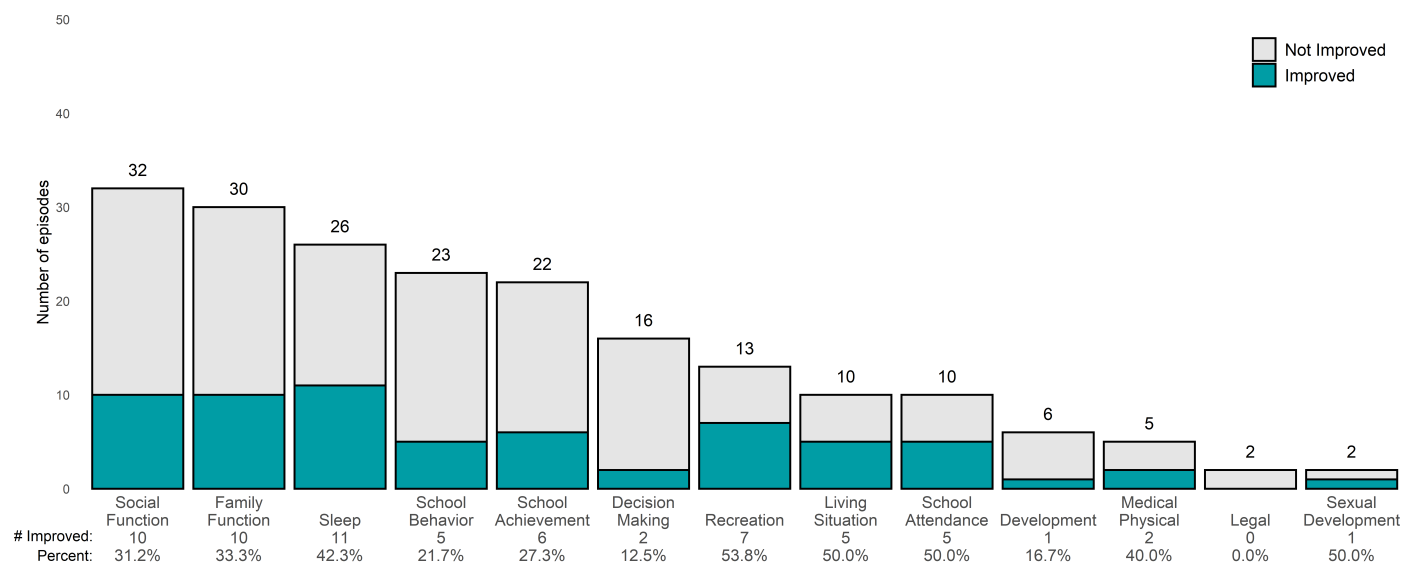
*The two most recent CANS are included for each child/youth episode, with the most recent CANS occurring during the reporting period. Only CANS with a minimum of 8 months of treatment between assessments are included. Actionable ratings are items rated as a 2 or a 3, and improvement is a decrease of 1 point or more.

Southeast Child Family Therapy Center Blanken (38456)

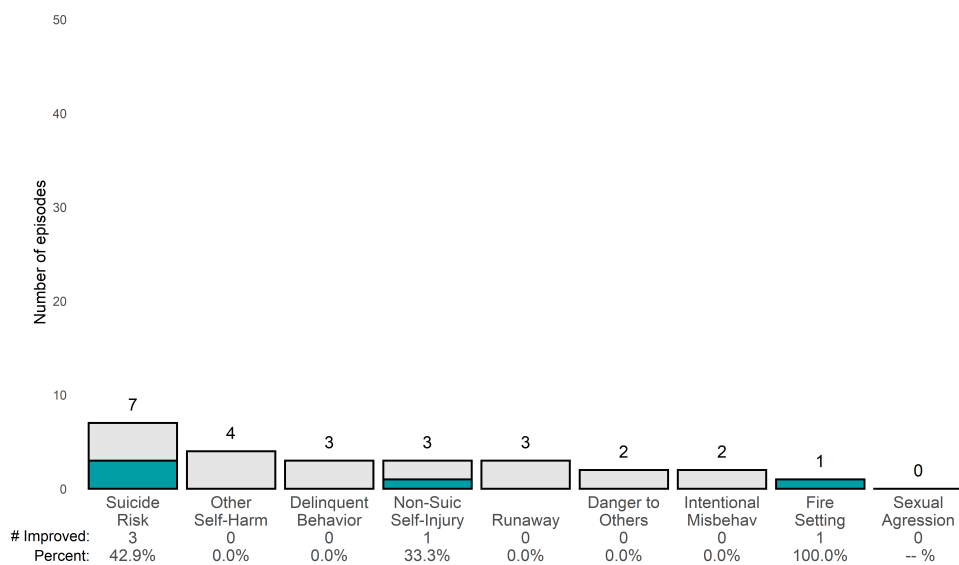
FY22-23 Q4 Performance Objective CYF-1 Needs Outcomes Item-Level Report

7/1/2022 - 6/30/2023

Impact on Functioning • 6 thru 20



Risk Behaviors • 6 thru 20



Southeast Child Family Therapy Center Silver (38BB3)

FY22-23 Q4 Performance Objective CYF-1 Needs Outcomes Item-Level Report

7/1/2022 - 6/30/2023

The charts below display the Needs items from the CANS. The stacked columns represent the total number of episodes with an actionable rating on each item, and the number of those that improved.*

Mean number of months between CANS: 13.1 • Median number of months between CANS: 12.2

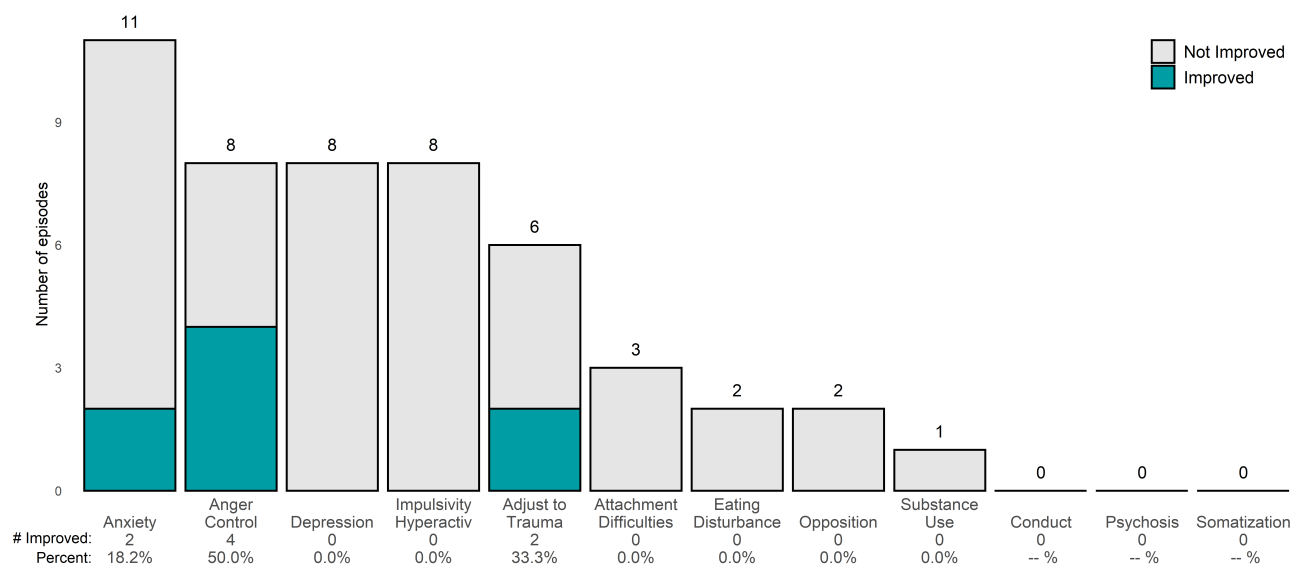
Number of CANS pairs with actionable items: 21 • Number of CANS pairs with improvement: 6

Number of CANS pairs without actionable items: 0 • Number of children/youth: 21

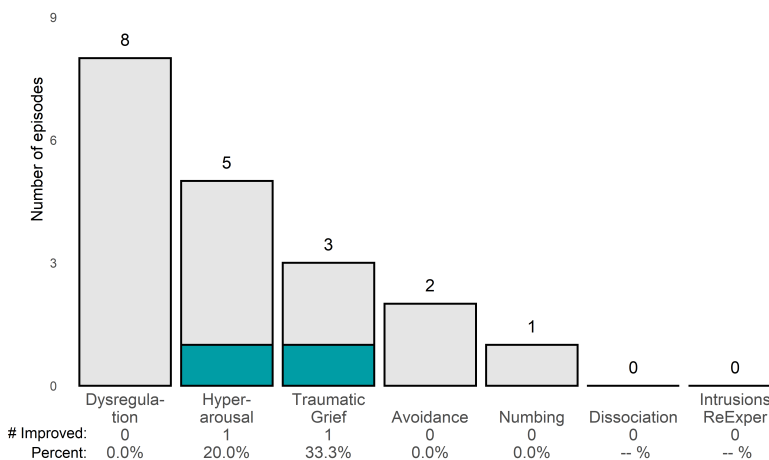
Percent of episodes improved on 50% or more of items: **28.6%**

Behavioral/Emotional Needs • 6 thru 20

CANS pairs for 6 thru 20: 21



Traumatic Stress Symptoms • 6 thru 20



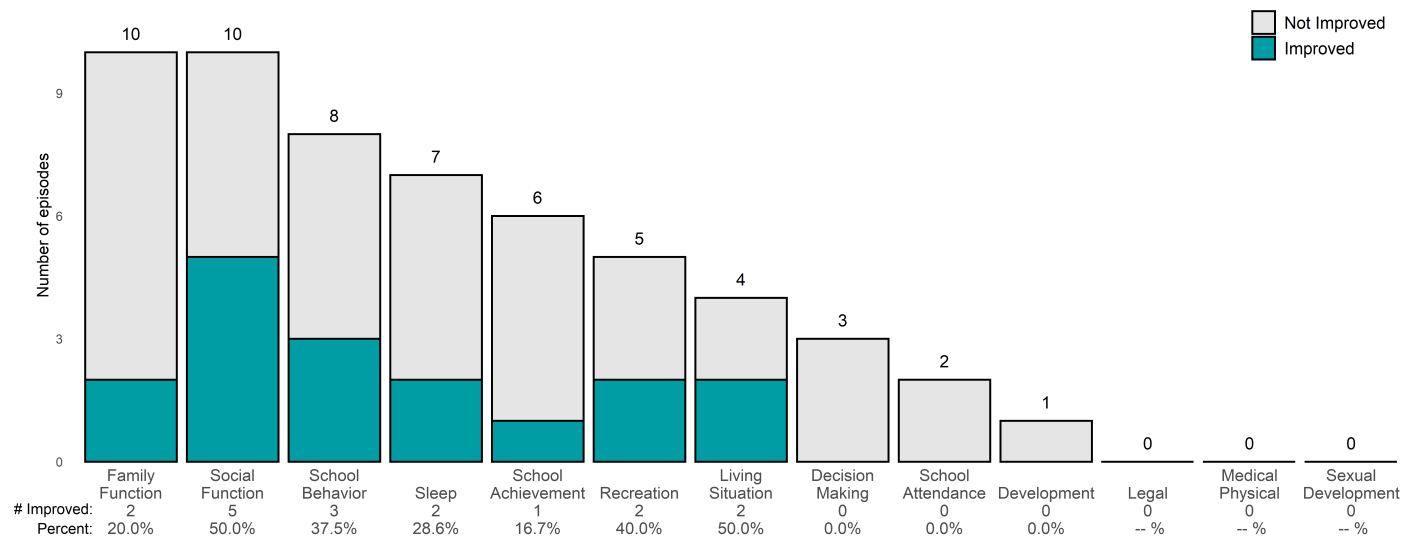
*The two most recent CANS are included for each child/youth episode, with the most recent CANS occurring during the reporting period. Only CANS with a minimum of 8 months of treatment between assessments are included. Actionable ratings are items rated as a 2 or a 3, and improvement is a decrease of 1 point or more.

Southeast Child Family Therapy Center Silver (38BB3)

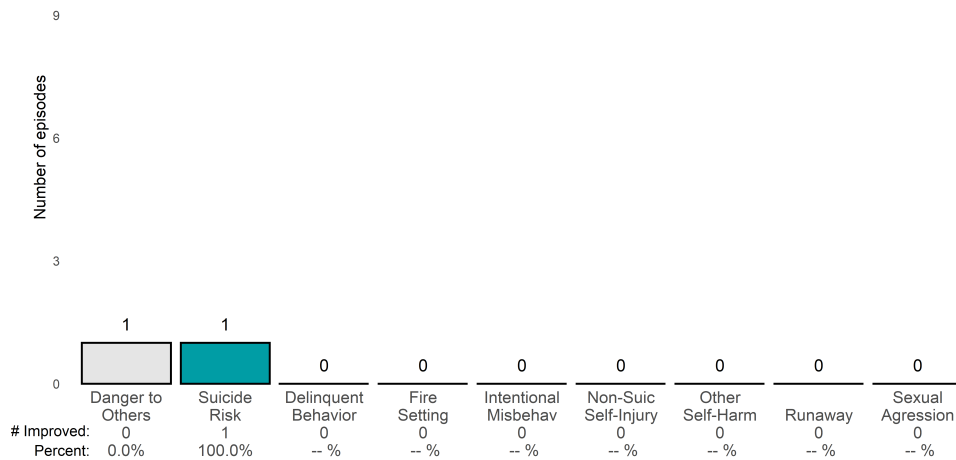
FY22-23 Q4 Performance Objective CYF-1 Needs Outcomes Item-Level Report

7/1/2022 - 6/30/2023

Impact on Functioning • 6 thru 20



Risk Behaviors • 6 thru 20



Special Service for Groups OTTP (38KZ2)

FY22-23 Q4 Performance Objective CYF-1 Needs Outcomes Item-Level Report

7/1/2022 - 6/30/2023

The charts below display the Needs items from the CANS. The stacked columns represent the total number of episodes with an actionable rating on each item, and the number of those that improved.*

Mean number of months between CANS: 11.3 • Median number of months between CANS: 11.6

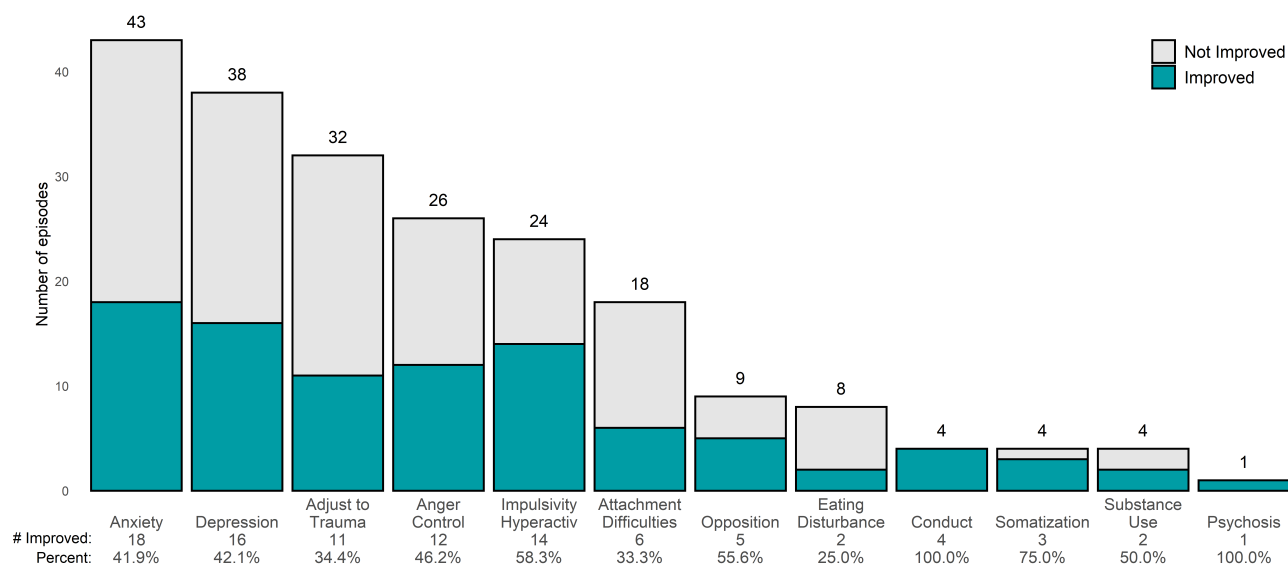
Number of CANS pairs with actionable items: 80 • Number of CANS pairs with improvement: 37

Number of CANS pairs without actionable items: 2 • Number of children/youth: 82

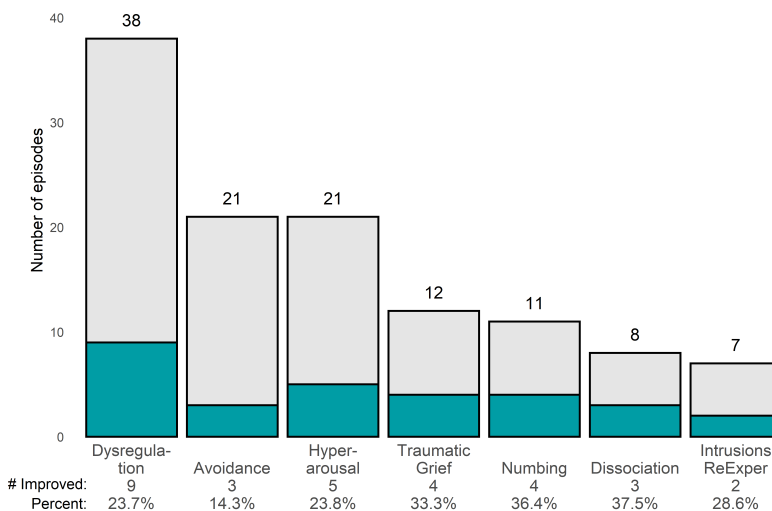
Percent of episodes improved on 50% or more of items: **46.2%**

Behavioral/Emotional Needs • 6 thru 20

CANS pairs for 6 thru 20: 80



Traumatic Stress Symptoms • 6 thru 20



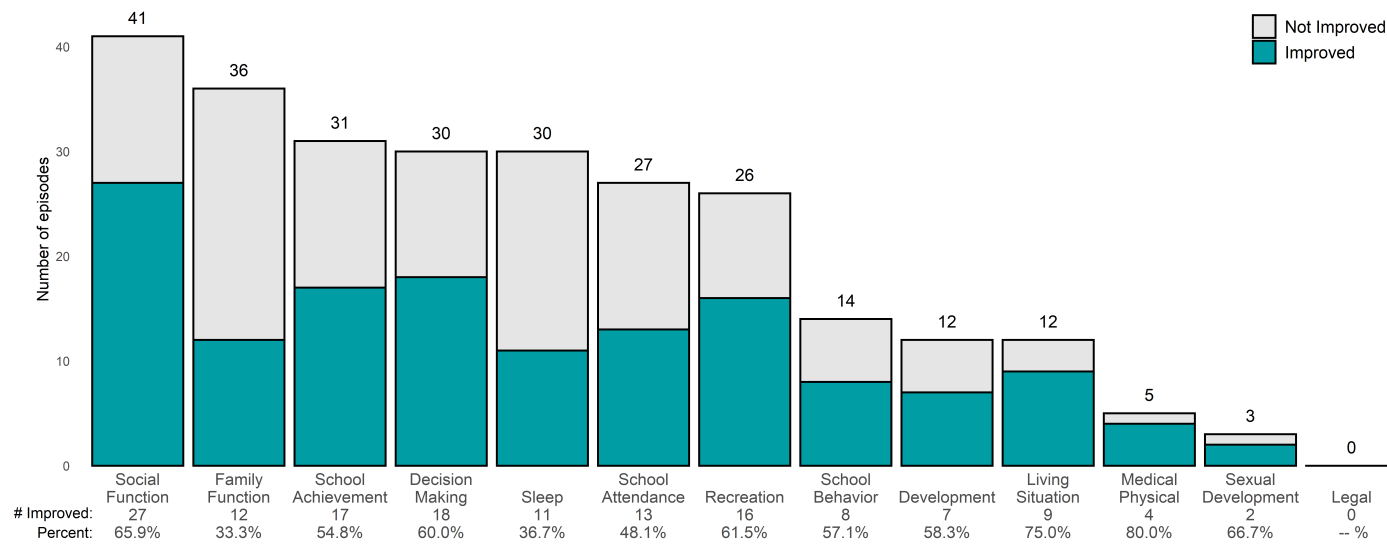
*The two most recent CANS are included for each child/youth episode, with the most recent CANS occurring during the reporting period. Only CANS with a minimum of 8 months of treatment between assessments are included. Actionable ratings are items rated as a 2 or a 3, and improvement is a decrease of 1 point or more.

Special Service for Groups OTTP (38KZ2)

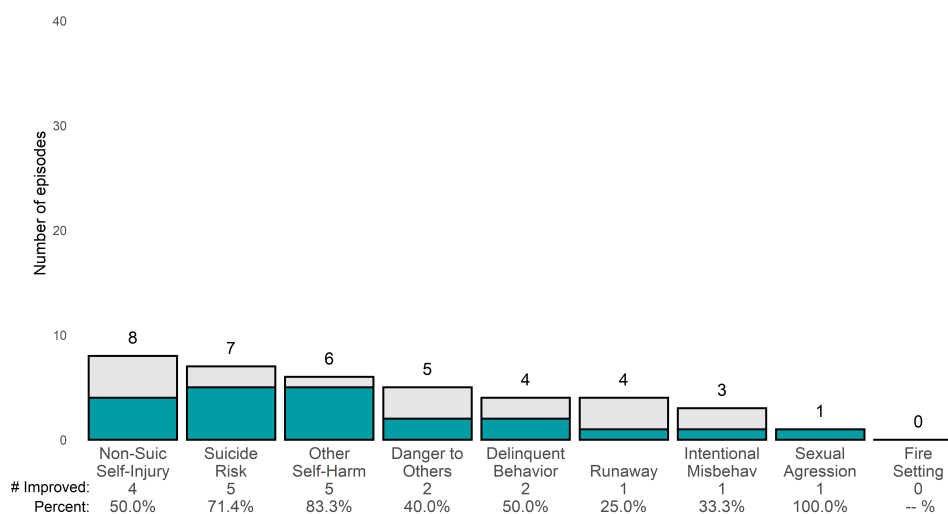
FY22-23 Q4 Performance Objective CYF-1 Needs Outcomes Item-Level Report

7/1/2022 - 6/30/2023

Impact on Functioning • 6 thru 20



Risk Behaviors • 6 thru 20



Sunset Mental Health Services (38826)

FY22-23 Q4 Performance Objective CYF-1 Needs Outcomes Item-Level Report

7/1/2022 - 6/30/2023

The charts below display the Needs items from the CANS. The stacked columns represent the total number of episodes with an actionable rating on each item, and the number of those that improved.*

Mean number of months between CANS: 16.2 • Median number of months between CANS: 17.1

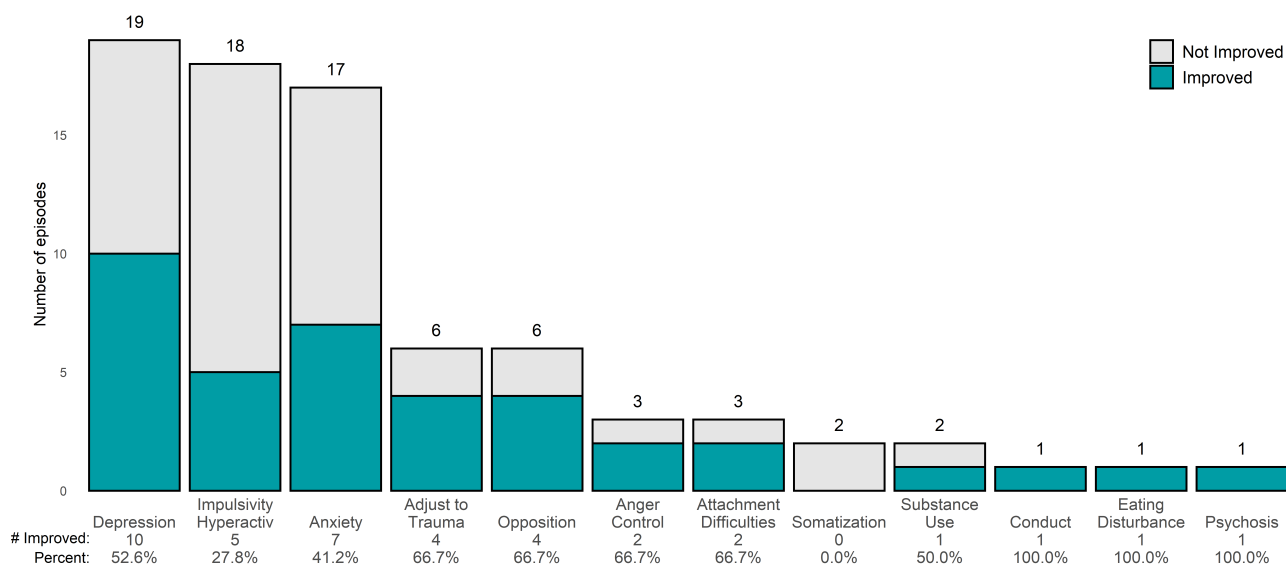
Number of CANS pairs with actionable items: 43 • Number of CANS pairs with improvement: 31

Number of CANS pairs without actionable items: 3 • Number of children/youth: 46

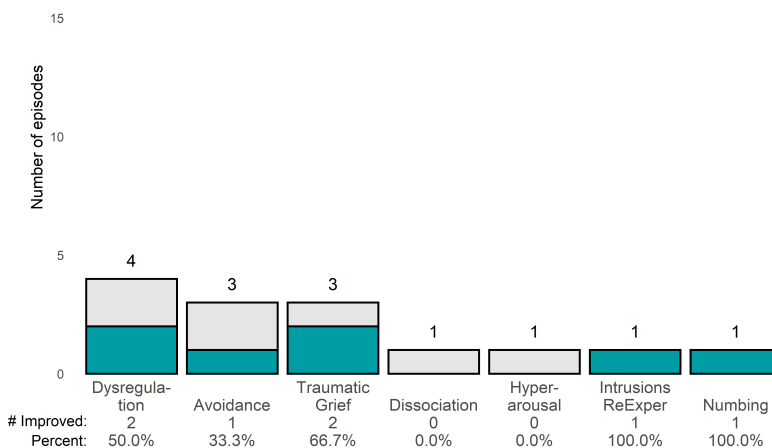
Percent of episodes improved on 50% or more of items: **72.1%**

Behavioral/Emotional Needs • 6 thru 20

CANS pairs for 6 thru 20: 43



Traumatic Stress Symptoms • 6 thru 20



*The two most recent CANS are included for each child/youth episode, with the most recent CANS occurring during the reporting period. Only CANS with a minimum of 8 months of treatment between assessments are included. Actionable ratings are items rated as a 2 or a 3, and improvement is a decrease of 1 point or more.

Sunset Mental Health Services (38826)

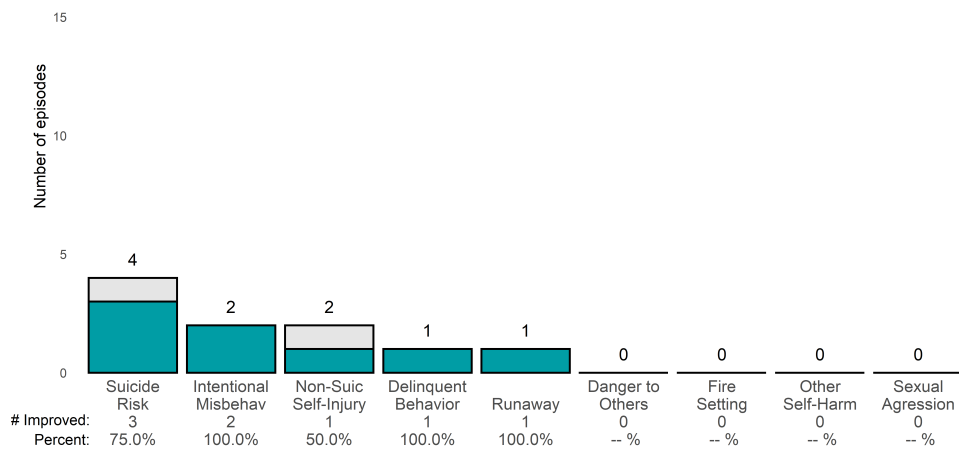
FY22-23 Q4 Performance Objective CYF-1 Needs Outcomes Item-Level Report

7/1/2022 - 6/30/2023

Impact on Functioning • 6 thru 20



Risk Behaviors • 6 thru 20



Therapeutic Coll Assesment Prg (38AU2)

FY22-23 Q4 Performance Objective CYF-1 Needs Outcomes Item-Level Report

7/1/2022 - 6/30/2023

The charts below display the Needs items from the CANS. The stacked columns represent the total number of episodes with an actionable rating on each item, and the number of those that improved.*

Mean number of months between CANS: 11.8 • Median number of months between CANS: 11.8

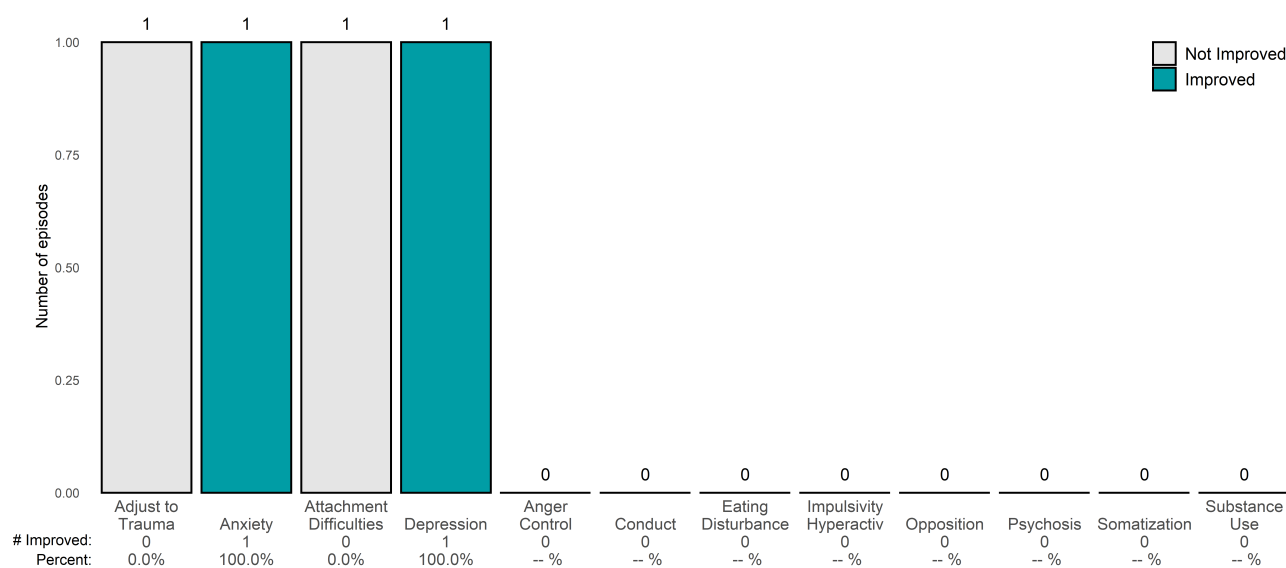
Number of CANS pairs with actionable items: 1 • Number of CANS pairs with improvement: 0

Number of CANS pairs without actionable items: 0 • Number of children/youth: 1

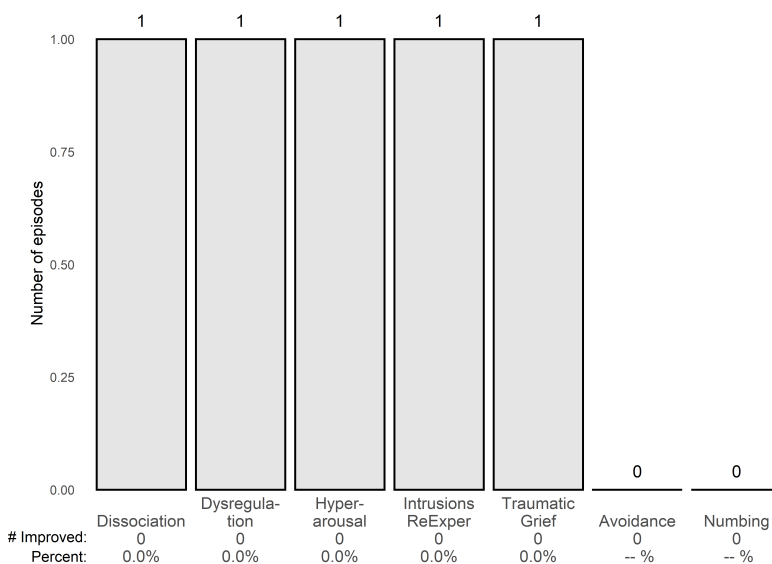
Percent of episodes improved on 50% or more of items: **0.0%**

Behavioral/Emotional Needs • 6 thru 20

CANS pairs for 6 thru 20: 1



Traumatic Stress Symptoms • 6 thru 20



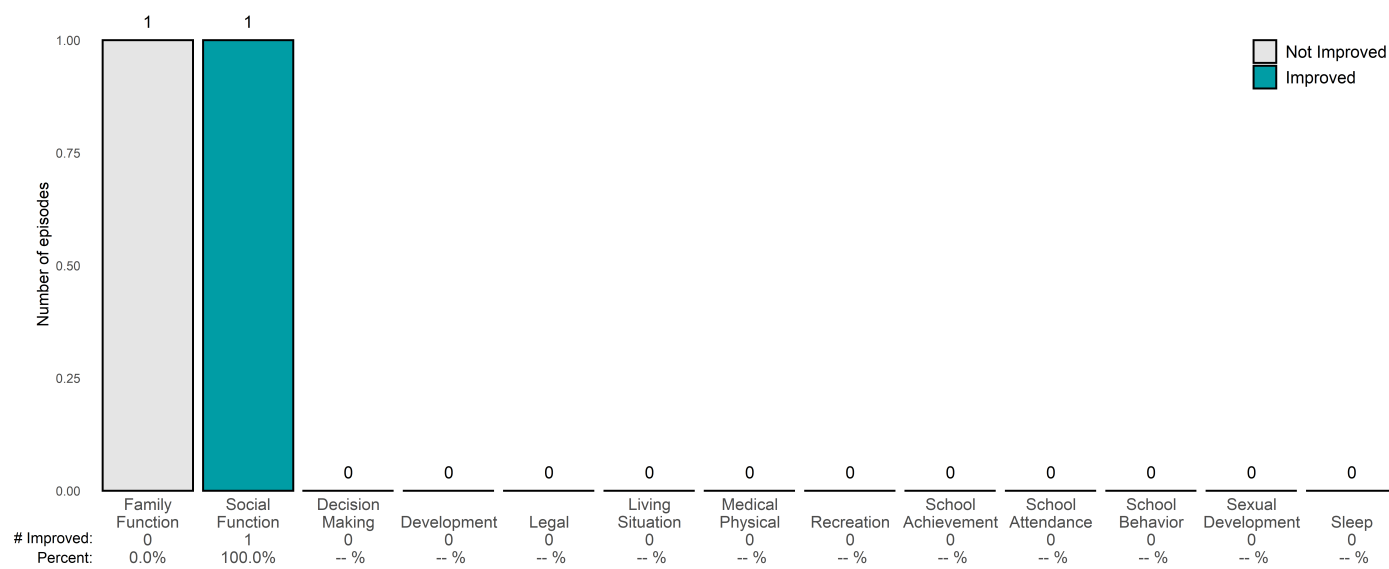
*The two most recent CANS are included for each child/youth episode, with the most recent CANS occurring during the reporting period. Only CANS with a minimum of 8 months of treatment between assessments are included. Actionable ratings are items rated as a 2 or a 3, and improvement is a decrease of 1 point or more.

Therapeutic Coll Assessment Prg (38AU2)

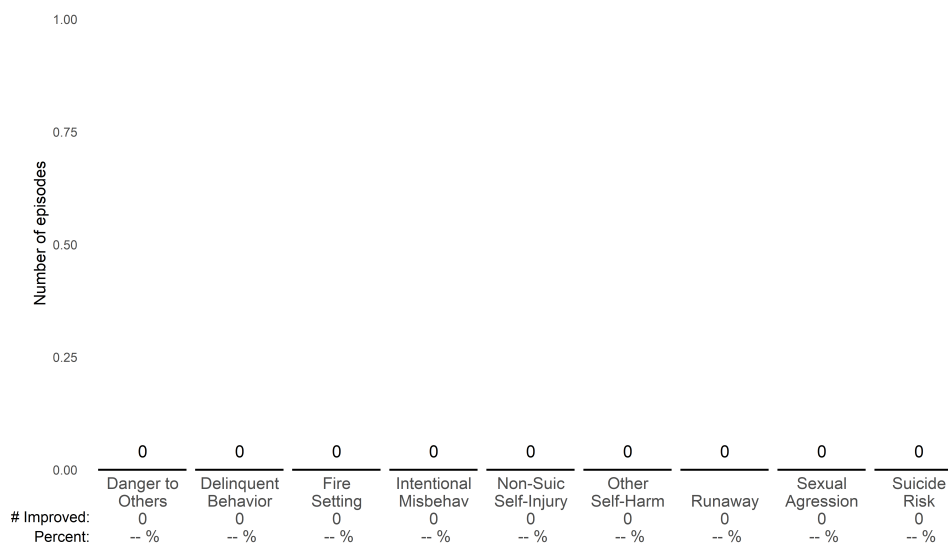
FY22-23 Q4 Performance Objective CYF-1 Needs Outcomes Item-Level Report

7/1/2022 - 6/30/2023

Impact on Functioning • 6 thru 20



Risk Behaviors • 6 thru 20



UCSF CASARC (38C51)

FY22-23 Q4 Performance Objective CYF-1 Needs Outcomes Item-Level Report

7/1/2022 - 6/30/2023

The charts below display the Needs items from the CANS. The stacked columns represent the total number of episodes with an actionable rating on each item, and the number of those that improved.*

Mean number of months between CANS: 11.0 • Median number of months between CANS: 11.3

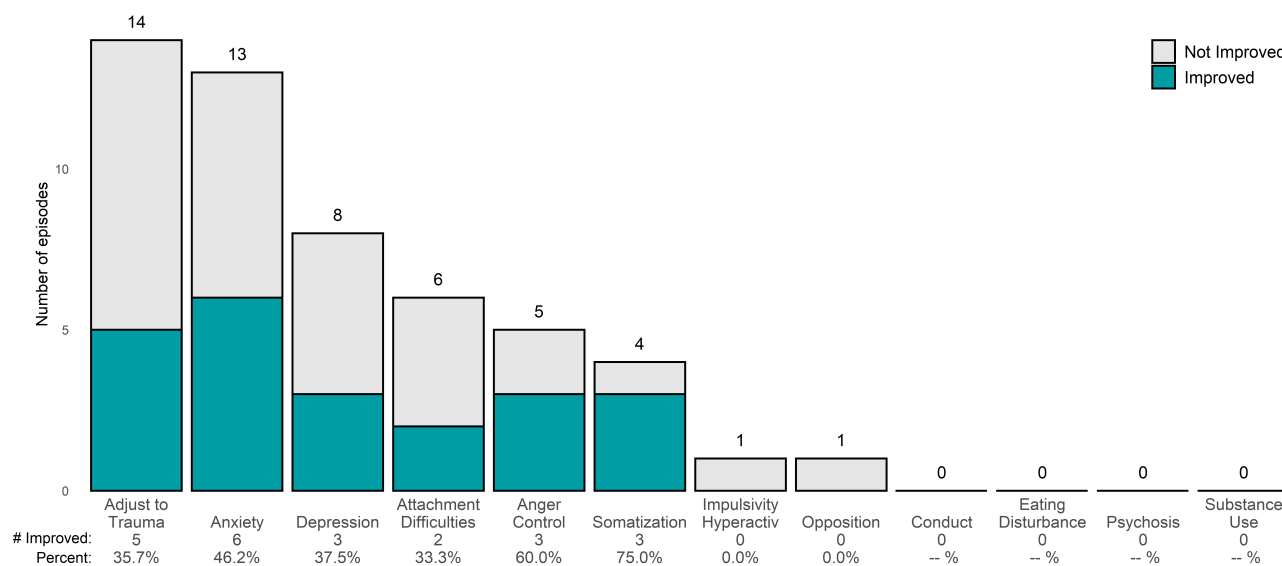
Number of CANS pairs with actionable items: 16 • Number of CANS pairs with improvement: 11

Number of CANS pairs without actionable items: 0 • Number of children/youth: 16

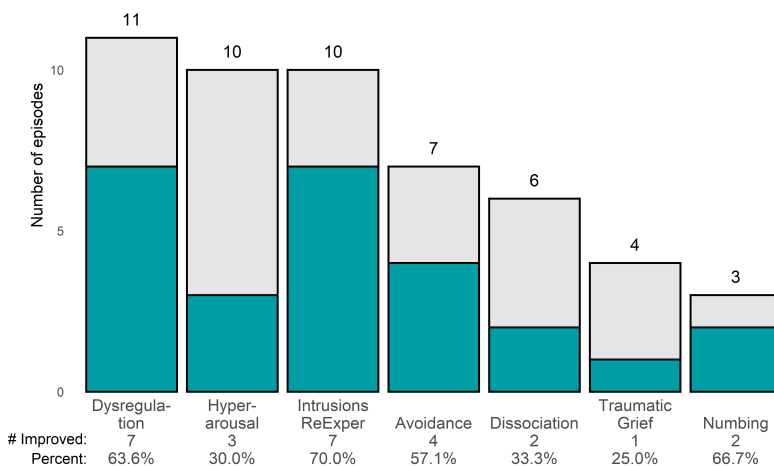
Percent of episodes improved on 50% or more of items: **68.8%**

Behavioral/Emotional Needs • 6 thru 20

CANS pairs for 6 thru 20: 16



Traumatic Stress Symptoms • 6 thru 20



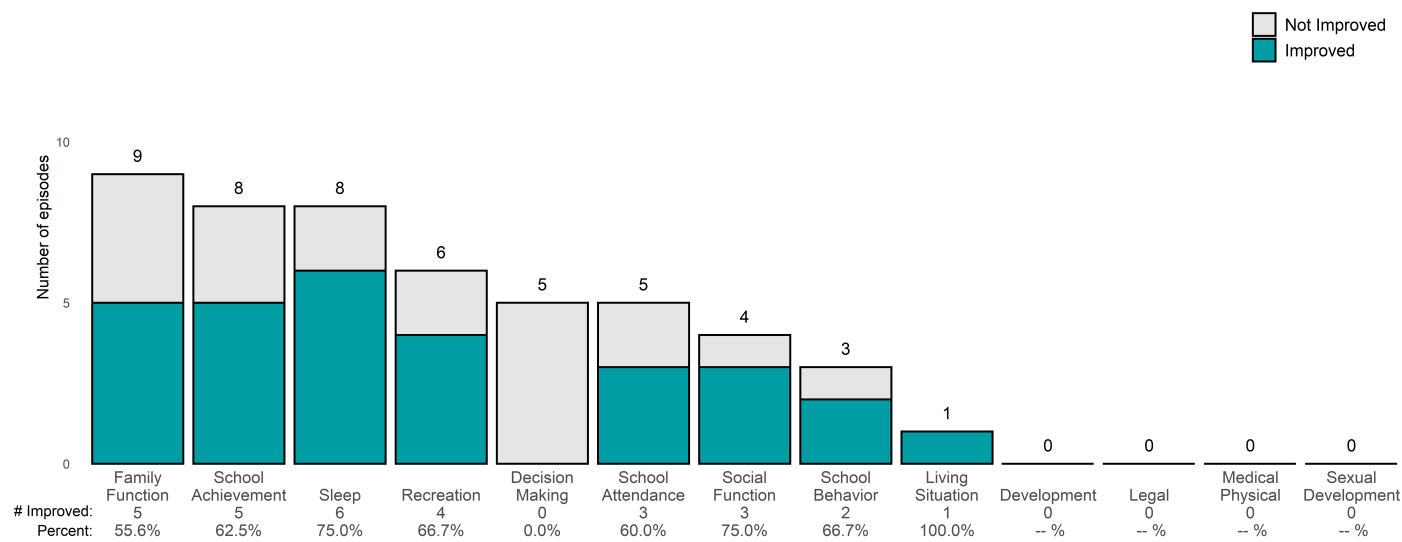
*The two most recent CANS are included for each child/youth episode, with the most recent CANS occurring during the reporting period. Only CANS with a minimum of 8 months of treatment between assessments are included. Actionable ratings are items rated as a 2 or a 3, and improvement is a decrease of 1 point or more.

UCSF CASARC (38C51)

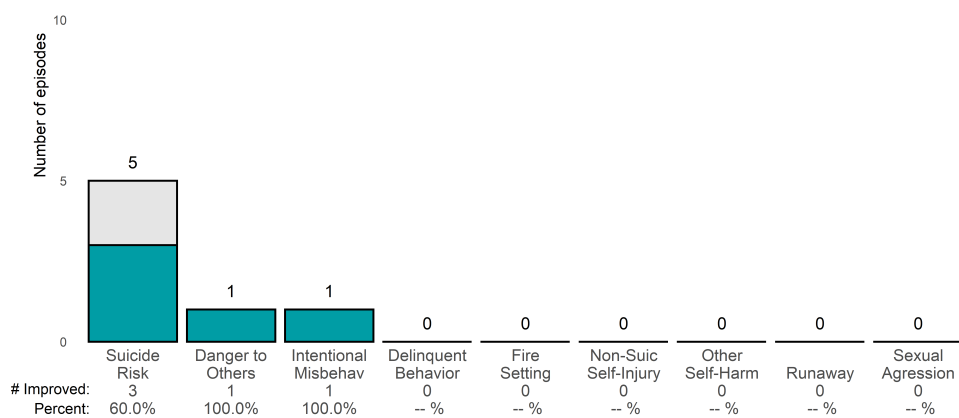
FY22-23 Q4 Performance Objective CYF-1 Needs Outcomes Item-Level Report

7/1/2022 - 6/30/2023

Impact on Functioning • 6 thru 20



Risk Behaviors • 6 thru 20



UCSF Child and Adolescent Services (38C72)

FY22-23 Q4 Performance Objective CYF-1 Needs Outcomes Item-Level Report

7/1/2022 - 6/30/2023

The charts below display the Needs items from the CANS. The stacked columns represent the total number of episodes with an actionable rating on each item, and the number of those that improved.*

Mean number of months between CANS: 10.4 • Median number of months between CANS: 10.0

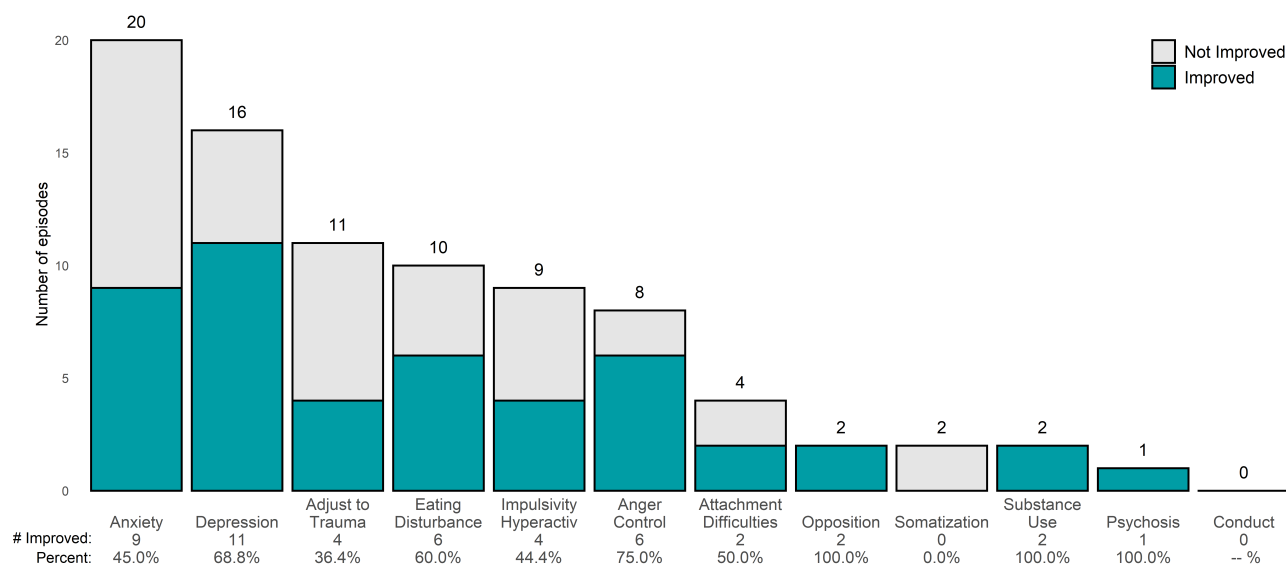
Number of CANS pairs with actionable items: 39 • Number of CANS pairs with improvement: 24

Number of CANS pairs without actionable items: 0 • Number of children/youth: 39

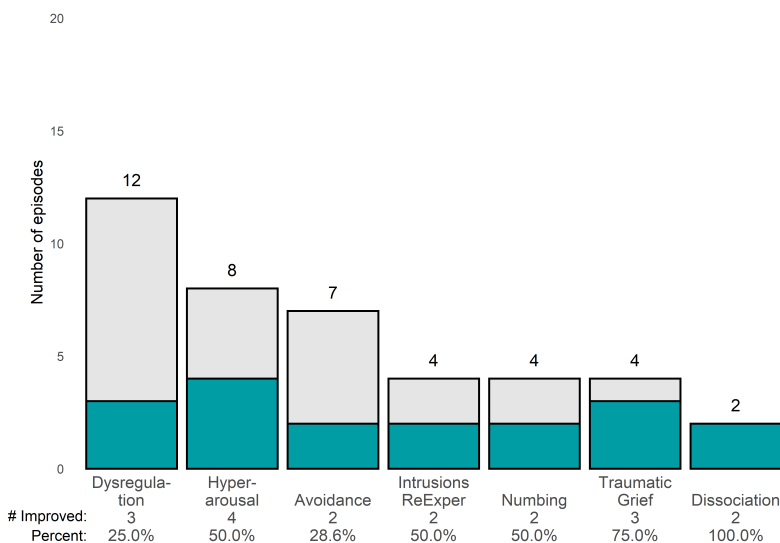
Percent of episodes improved on 50% or more of items: **61.5%**

Behavioral/Emotional Needs • 6 thru 20

CANS pairs for 6 thru 20: 39



Traumatic Stress Symptoms • 6 thru 20



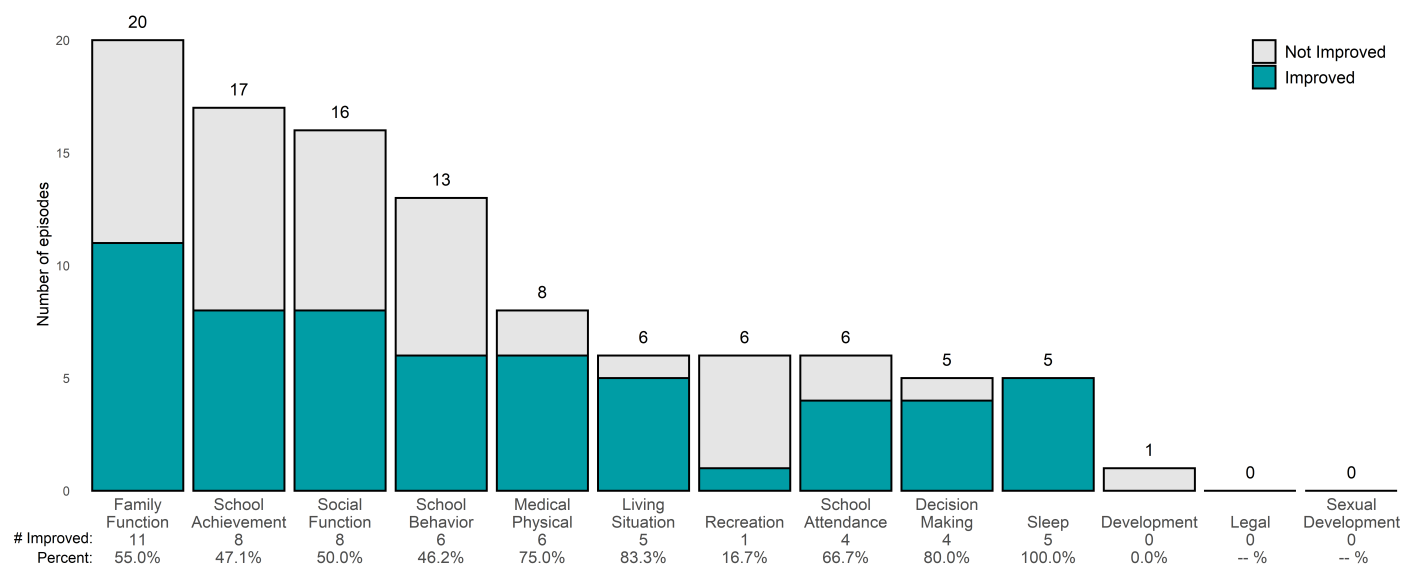
*The two most recent CANS are included for each child/youth episode, with the most recent CANS occurring during the reporting period. Only CANS with a minimum of 8 months of treatment between assessments are included. Actionable ratings are items rated as a 2 or a 3, and improvement is a decrease of 1 point or more.

UCSF Child and Adolescent Services (38C72)

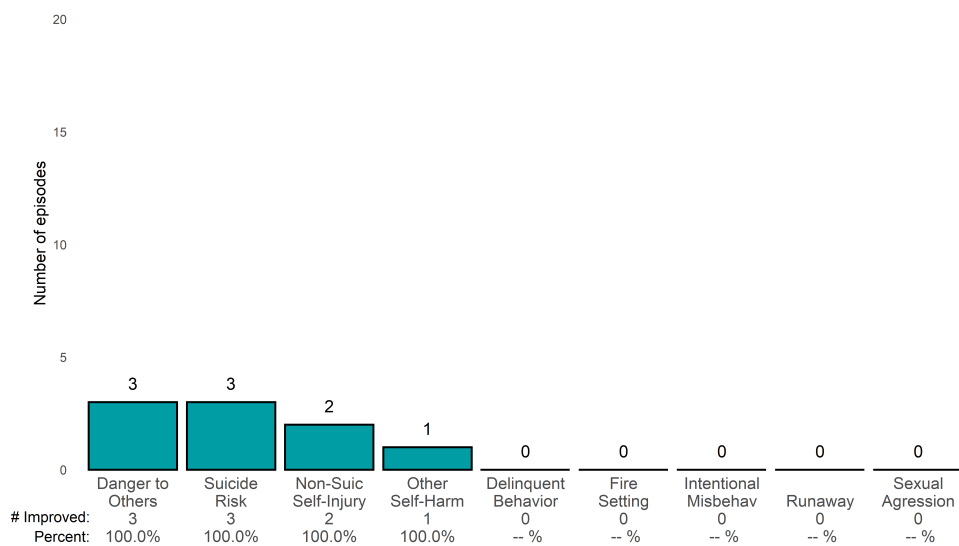
FY22-23 Q4 Performance Objective CYF-1 Needs Outcomes Item-Level Report

7/1/2022 - 6/30/2023

Impact on Functioning • 6 thru 20



Risk Behaviors • 6 thru 20



UCSF Infant-Parent Program (38C84)

FY22-23 Q4 Performance Objective CYF-1 Needs Outcomes Item-Level Report

7/1/2022 - 6/30/2023

The charts below display the Needs items from the CANS. The stacked columns represent the total number of episodes with an actionable rating on each item, and the number of those that improved.*

Mean number of months between CANS: 10.7 • Median number of months between CANS: 11.8

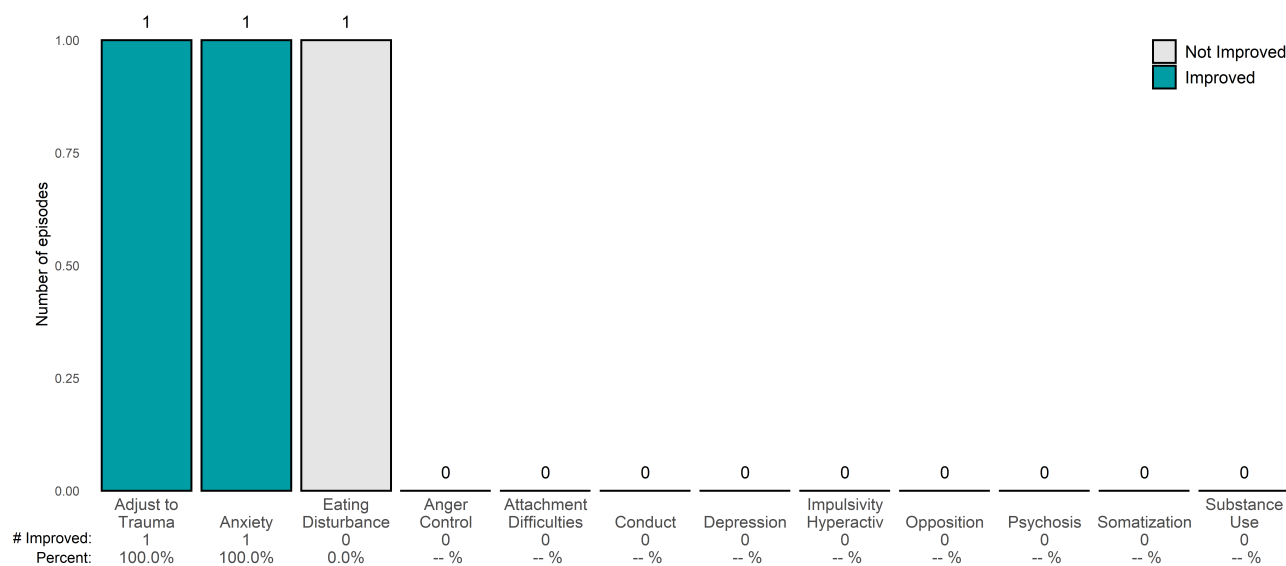
Number of CANS pairs with actionable items: 7 • Number of CANS pairs with improvement: 6

Number of CANS pairs without actionable items: 0 • Number of children/youth: 7

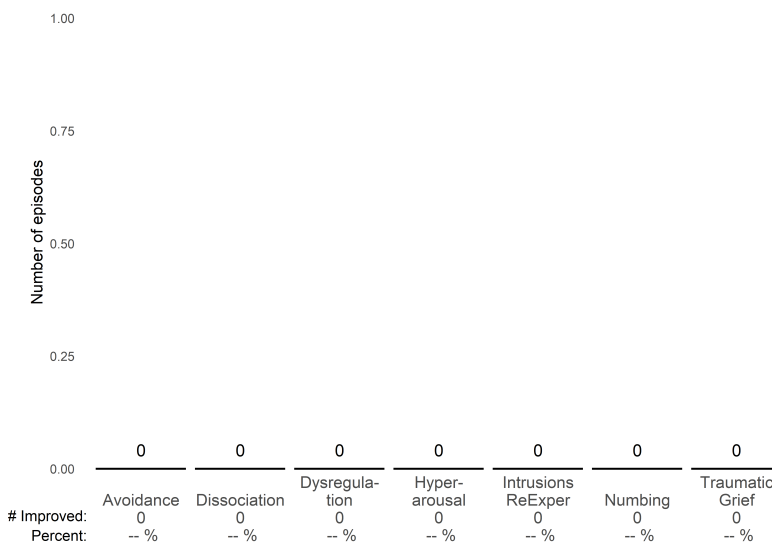
Percent of episodes improved on 50% or more of items: **85.7%**

Behavioral/Emotional Needs • 6 thru 20

CANS pairs for 6 thru 20: 1



Traumatic Stress Symptoms • 6 thru 20



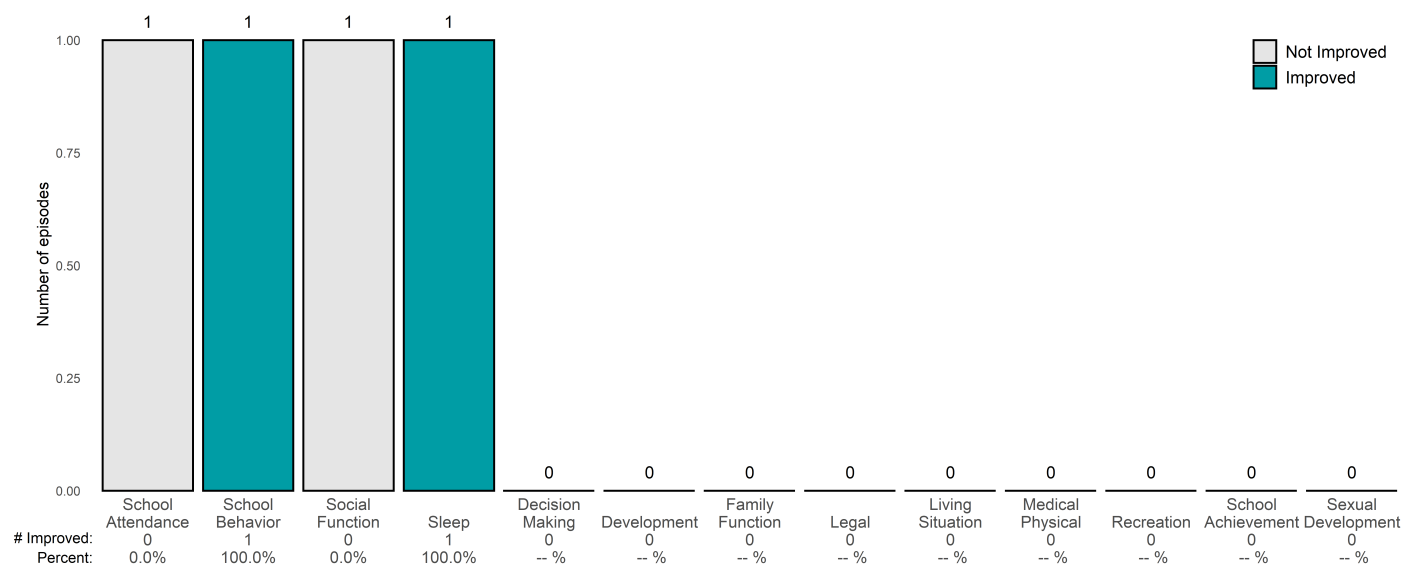
*The two most recent CANS are included for each child/youth episode, with the most recent CANS occurring during the reporting period. Only CANS with a minimum of 8 months of treatment between assessments are included. Actionable ratings are items rated as a 2 or a 3, and improvement is a decrease of 1 point or more.

UCSF Infant-Parent Program (38C84)

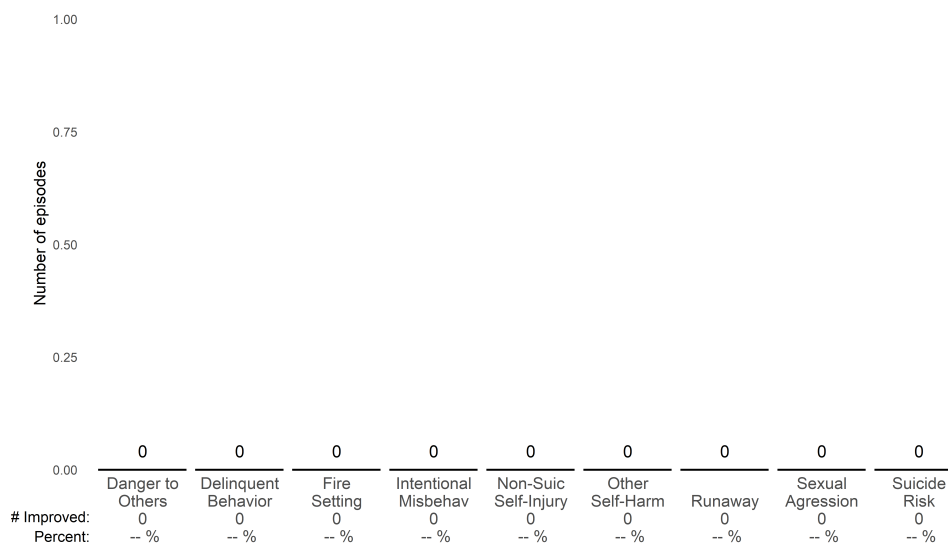
FY22-23 Q4 Performance Objective CYF-1 Needs Outcomes Item-Level Report

7/1/2022 - 6/30/2023

Impact on Functioning • 6 thru 20



Risk Behaviors • 6 thru 20



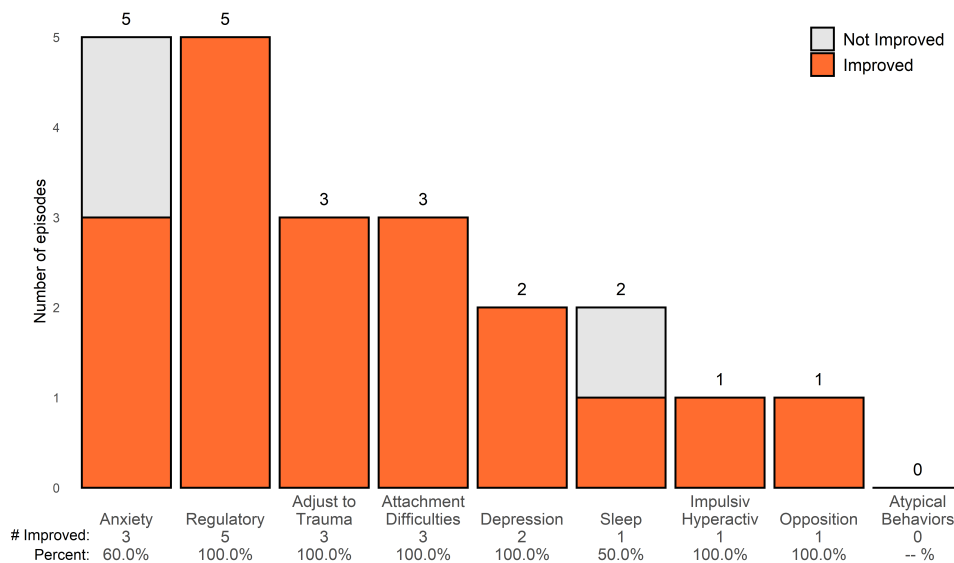
UCSF Infant-Parent Program (38C84)

FY22-23 Q4 Performance Objective CYF-1 Needs Outcomes Item-Level Report

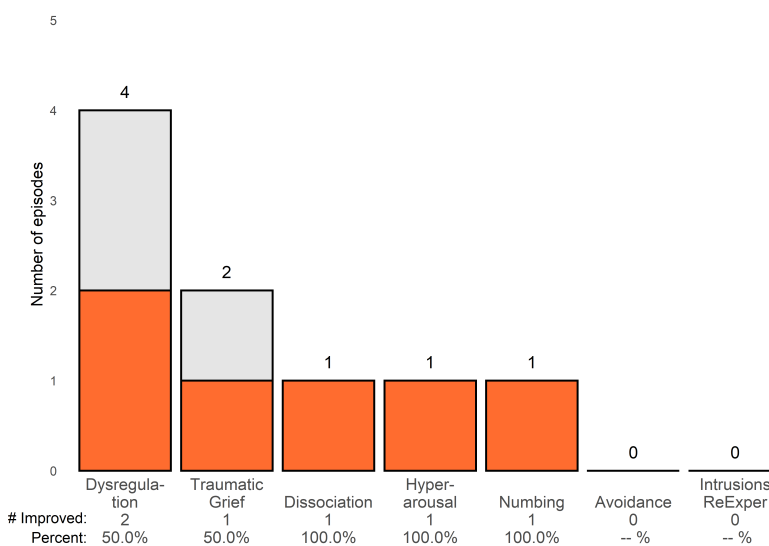
7/1/2022 - 6/30/2023

Behavioral/Emotional Needs • 0 thru 5

CANS pairs for 0 thru 5: 6



Traumatic Stress Symptoms • 0 thru 5

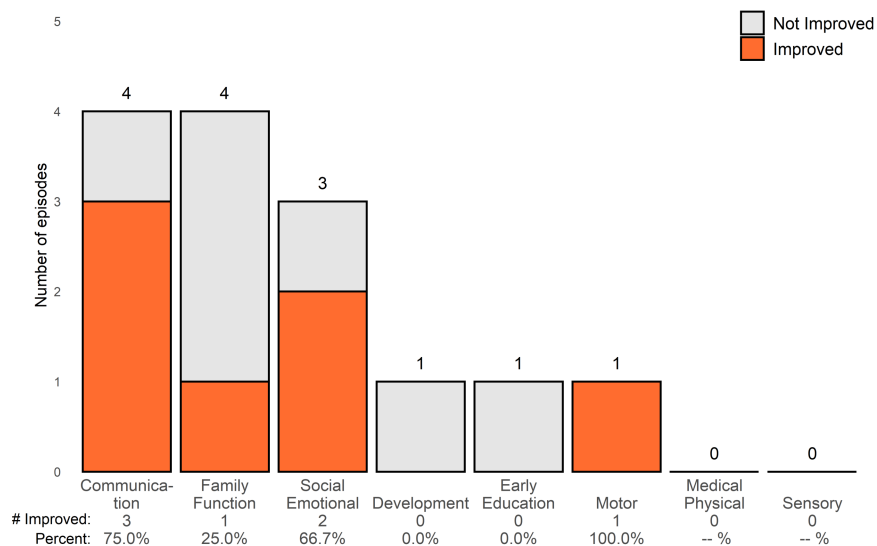


UCSF Infant-Parent Program (38C84)


FY22-23 Q4 Performance Objective CYF-1 Needs Outcomes Item-Level Report

7/1/2022 - 6/30/2023

Impact on Functioning • 0 thru 5



Risk Behaviors • 0 thru 5



Unity Care (3814OP)

FY22-23 Q4 Performance Objective CYF-1 Needs Outcomes Item-Level Report

7/1/2022 - 6/30/2023

The charts below display the Needs items from the CANS. The stacked columns represent the total number of episodes with an actionable rating on each item, and the number of those that improved.*

Mean number of months between CANS: 13.2 • Median number of months between CANS: 12.7

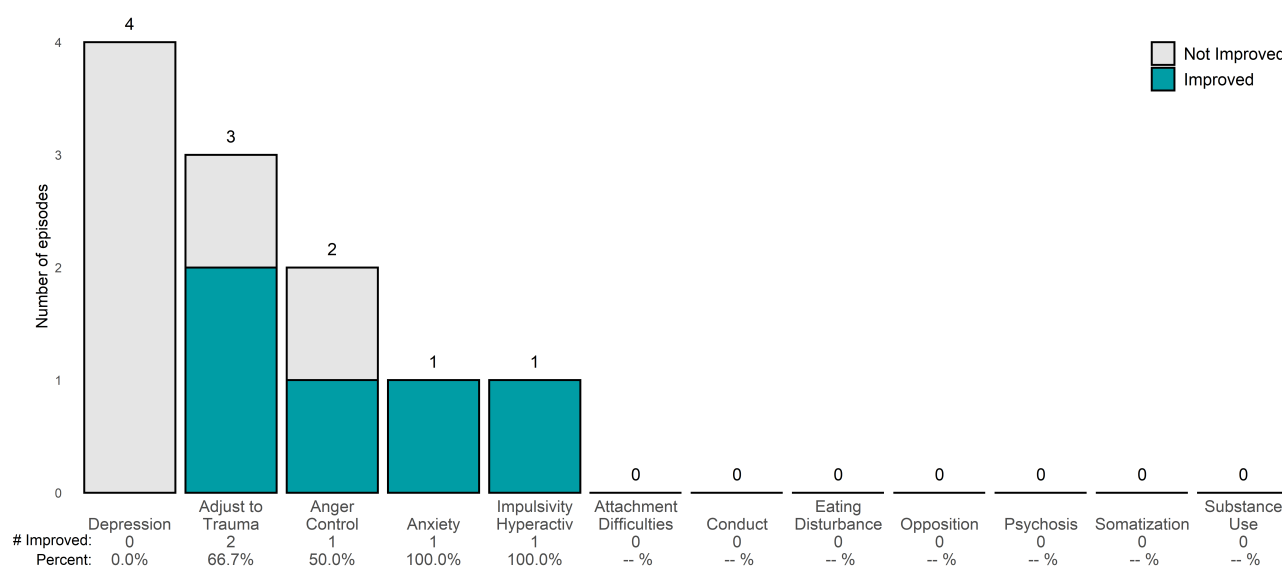
Number of CANS pairs with actionable items: 5 • Number of CANS pairs with improvement: 3

Number of CANS pairs without actionable items: 1 • Number of children/youth: 6

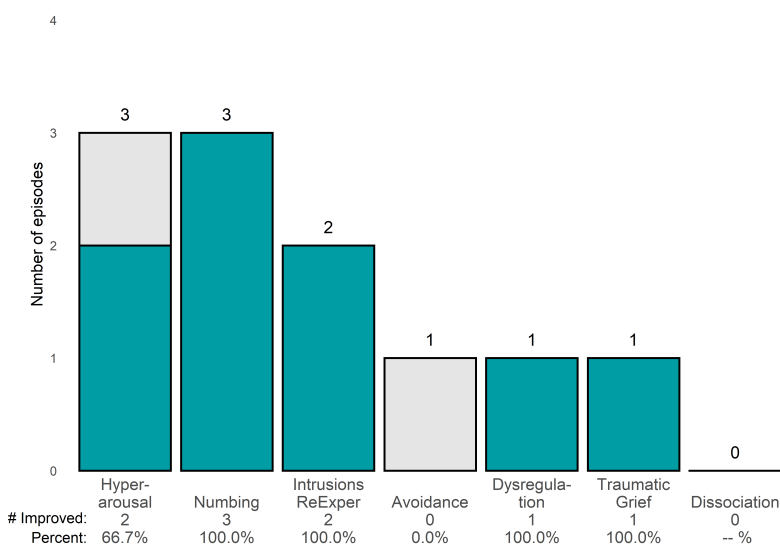
Percent of episodes improved on 50% or more of items: **60.0%**

Behavioral/Emotional Needs • 6 thru 20

CANS pairs for 6 thru 20: 5



Traumatic Stress Symptoms • 6 thru 20



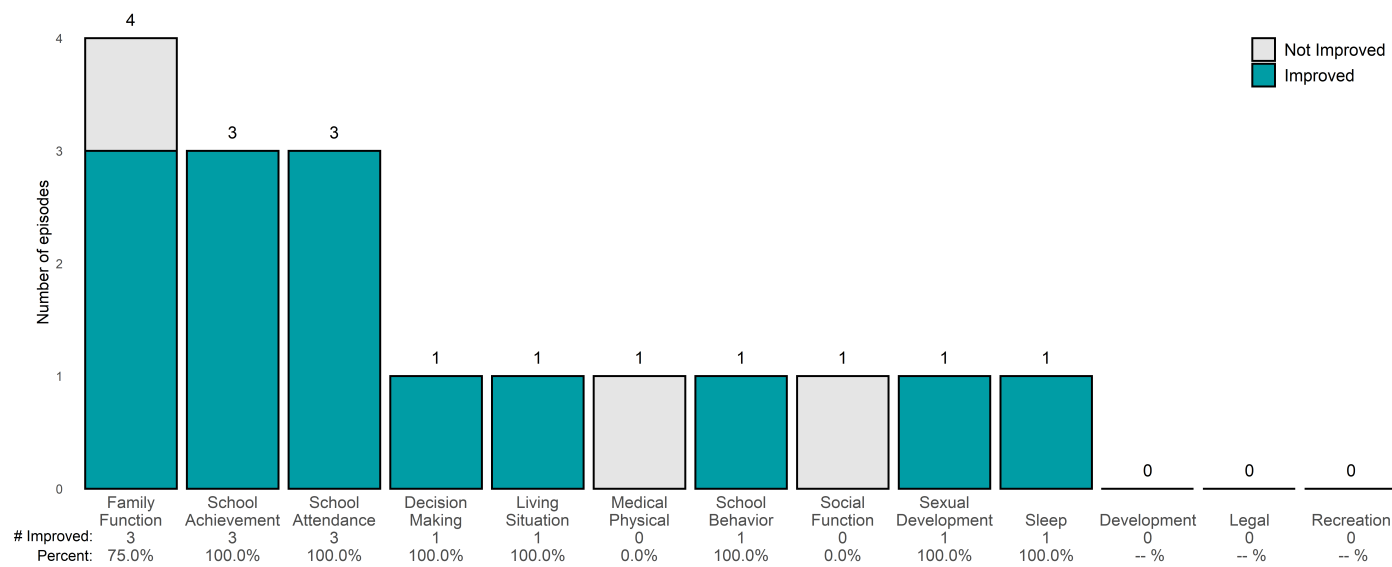
*The two most recent CANS are included for each child/youth episode, with the most recent CANS occurring during the reporting period. Only CANS with a minimum of 8 months of treatment between assessments are included. Actionable ratings are items rated as a 2 or a 3, and improvement is a decrease of 1 point or more.

Unity Care (3814OP)

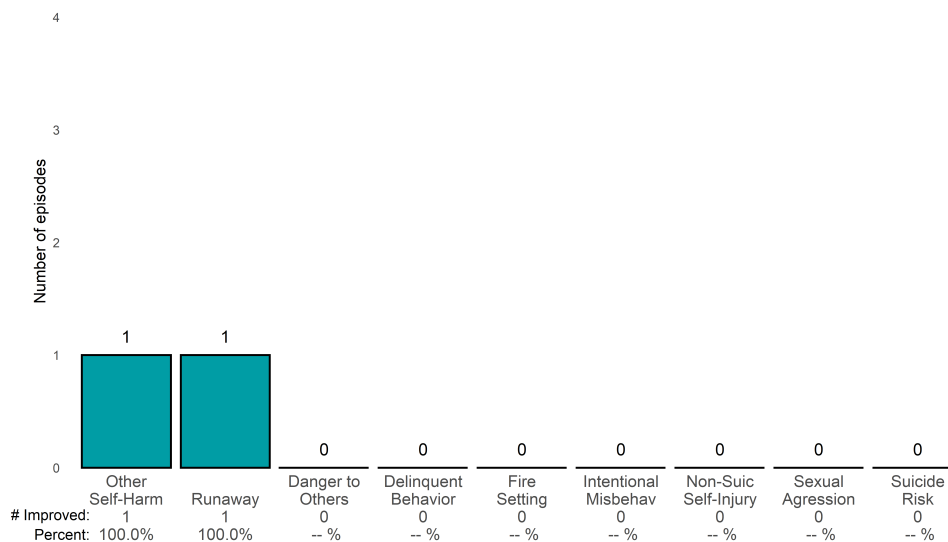
FY22-23 Q4 Performance Objective CYF-1 Needs Outcomes Item-Level Report

7/1/2022 - 6/30/2023

Impact on Functioning • 6 thru 20



Risk Behaviors • 6 thru 20



Urban Services YMCA (38BV3)

FY22-23 Q4 Performance Objective CYF-1 Needs Outcomes Item-Level Report

7/1/2022 - 6/30/2023

The charts below display the Needs items from the CANS. The stacked columns represent the total number of episodes with an actionable rating on each item, and the number of those that improved.*

Mean number of months between CANS: 11.0 • Median number of months between CANS: 11.5

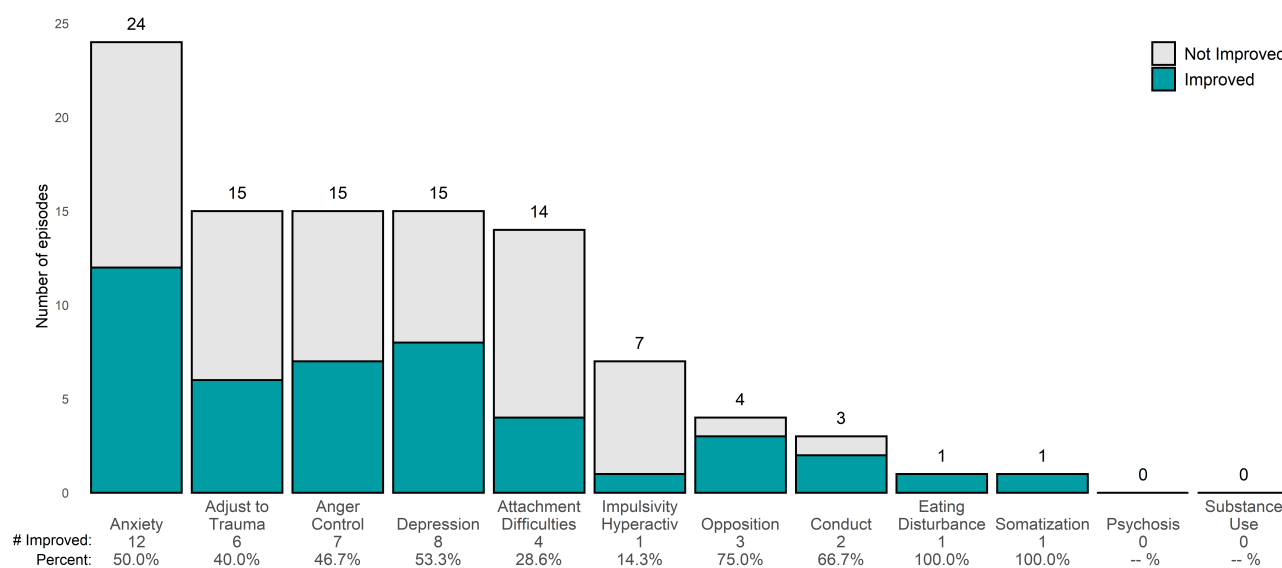
Number of CANS pairs with actionable items: 36 • Number of CANS pairs with improvement: 13

Number of CANS pairs without actionable items: 2 • Number of children/youth: 38

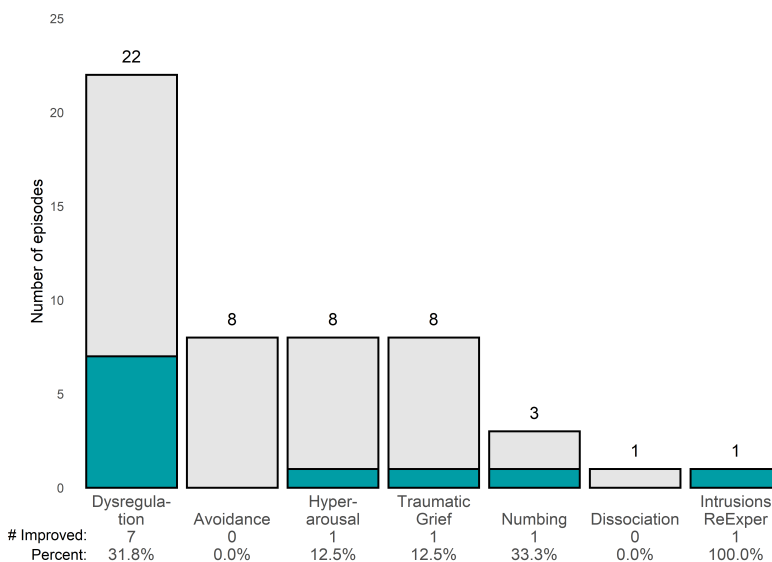
Percent of episodes improved on 50% or more of items: **36.1%**

Behavioral/Emotional Needs • 6 thru 20

CANS pairs for 6 thru 20: 36



Traumatic Stress Symptoms • 6 thru 20



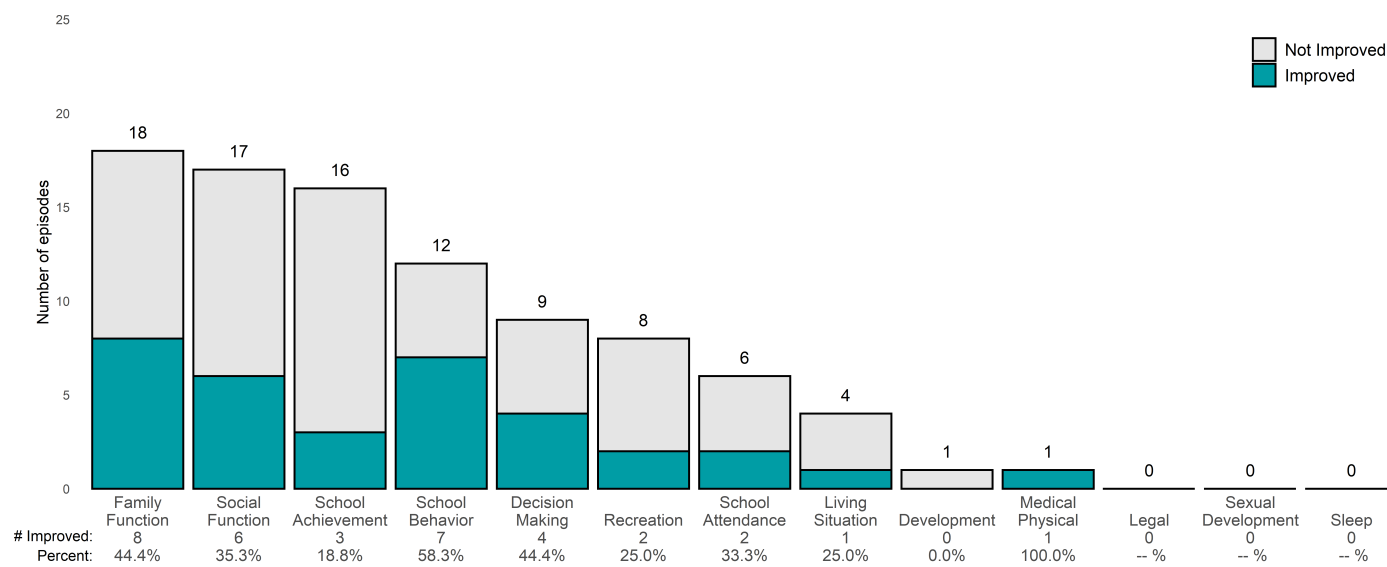
*The two most recent CANS are included for each child/youth episode, with the most recent CANS occurring during the reporting period. Only CANS with a minimum of 8 months of treatment between assessments are included. Actionable ratings are items rated as a 2 or a 3, and improvement is a decrease of 1 point or more.

Urban Services YMCA (38BV3)

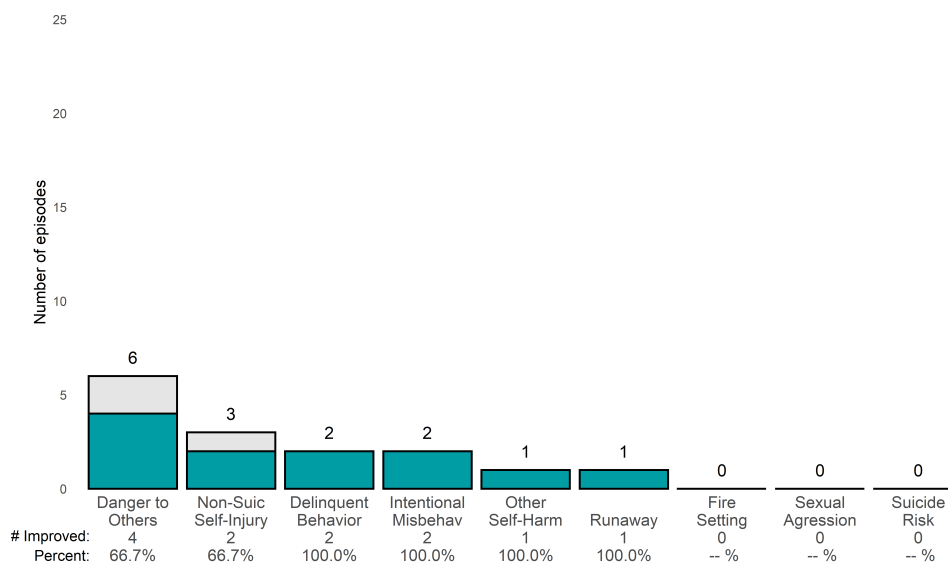
FY22-23 Q4 Performance Objective CYF-1 Needs Outcomes Item-Level Report

7/1/2022 - 6/30/2023

Impact on Functioning • 6 thru 20



Risk Behaviors • 6 thru 20



Urban Services YMCA IHBS (38BV4)

FY22-23 Q4 Performance Objective CYF-1 Needs Outcomes Item-Level Report

7/1/2022 - 6/30/2023

The charts below display the Needs items from the CANS. The stacked columns represent the total number of episodes with an actionable rating on each item, and the number of those that improved.*

Mean number of months between CANS: 10.4 • Median number of months between CANS: 10.0

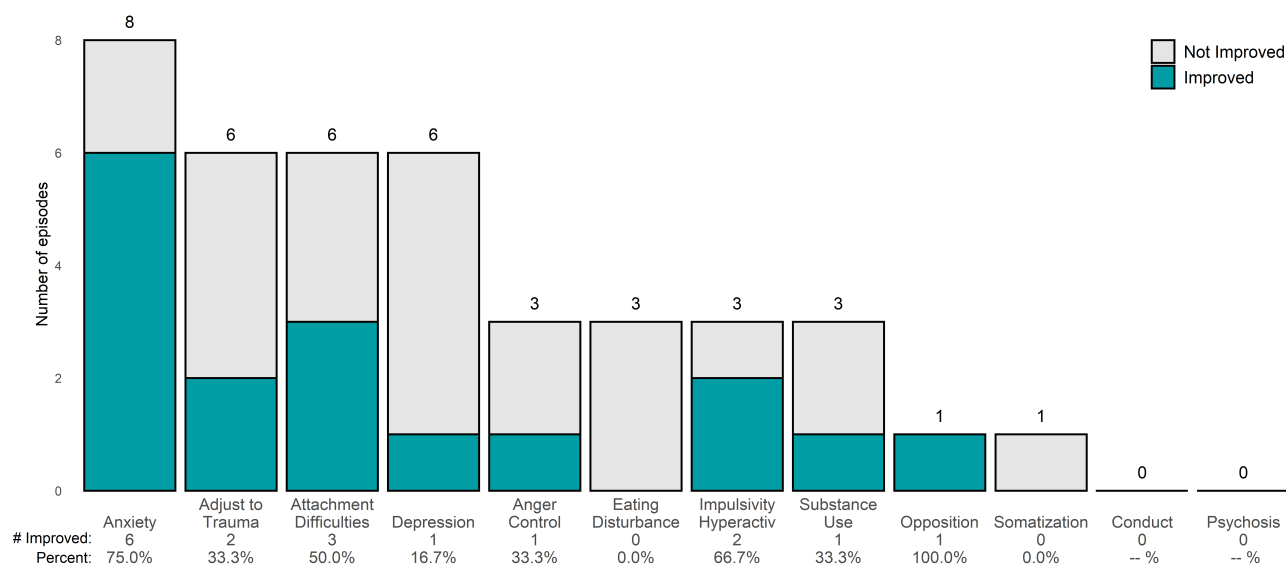
Number of CANS pairs with actionable items: 9 • Number of CANS pairs with improvement: 4

Number of CANS pairs without actionable items: 0 • Number of children/youth: 9

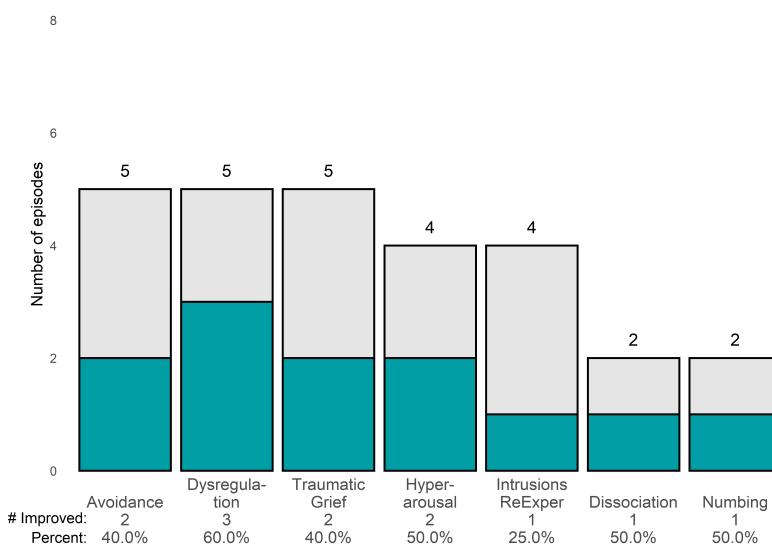
Percent of episodes improved on 50% or more of items: **44.4%**

Behavioral/Emotional Needs • 6 thru 20

CANS pairs for 6 thru 20: 9



Traumatic Stress Symptoms • 6 thru 20



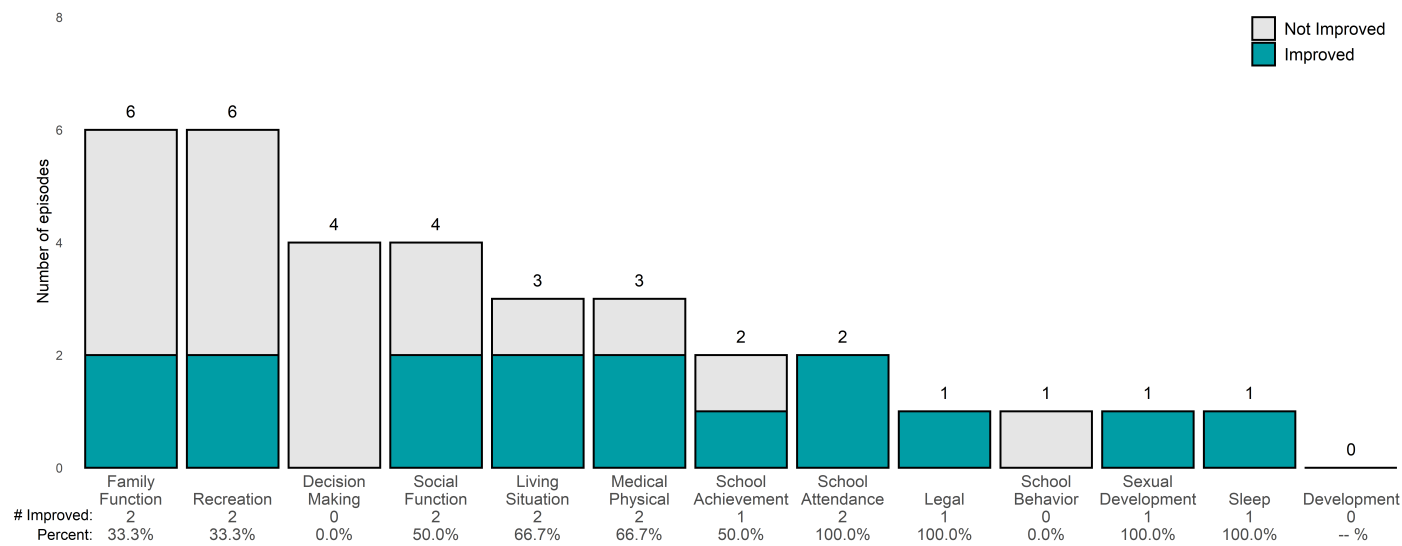
*The two most recent CANS are included for each child/youth episode, with the most recent CANS occurring during the reporting period. Only CANS with a minimum of 8 months of treatment between assessments are included. Actionable ratings are items rated as a 2 or a 3, and improvement is a decrease of 1 point or more.

Urban Services YMCA IHBS (38BV4)

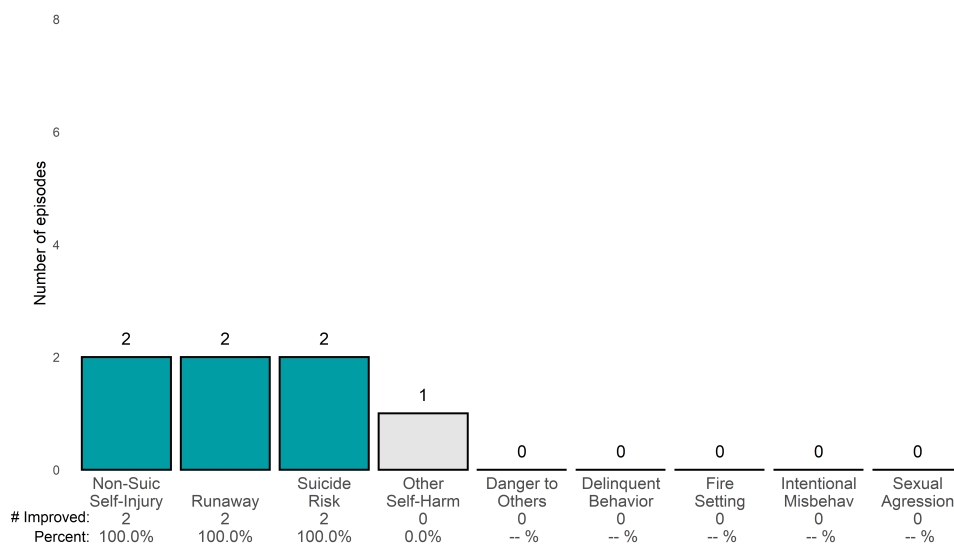
FY22-23 Q4 Performance Objective CYF-1 Needs Outcomes Item-Level Report

7/1/2022 - 6/30/2023

Impact on Functioning • 6 thru 20



Risk Behaviors • 6 thru 20



Urban Services YMCA Trauma and Recovery (38BVC3)

FY22-23 Q4 Performance Objective CYF-1 Needs Outcomes Item-Level Report

7/1/2022 - 6/30/2023

The charts below display the Needs items from the CANS. The stacked columns represent the total number of episodes with an actionable rating on each item, and the number of those that improved.*

Mean number of months between CANS: 10.8 • Median number of months between CANS: 10.3

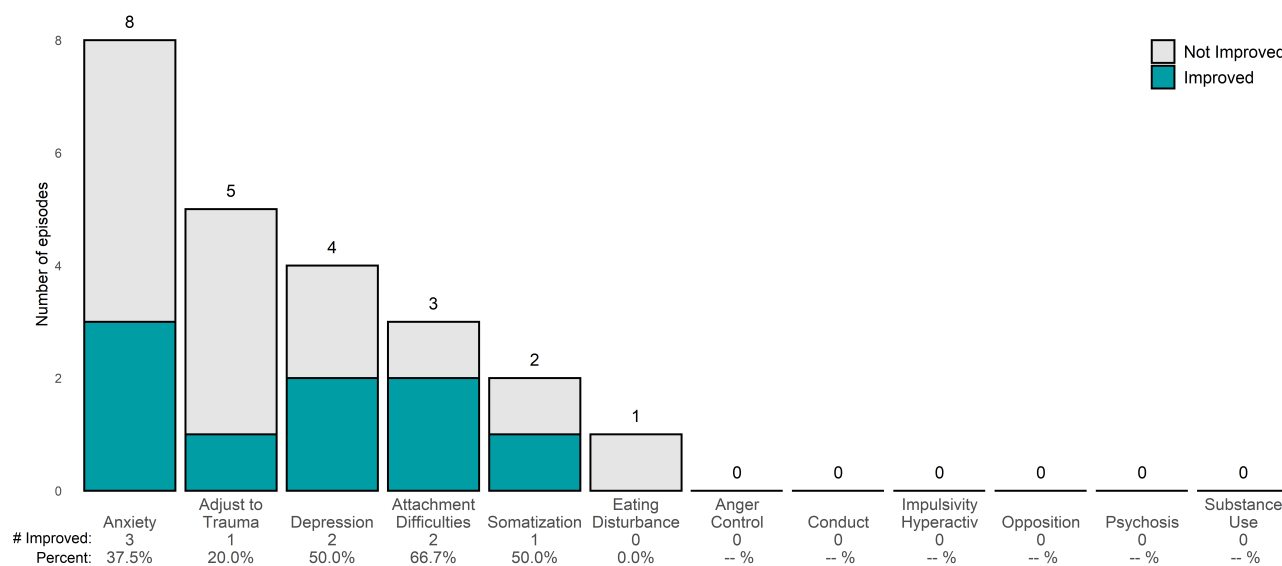
Number of CANS pairs with actionable items: 8 • Number of CANS pairs with improvement: 3

Number of CANS pairs without actionable items: 0 • Number of children/youth: 8

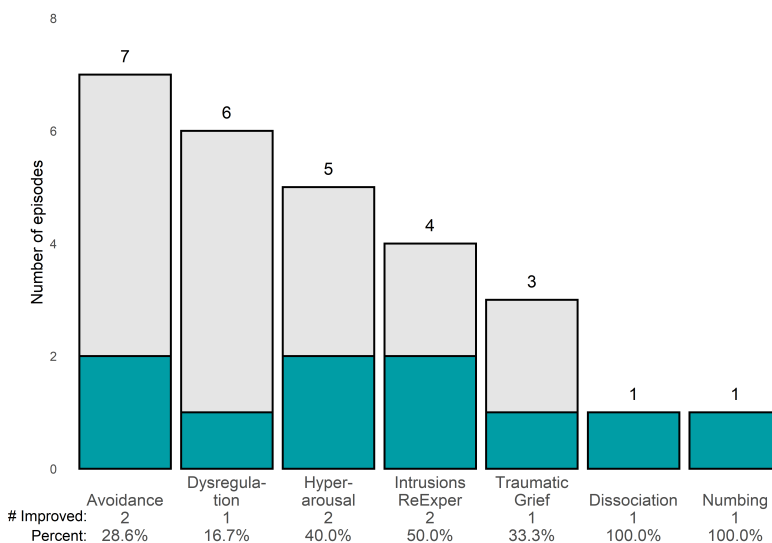
Percent of episodes improved on 50% or more of items: **37.5%**

Behavioral/Emotional Needs • 6 thru 20

CANS pairs for 6 thru 20: 8



Traumatic Stress Symptoms • 6 thru 20



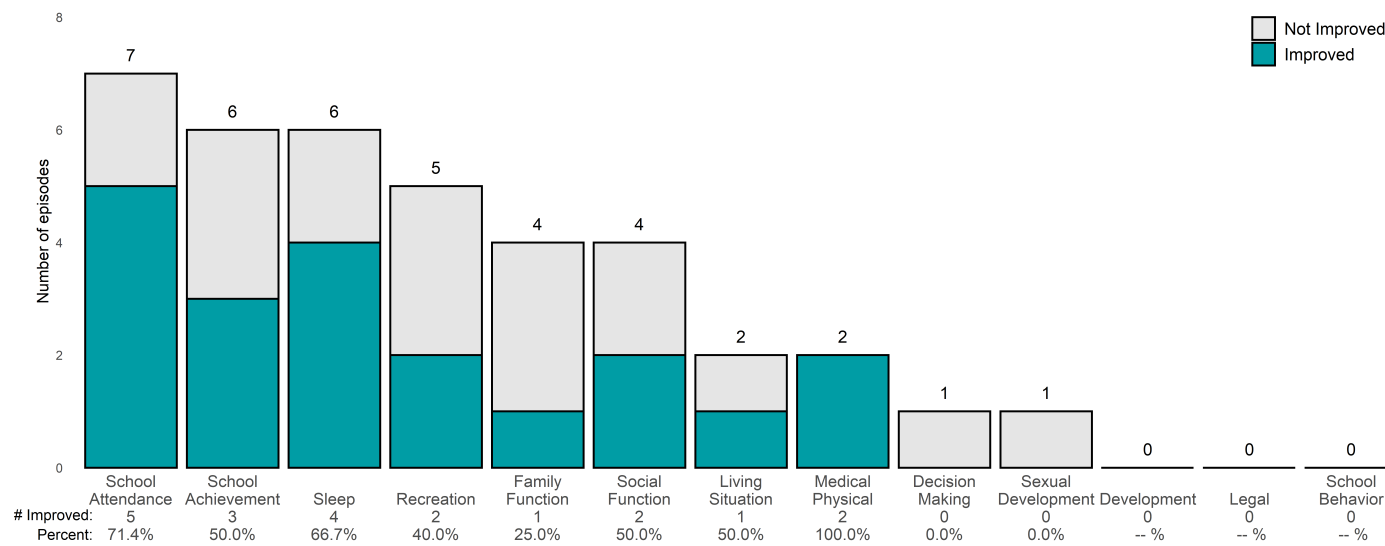
*The two most recent CANS are included for each child/youth episode, with the most recent CANS occurring during the reporting period. Only CANS with a minimum of 8 months of treatment between assessments are included. Actionable ratings are items rated as a 2 or a 3, and improvement is a decrease of 1 point or more.

Urban Services YMCA Trauma and Recovery (38BVC3)

FY22-23 Q4 Performance Objective CYF-1 Needs Outcomes Item-Level Report

7/1/2022 - 6/30/2023

Impact on Functioning • 6 thru 20



Risk Behaviors • 6 thru 20

