

## All Programs

### FY21-22 Q4 Performance Objective CYF-2 Strengths Outcomes Item-Level Report

7/1/2021 - 6/30/2022

The charts below display the Strengths items from the CANS. The stacked bars represent the total number of episodes for which at least two useful or centerpiece strengths were developed or maintained.\*

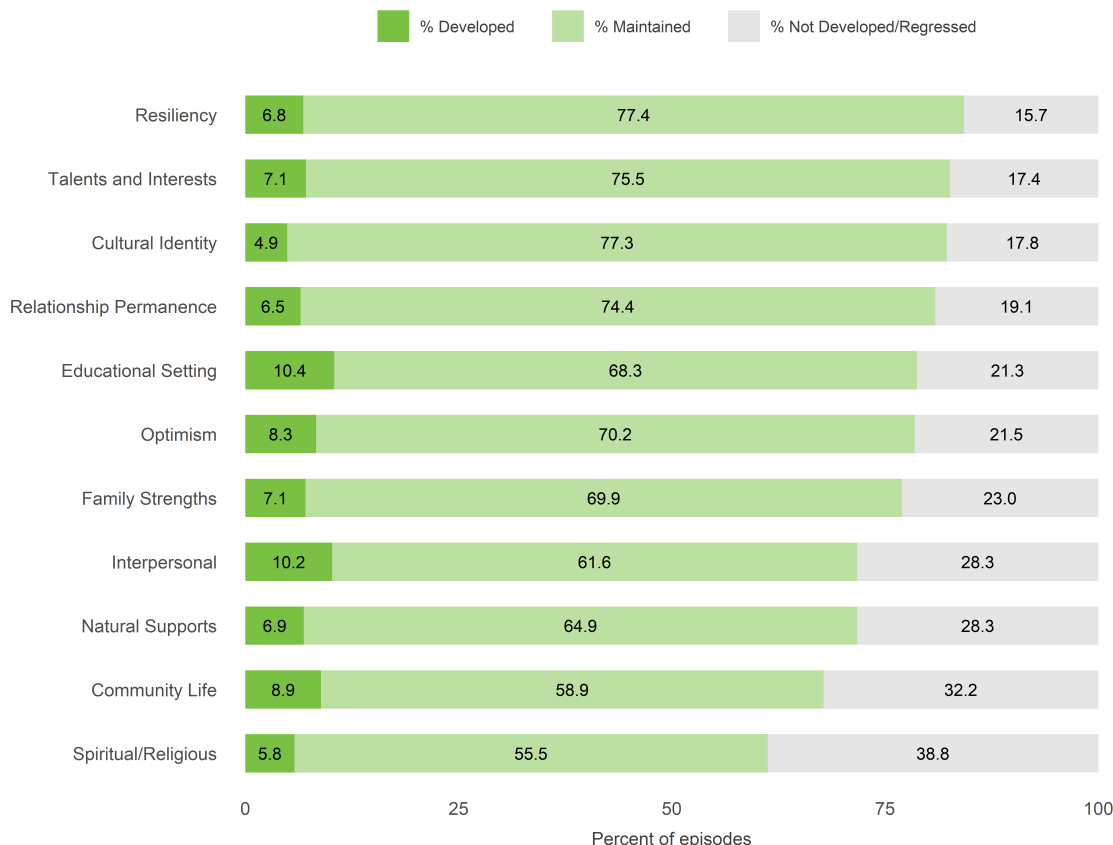
Mean number of months between CANS: 11.8 • Median number of months between CANS: 11.7

Number of children/youth: 1512 • Number of CANS pairs in this report: 1590

Number of CANS pairs with strengths developed: 322 • Number of CANS pairs with strengths maintained: 1531

<b>DEVELOPED</b> Strength item that was rated as 2 or 3 at Time 1 and the child/youth was helped to develop it into a 0 or 1 at Time 2	<b>MAINTAINED</b> Strength item that was rated as 0 or 1 at Time 1 and the child/youth maintained it as 0 or 1 at Time 2	<b>NOT DEVELOPED/REGRESSED</b> Strength item that was rated as 2 or 3 at Time 1 and Time 2, or was rated as 0 or 1 at Time 1 and 2 or 3 at Time 2
---	---	--

#### CANS pairs for 6 thru 20: 1543



\*The two most recent CANS are included for each child/youth episode, with the most recent CANS occurring during the reporting period. Only CANS with a minimum of 8 months of treatment between assessments are included. In the bar charts, items with no data shown do not have a CANS pair.

## All Programs

### FY21-22 Q4 Performance Objective CYF-2 Strengths Outcomes Item-Level Report

7/1/2021 - 6/30/2022

#### DEVELOPED

Strength item that was rated as 2 or 3 at Time 1 and the child/youth was helped to develop it into a 0 or 1 at Time 2

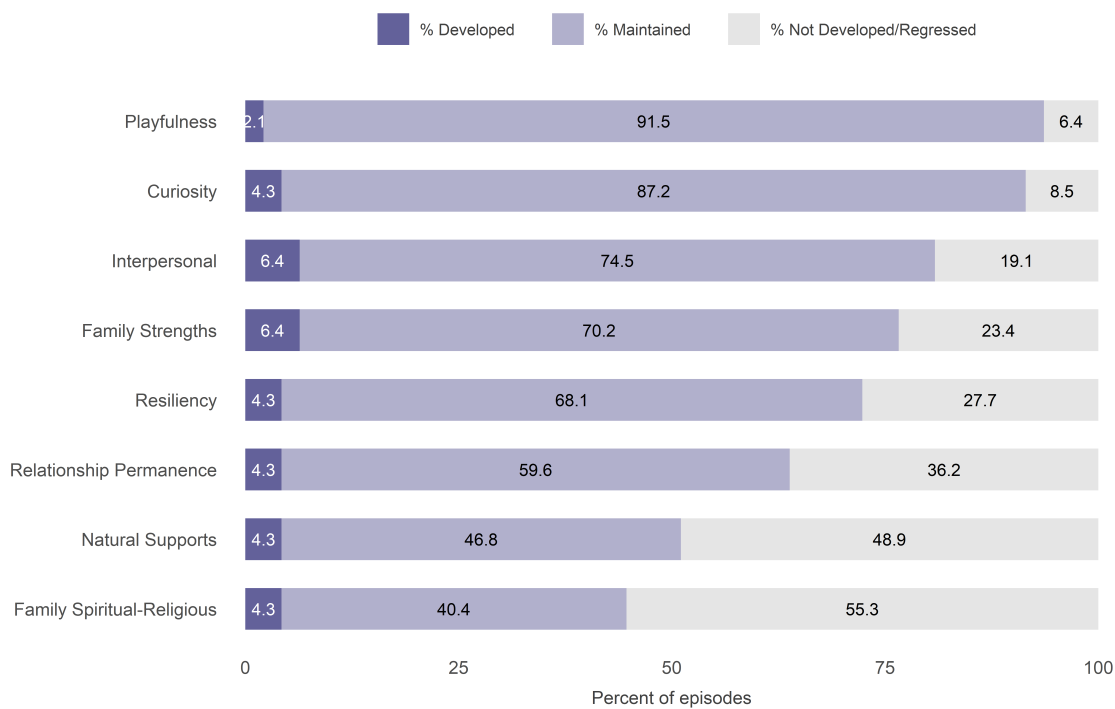
#### MAINTAINED

Strength item that was rated as 0 or 1 at Time 1 and the child/youth maintained it as 0 or 1 at Time 2

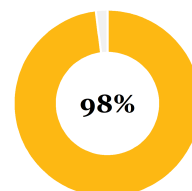
#### NOT DEVELOPED/REGRESSED

Strength item that was rated as 2 or 3 at Time 1 and Time 2, or was rated as 0 or 1 at Time 1 and 2 or 3 at Time 2

#### CANS pairs for 0 thru 5: 47



Percent of episodes for which at least two useful or centerpiece strengths were maintained and/or developed



# A Better Way SF Outpatient (38KYOP)

## FY21-22 Q4 Performance Objective CYF-2 Strengths Outcomes Item-Level Report

7/1/2021 - 6/30/2022

The charts below display the Strengths items from the CANS. The stacked bars represent the total number of episodes for which at least two useful or centerpiece strengths were developed or maintained.\*

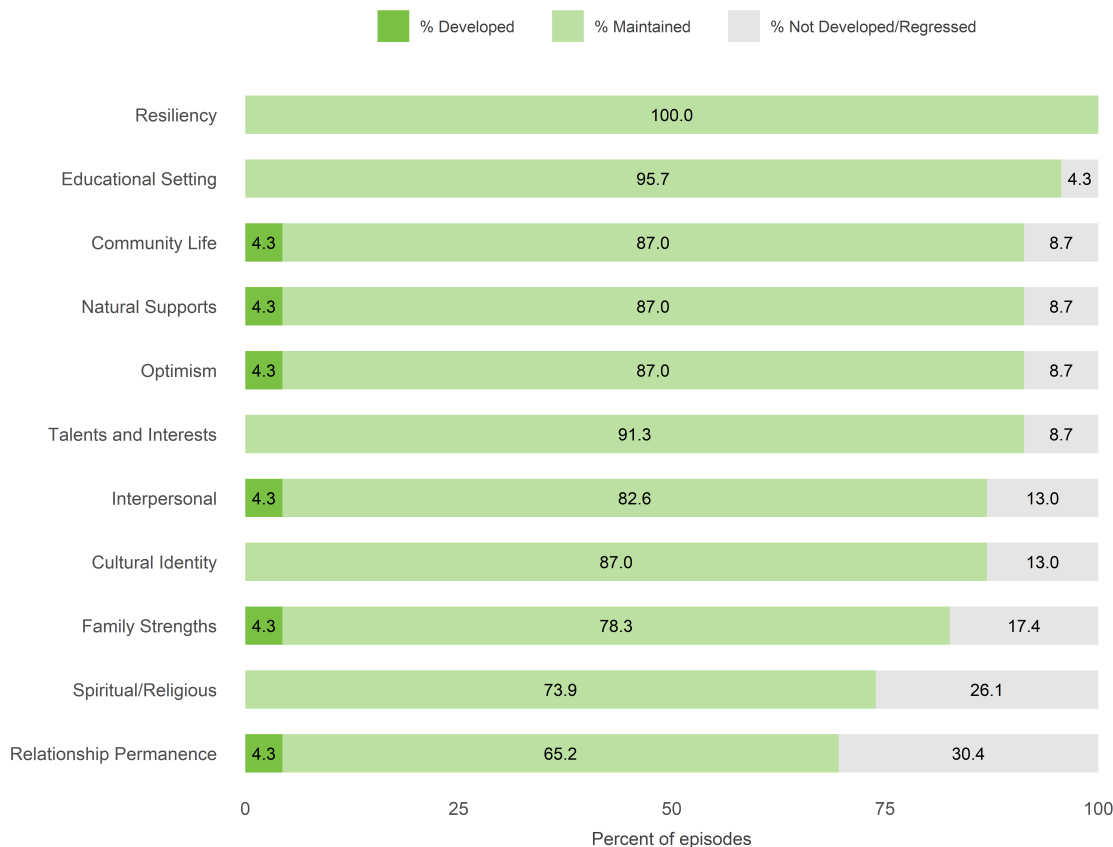
Mean number of months between CANS: 11.0 • Median number of months between CANS: 11.5

Number of children/youth: 26 • Number of CANS pairs in this report: 26

Number of CANS pairs with strengths developed: 2 • Number of CANS pairs with strengths maintained: 26

<p><b>DEVELOPED</b> Strength item that was rated as 2 or 3 at Time 1 and the child/youth was helped to develop it into a 0 or 1 at Time 2</p>	<p><b>MAINTAINED</b> Strength item that was rated as 0 or 1 at Time 1 and the child/youth maintained it as 0 or 1 at Time 2</p>	<p><b>NOT DEVELOPED/REGRESSED</b> Strength item that was rated as 2 or 3 at Time 1 and Time 2, or was rated as 0 or 1 at Time 1 and 2 or 3 at Time 2</p>
---	---	--

### CANS pairs for 6 thru 20: 23



\*The two most recent CANS are included for each child/youth episode, with the most recent CANS occurring during the reporting period. Only CANS with a minimum of 8 months of treatment between assessments are included. In the bar charts, items with no data shown do not have a CANS pair.

# A Better Way SF Outpatient (38KYOP)

## FY21-22 Q4 Performance Objective CYF-2 Strengths Outcomes Item-Level Report

7/1/2021 - 6/30/2022

### DEVELOPED

Strength item that was rated as 2 or 3 at Time 1 and the child/youth was helped to develop it into a 0 or 1 at Time 2

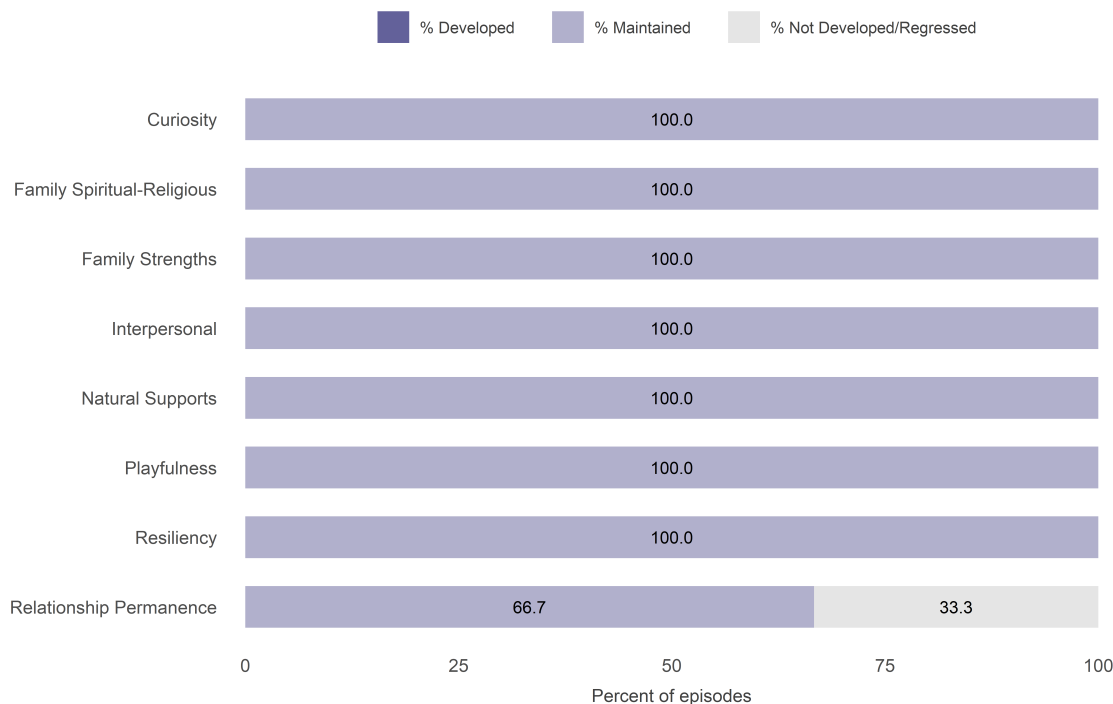
### MAINTAINED

Strength item that was rated as 0 or 1 at Time 1 and the child/youth maintained it as 0 or 1 at Time 2

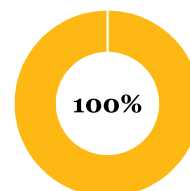
### NOT DEVELOPED/REGRESSED

Strength item that was rated as 2 or 3 at Time 1 and Time 2, or was rated as 0 or 1 at Time 1 and 2 or 3 at Time 2

### CANS pairs for 0 thru 5: 3



Percent of episodes for which at least two useful or centerpiece strengths were maintained and/or developed



# A Better Way SF Thera Visitati (38KY01)

## FY21-22 Q4 Performance Objective CYF-2 Strengths Outcomes Item-Level Report

7/1/2021 - 6/30/2022

The charts below display the Strengths items from the CANS. The stacked bars represent the total number of episodes for which at least two useful or centerpiece strengths were developed or maintained.\*

Mean number of months between CANS: 9.2 • Median number of months between CANS: 9.2

Number of children/youth: 1 • Number of CANS pairs in this report: 1

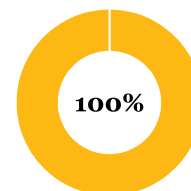
Number of CANS pairs with strengths developed: 0 • Number of CANS pairs with strengths maintained: 1

<p><b>DEVELOPED</b> Strength item that was rated as 2 or 3 at Time 1 and the child/youth was helped to develop it into a 0 or 1 at Time 2</p>	<p><b>MAINTAINED</b> Strength item that was rated as 0 or 1 at Time 1 and the child/youth maintained it as 0 or 1 at Time 2</p>	<p><b>NOT DEVELOPED/REGRESSED</b> Strength item that was rated as 2 or 3 at Time 1 and Time 2, or was rated as 0 or 1 at Time 1 and 2 or 3 at Time 2</p>
---	---	--

### CANS pairs for 6 thru 20: 1



Percent of episodes for which at least two useful or centerpiece strengths were maintained and/or developed



\*The two most recent CANS are included for each child/youth episode, with the most recent CANS occurring during the reporting period. Only CANS with a minimum of 8 months of treatment between assessments are included. In the bar charts, items with no data shown do not have a CANS pair.

# A Better Way, INC. 0-5 OP (38KY05)

## FY21-22 Q4 Performance Objective CYF-2 Strengths Outcomes Item-Level Report

7/1/2021 - 6/30/2022

The charts below display the Strengths items from the CANS. The stacked bars represent the total number of episodes for which at least two useful or centerpiece strengths were developed or maintained.\*

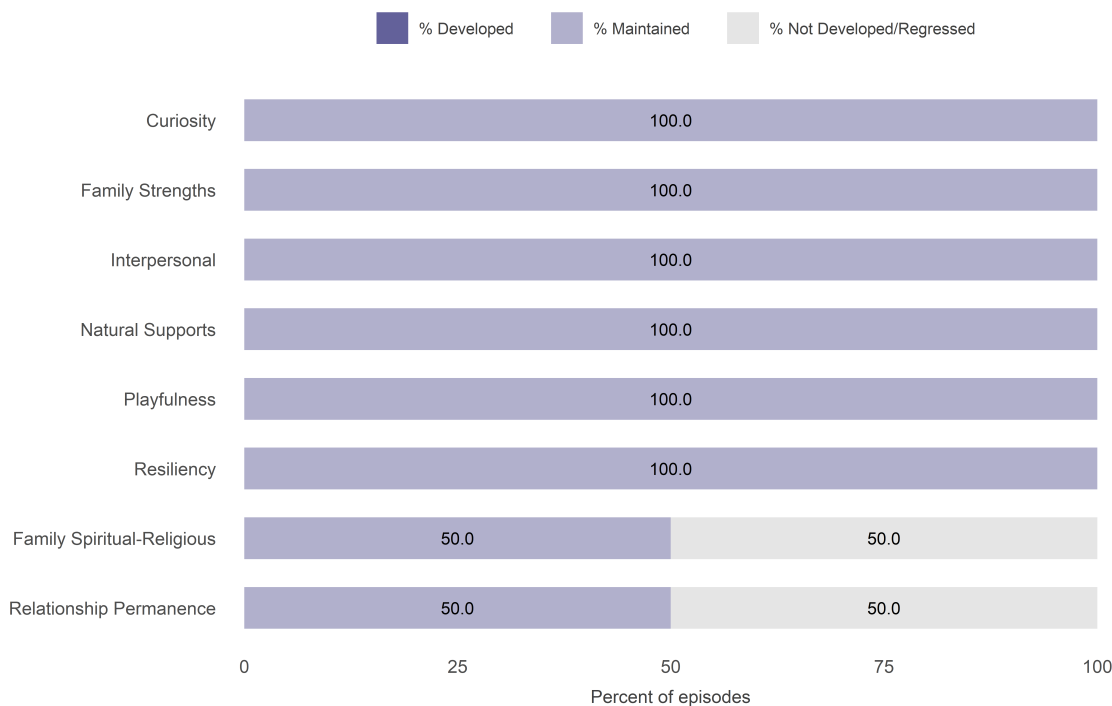
Mean number of months between CANS: 10.3 • Median number of months between CANS: 10.3

Number of children/youth: 2 • Number of CANS pairs in this report: 2

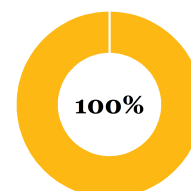
Number of CANS pairs with strengths developed: 0 • Number of CANS pairs with strengths maintained: 2

<p><b>DEVELOPED</b> Strength item that was rated as 2 or 3 at Time 1 and the child/youth was helped to develop it into a 0 or 1 at Time 2</p>	<p><b>MAINTAINED</b> Strength item that was rated as 0 or 1 at Time 1 and the child/youth maintained it as 0 or 1 at Time 2</p>	<p><b>NOT DEVELOPED/REGRESSED</b> Strength item that was rated as 2 or 3 at Time 1 and Time 2, or was rated as 0 or 1 at Time 1 and 2 or 3 at Time 2</p>
---	---	--

### CANS pairs for 0 thru 5: 2



Percent of episodes for which at least two useful or centerpiece strengths were maintained and/or developed



\*The two most recent CANS are included for each child/youth episode, with the most recent CANS occurring during the reporting period. Only CANS with a minimum of 8 months of treatment between assessments are included. In the bar charts, items with no data shown do not have a CANS pair.

## AFS Outpatient Program (38GSOP)

### FY21-22 Q4 Performance Objective CYF-2 Strengths Outcomes Item-Level Report

7/1/2021 - 6/30/2022

The charts below display the Strengths items from the CANS. The stacked bars represent the total number of episodes for which at least two useful or centerpiece strengths were developed or maintained.\*

Mean number of months between CANS: 10.9 • Median number of months between CANS: 11.2

Number of children/youth: 51 • Number of CANS pairs in this report: 51

Number of CANS pairs with strengths developed: 15 • Number of CANS pairs with strengths maintained: 51

#### DEVELOPED

Strength item that was rated as 2 or 3 at Time 1 and the child/youth was helped to develop it into a 0 or 1 at Time 2

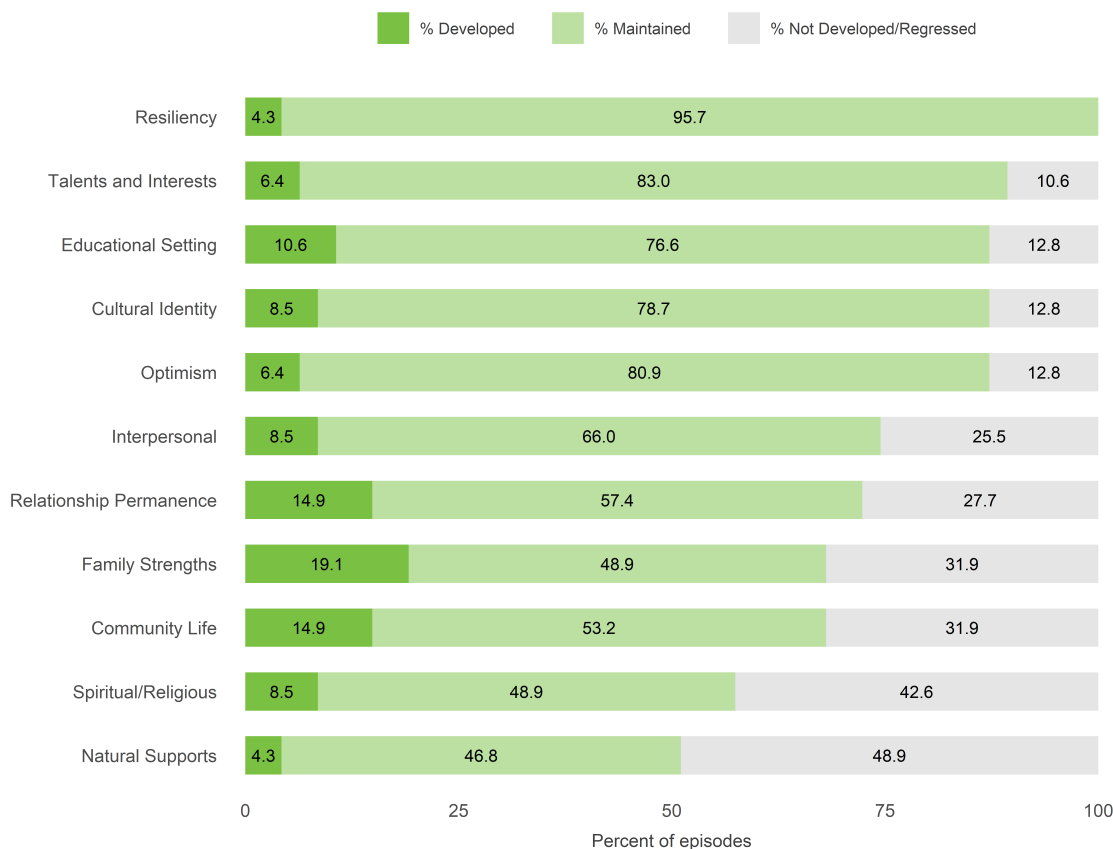
#### MAINTAINED

Strength item that was rated as 0 or 1 at Time 1 and the child/youth maintained it as 0 or 1 at Time 2

#### NOT DEVELOPED/REGRESSED

Strength item that was rated as 2 or 3 at Time 1 and Time 2, or was rated as 0 or 1 at Time 1 and 2 or 3 at Time 2

#### CANS pairs for 6 thru 20: 47



\*The two most recent CANS are included for each child/youth episode, with the most recent CANS occurring during the reporting period. Only CANS with a minimum of 8 months of treatment between assessments are included. In the bar charts, items with no data shown do not have a CANS pair.

# AFS Outpatient Program (38GSOP)

## FY21-22 Q4 Performance Objective CYF-2 Strengths Outcomes Item-Level Report

7/1/2021 - 6/30/2022

### DEVELOPED

Strength item that was rated as 2 or 3 at Time 1 and the child/youth was helped to develop it into a 0 or 1 at Time 2

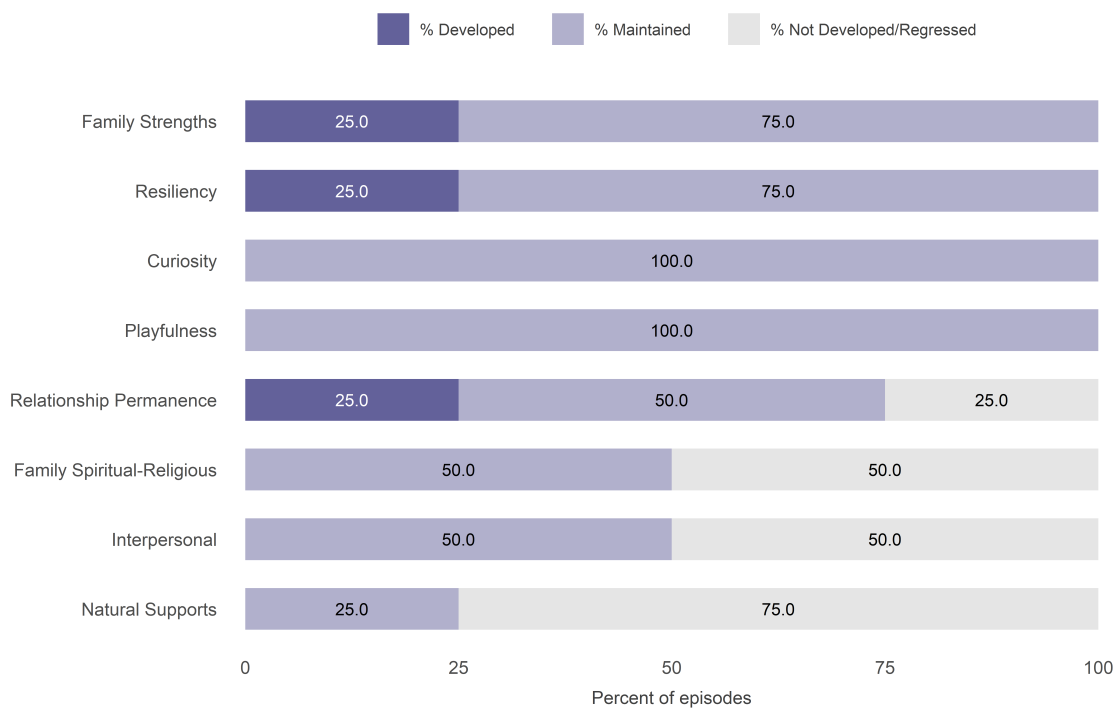
### MAINTAINED

Strength item that was rated as 0 or 1 at Time 1 and the child/youth maintained it as 0 or 1 at Time 2

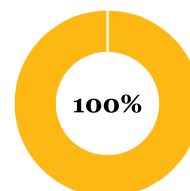
### NOT DEVELOPED/REGRESSED

Strength item that was rated as 2 or 3 at Time 1 and Time 2, or was rated as 0 or 1 at Time 1 and 2 or 3 at Time 2

### CANS pairs for 0 thru 5: 4



Percent of episodes for which at least two useful or centerpiece strengths were maintained and/or developed





# AFS SF Therapeutic Visitation (38GS01)

## FY21-22 Q4 Performance Objective CYF-2 Strengths Outcomes Item-Level Report

7/1/2021 - 6/30/2022

The charts below display the Strengths items from the CANS. The stacked bars represent the total number of episodes for which at least two useful or centerpiece strengths were developed or maintained.\*

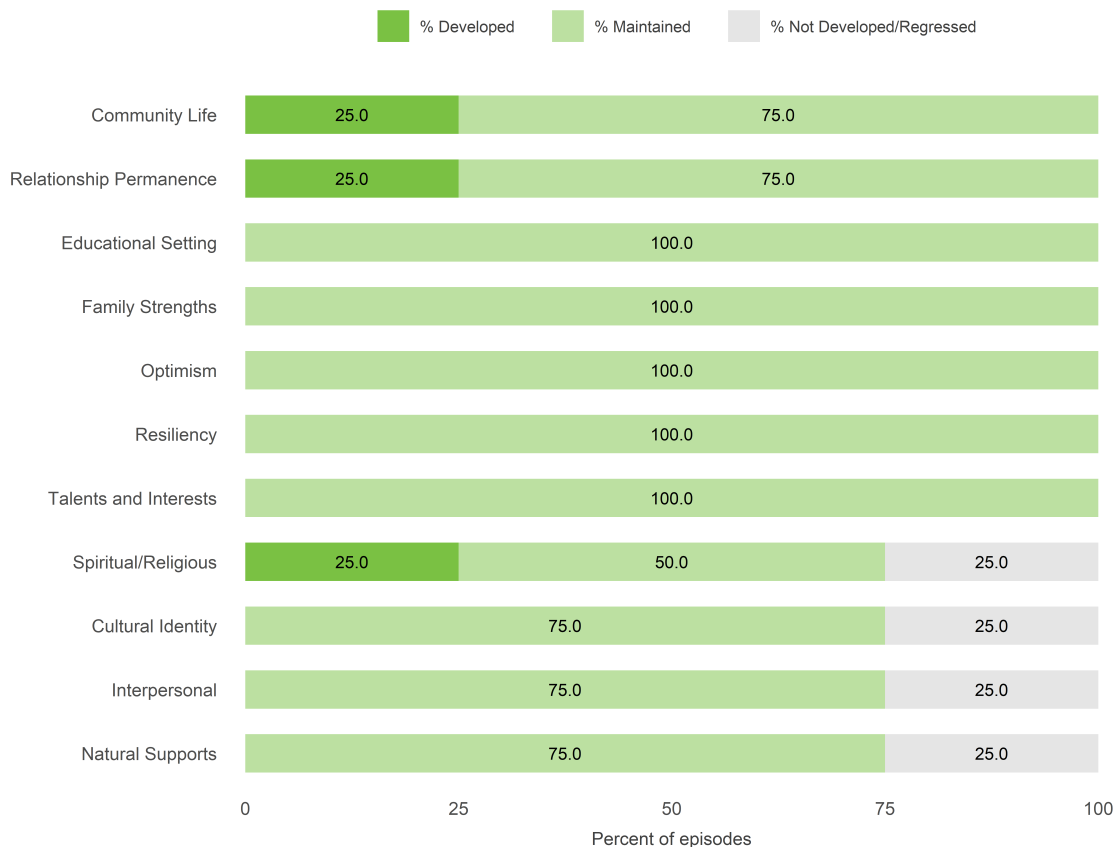
Mean number of months between CANS: 9.9 • Median number of months between CANS: 10.2

Number of children/youth: 5 • Number of CANS pairs in this report: 5

Number of CANS pairs with strengths developed: 0 • Number of CANS pairs with strengths maintained: 5

<b>DEVELOPED</b> Strength item that was rated as 2 or 3 at Time 1 and the child/youth was helped to develop it into a 0 or 1 at Time 2	<b>MAINTAINED</b> Strength item that was rated as 0 or 1 at Time 1 and the child/youth maintained it as 0 or 1 at Time 2	<b>NOT DEVELOPED/REGRESSED</b> Strength item that was rated as 2 or 3 at Time 1 and Time 2, or was rated as 0 or 1 at Time 1 and 2 or 3 at Time 2
---	---	--

### CANS pairs for 6 thru 20: 4



\*The two most recent CANS are included for each child/youth episode, with the most recent CANS occurring during the reporting period. Only CANS with a minimum of 8 months of treatment between assessments are included. In the bar charts, items with no data shown do not have a CANS pair.

# AFS SF Therapeutic Visitation (38GS01)

## FY21-22 Q4 Performance Objective CYF-2 Strengths Outcomes Item-Level Report

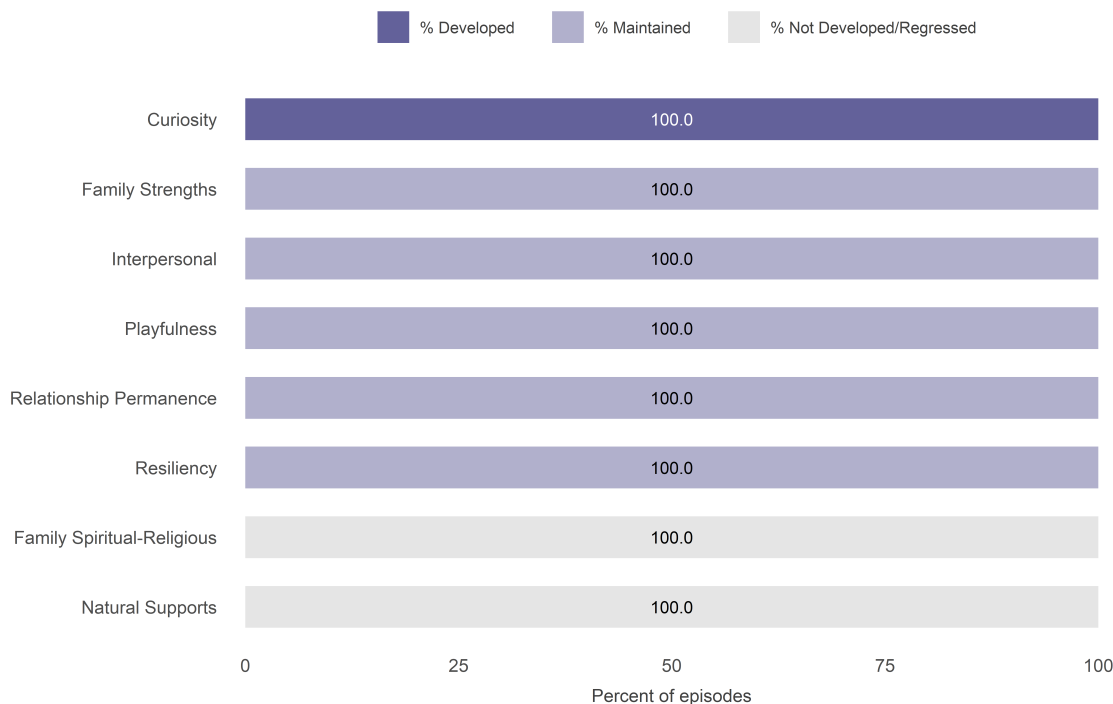
7/1/2021 - 6/30/2022

**DEVELOPED**  
Strength item that was rated as 2 or 3 at Time 1 and the child/youth was helped to develop it into a 0 or 1 at Time 2

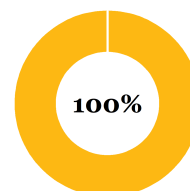
**MAINTAINED**  
Strength item that was rated as 0 or 1 at Time 1 and the child/youth maintained it as 0 or 1 at Time 2

**NOT DEVELOPED/REGRESSED**  
Strength item that was rated as 2 or 3 at Time 1 and Time 2, or was rated as 0 or 1 at Time 1 and 2 or 3 at Time 2

### CANS pairs for 0 thru 5: 1



Percent of episodes for which at least two useful or centerpiece strengths were maintained and/or developed



# BVHP Third Street Children (38516)

## FY21-22 Q4 Performance Objective CYF-2 Strengths Outcomes Item-Level Report

7/1/2021 - 6/30/2022

The charts below display the Strengths items from the CANS. The stacked bars represent the total number of episodes for which at least two useful or centerpiece strengths were developed or maintained.\*

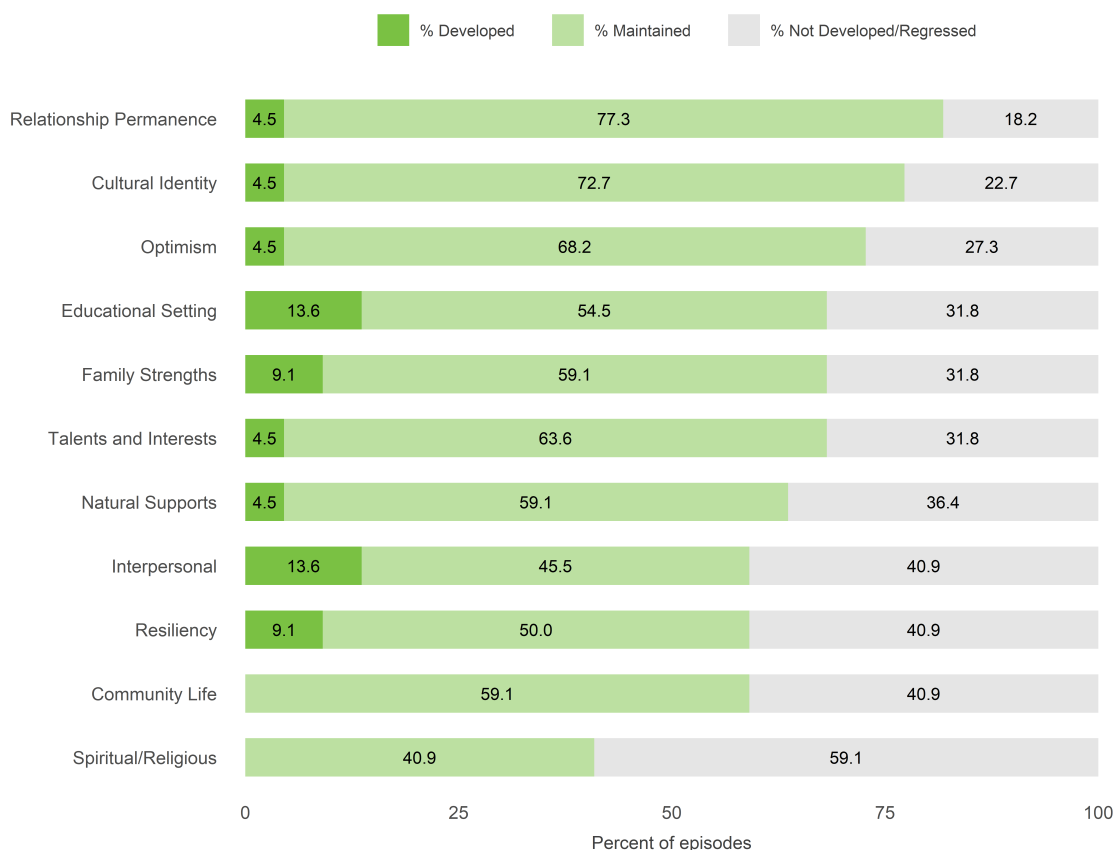
Mean number of months between CANS: 10.9 • Median number of months between CANS: 11.2

Number of children/youth: 22 • Number of CANS pairs in this report: 22

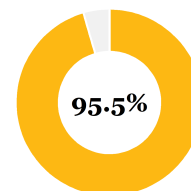
Number of CANS pairs with strengths developed: 4 • Number of CANS pairs with strengths maintained: 18

<b>DEVELOPED</b> Strength item that was rated as 2 or 3 at Time 1 and the child/youth was helped to develop it into a 0 or 1 at Time 2	<b>MAINTAINED</b> Strength item that was rated as 0 or 1 at Time 1 and the child/youth maintained it as 0 or 1 at Time 2	<b>NOT DEVELOPED/REGRESSED</b> Strength item that was rated as 2 or 3 at Time 1 and Time 2, or was rated as 0 or 1 at Time 1 and 2 or 3 at Time 2
---	---	--

### CANS pairs for 6 thru 20: 22



Percent of episodes for which at least two useful or centerpiece strengths were maintained and/or developed



\*The two most recent CANS are included for each child/youth episode, with the most recent CANS occurring during the reporting period. Only CANS with a minimum of 8 months of treatment between assessments are included. In the bar charts, items with no data shown do not have a CANS pair.

# CASARC Outpatient Svc (38C51)

## FY21-22 Q4 Performance Objective CYF-2 Strengths Outcomes Item-Level Report

7/1/2021 - 6/30/2022

The charts below display the Strengths items from the CANS. The stacked bars represent the total number of episodes for which at least two useful or centerpiece strengths were developed or maintained.\*

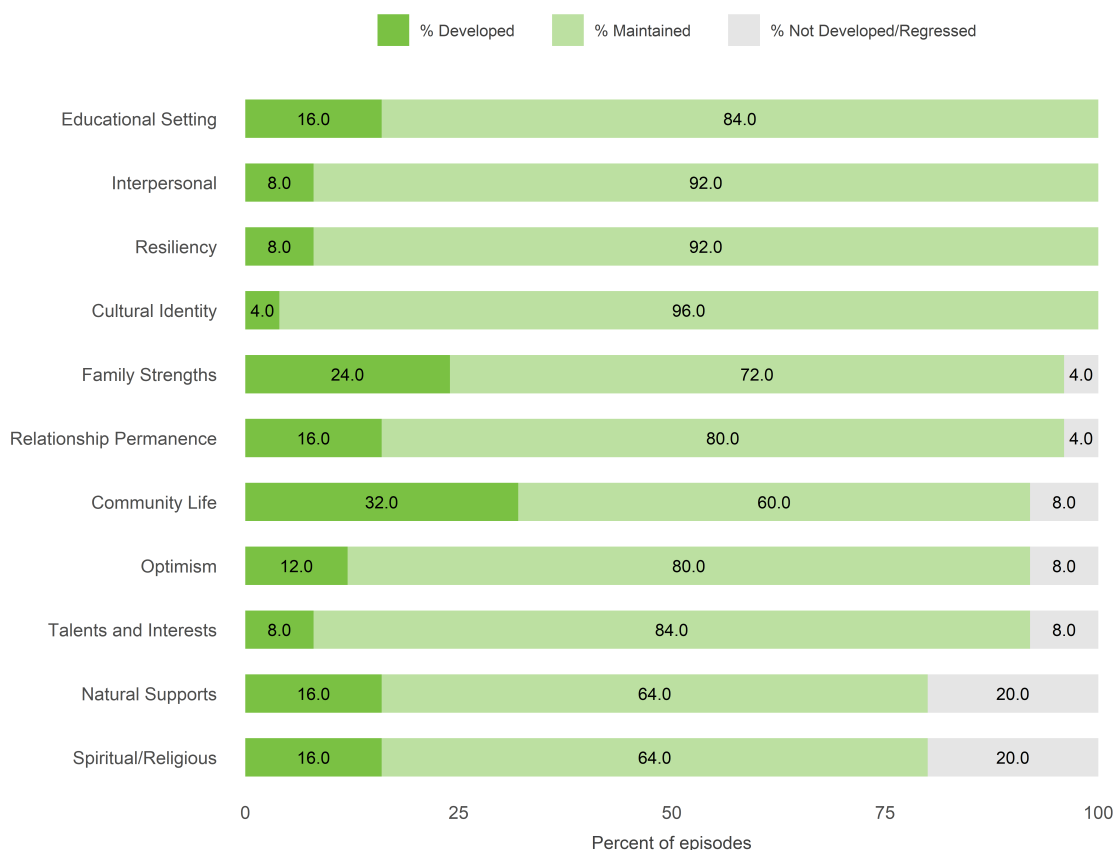
Mean number of months between CANS: 11.1 • Median number of months between CANS: 10.8

Number of children/youth: 25 • Number of CANS pairs in this report: 25

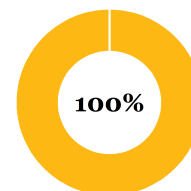
Number of CANS pairs with strengths developed: 11 • Number of CANS pairs with strengths maintained: 25

<b>DEVELOPED</b> Strength item that was rated as 2 or 3 at Time 1 and the child/youth was helped to develop it into a 0 or 1 at Time 2	<b>MAINTAINED</b> Strength item that was rated as 0 or 1 at Time 1 and the child/youth maintained it as 0 or 1 at Time 2	<b>NOT DEVELOPED/REGRESSED</b> Strength item that was rated as 2 or 3 at Time 1 and Time 2, or was rated as 0 or 1 at Time 1 and 2 or 3 at Time 2
---	---	--

### CANS pairs for 6 thru 20: 25



Percent of episodes for which at least two useful or centerpiece strengths were maintained and/or developed



\*The two most recent CANS are included for each child/youth episode, with the most recent CANS occurring during the reporting period. Only CANS with a minimum of 8 months of treatment between assessments are included. In the bar charts, items with no data shown do not have a CANS pair.

# CCDC Child Dev Center (38746)

## FY21-22 Q4 Performance Objective CYF-2 Strengths Outcomes Item-Level Report

7/1/2021 - 6/30/2022

The charts below display the Strengths items from the CANS. The stacked bars represent the total number of episodes for which at least two useful or centerpiece strengths were developed or maintained.\*

Mean number of months between CANS: 11.9 • Median number of months between CANS: 11.8

Number of children/youth: 153 • Number of CANS pairs in this report: 153

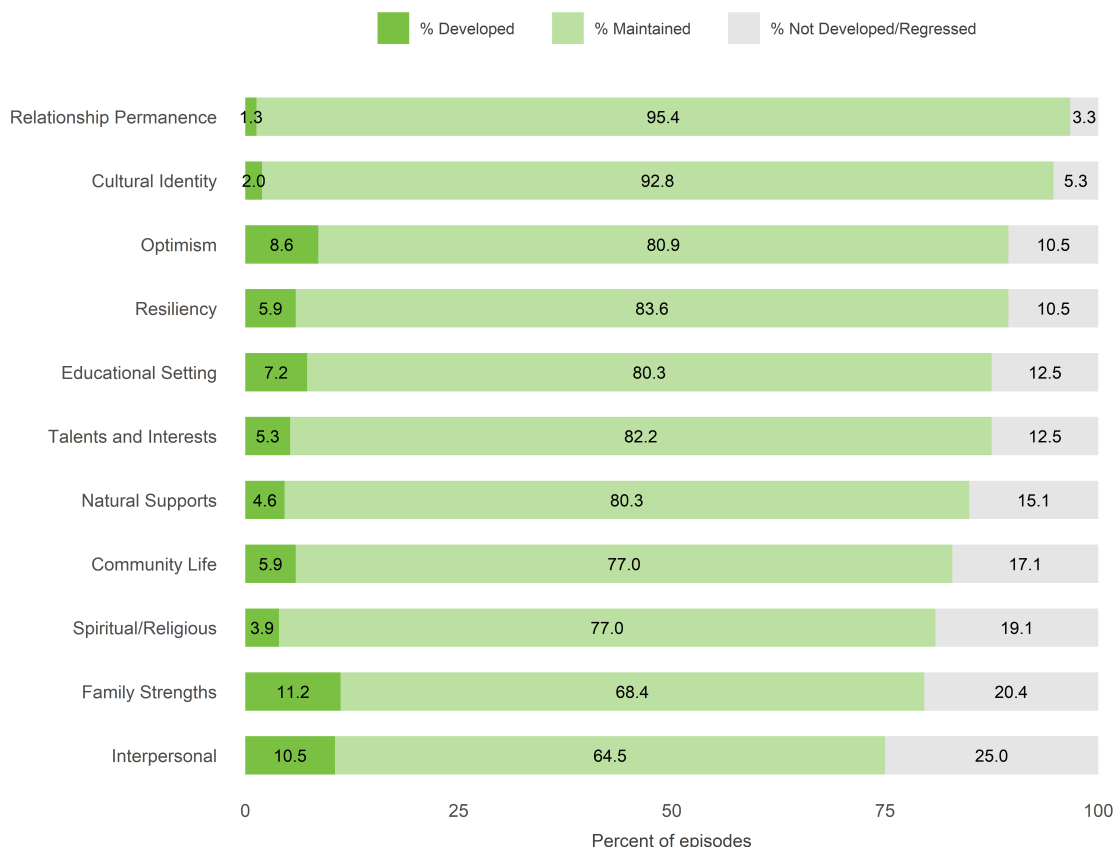
Number of CANS pairs with strengths developed: 26 • Number of CANS pairs with strengths maintained: 151

**DEVELOPED**  
Strength item that was rated as 2 or 3 at Time 1 and the child/youth was helped to develop it into a 0 or 1 at Time 2

**MAINTAINED**  
Strength item that was rated as 0 or 1 at Time 1 and the child/youth maintained it as 0 or 1 at Time 2

**NOT DEVELOPED/REGRESSED**  
Strength item that was rated as 2 or 3 at Time 1 and Time 2, or was rated as 0 or 1 at Time 1 and 2 or 3 at Time 2

### CANS pairs for 6 thru 20: 152



\*The two most recent CANS are included for each child/youth episode, with the most recent CANS occurring during the reporting period. Only CANS with a minimum of 8 months of treatment between assessments are included. In the bar charts, items with no data shown do not have a CANS pair.

# CCDC Child Dev Center (38746)

## FY21-22 Q4 Performance Objective CYF-2 Strengths Outcomes Item-Level Report

7/1/2021 - 6/30/2022

### DEVELOPED

Strength item that was rated as 2 or 3 at Time 1 and the child/youth was helped to develop it into a 0 or 1 at Time 2

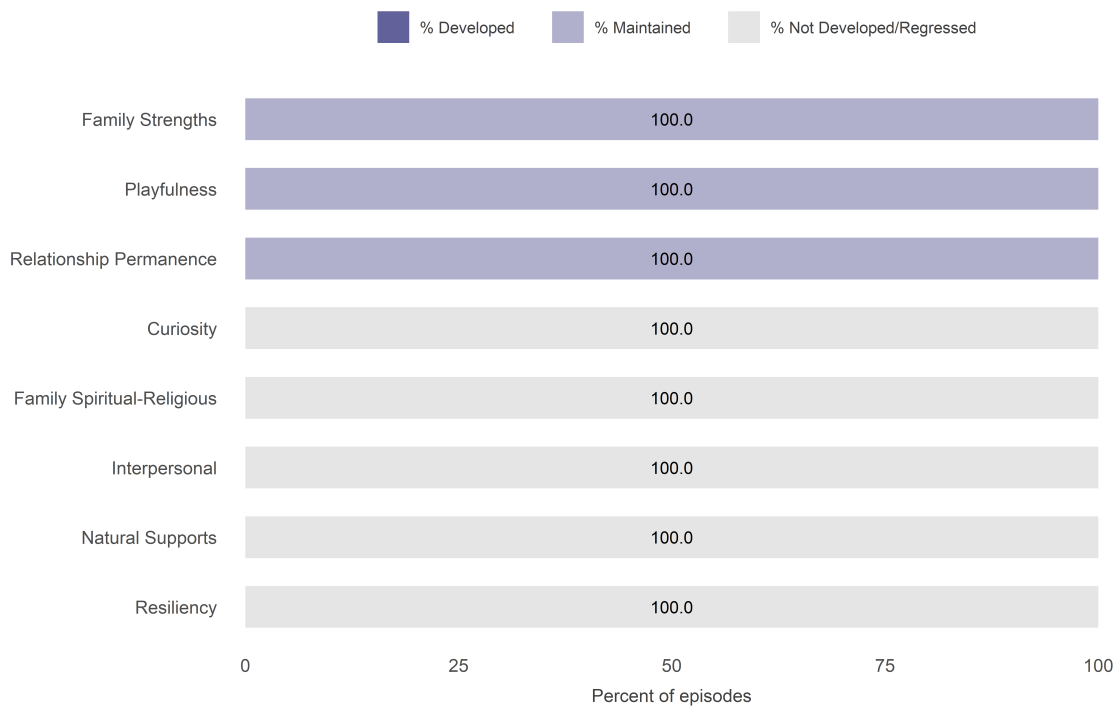
### MAINTAINED

Strength item that was rated as 0 or 1 at Time 1 and the child/youth maintained it as 0 or 1 at Time 2

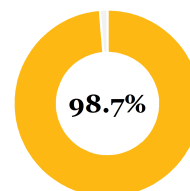
### NOT DEVELOPED/REGRESSED

Strength item that was rated as 2 or 3 at Time 1 and Time 2, or was rated as 0 or 1 at Time 1 and 2 or 3 at Time 2

### CANS pairs for 0 thru 5: 1



Percent of episodes for which at least two useful or centerpiece strengths were maintained and/or developed



## CJCJ Community Options for Youth (38GJ2)

### FY21-22 Q4 Performance Objective CYF-2 Strengths Outcomes Item-Level Report

7/1/2021 - 6/30/2022

The charts below display the Strengths items from the CANS. The stacked bars represent the total number of episodes for which at least two useful or centerpiece strengths were developed or maintained.\*

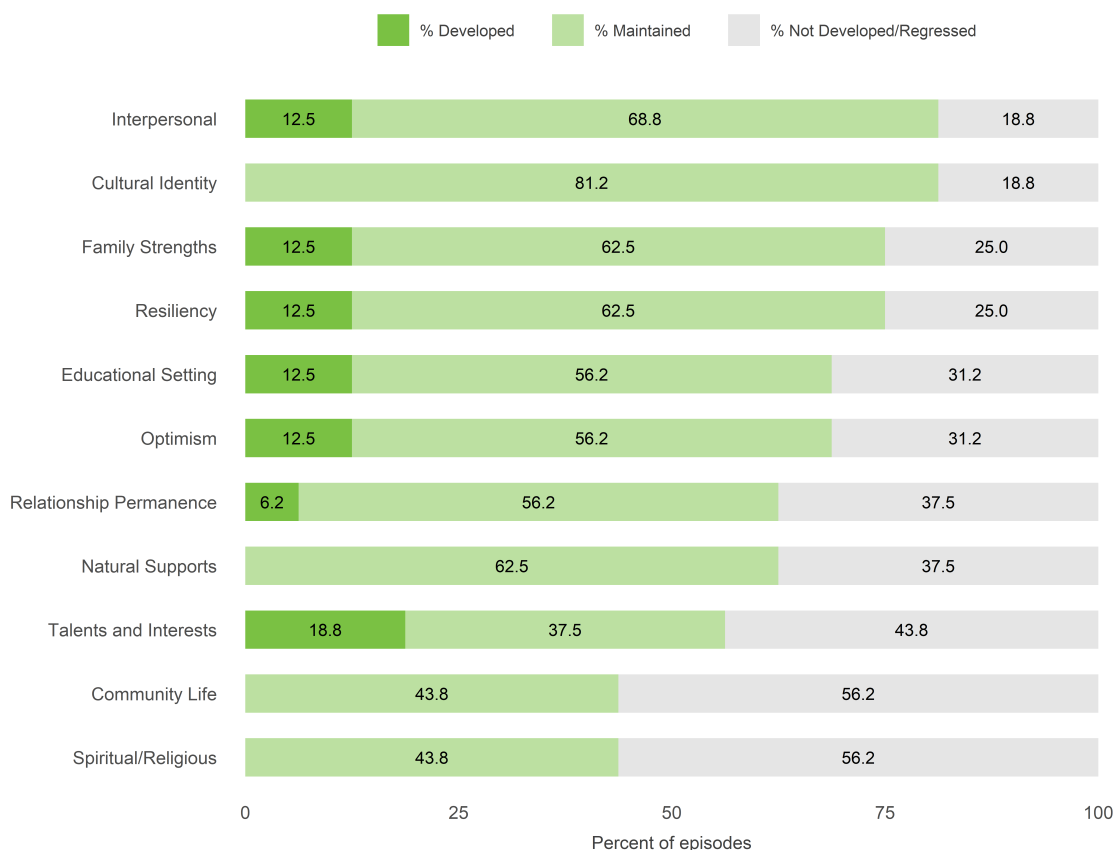
Mean number of months between CANS: 11.5 • Median number of months between CANS: 11.7

Number of children/youth: 16 • Number of CANS pairs in this report: 16

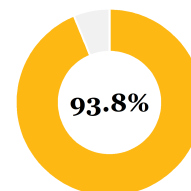
Number of CANS pairs with strengths developed: 4 • Number of CANS pairs with strengths maintained: 15

<b>DEVELOPED</b> Strength item that was rated as 2 or 3 at Time 1 and the child/youth was helped to develop it into a 0 or 1 at Time 2	<b>MAINTAINED</b> Strength item that was rated as 0 or 1 at Time 1 and the child/youth maintained it as 0 or 1 at Time 2	<b>NOT DEVELOPED/REGRESSED</b> Strength item that was rated as 2 or 3 at Time 1 and Time 2, or was rated as 0 or 1 at Time 1 and 2 or 3 at Time 2
---	---	--

#### CANS pairs for 6 thru 20: 16



Percent of episodes for which at least two useful or centerpiece strengths were maintained and/or developed



\*The two most recent CANS are included for each child/youth episode, with the most recent CANS occurring during the reporting period. Only CANS with a minimum of 8 months of treatment between assessments are included. In the bar charts, items with no data shown do not have a CANS pair.

# CYC - IHBS-EPSDT (38CY4)

## FY21-22 Q4 Performance Objective CYF-2 Strengths Outcomes Item-Level Report

7/1/2021 - 6/30/2022

The charts below display the Strengths items from the CANS. The stacked bars represent the total number of episodes for which at least two useful or centerpiece strengths were developed or maintained.\*

Mean number of months between CANS: 11.0 • Median number of months between CANS: 10.5

Number of children/youth: 9 • Number of CANS pairs in this report: 9

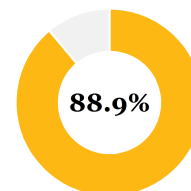
Number of CANS pairs with strengths developed: 1 • Number of CANS pairs with strengths maintained: 7

<b>DEVELOPED</b> Strength item that was rated as 2 or 3 at Time 1 and the child/youth was helped to develop it into a 0 or 1 at Time 2	<b>MAINTAINED</b> Strength item that was rated as 0 or 1 at Time 1 and the child/youth maintained it as 0 or 1 at Time 2	<b>NOT DEVELOPED/REGRESSED</b> Strength item that was rated as 2 or 3 at Time 1 and Time 2, or was rated as 0 or 1 at Time 1 and 2 or 3 at Time 2
---	---	--

### CANS pairs for 6 thru 20: 9



Percent of episodes for which at least two useful or centerpiece strengths were maintained and/or developed



\*The two most recent CANS are included for each child/youth episode, with the most recent CANS occurring during the reporting period. Only CANS with a minimum of 8 months of treatment between assessments are included. In the bar charts, items with no data shown do not have a CANS pair.



# Dignity Health McAuley OP (38CMOP)

## FY21-22 Q4 Performance Objective CYF-2 Strengths Outcomes Item-Level Report

7/1/2021 - 6/30/2022

The charts below display the Strengths items from the CANS. The stacked bars represent the total number of episodes for which at least two useful or centerpiece strengths were developed or maintained.\*

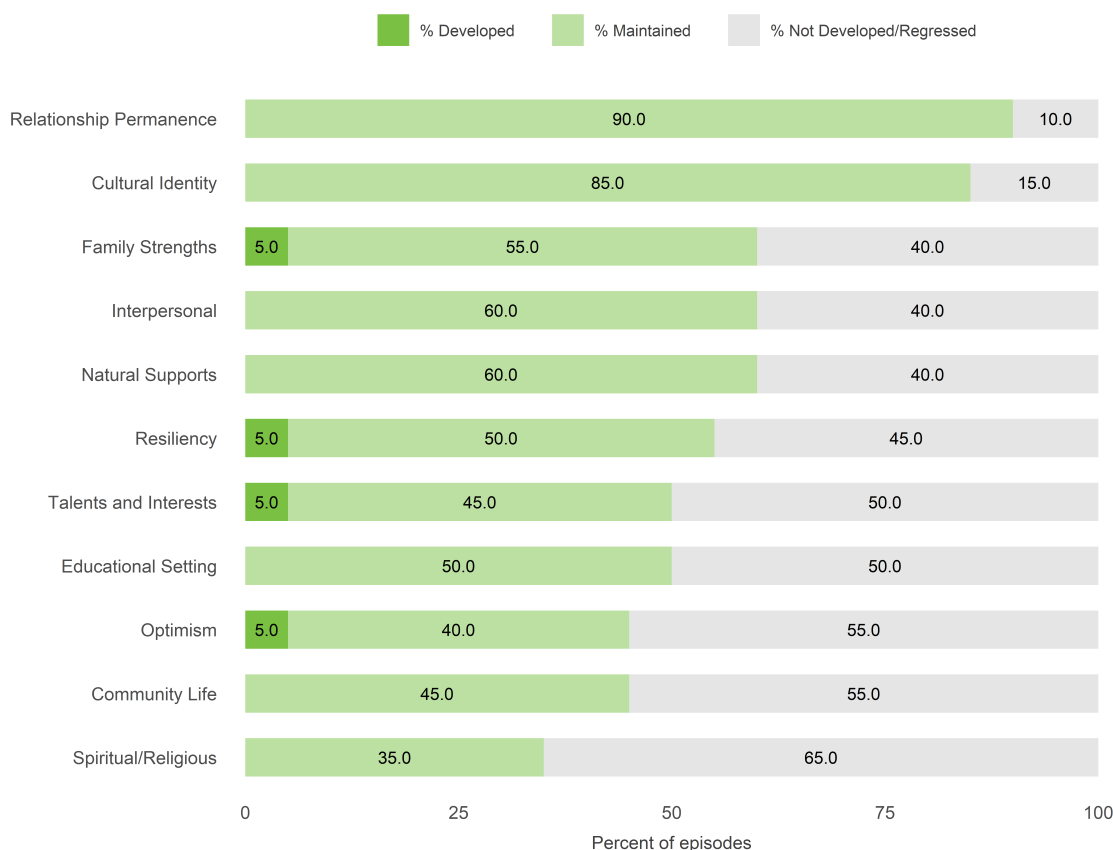
Mean number of months between CANS: 13.2 • Median number of months between CANS: 12.0

Number of children/youth: 20 • Number of CANS pairs in this report: 20

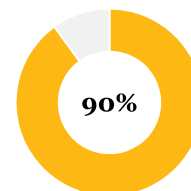
Number of CANS pairs with strengths developed: 1 • Number of CANS pairs with strengths maintained: 18

<b>DEVELOPED</b> Strength item that was rated as 2 or 3 at Time 1 and the child/youth was helped to develop it into a 0 or 1 at Time 2	<b>MAINTAINED</b> Strength item that was rated as 0 or 1 at Time 1 and the child/youth maintained it as 0 or 1 at Time 2	<b>NOT DEVELOPED/REGRESSED</b> Strength item that was rated as 2 or 3 at Time 1 and Time 2, or was rated as 0 or 1 at Time 1 and 2 or 3 at Time 2
---	---	--

### CANS pairs for 6 thru 20: 20



Percent of episodes for which at least two useful or centerpiece strengths were maintained and/or developed



\*The two most recent CANS are included for each child/youth episode, with the most recent CANS occurring during the reporting period. Only CANS with a minimum of 8 months of treatment between assessments are included. In the bar charts, items with no data shown do not have a CANS pair.

# Edgewood Children's Outpatient (88580P)

## FY21-22 Q4 Performance Objective CYF-2 Strengths Outcomes Item-Level Report

7/1/2021 - 6/30/2022

The charts below display the Strengths items from the CANS. The stacked bars represent the total number of episodes for which at least two useful or centerpiece strengths were developed or maintained.\*

Mean number of months between CANS: 11.4 • Median number of months between CANS: 11.6

Number of children/youth: 22 • Number of CANS pairs in this report: 22

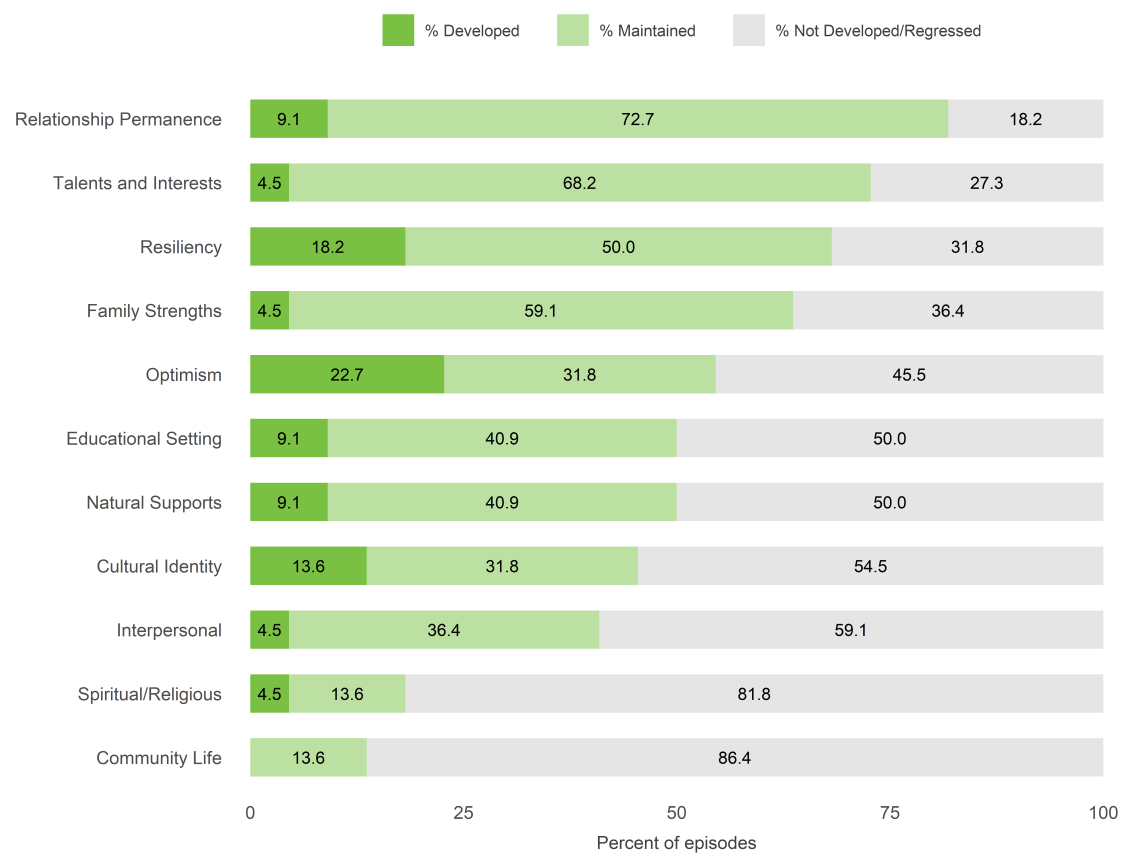
Number of CANS pairs with strengths developed: 4 • Number of CANS pairs with strengths maintained: 20

**DEVELOPED**  
Strength item that was rated as 2 or 3 at Time 1 and the child/youth was helped to develop it into a 0 or 1 at Time 2

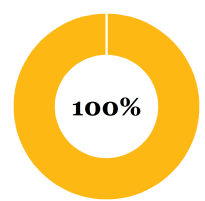
**MAINTAINED**  
Strength item that was rated as 0 or 1 at Time 1 and the child/youth maintained it as 0 or 1 at Time 2

**NOT DEVELOPED/REGRESSED**  
Strength item that was rated as 2 or 3 at Time 1 and Time 2, or was rated as 0 or 1 at Time 1 and 2 or 3 at Time 2

### CANS pairs for 6 thru 20: 22



Percent of episodes for which at least two useful or centerpiece strengths were maintained and/or developed



\*The two most recent CANS are included for each child/youth episode, with the most recent CANS occurring during the reporting period. Only CANS with a minimum of 8 months of treatment between assessments are included. In the bar charts, items with no data shown do not have a CANS pair.

# Edgewood EPSDT School-Based (885814)

## FY21-22 Q4 Performance Objective CYF-2 Strengths Outcomes Item-Level Report

7/1/2021 - 6/30/2022

The charts below display the Strengths items from the CANS. The stacked bars represent the total number of episodes for which at least two useful or centerpiece strengths were developed or maintained.\*

Mean number of months between CANS: 11.8 • Median number of months between CANS: 11.9

Number of children/youth: 100 • Number of CANS pairs in this report: 100

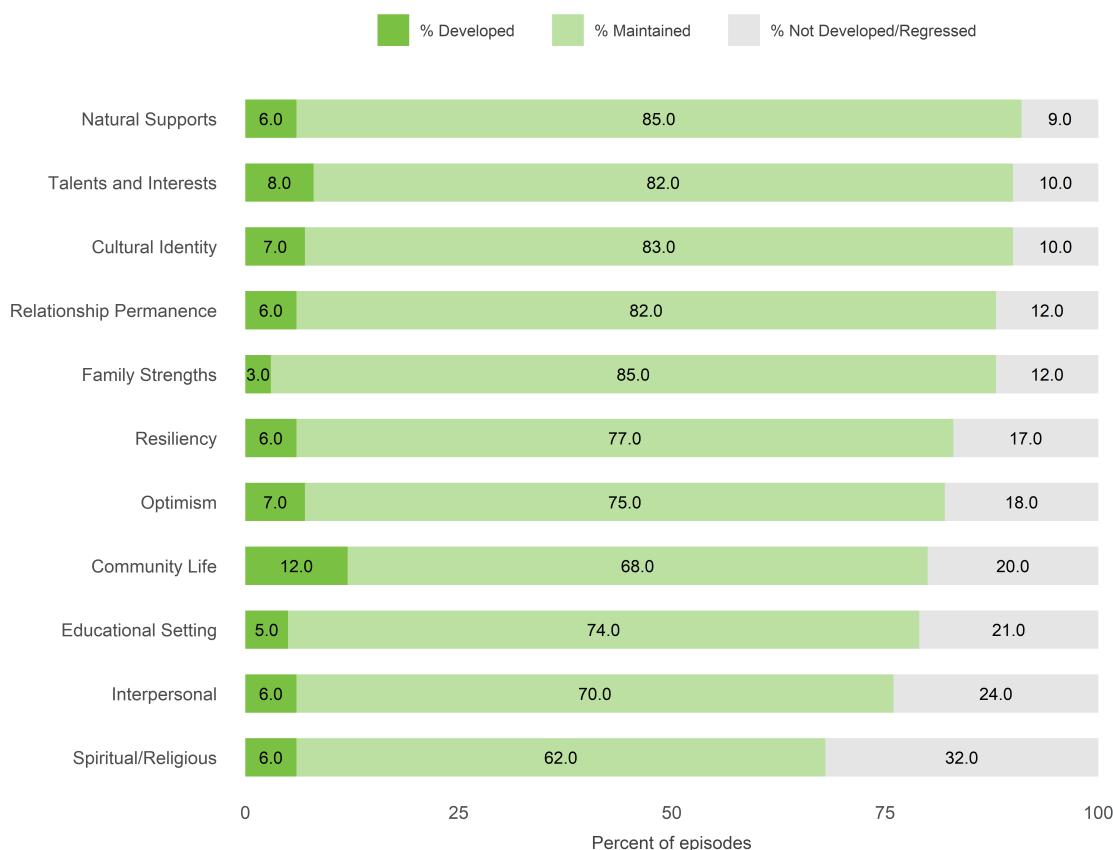
Number of CANS pairs with strengths developed: 16 • Number of CANS pairs with strengths maintained: 99

**DEVELOPED**  
Strength item that was rated as 2 or 3 at Time 1 and the child/youth was helped to develop it into a 0 or 1 at Time 2

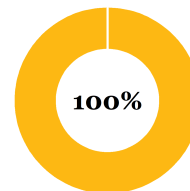
**MAINTAINED**  
Strength item that was rated as 0 or 1 at Time 1 and the child/youth maintained it as 0 or 1 at Time 2

**NOT DEVELOPED/REGRESSED**  
Strength item that was rated as 2 or 3 at Time 1 and Time 2, or was rated as 0 or 1 at Time 1 and 2 or 3 at Time 2

### CANS pairs for 6 thru 20: 100



Percent of episodes for which at least two useful or centerpiece strengths were maintained and/or developed



\*The two most recent CANS are included for each child/youth episode, with the most recent CANS occurring during the reporting period. Only CANS with a minimum of 8 months of treatment between assessments are included. In the bar charts, items with no data shown do not have a CANS pair.

# EDGEWOOD RESIDENTIAL MHS (88584)

## FY21-22 Q4 Performance Objective CYF-2 Strengths Outcomes Item-Level Report

7/1/2021 - 6/30/2022

The charts below display the Strengths items from the CANS. The stacked bars represent the total number of episodes for which at least two useful or centerpiece strengths were developed or maintained.\*

Mean number of months between CANS: 8.8 • Median number of months between CANS: 8.8

Number of children/youth: 2 • Number of CANS pairs in this report: 2

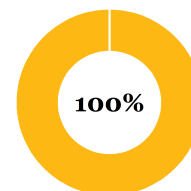
Number of CANS pairs with strengths developed: 0 • Number of CANS pairs with strengths maintained: 1

<p><b>DEVELOPED</b> Strength item that was rated as 2 or 3 at Time 1 and the child/youth was helped to develop it into a 0 or 1 at Time 2</p>	<p><b>MAINTAINED</b> Strength item that was rated as 0 or 1 at Time 1 and the child/youth maintained it as 0 or 1 at Time 2</p>	<p><b>NOT DEVELOPED/REGRESSED</b> Strength item that was rated as 2 or 3 at Time 1 and Time 2, or was rated as 0 or 1 at Time 1 and 2 or 3 at Time 2</p>
---	---	--

### CANS pairs for 6 thru 20: 2



Percent of episodes for which at least two useful or centerpiece strengths were maintained and/or developed



\*The two most recent CANS are included for each child/youth episode, with the most recent CANS occurring during the reporting period. Only CANS with a minimum of 8 months of treatment between assessments are included. In the bar charts, items with no data shown do not have a CANS pair.

# Edgewood Wrap (SB163) (885819)

## FY21-22 Q4 Performance Objective CYF-2 Strengths Outcomes Item-Level Report

7/1/2021 - 6/30/2022

The charts below display the Strengths items from the CANS. The stacked bars represent the total number of episodes for which at least two useful or centerpiece strengths were developed or maintained.\*

Mean number of months between CANS: 9.5 • Median number of months between CANS: 8.4

Number of children/youth: 3 • Number of CANS pairs in this report: 3

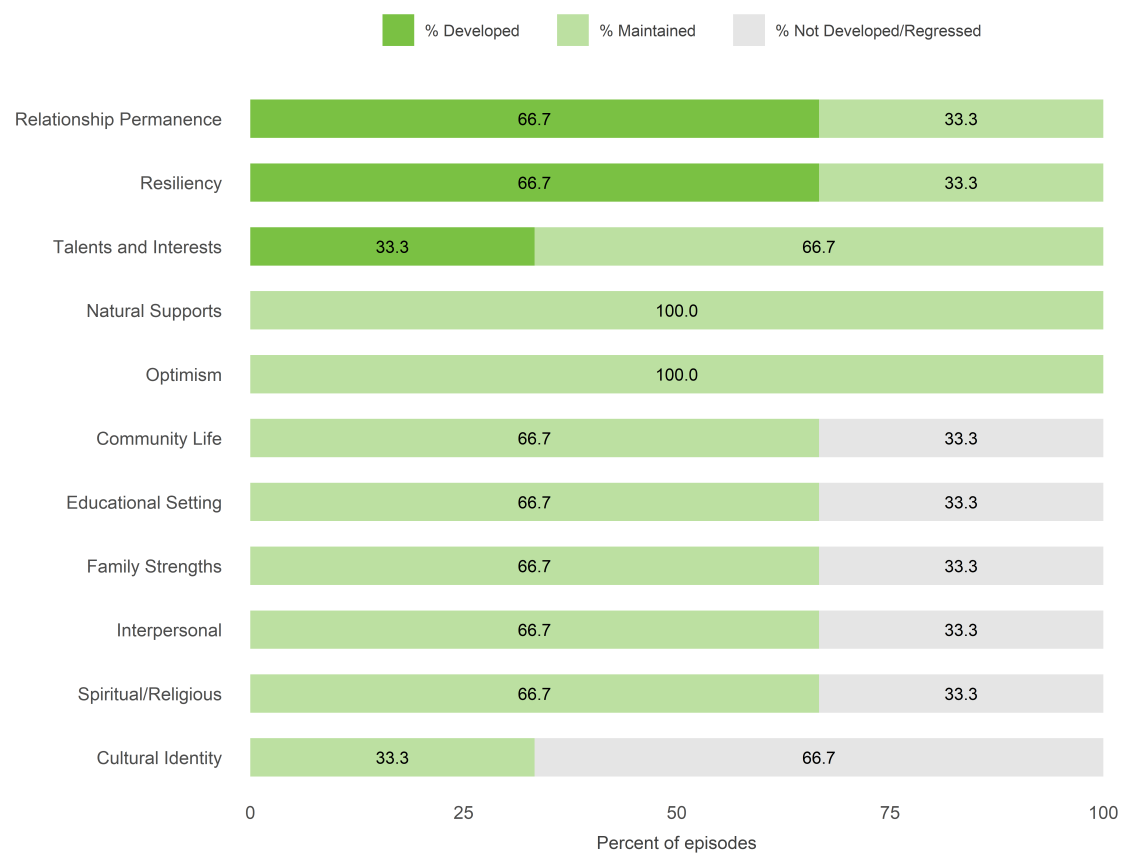
Number of CANS pairs with strengths developed: 2 • Number of CANS pairs with strengths maintained: 3

**DEVELOPED**  
Strength item that was rated as 2 or 3 at Time 1 and the child/youth was helped to develop it into a 0 or 1 at Time 2

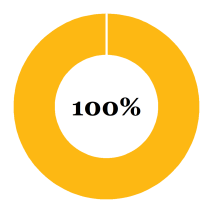
**MAINTAINED**  
Strength item that was rated as 0 or 1 at Time 1 and the child/youth maintained it as 0 or 1 at Time 2

**NOT DEVELOPED/REGRESSED**  
Strength item that was rated as 2 or 3 at Time 1 and Time 2, or was rated as 0 or 1 at Time 1 and 2 or 3 at Time 2

### CANS pairs for 6 thru 20: 3



Percent of episodes for which at least two useful or centerpiece strengths were maintained and/or developed



\*The two most recent CANS are included for each child/youth episode, with the most recent CANS occurring during the reporting period. Only CANS with a minimum of 8 months of treatment between assessments are included. In the bar charts, items with no data shown do not have a CANS pair.

# Edgewood Wraparound (38J94)

## FY21-22 Q4 Performance Objective CYF-2 Strengths Outcomes Item-Level Report

7/1/2021 - 6/30/2022

The charts below display the Strengths items from the CANS. The stacked bars represent the total number of episodes for which at least two useful or centerpiece strengths were developed or maintained.\*

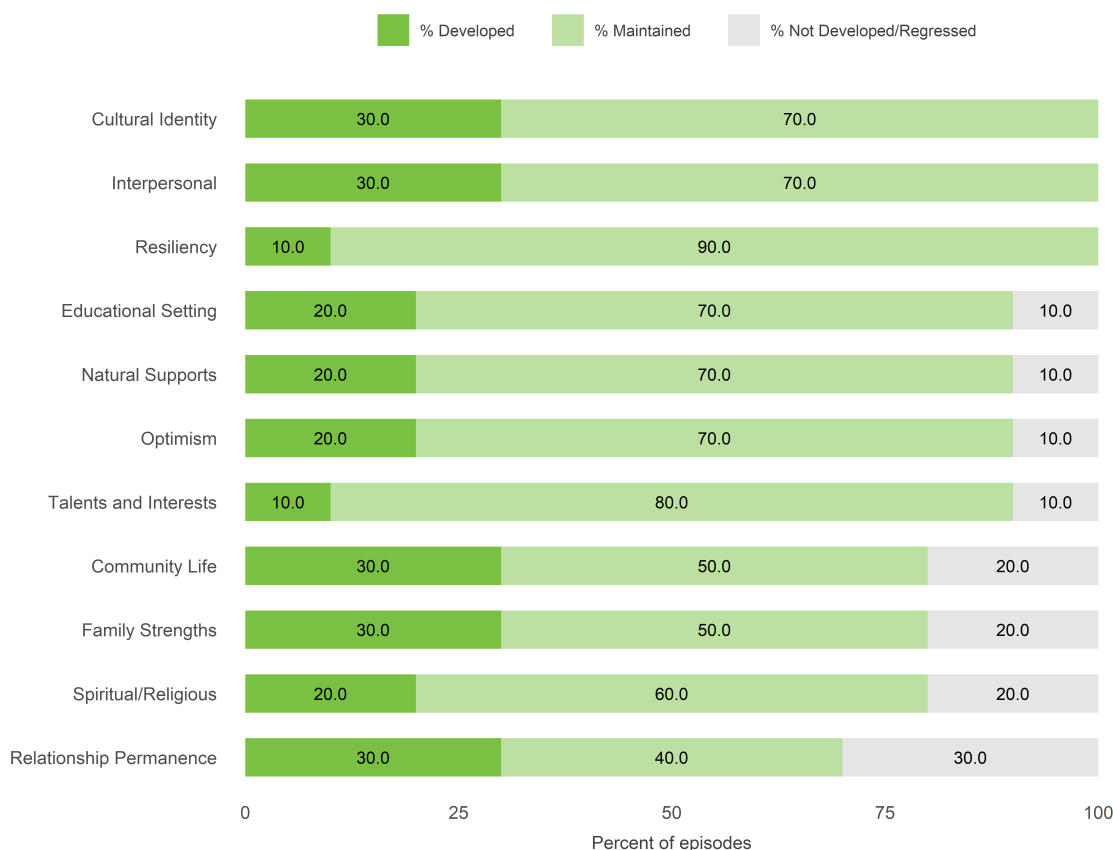
Mean number of months between CANS: 10.8 • Median number of months between CANS: 11.5

Number of children/youth: 10 • Number of CANS pairs in this report: 10

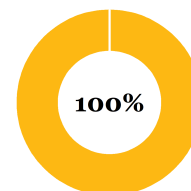
Number of CANS pairs with strengths developed: 6 • Number of CANS pairs with strengths maintained: 10

<b>DEVELOPED</b> Strength item that was rated as 2 or 3 at Time 1 and the child/youth was helped to develop it into a 0 or 1 at Time 2	<b>MAINTAINED</b> Strength item that was rated as 0 or 1 at Time 1 and the child/youth maintained it as 0 or 1 at Time 2	<b>NOT DEVELOPED/REGRESSED</b> Strength item that was rated as 2 or 3 at Time 1 and Time 2, or was rated as 0 or 1 at Time 1 and 2 or 3 at Time 2
---	---	--

### CANS pairs for 6 thru 20: 10



Percent of episodes for which at least two useful or centerpiece strengths were maintained and/or developed



\*The two most recent CANS are included for each child/youth episode, with the most recent CANS occurring during the reporting period. Only CANS with a minimum of 8 months of treatment between assessments are included. In the bar charts, items with no data shown do not have a CANS pair.

# EPSDT - Mental Health Service OP (38CY3)

## FY21-22 Q4 Performance Objective CYF-2 Strengths Outcomes Item-Level Report

7/1/2021 - 6/30/2022

The charts below display the Strengths items from the CANS. The stacked bars represent the total number of episodes for which at least two useful or centerpiece strengths were developed or maintained.\*

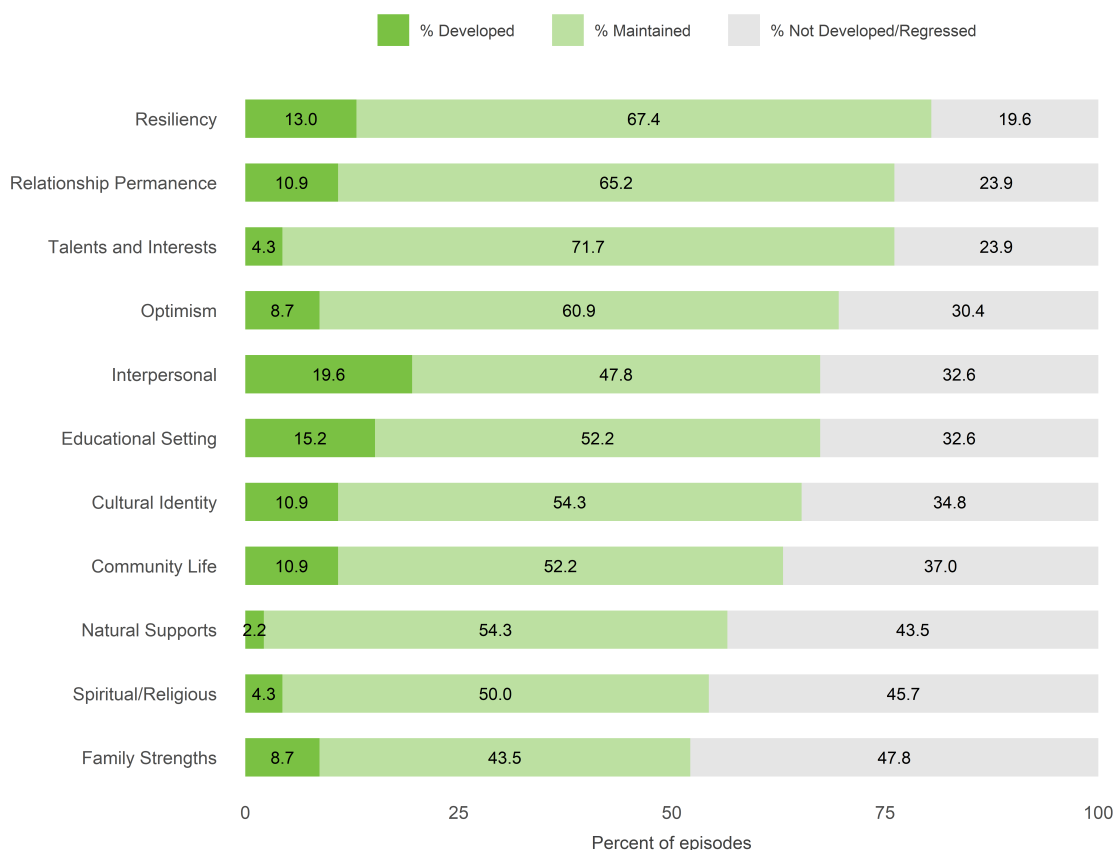
Mean number of months between CANS: 11.7 • Median number of months between CANS: 11.3

Number of children/youth: 46 • Number of CANS pairs in this report: 46

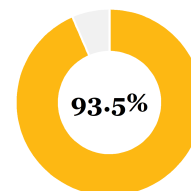
Number of CANS pairs with strengths developed: 13 • Number of CANS pairs with strengths maintained: 40

<b>DEVELOPED</b> Strength item that was rated as 2 or 3 at Time 1 and the child/youth was helped to develop it into a 0 or 1 at Time 2	<b>MAINTAINED</b> Strength item that was rated as 0 or 1 at Time 1 and the child/youth maintained it as 0 or 1 at Time 2	<b>NOT DEVELOPED/REGRESSED</b> Strength item that was rated as 2 or 3 at Time 1 and Time 2, or was rated as 0 or 1 at Time 1 and 2 or 3 at Time 2
---	---	--

### CANS pairs for 6 thru 20: 46



Percent of episodes for which at least two useful or centerpiece strengths were maintained and/or developed



\*The two most recent CANS are included for each child/youth episode, with the most recent CANS occurring during the reporting period. Only CANS with a minimum of 8 months of treatment between assessments are included. In the bar charts, items with no data shown do not have a CANS pair.

## FCMH Outpatient (89973)

### FY21-22 Q4 Performance Objective CYF-2 Strengths Outcomes Item-Level Report

7/1/2021 - 6/30/2022

The charts below display the Strengths items from the CANS. The stacked bars represent the total number of episodes for which at least two useful or centerpiece strengths were developed or maintained.\*

Mean number of months between CANS: 10.8 • Median number of months between CANS: 10.5

Number of children/youth: 19 • Number of CANS pairs in this report: 19

Number of CANS pairs with strengths developed: 4 • Number of CANS pairs with strengths maintained: 18

#### DEVELOPED

Strength item that was rated as 2 or 3 at Time 1 and the child/youth was helped to develop it into a 0 or 1 at Time 2

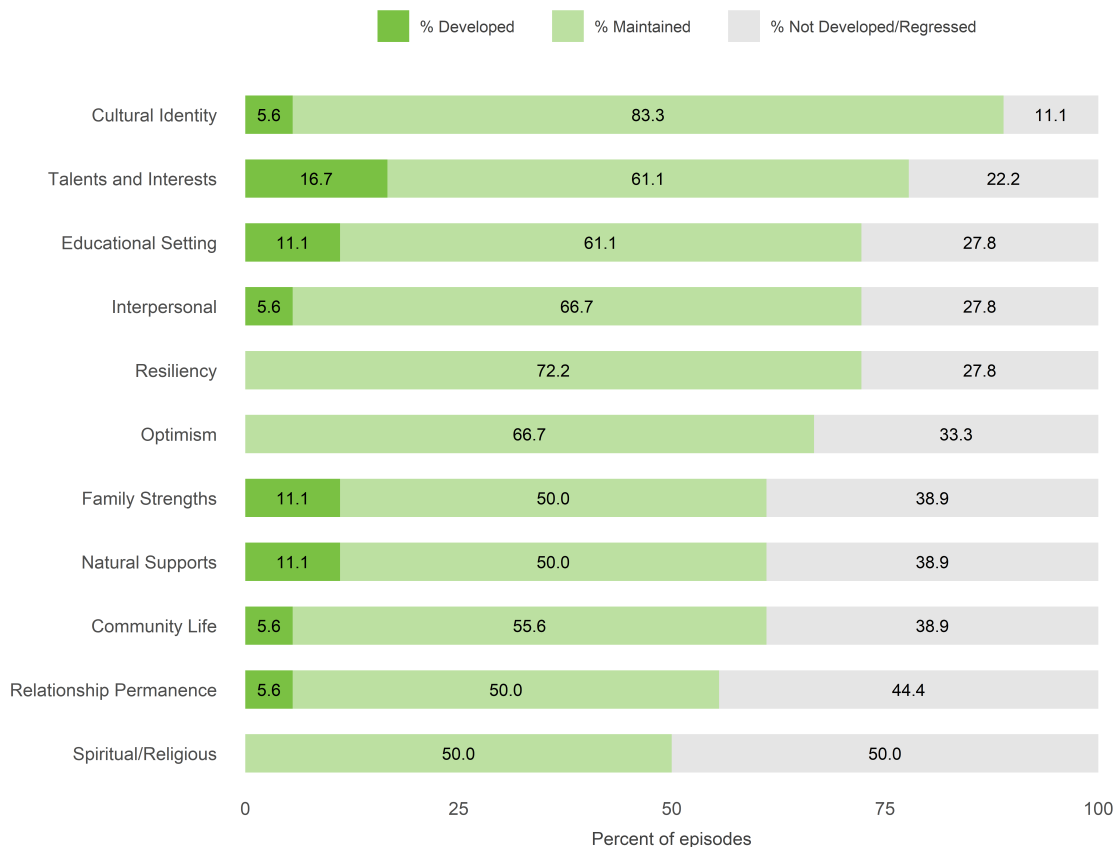
#### MAINTAINED

Strength item that was rated as 0 or 1 at Time 1 and the child/youth maintained it as 0 or 1 at Time 2

#### NOT DEVELOPED/REGRESSED

Strength item that was rated as 2 or 3 at Time 1 and Time 2, or was rated as 0 or 1 at Time 1 and 2 or 3 at Time 2

#### CANS pairs for 6 thru 20: 18



\*The two most recent CANS are included for each child/youth episode, with the most recent CANS occurring during the reporting period. Only CANS with a minimum of 8 months of treatment between assessments are included. In the bar charts, items with no data shown do not have a CANS pair.



# FCMH Outpatient (89973)

## FY21-22 Q4 Performance Objective CYF-2 Strengths Outcomes Item-Level Report

7/1/2021 - 6/30/2022

### DEVELOPED

Strength item that was rated as 2 or 3 at Time 1 and the child/youth was helped to develop it into a 0 or 1 at Time 2

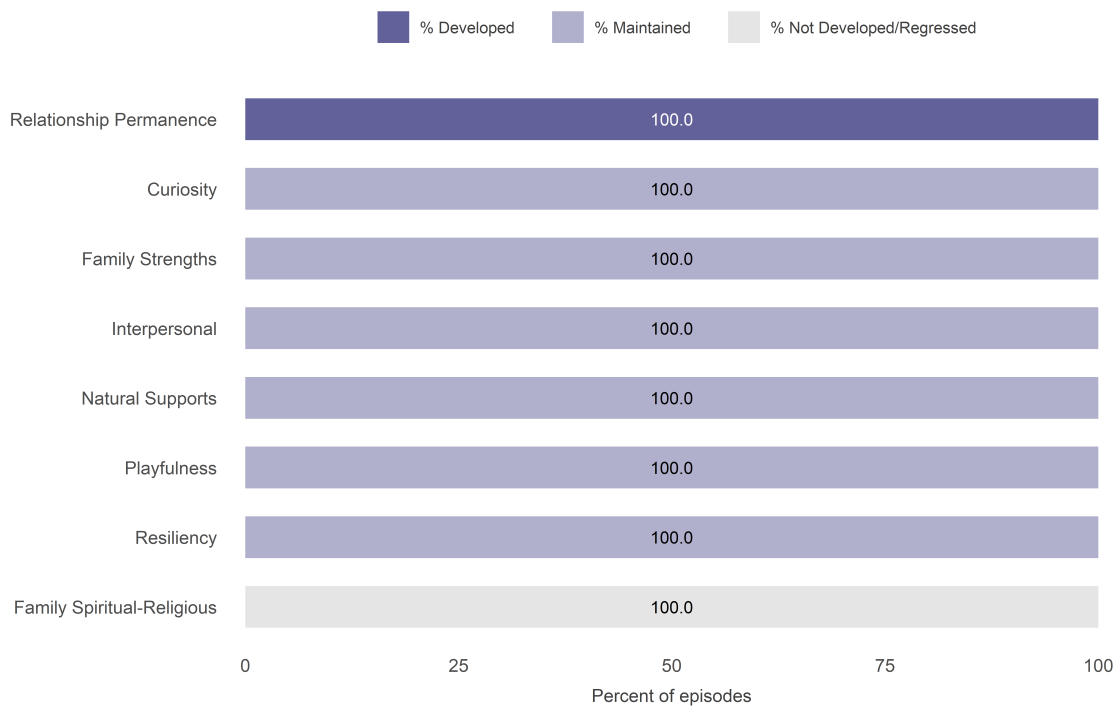
### MAINTAINED

Strength item that was rated as 0 or 1 at Time 1 and the child/youth maintained it as 0 or 1 at Time 2

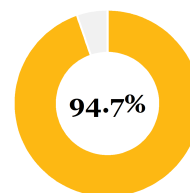
### NOT DEVELOPED/REGRESSED

Strength item that was rated as 2 or 3 at Time 1 and Time 2, or was rated as 0 or 1 at Time 1 and 2 or 3 at Time 2

### CANS pairs for 0 thru 5: 1



Percent of episodes for which at least two useful or centerpiece strengths were maintained and/or developed



# FMP BV (8957OP)

## FY21-22 Q4 Performance Objective CYF-2 Strengths Outcomes Item-Level Report

7/1/2021 - 6/30/2022

The charts below display the Strengths items from the CANS. The stacked bars represent the total number of episodes for which at least two useful or centerpiece strengths were developed or maintained.\*

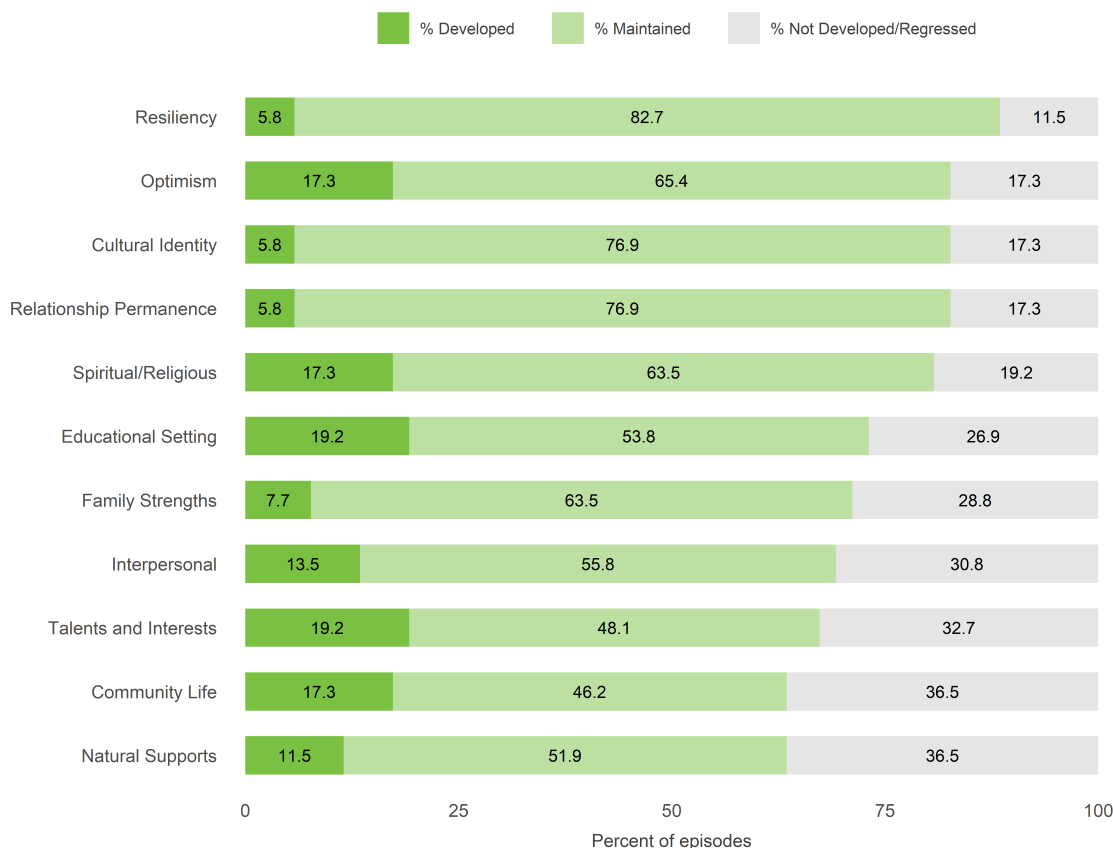
Mean number of months between CANS: 11.3 • Median number of months between CANS: 11.1

Number of children/youth: 52 • Number of CANS pairs in this report: 52

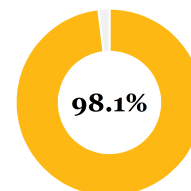
Number of CANS pairs with strengths developed: 17 • Number of CANS pairs with strengths maintained: 51

<b>DEVELOPED</b> Strength item that was rated as 2 or 3 at Time 1 and the child/youth was helped to develop it into a 0 or 1 at Time 2	<b>MAINTAINED</b> Strength item that was rated as 0 or 1 at Time 1 and the child/youth maintained it as 0 or 1 at Time 2	<b>NOT DEVELOPED/REGRESSED</b> Strength item that was rated as 2 or 3 at Time 1 and Time 2, or was rated as 0 or 1 at Time 1 and 2 or 3 at Time 2
---	---	--

### CANS pairs for 6 thru 20: 52



Percent of episodes for which at least two useful or centerpiece strengths were maintained and/or developed



\*The two most recent CANS are included for each child/youth episode, with the most recent CANS occurring during the reporting period. Only CANS with a minimum of 8 months of treatment between assessments are included. In the bar charts, items with no data shown do not have a CANS pair.

# FSA Full Circle Family (38LHo1)

## FY21-22 Q4 Performance Objective CYF-2 Strengths Outcomes Item-Level Report

7/1/2021 - 6/30/2022

The charts below display the Strengths items from the CANS. The stacked bars represent the total number of episodes for which at least two useful or centerpiece strengths were developed or maintained.\*

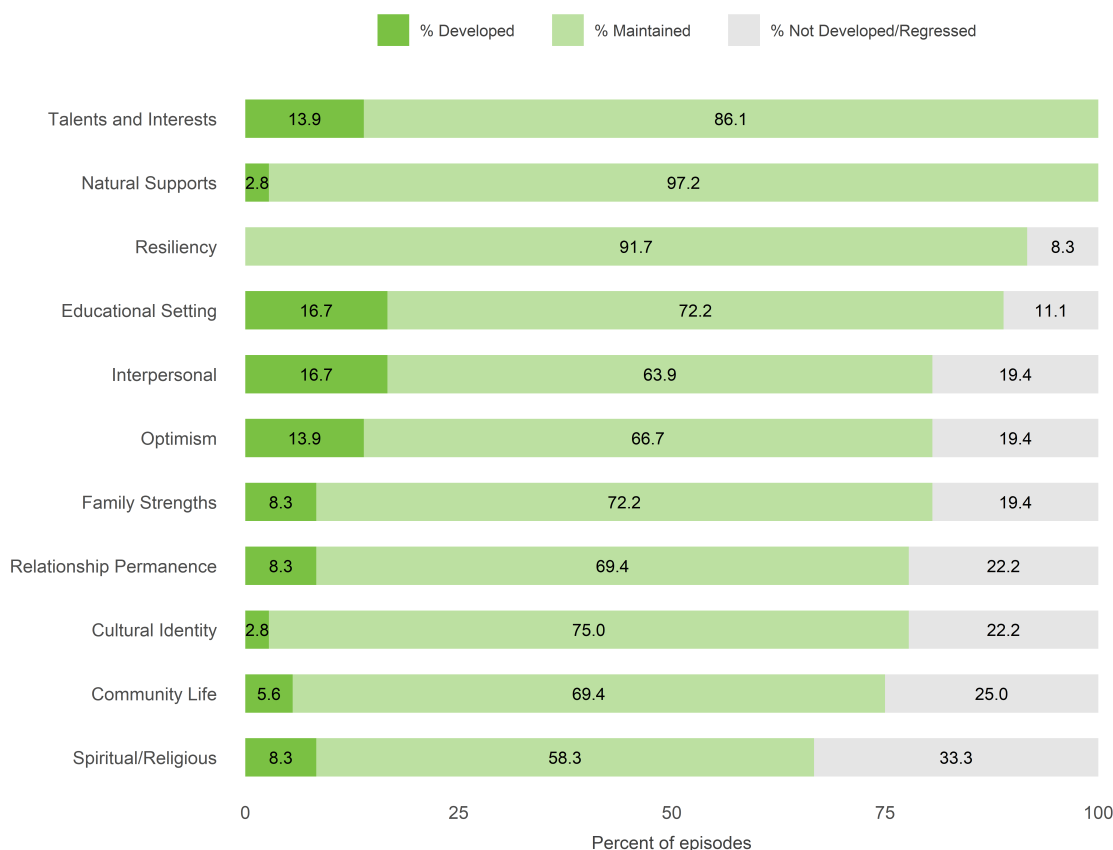
Mean number of months between CANS: 10.7 • Median number of months between CANS: 10.6

Number of children/youth: 36 • Number of CANS pairs in this report: 36

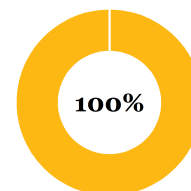
Number of CANS pairs with strengths developed: 8 • Number of CANS pairs with strengths maintained: 36

<b>DEVELOPED</b> Strength item that was rated as 2 or 3 at Time 1 and the child/youth was helped to develop it into a 0 or 1 at Time 2	<b>MAINTAINED</b> Strength item that was rated as 0 or 1 at Time 1 and the child/youth maintained it as 0 or 1 at Time 2	<b>NOT DEVELOPED/REGRESSED</b> Strength item that was rated as 2 or 3 at Time 1 and Time 2, or was rated as 0 or 1 at Time 1 and 2 or 3 at Time 2
---	---	--

### CANS pairs for 6 thru 20: 36



Percent of episodes for which at least two useful or centerpiece strengths were maintained and/or developed



\*The two most recent CANS are included for each child/youth episode, with the most recent CANS occurring during the reporting period. Only CANS with a minimum of 8 months of treatment between assessments are included. In the bar charts, items with no data shown do not have a CANS pair.

# Homeless Child Netwk EPSDT-LGBTQ (38AS6)

## FY21-22 Q4 Performance Objective CYF-2 Strengths Outcomes Item-Level Report

7/1/2021 - 6/30/2022

The charts below display the Strengths items from the CANS. The stacked bars represent the total number of episodes for which at least two useful or centerpiece strengths were developed or maintained.\*

Mean number of months between CANS: 10.7 • Median number of months between CANS: 9.9

Number of children/youth: 5 • Number of CANS pairs in this report: 5

Number of CANS pairs with strengths developed: 1 • Number of CANS pairs with strengths maintained: 5

<p><b>DEVELOPED</b> Strength item that was rated as 2 or 3 at Time 1 and the child/youth was helped to develop it into a 0 or 1 at Time 2</p>	<p><b>MAINTAINED</b> Strength item that was rated as 0 or 1 at Time 1 and the child/youth maintained it as 0 or 1 at Time 2</p>	<p><b>NOT DEVELOPED/REGRESSED</b> Strength item that was rated as 2 or 3 at Time 1 and Time 2, or was rated as 0 or 1 at Time 1 and 2 or 3 at Time 2</p>
---	---	--

### CANS pairs for 6 thru 20: 4



\*The two most recent CANS are included for each child/youth episode, with the most recent CANS occurring during the reporting period. Only CANS with a minimum of 8 months of treatment between assessments are included. In the bar charts, items with no data shown do not have a CANS pair.

# Homeless Child Netwk EPSDT-LGBTQ (38AS6)

## FY21-22 Q4 Performance Objective CYF-2 Strengths Outcomes Item-Level Report

7/1/2021 - 6/30/2022

**DEVELOPED**

Strength item that was rated as 2 or 3 at Time 1 and the child/youth was helped to develop it into a 0 or 1 at Time 2

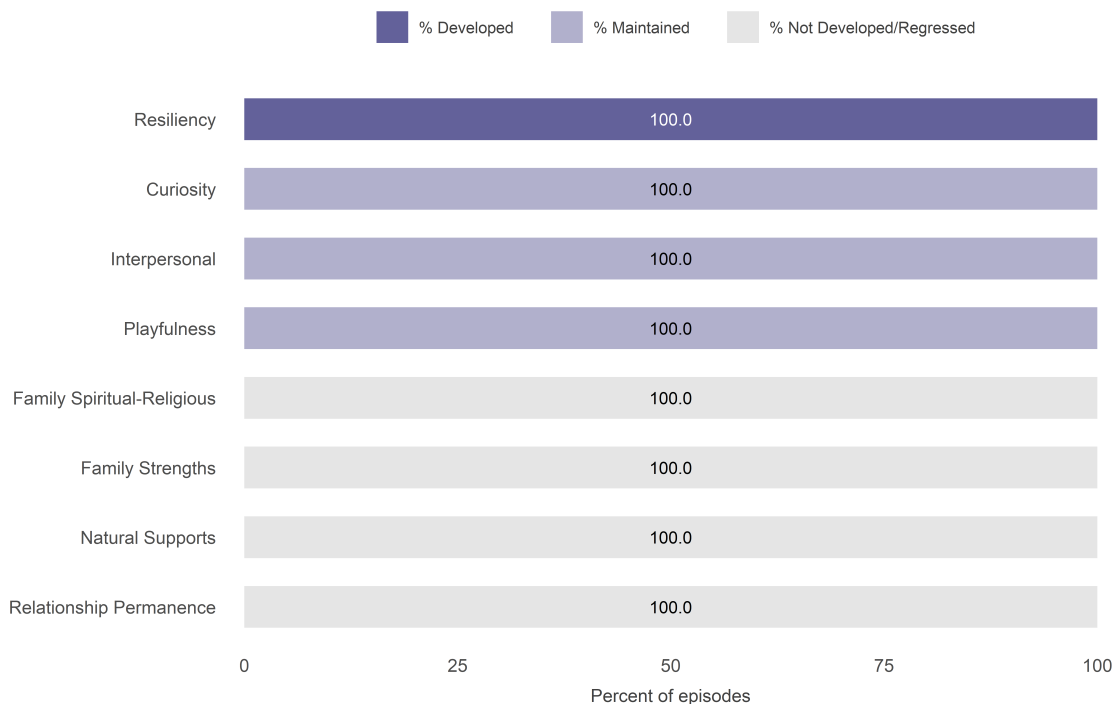
**MAINTAINED**

Strength item that was rated as 0 or 1 at Time 1 and the child/youth maintained it as 0 or 1 at Time 2

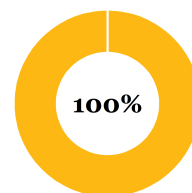
**NOT DEVELOPED/REGRESSED**

Strength item that was rated as 2 or 3 at Time 1 and Time 2, or was rated as 0 or 1 at Time 1 and 2 or 3 at Time 2

**CANS pairs for 0 thru 5: 1**



Percent of episodes for which at least two useful or centerpiece strengths were maintained and/or developed



# Homeless Child Netwk EPSDT (38AS3)

## FY21-22 Q4 Performance Objective CYF-2 Strengths Outcomes Item-Level Report

7/1/2021 - 6/30/2022

The charts below display the Strengths items from the CANS. The stacked bars represent the total number of episodes for which at least two useful or centerpiece strengths were developed or maintained.\*

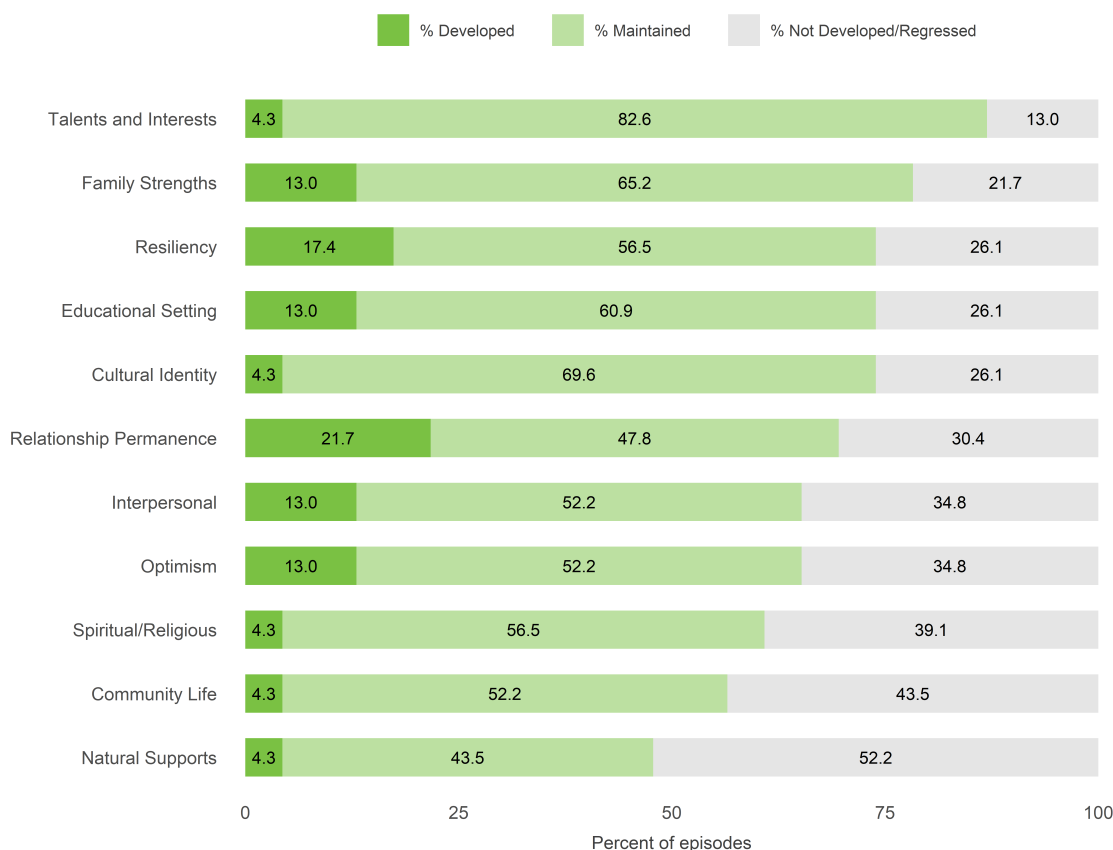
Mean number of months between CANS: 11.2 • Median number of months between CANS: 11.1

Number of children/youth: 23 • Number of CANS pairs in this report: 23

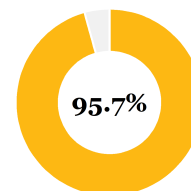
Number of CANS pairs with strengths developed: 7 • Number of CANS pairs with strengths maintained: 22

<b>DEVELOPED</b> Strength item that was rated as 2 or 3 at Time 1 and the child/youth was helped to develop it into a 0 or 1 at Time 2	<b>MAINTAINED</b> Strength item that was rated as 0 or 1 at Time 1 and the child/youth maintained it as 0 or 1 at Time 2	<b>NOT DEVELOPED/REGRESSED</b> Strength item that was rated as 2 or 3 at Time 1 and Time 2, or was rated as 0 or 1 at Time 1 and 2 or 3 at Time 2
---	---	--

### CANS pairs for 6 thru 20: 23



Percent of episodes for which at least two useful or centerpiece strengths were maintained and/or developed



\*The two most recent CANS are included for each child/youth episode, with the most recent CANS occurring during the reporting period. Only CANS with a minimum of 8 months of treatment between assessments are included. In the bar charts, items with no data shown do not have a CANS pair.

# Homeless Child Netwk Kidango EPSDT (38AS5)

## FY21-22 Q4 Performance Objective CYF-2 Strengths Outcomes Item-Level Report

7/1/2021 - 6/30/2022

The charts below display the Strengths items from the CANS. The stacked bars represent the total number of episodes for which at least two useful or centerpiece strengths were developed or maintained.\*

Mean number of months between CANS: 13.0 • Median number of months between CANS: 13.0

Number of children/youth: 1 • Number of CANS pairs in this report: 1

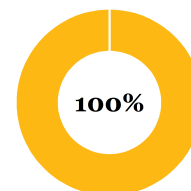
Number of CANS pairs with strengths developed: 1 • Number of CANS pairs with strengths maintained: 1

<b>DEVELOPED</b> Strength item that was rated as 2 or 3 at Time 1 and the child/youth was helped to develop it into a 0 or 1 at Time 2	<b>MAINTAINED</b> Strength item that was rated as 0 or 1 at Time 1 and the child/youth maintained it as 0 or 1 at Time 2	<b>NOT DEVELOPED/REGRESSED</b> Strength item that was rated as 2 or 3 at Time 1 and Time 2, or was rated as 0 or 1 at Time 1 and 2 or 3 at Time 2
---	---	--

### CANS pairs for 6 thru 20: 1



Percent of episodes for which at least two useful or centerpiece strengths were maintained and/or developed



\*The two most recent CANS are included for each child/youth episode, with the most recent CANS occurring during the reporting period. Only CANS with a minimum of 8 months of treatment between assessments are included. In the bar charts, items with no data shown do not have a CANS pair.

# Homeless Child Netwk Riley EPSDT (38AS4)

## FY21-22 Q4 Performance Objective CYF-2 Strengths Outcomes Item-Level Report

7/1/2021 - 6/30/2022

The charts below display the Strengths items from the CANS. The stacked bars represent the total number of episodes for which at least two useful or centerpiece strengths were developed or maintained.\*

Mean number of months between CANS: 12.0 • Median number of months between CANS: 12.0

Number of children/youth: 2 • Number of CANS pairs in this report: 2

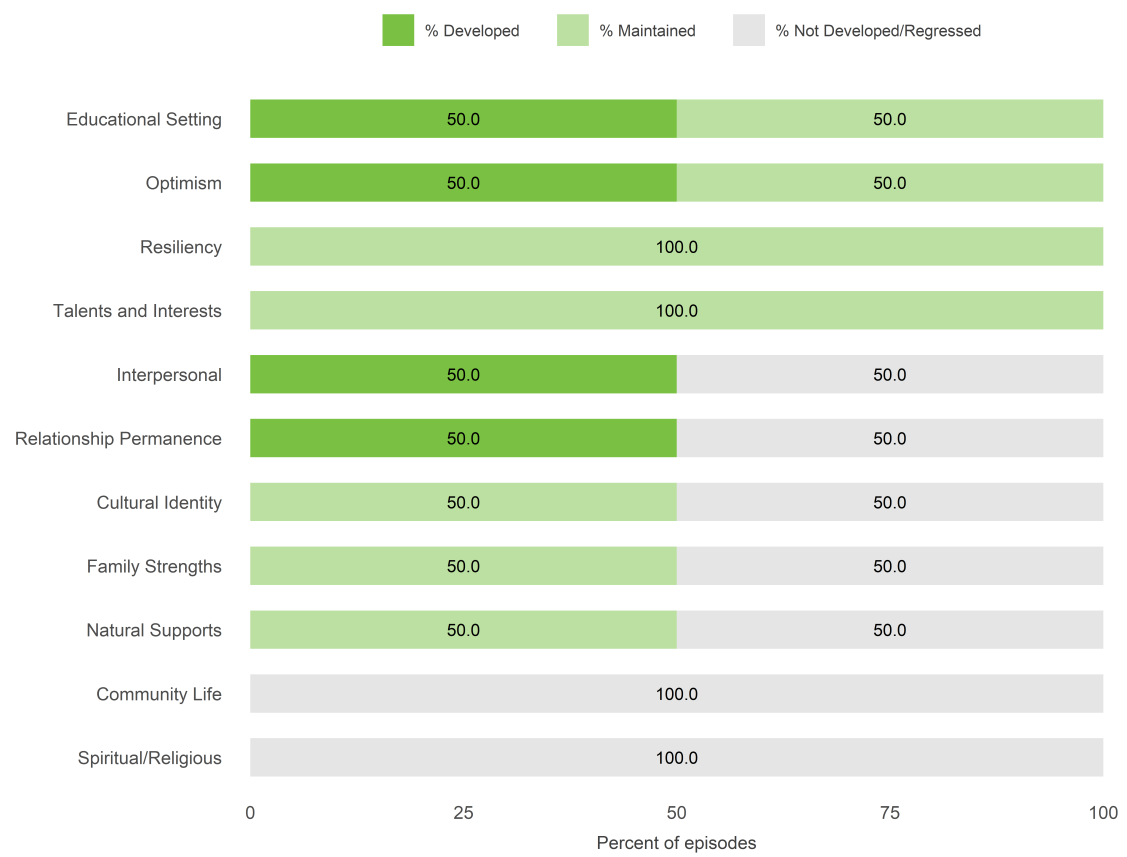
Number of CANS pairs with strengths developed: 1 • Number of CANS pairs with strengths maintained: 2

**DEVELOPED**  
Strength item that was rated as 2 or 3 at Time 1 and the child/youth was helped to develop it into a 0 or 1 at Time 2

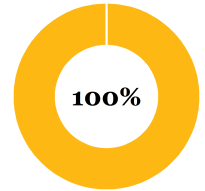
**MAINTAINED**  
Strength item that was rated as 0 or 1 at Time 1 and the child/youth maintained it as 0 or 1 at Time 2

**NOT DEVELOPED/REGRESSED**  
Strength item that was rated as 2 or 3 at Time 1 and Time 2, or was rated as 0 or 1 at Time 1 and 2 or 3 at Time 2

### CANS pairs for 6 thru 20: 2



Percent of episodes for which at least two useful or centerpiece strengths were maintained and/or developed



\*The two most recent CANS are included for each child/youth episode, with the most recent CANS occurring during the reporting period. Only CANS with a minimum of 8 months of treatment between assessments are included. In the bar charts, items with no data shown do not have a CANS pair.



# Homeless Children's NW Ma'at (38ASMT)

## FY21-22 Q4 Performance Objective CYF-2 Strengths Outcomes Item-Level Report

7/1/2021 - 6/30/2022

The charts below display the Strengths items from the CANS. The stacked bars represent the total number of episodes for which at least two useful or centerpiece strengths were developed or maintained.\*

Mean number of months between CANS: 11.0 • Median number of months between CANS: 11.0

Number of children/youth: 46 • Number of CANS pairs in this report: 46

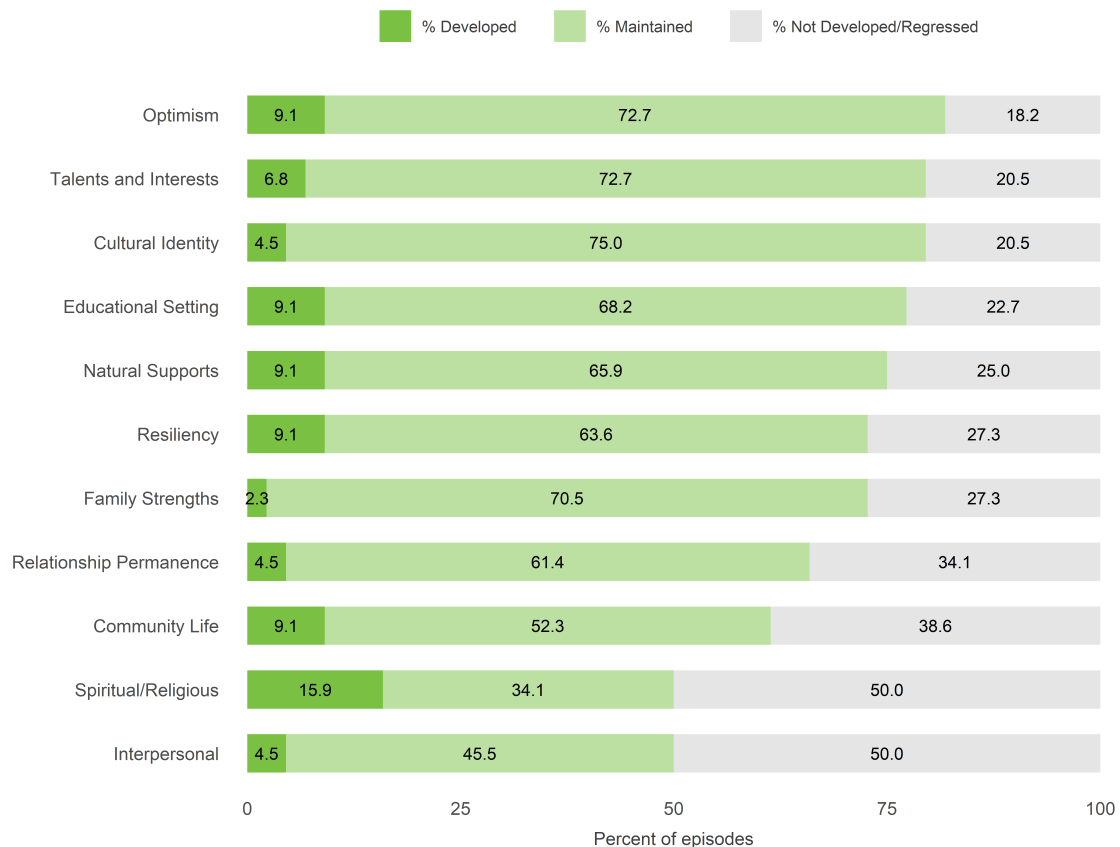
Number of CANS pairs with strengths developed: 8 • Number of CANS pairs with strengths maintained: 45

**DEVELOPED**  
Strength item that was rated as 2 or 3 at Time 1 and the child/youth was helped to develop it into a 0 or 1 at Time 2

**MAINTAINED**  
Strength item that was rated as 0 or 1 at Time 1 and the child/youth maintained it as 0 or 1 at Time 2

**NOT DEVELOPED/REGRESSED**  
Strength item that was rated as 2 or 3 at Time 1 and Time 2, or was rated as 0 or 1 at Time 1 and 2 or 3 at Time 2

### CANS pairs for 6 thru 20: 44



\*The two most recent CANS are included for each child/youth episode, with the most recent CANS occurring during the reporting period. Only CANS with a minimum of 8 months of treatment between assessments are included. In the bar charts, items with no data shown do not have a CANS pair.

# Homeless Children's NW Ma'at (38ASMT)

## FY21-22 Q4 Performance Objective CYF-2 Strengths Outcomes Item-Level Report

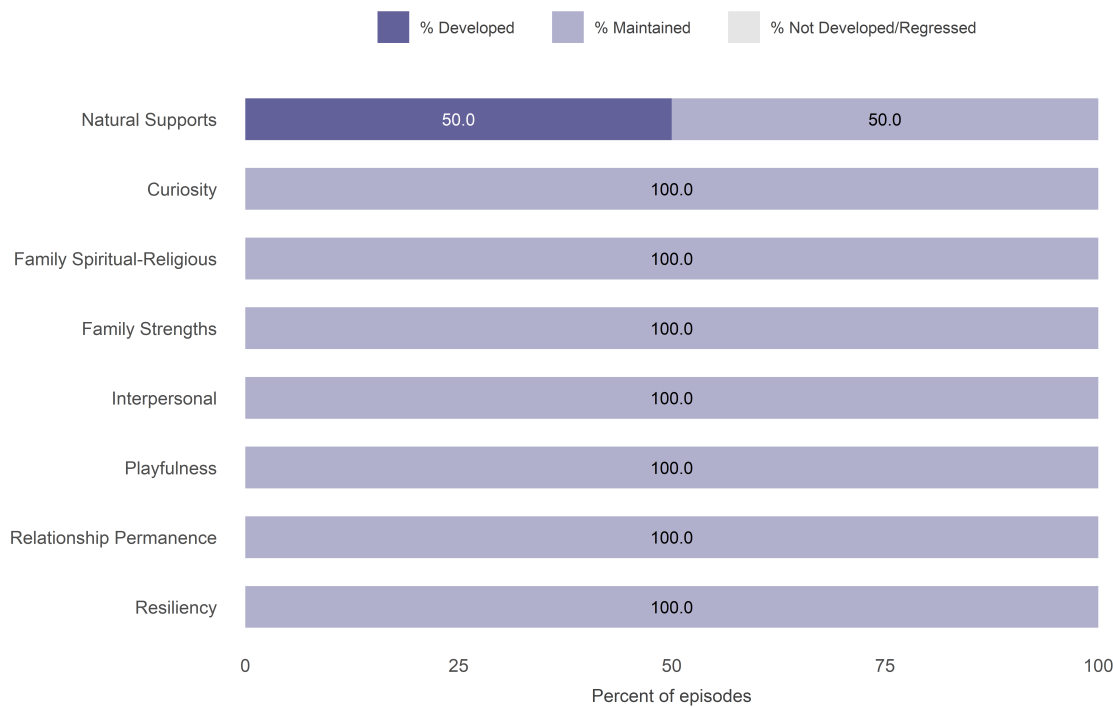
7/1/2021 - 6/30/2022

**DEVELOPED**  
Strength item that was rated as 2 or 3 at Time 1 and the child/youth was helped to develop it into a 0 or 1 at Time 2

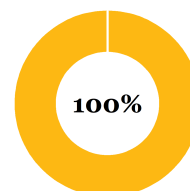
**MAINTAINED**  
Strength item that was rated as 0 or 1 at Time 1 and the child/youth maintained it as 0 or 1 at Time 2

**NOT DEVELOPED/REGRESSED**  
Strength item that was rated as 2 or 3 at Time 1 and Time 2, or was rated as 0 or 1 at Time 1 and 2 or 3 at Time 2

### CANS pairs for 0 thru 5: 2



Percent of episodes for which at least two useful or centerpiece strengths were maintained and/or developed



# Huckleberry Youth Prog Psychsoc (38BU3)

## FY21-22 Q4 Performance Objective CYF-2 Strengths Outcomes Item-Level Report

7/1/2021 - 6/30/2022

The charts below display the Strengths items from the CANS. The stacked bars represent the total number of episodes for which at least two useful or centerpiece strengths were developed or maintained.\*

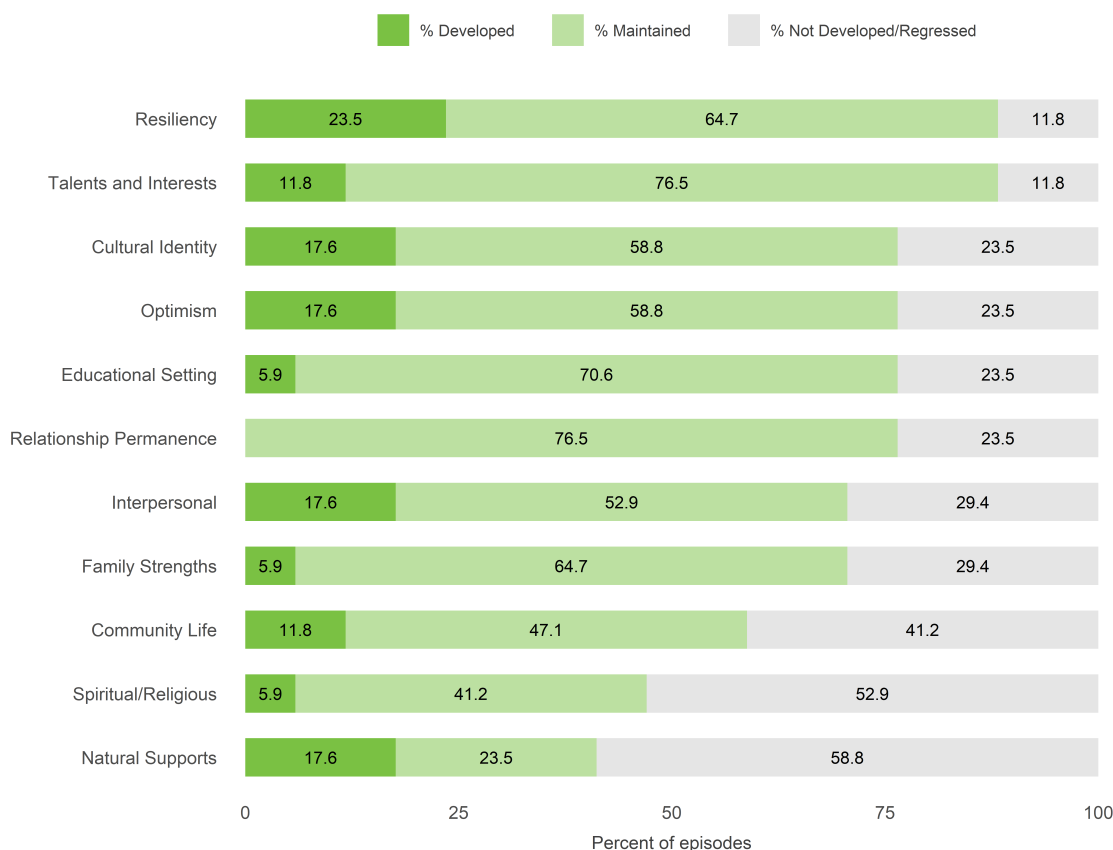
Mean number of months between CANS: 10.7 • Median number of months between CANS: 10.6

Number of children/youth: 17 • Number of CANS pairs in this report: 17

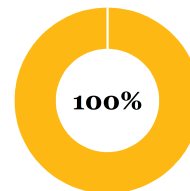
Number of CANS pairs with strengths developed: 8 • Number of CANS pairs with strengths maintained: 16

<b>DEVELOPED</b> Strength item that was rated as 2 or 3 at Time 1 and the child/youth was helped to develop it into a 0 or 1 at Time 2	<b>MAINTAINED</b> Strength item that was rated as 0 or 1 at Time 1 and the child/youth maintained it as 0 or 1 at Time 2	<b>NOT DEVELOPED/REGRESSED</b> Strength item that was rated as 2 or 3 at Time 1 and Time 2, or was rated as 0 or 1 at Time 1 and 2 or 3 at Time 2
---	---	--

### CANS pairs for 6 thru 20: 17



Percent of episodes for which at least two useful or centerpiece strengths were maintained and/or developed



\*The two most recent CANS are included for each child/youth episode, with the most recent CANS occurring during the reporting period. Only CANS with a minimum of 8 months of treatment between assessments are included. In the bar charts, items with no data shown do not have a CANS pair.

# Infant Parent Prg-IPP SED-psyc (38C84)

## FY21-22 Q4 Performance Objective CYF-2 Strengths Outcomes Item-Level Report

7/1/2021 - 6/30/2022

The charts below display the Strengths items from the CANS. The stacked bars represent the total number of episodes for which at least two useful or centerpiece strengths were developed or maintained.\*

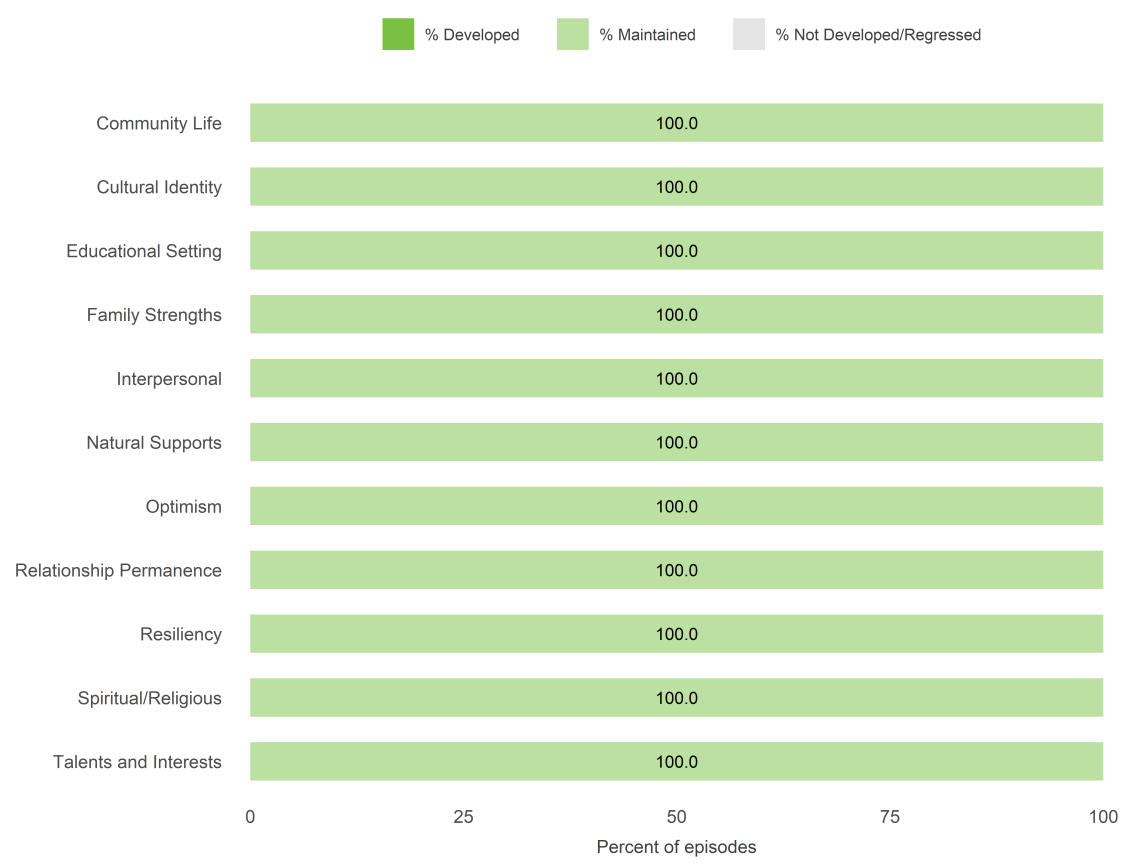
Mean number of months between CANS: 11.7 • Median number of months between CANS: 12.2

Number of children/youth: 7 • Number of CANS pairs in this report: 7

Number of CANS pairs with strengths developed: 1 • Number of CANS pairs with strengths maintained: 6

<p><b>DEVELOPED</b> Strength item that was rated as 2 or 3 at Time 1 and the child/youth was helped to develop it into a 0 or 1 at Time 2</p>	<p><b>MAINTAINED</b> Strength item that was rated as 0 or 1 at Time 1 and the child/youth maintained it as 0 or 1 at Time 2</p>	<p><b>NOT DEVELOPED/REGRESSED</b> Strength item that was rated as 2 or 3 at Time 1 and Time 2, or was rated as 0 or 1 at Time 1 and 2 or 3 at Time 2</p>
---	---	--

### CANS pairs for 6 thru 20: 1



\*The two most recent CANS are included for each child/youth episode, with the most recent CANS occurring during the reporting period. Only CANS with a minimum of 8 months of treatment between assessments are included. In the bar charts, items with no data shown do not have a CANS pair.

# Infant Parent Prg-IPP SED-psyc (38C84)

## FY21-22 Q4 Performance Objective CYF-2 Strengths Outcomes Item-Level Report

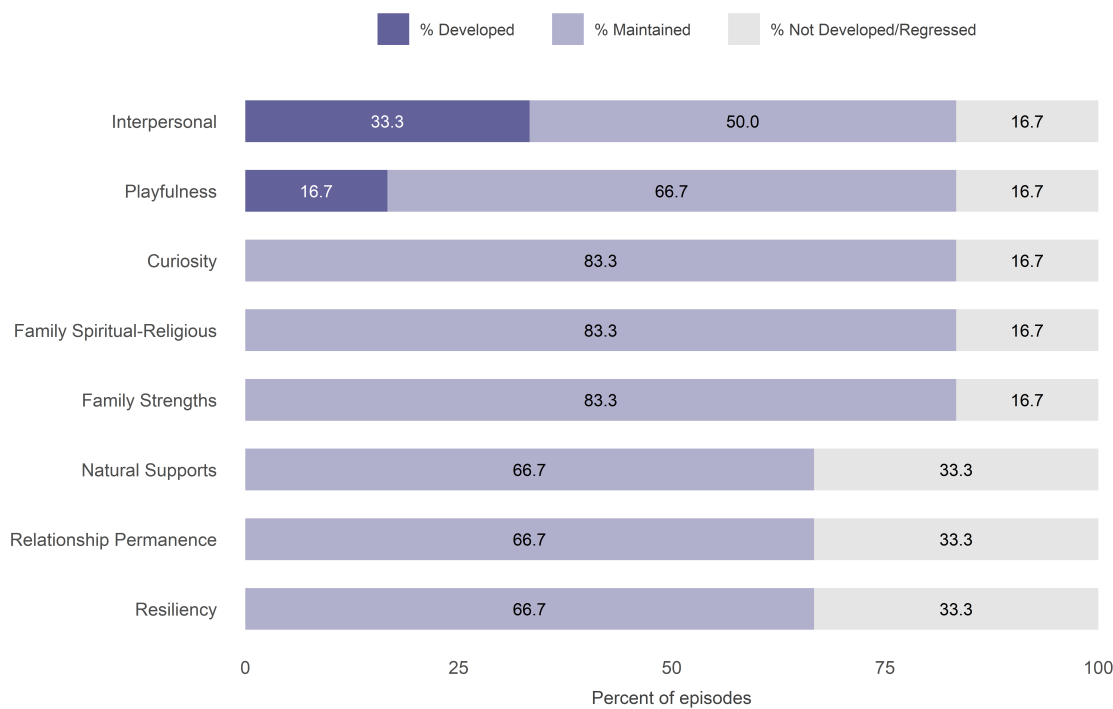
7/1/2021 - 6/30/2022

**DEVELOPED**  
Strength item that was rated as 2 or 3 at Time 1 and the child/youth was helped to develop it into a 0 or 1 at Time 2

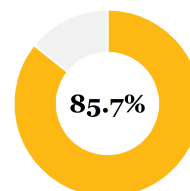
**MAINTAINED**  
Strength item that was rated as 0 or 1 at Time 1 and the child/youth maintained it as 0 or 1 at Time 2

**NOT DEVELOPED/REGRESSED**  
Strength item that was rated as 2 or 3 at Time 1 and Time 2, or was rated as 0 or 1 at Time 1 and 2 or 3 at Time 2

### CANS pairs for 0 thru 5: 6



Percent of episodes for which at least two useful or centerpiece strengths were maintained and/or developed



# Instituto (IFR) Spark FSP (3818FSP)

## FY21-22 Q4 Performance Objective CYF-2 Strengths Outcomes Item-Level Report

7/1/2021 - 6/30/2022

The charts below display the Strengths items from the CANS. The stacked bars represent the total number of episodes for which at least two useful or centerpiece strengths were developed or maintained.\*

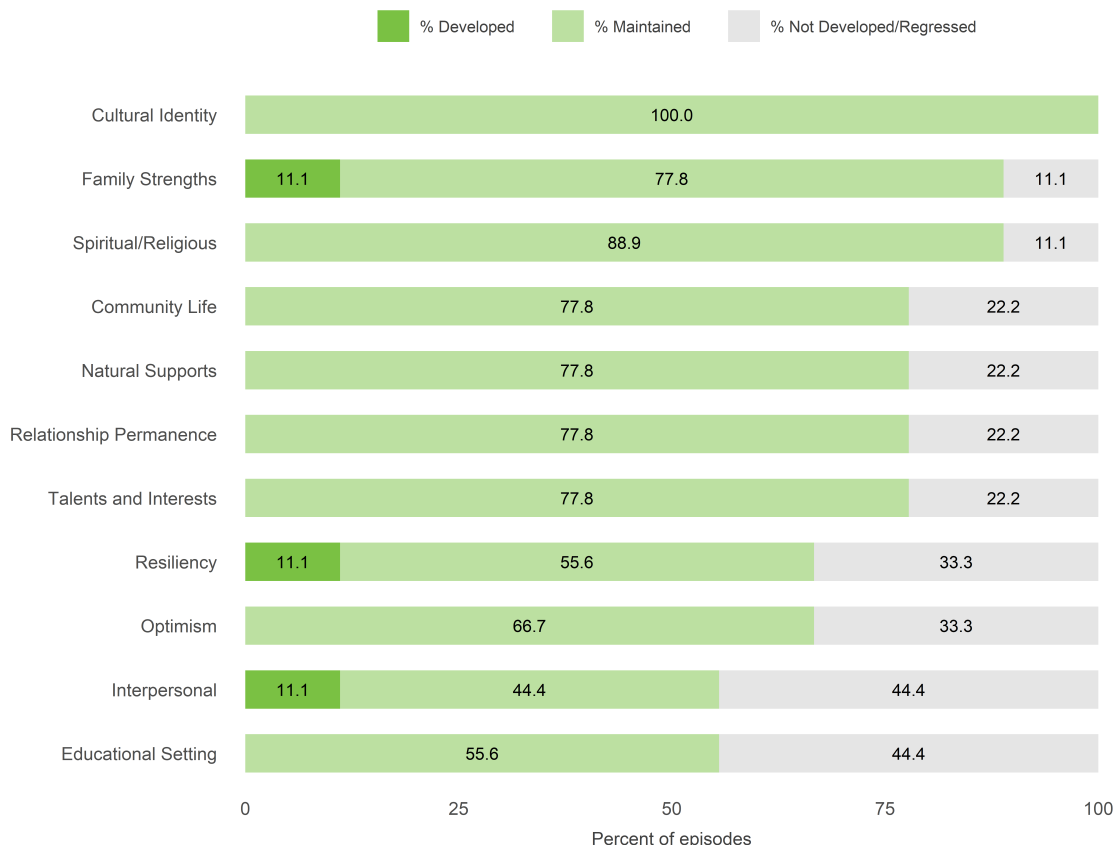
Mean number of months between CANS: 15.3 • Median number of months between CANS: 12.7

Number of children/youth: 15 • Number of CANS pairs in this report: 15

Number of CANS pairs with strengths developed: 1 • Number of CANS pairs with strengths maintained: 15

<p><b>DEVELOPED</b> Strength item that was rated as 2 or 3 at Time 1 and the child/youth was helped to develop it into a 0 or 1 at Time 2</p>	<p><b>MAINTAINED</b> Strength item that was rated as 0 or 1 at Time 1 and the child/youth maintained it as 0 or 1 at Time 2</p>	<p><b>NOT DEVELOPED/REGRESSED</b> Strength item that was rated as 2 or 3 at Time 1 and Time 2, or was rated as 0 or 1 at Time 1 and 2 or 3 at Time 2</p>
---	---	--

### CANS pairs for 6 thru 20: 9



\*The two most recent CANS are included for each child/youth episode, with the most recent CANS occurring during the reporting period. Only CANS with a minimum of 8 months of treatment between assessments are included. In the bar charts, items with no data shown do not have a CANS pair.

# Instituto (IFR) Spark FSP (3818FSP)

## FY21-22 Q4 Performance Objective CYF-2 Strengths Outcomes Item-Level Report

7/1/2021 - 6/30/2022

### DEVELOPED

Strength item that was rated as 2 or 3 at Time 1 and the child/youth was helped to develop it into a 0 or 1 at Time 2

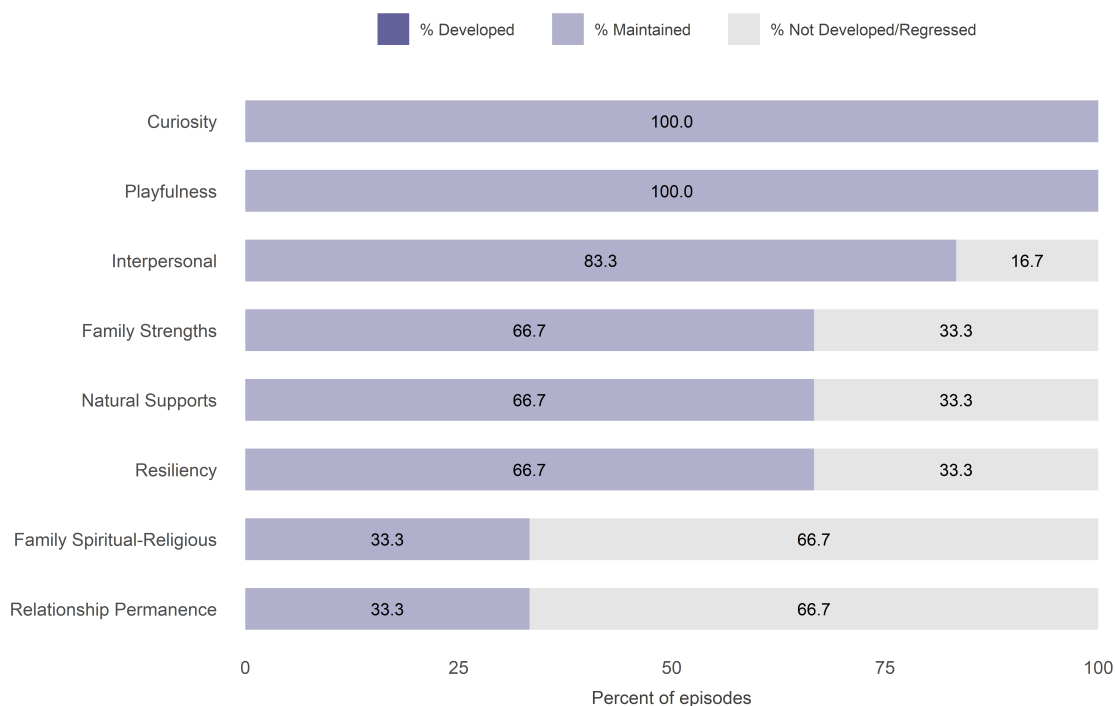
### MAINTAINED

Strength item that was rated as 0 or 1 at Time 1 and the child/youth maintained it as 0 or 1 at Time 2

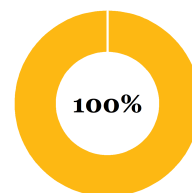
### NOT DEVELOPED/REGRESSED

Strength item that was rated as 2 or 3 at Time 1 and Time 2, or was rated as 0 or 1 at Time 1 and 2 or 3 at Time 2

### CANS pairs for 0 thru 5: 6



Percent of episodes for which at least two useful or centerpiece strengths were maintained and/or developed



# Instituto Fam Child Care 2 (38182)

## FY21-22 Q4 Performance Objective CYF-2 Strengths Outcomes Item-Level Report

7/1/2021 - 6/30/2022

The charts below display the Strengths items from the CANS. The stacked bars represent the total number of episodes for which at least two useful or centerpiece strengths were developed or maintained.\*

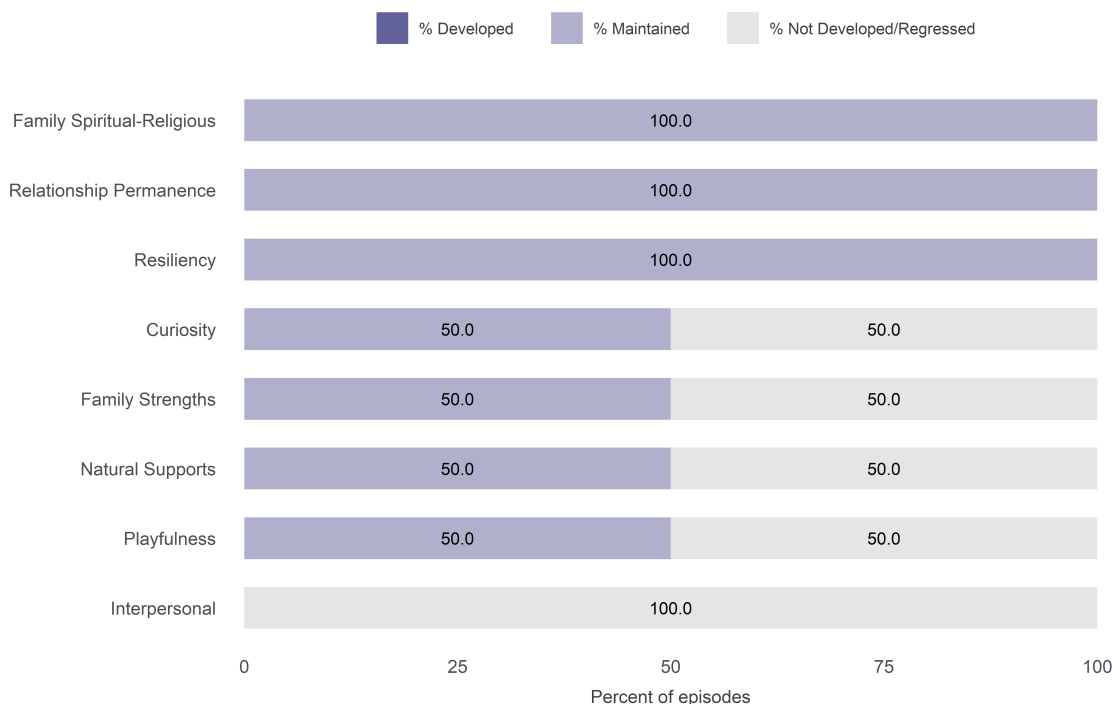
Mean number of months between CANS: 10.8 • Median number of months between CANS: 10.8

Number of children/youth: 2 • Number of CANS pairs in this report: 2

Number of CANS pairs with strengths developed: 0 • Number of CANS pairs with strengths maintained: 2

<p><b>DEVELOPED</b> Strength item that was rated as 2 or 3 at Time 1 and the child/youth was helped to develop it into a 0 or 1 at Time 2</p>	<p><b>MAINTAINED</b> Strength item that was rated as 0 or 1 at Time 1 and the child/youth maintained it as 0 or 1 at Time 2</p>	<p><b>NOT DEVELOPED/REGRESSED</b> Strength item that was rated as 2 or 3 at Time 1 and Time 2, or was rated as 0 or 1 at Time 1 and 2 or 3 at Time 2</p>
---	---	--

### CANS pairs for 0 thru 5: 2



Percent of episodes for which at least two useful or centerpiece strengths were maintained and/or developed



\*The two most recent CANS are included for each child/youth episode, with the most recent CANS occurring during the reporting period. Only CANS with a minimum of 8 months of treatment between assessments are included. In the bar charts, items with no data shown do not have a CANS pair.



# Instituto Fam DeLaRaza (38186)

## FY21-22 Q4 Performance Objective CYF-2 Strengths Outcomes Item-Level Report

7/1/2021 - 6/30/2022

The charts below display the Strengths items from the CANS. The stacked bars represent the total number of episodes for which at least two useful or centerpiece strengths were developed or maintained.\*

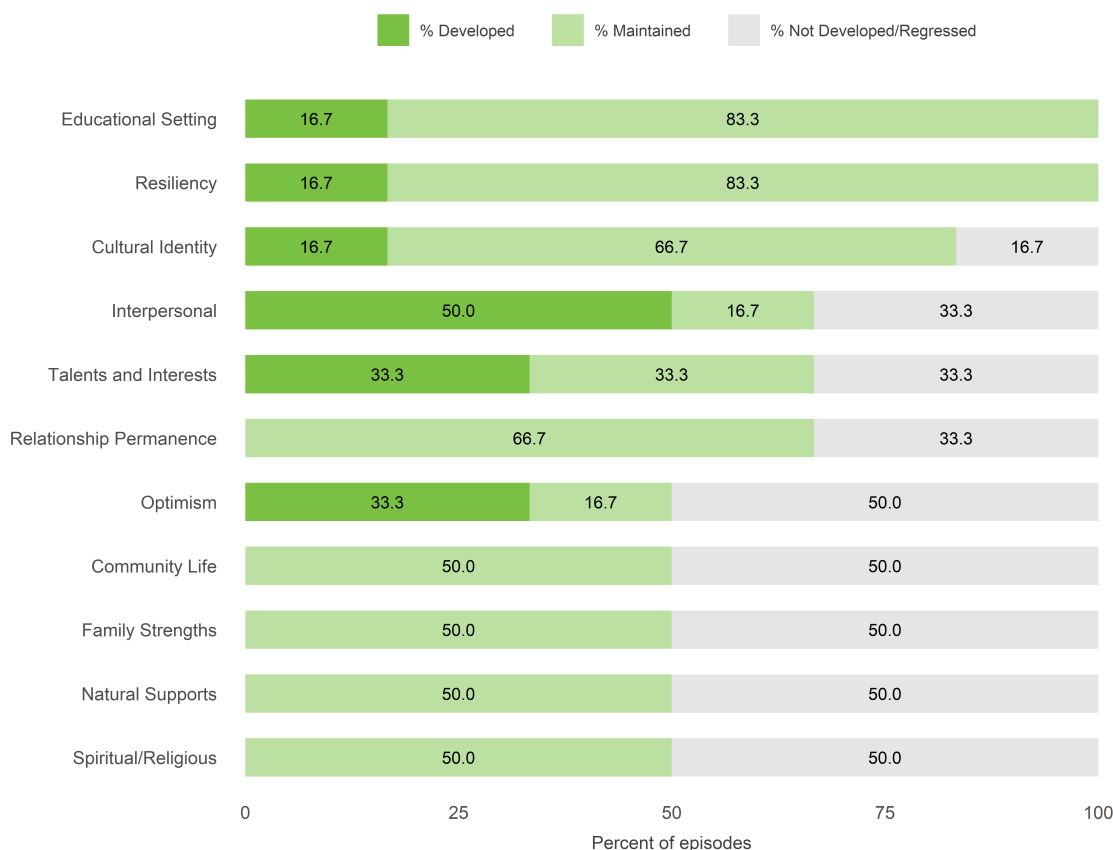
Mean number of months between CANS: 11.8 • Median number of months between CANS: 11.8

Number of children/youth: 6 • Number of CANS pairs in this report: 6

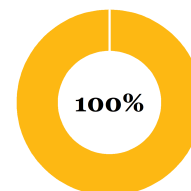
Number of CANS pairs with strengths developed: 3 • Number of CANS pairs with strengths maintained: 6

<b>DEVELOPED</b> Strength item that was rated as 2 or 3 at Time 1 and the child/youth was helped to develop it into a 0 or 1 at Time 2	<b>MAINTAINED</b> Strength item that was rated as 0 or 1 at Time 1 and the child/youth maintained it as 0 or 1 at Time 2	<b>NOT DEVELOPED/REGRESSED</b> Strength item that was rated as 2 or 3 at Time 1 and Time 2, or was rated as 0 or 1 at Time 1 and 2 or 3 at Time 2
---	---	--

### CANS pairs for 6 thru 20: 6



Percent of episodes for which at least two useful or centerpiece strengths were maintained and/or developed



\*The two most recent CANS are included for each child/youth episode, with the most recent CANS occurring during the reporting period. Only CANS with a minimum of 8 months of treatment between assessments are included. In the bar charts, items with no data shown do not have a CANS pair.

# Instituto Fam EPSDT (38185)

## FY21-22 Q4 Performance Objective CYF-2 Strengths Outcomes Item-Level Report

7/1/2021 - 6/30/2022

The charts below display the Strengths items from the CANS. The stacked bars represent the total number of episodes for which at least two useful or centerpiece strengths were developed or maintained.\*

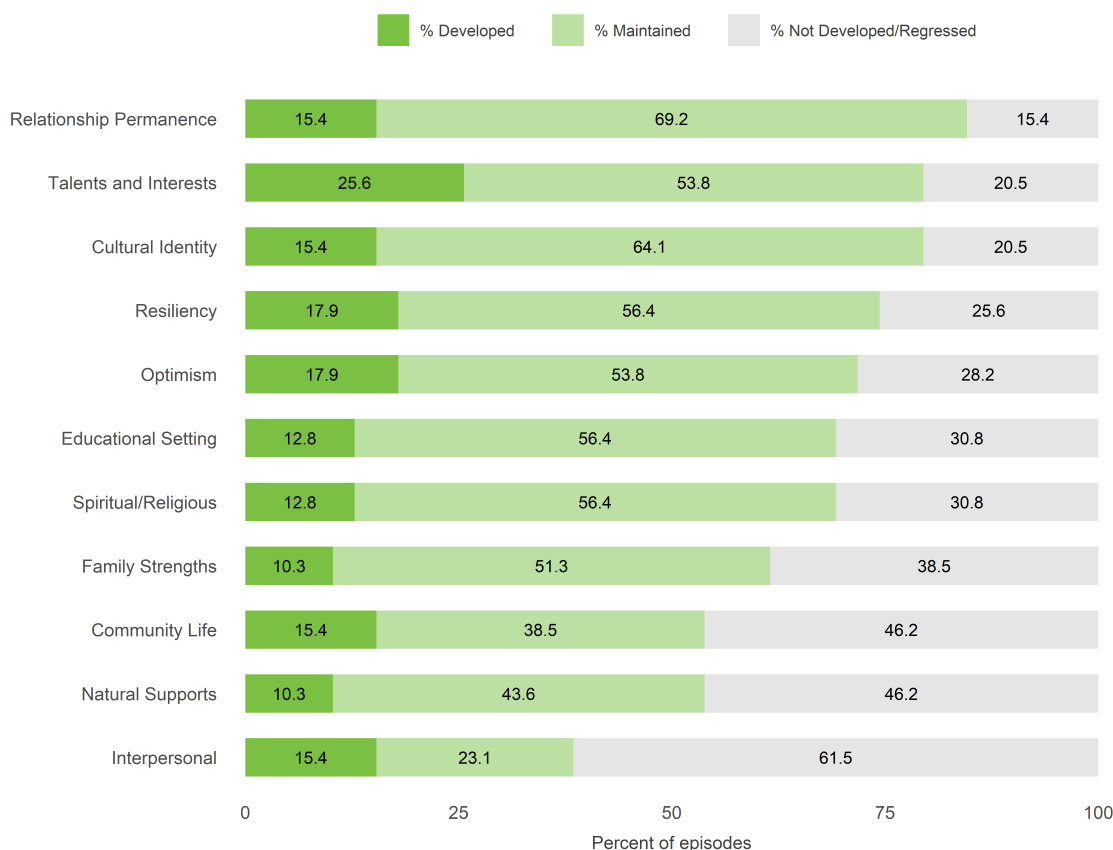
Mean number of months between CANS: 12.5 • Median number of months between CANS: 11.0

Number of children/youth: 39 • Number of CANS pairs in this report: 39

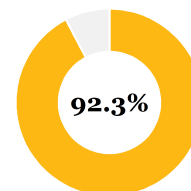
Number of CANS pairs with strengths developed: 15 • Number of CANS pairs with strengths maintained: 32

<b>DEVELOPED</b> Strength item that was rated as 2 or 3 at Time 1 and the child/youth was helped to develop it into a 0 or 1 at Time 2	<b>MAINTAINED</b> Strength item that was rated as 0 or 1 at Time 1 and the child/youth maintained it as 0 or 1 at Time 2	<b>NOT DEVELOPED/REGRESSED</b> Strength item that was rated as 2 or 3 at Time 1 and Time 2, or was rated as 0 or 1 at Time 1 and 2 or 3 at Time 2
---	---	--

### CANS pairs for 6 thru 20: 39



Percent of episodes for which at least two useful or centerpiece strengths were maintained and/or developed



\*The two most recent CANS are included for each child/youth episode, with the most recent CANS occurring during the reporting period. Only CANS with a minimum of 8 months of treatment between assessments are included. In the bar charts, items with no data shown do not have a CANS pair.

# Instituto Families First (38LA10)

## FY21-22 Q4 Performance Objective CYF-2 Strengths Outcomes Item-Level Report

7/1/2021 - 6/30/2022

The charts below display the Strengths items from the CANS. The stacked bars represent the total number of episodes for which at least two useful or centerpiece strengths were developed or maintained.\*

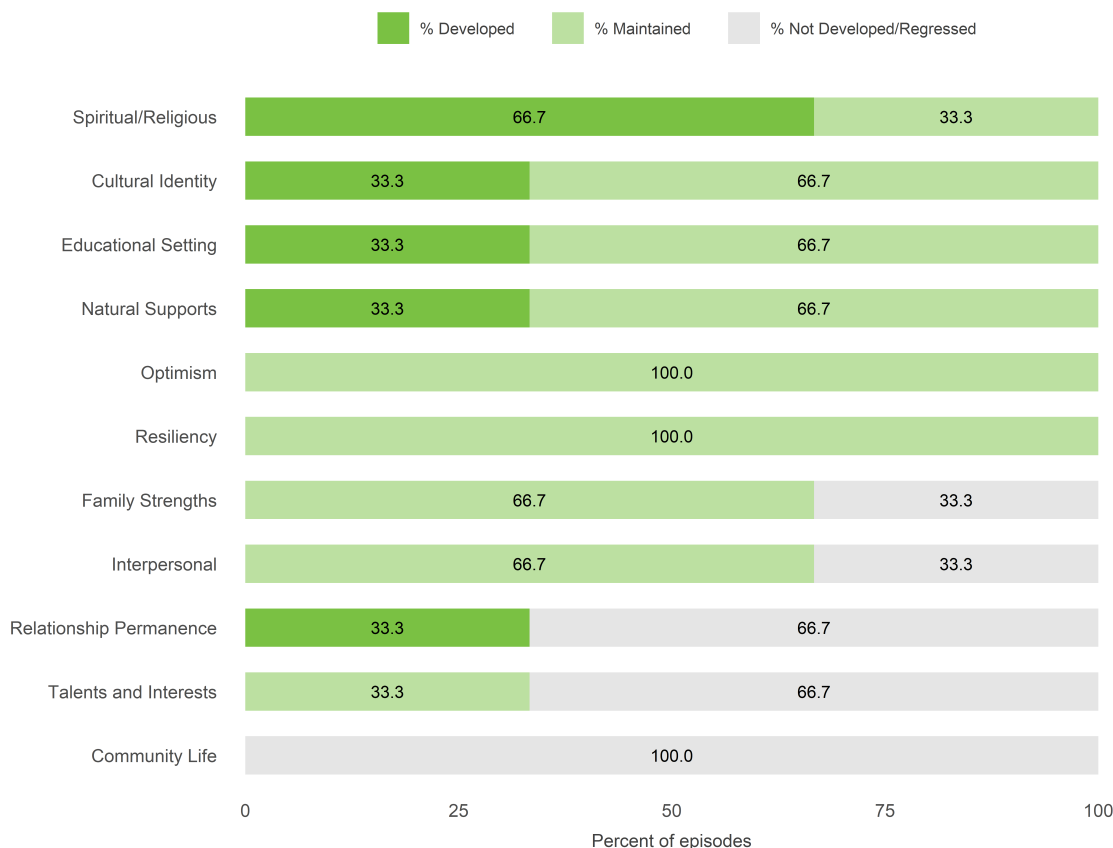
Mean number of months between CANS: 10.5 • Median number of months between CANS: 10.2

Number of children/youth: 3 • Number of CANS pairs in this report: 3

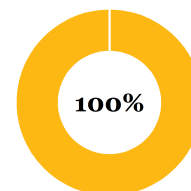
Number of CANS pairs with strengths developed: 2 • Number of CANS pairs with strengths maintained: 3

<b>DEVELOPED</b> Strength item that was rated as 2 or 3 at Time 1 and the child/youth was helped to develop it into a 0 or 1 at Time 2	<b>MAINTAINED</b> Strength item that was rated as 0 or 1 at Time 1 and the child/youth maintained it as 0 or 1 at Time 2	<b>NOT DEVELOPED/REGRESSED</b> Strength item that was rated as 2 or 3 at Time 1 and Time 2, or was rated as 0 or 1 at Time 1 and 2 or 3 at Time 2
---	---	--

### CANS pairs for 6 thru 20: 3



Percent of episodes for which at least two useful or centerpiece strengths were maintained and/or developed



\*The two most recent CANS are included for each child/youth episode, with the most recent CANS occurring during the reporting period. Only CANS with a minimum of 8 months of treatment between assessments are included. In the bar charts, items with no data shown do not have a CANS pair.

# Instituto ISCS (38LA2)

## FY21-22 Q4 Performance Objective CYF-2 Strengths Outcomes Item-Level Report

7/1/2021 - 6/30/2022

The charts below display the Strengths items from the CANS. The stacked bars represent the total number of episodes for which at least two useful or centerpiece strengths were developed or maintained.\*

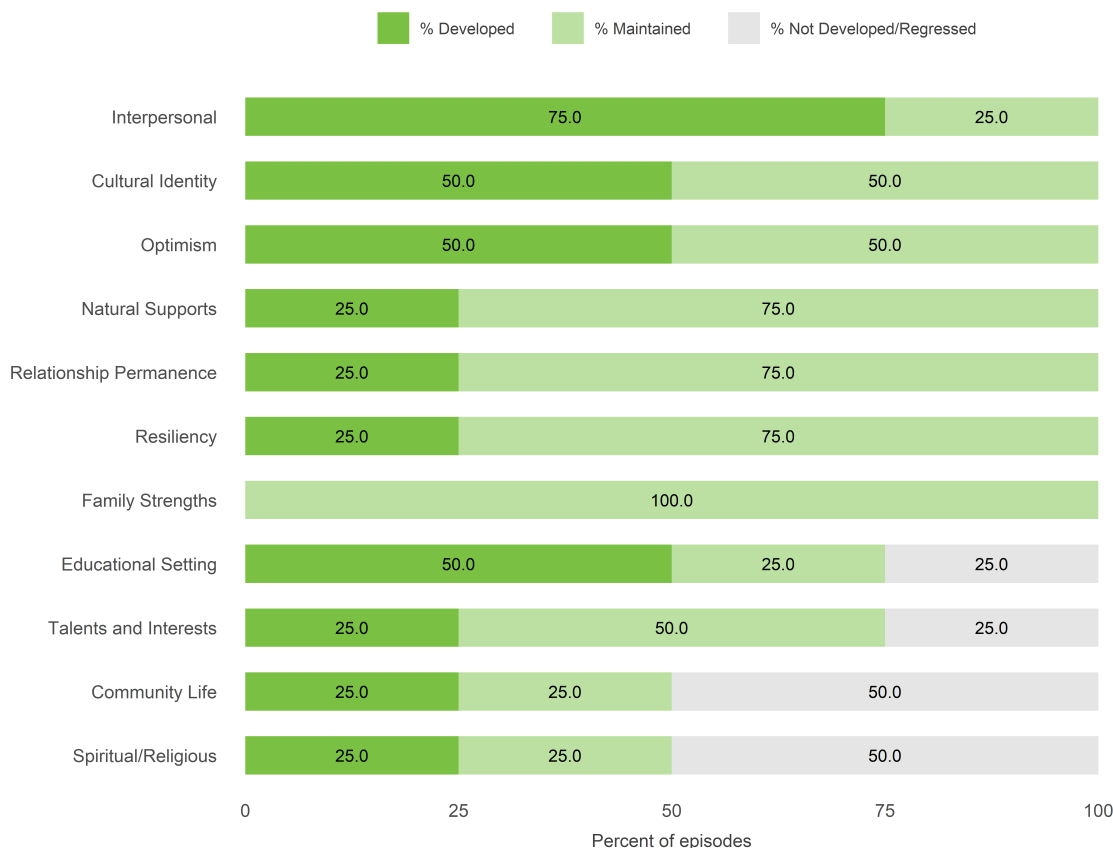
Mean number of months between CANS: 9.8 • Median number of months between CANS: 9.8

Number of children/youth: 4 • Number of CANS pairs in this report: 4

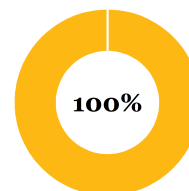
Number of CANS pairs with strengths developed: 4 • Number of CANS pairs with strengths maintained: 4

<b>DEVELOPED</b> Strength item that was rated as 2 or 3 at Time 1 and the child/youth was helped to develop it into a 0 or 1 at Time 2	<b>MAINTAINED</b> Strength item that was rated as 0 or 1 at Time 1 and the child/youth maintained it as 0 or 1 at Time 2	<b>NOT DEVELOPED/REGRESSED</b> Strength item that was rated as 2 or 3 at Time 1 and Time 2, or was rated as 0 or 1 at Time 1 and 2 or 3 at Time 2
---	---	--

### CANS pairs for 6 thru 20: 4



Percent of episodes for which at least two useful or centerpiece strengths were maintained and/or developed



\*The two most recent CANS are included for each child/youth episode, with the most recent CANS occurring during the reporting period. Only CANS with a minimum of 8 months of treatment between assessments are included. In the bar charts, items with no data shown do not have a CANS pair.

# James Baldwin Academy OP (8980OP)

## FY21-22 Q4 Performance Objective CYF-2 Strengths Outcomes Item-Level Report

7/1/2021 - 6/30/2022

The charts below display the Strengths items from the CANS. The stacked bars represent the total number of episodes for which at least two useful or centerpiece strengths were developed or maintained.\*

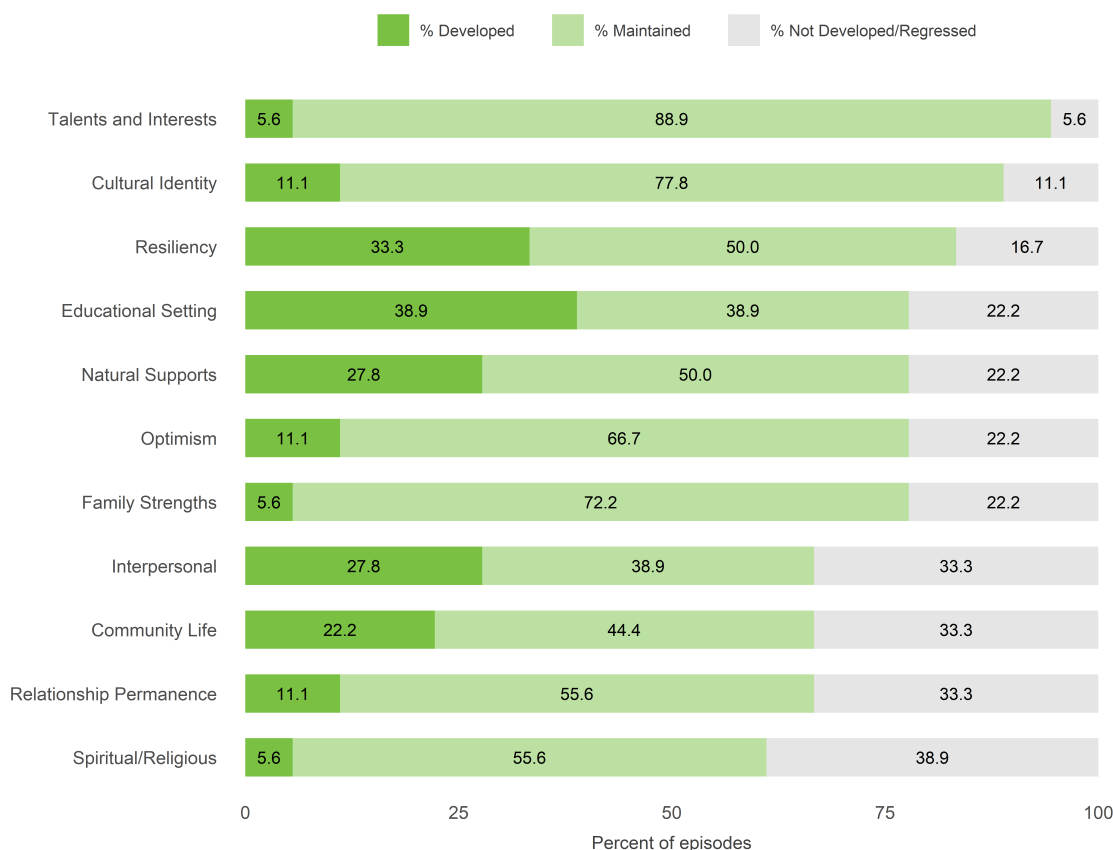
Mean number of months between CANS: 11.7 • Median number of months between CANS: 11.1

Number of children/youth: 18 • Number of CANS pairs in this report: 18

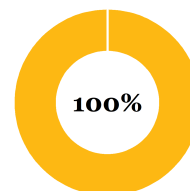
Number of CANS pairs with strengths developed: 9 • Number of CANS pairs with strengths maintained: 16

<b>DEVELOPED</b> Strength item that was rated as 2 or 3 at Time 1 and the child/youth was helped to develop it into a 0 or 1 at Time 2	<b>MAINTAINED</b> Strength item that was rated as 0 or 1 at Time 1 and the child/youth maintained it as 0 or 1 at Time 2	<b>NOT DEVELOPED/REGRESSED</b> Strength item that was rated as 2 or 3 at Time 1 and Time 2, or was rated as 0 or 1 at Time 1 and 2 or 3 at Time 2
---	---	--

### CANS pairs for 6 thru 20: 18



Percent of episodes for which at least two useful or centerpiece strengths were maintained and/or developed



\*The two most recent CANS are included for each child/youth episode, with the most recent CANS occurring during the reporting period. Only CANS with a minimum of 8 months of treatment between assessments are included. In the bar charts, items with no data shown do not have a CANS pair.

# Jewish Family Child Scott EPSDT (38AE3)

## FY21-22 Q4 Performance Objective CYF-2 Strengths Outcomes Item-Level Report

7/1/2021 - 6/30/2022

The charts below display the Strengths items from the CANS. The stacked bars represent the total number of episodes for which at least two useful or centerpiece strengths were developed or maintained.\*

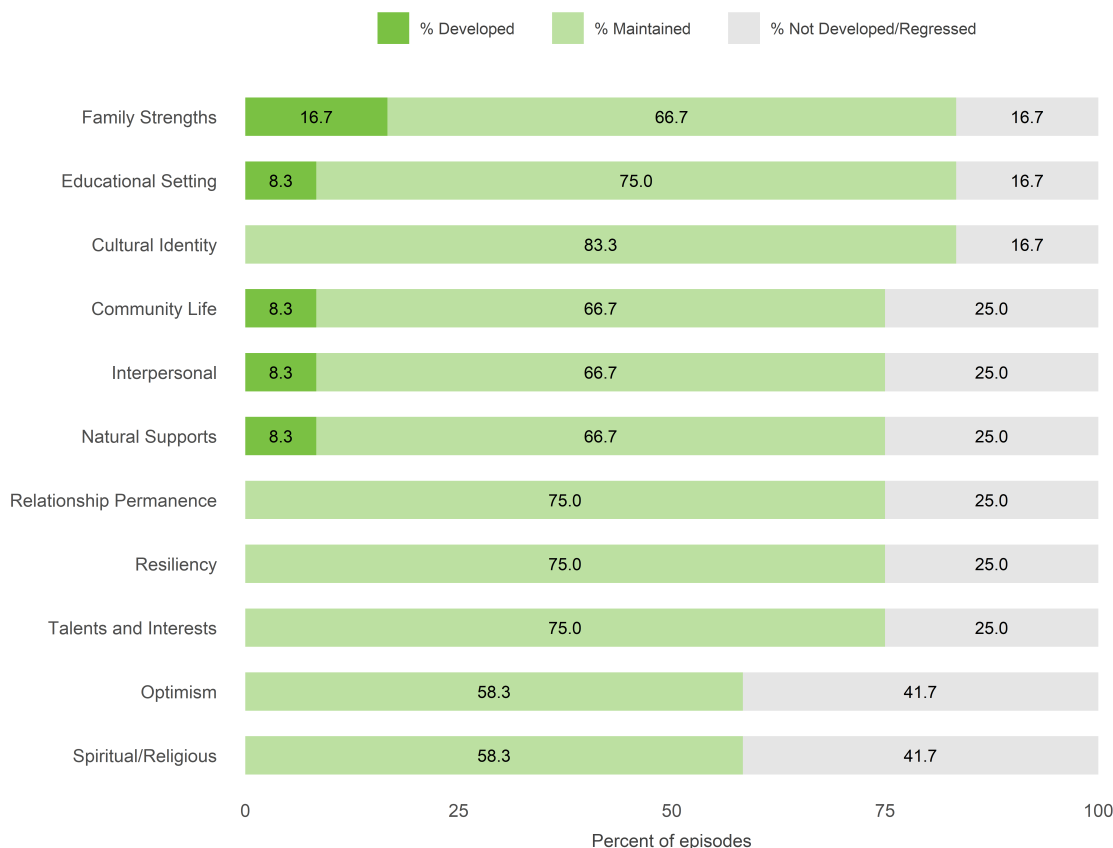
Mean number of months between CANS: 11.0 • Median number of months between CANS: 10.8

Number of children/youth: 12 • Number of CANS pairs in this report: 12

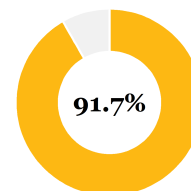
Number of CANS pairs with strengths developed: 1 • Number of CANS pairs with strengths maintained: 11

<b>DEVELOPED</b> Strength item that was rated as 2 or 3 at Time 1 and the child/youth was helped to develop it into a 0 or 1 at Time 2	<b>MAINTAINED</b> Strength item that was rated as 0 or 1 at Time 1 and the child/youth maintained it as 0 or 1 at Time 2	<b>NOT DEVELOPED/REGRESSED</b> Strength item that was rated as 2 or 3 at Time 1 and Time 2, or was rated as 0 or 1 at Time 1 and 2 or 3 at Time 2
---	---	--

### CANS pairs for 6 thru 20: 12



Percent of episodes for which at least two useful or centerpiece strengths were maintained and/or developed



\*The two most recent CANS are included for each child/youth episode, with the most recent CANS occurring during the reporting period. Only CANS with a minimum of 8 months of treatment between assessments are included. In the bar charts, items with no data shown do not have a CANS pair.

# Mission Family Center (38016)

## FY21-22 Q4 Performance Objective CYF-2 Strengths Outcomes Item-Level Report

7/1/2021 - 6/30/2022

The charts below display the Strengths items from the CANS. The stacked bars represent the total number of episodes for which at least two useful or centerpiece strengths were developed or maintained.\*

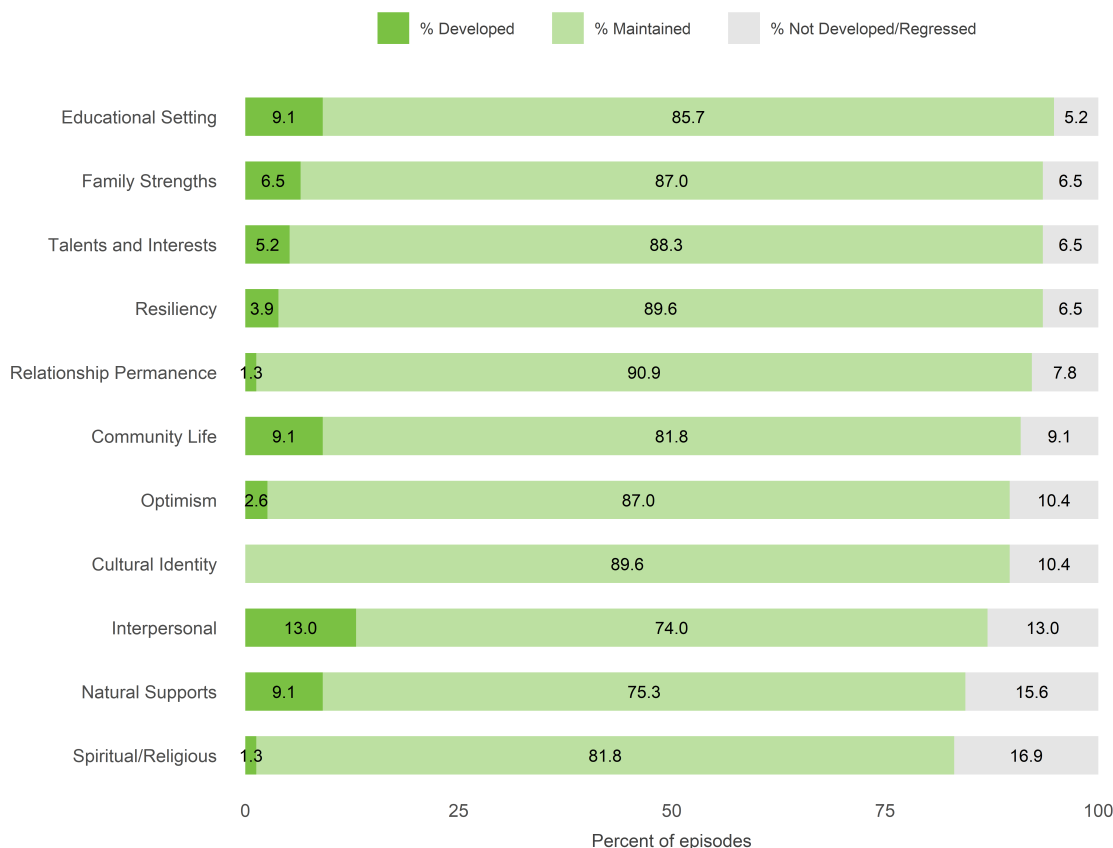
Mean number of months between CANS: 12.5 • Median number of months between CANS: 12.0

Number of children/youth: 77 • Number of CANS pairs in this report: 77

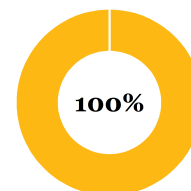
Number of CANS pairs with strengths developed: 9 • Number of CANS pairs with strengths maintained: 77

<b>DEVELOPED</b> Strength item that was rated as 2 or 3 at Time 1 and the child/youth was helped to develop it into a 0 or 1 at Time 2	<b>MAINTAINED</b> Strength item that was rated as 0 or 1 at Time 1 and the child/youth maintained it as 0 or 1 at Time 2	<b>NOT DEVELOPED/REGRESSED</b> Strength item that was rated as 2 or 3 at Time 1 and Time 2, or was rated as 0 or 1 at Time 1 and 2 or 3 at Time 2
---	---	--

### CANS pairs for 6 thru 20: 77



Percent of episodes for which at least two useful or centerpiece strengths were maintained and/or developed



\*The two most recent CANS are included for each child/youth episode, with the most recent CANS occurring during the reporting period. Only CANS with a minimum of 8 months of treatment between assessments are included. In the bar charts, items with no data shown do not have a CANS pair.

# MSJ Epiphany St. Elizabeth (38BN3)

## FY21-22 Q4 Performance Objective CYF-2 Strengths Outcomes Item-Level Report

7/1/2021 - 6/30/2022

The charts below display the Strengths items from the CANS. The stacked bars represent the total number of episodes for which at least two useful or centerpiece strengths were developed or maintained.\*

Mean number of months between CANS: 11.4 • Median number of months between CANS: 11.7

Number of children/youth: 18 • Number of CANS pairs in this report: 18

Number of CANS pairs with strengths developed: 1 • Number of CANS pairs with strengths maintained: 18

### DEVELOPED

Strength item that was rated as 2 or 3 at Time 1 and the child/youth was helped to develop it into a 0 or 1 at Time 2

### MAINTAINED

Strength item that was rated as 0 or 1 at Time 1 and the child/youth maintained it as 0 or 1 at Time 2

### NOT DEVELOPED/REGRESSED

Strength item that was rated as 2 or 3 at Time 1 and Time 2, or was rated as 0 or 1 at Time 1 and 2 or 3 at Time 2

### CANS pairs for 6 thru 20: 1



\*The two most recent CANS are included for each child/youth episode, with the most recent CANS occurring during the reporting period. Only CANS with a minimum of 8 months of treatment between assessments are included. In the bar charts, items with no data shown do not have a CANS pair.



# MSJ Epiphany St. Elizabeth (38BN3)

## FY21-22 Q4 Performance Objective CYF-2 Strengths Outcomes Item-Level Report

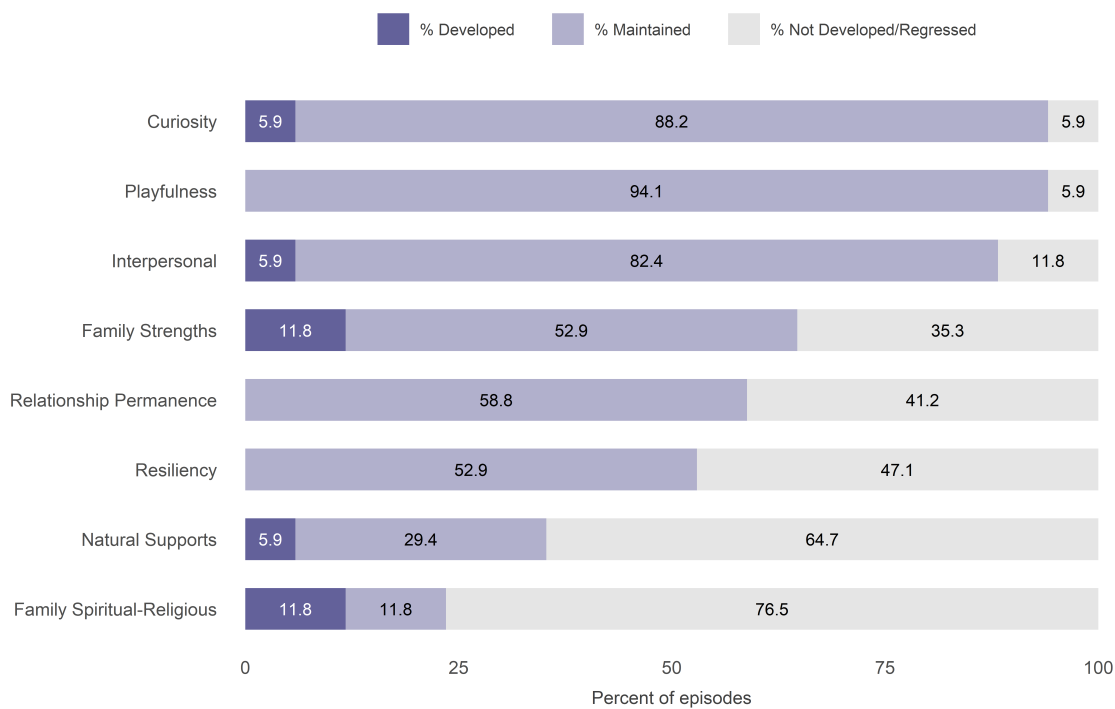
7/1/2021 - 6/30/2022

**DEVELOPED**  
Strength item that was rated as 2 or 3 at Time 1 and the child/youth was helped to develop it into a 0 or 1 at Time 2

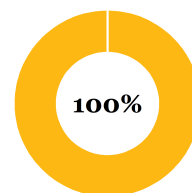
**MAINTAINED**  
Strength item that was rated as 0 or 1 at Time 1 and the child/youth maintained it as 0 or 1 at Time 2

**NOT DEVELOPED/REGRESSED**  
Strength item that was rated as 2 or 3 at Time 1 and Time 2, or was rated as 0 or 1 at Time 1 and 2 or 3 at Time 2

### CANS pairs for 0 thru 5: 17



Percent of episodes for which at least two useful or centerpiece strengths were maintained and/or developed



# Oakes Childrens Cntr EPSDT INACT (88593)

## FY21-22 Q4 Performance Objective CYF-2 Strengths Outcomes Item-Level Report

7/1/2021 - 6/30/2022

The charts below display the Strengths items from the CANS. The stacked bars represent the total number of episodes for which at least two useful or centerpiece strengths were developed or maintained.\*

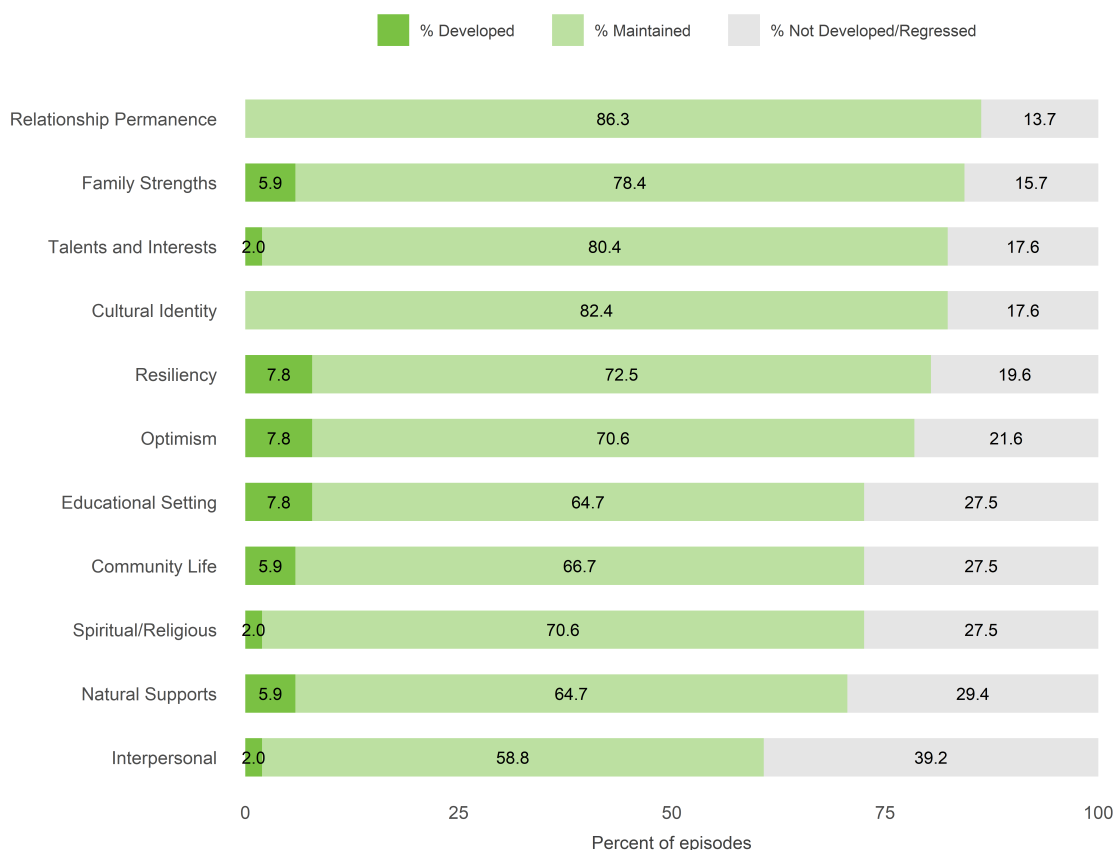
Mean number of months between CANS: 11.4 • Median number of months between CANS: 11.7

Number of children/youth: 51 • Number of CANS pairs in this report: 51

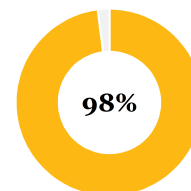
Number of CANS pairs with strengths developed: 5 • Number of CANS pairs with strengths maintained: 50

<b>DEVELOPED</b> Strength item that was rated as 2 or 3 at Time 1 and the child/youth was helped to develop it into a 0 or 1 at Time 2	<b>MAINTAINED</b> Strength item that was rated as 0 or 1 at Time 1 and the child/youth maintained it as 0 or 1 at Time 2	<b>NOT DEVELOPED/REGRESSED</b> Strength item that was rated as 2 or 3 at Time 1 and Time 2, or was rated as 0 or 1 at Time 1 and 2 or 3 at Time 2
---	---	--

### CANS pairs for 6 thru 20: 51



Percent of episodes for which at least two useful or centerpiece strengths were maintained and/or developed



\*The two most recent CANS are included for each child/youth episode, with the most recent CANS occurring during the reporting period. Only CANS with a minimum of 8 months of treatment between assessments are included. In the bar charts, items with no data shown do not have a CANS pair.

# Oakes Childrn Cntr SED INACTIVE (8859SD)

## FY21-22 Q4 Performance Objective CYF-2 Strengths Outcomes Item-Level Report

7/1/2021 - 6/30/2022

The charts below display the Strengths items from the CANS. The stacked bars represent the total number of episodes for which at least two useful or centerpiece strengths were developed or maintained.\*

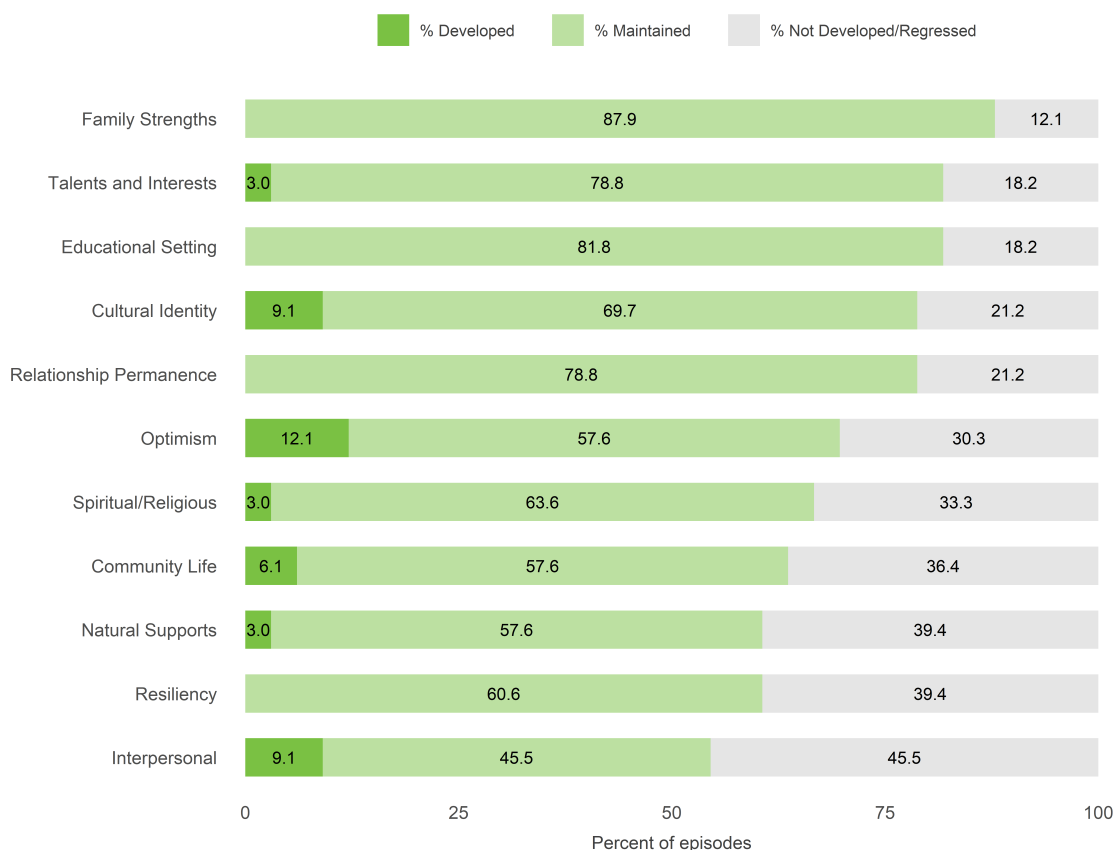
Mean number of months between CANS: 11.0 • Median number of months between CANS: 11.3

Number of children/youth: 33 • Number of CANS pairs in this report: 33

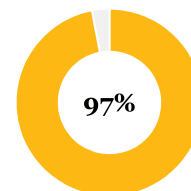
Number of CANS pairs with strengths developed: 4 • Number of CANS pairs with strengths maintained: 32

<b>DEVELOPED</b> Strength item that was rated as 2 or 3 at Time 1 and the child/youth was helped to develop it into a 0 or 1 at Time 2	<b>MAINTAINED</b> Strength item that was rated as 0 or 1 at Time 1 and the child/youth maintained it as 0 or 1 at Time 2	<b>NOT DEVELOPED/REGRESSED</b> Strength item that was rated as 2 or 3 at Time 1 and Time 2, or was rated as 0 or 1 at Time 1 and 2 or 3 at Time 2
---	---	--

### CANS pairs for 6 thru 20: 33



Percent of episodes for which at least two useful or centerpiece strengths were maintained and/or developed



\*The two most recent CANS are included for each child/youth episode, with the most recent CANS occurring during the reporting period. Only CANS with a minimum of 8 months of treatment between assessments are included. In the bar charts, items with no data shown do not have a CANS pair.

# OMI Family Ctr Children Svc (38805)

## FY21-22 Q4 Performance Objective CYF-2 Strengths Outcomes Item-Level Report

7/1/2021 - 6/30/2022

The charts below display the Strengths items from the CANS. The stacked bars represent the total number of episodes for which at least two useful or centerpiece strengths were developed or maintained.\*

Mean number of months between CANS: 13.5 • Median number of months between CANS: 12.3

Number of children/youth: 27 • Number of CANS pairs in this report: 27

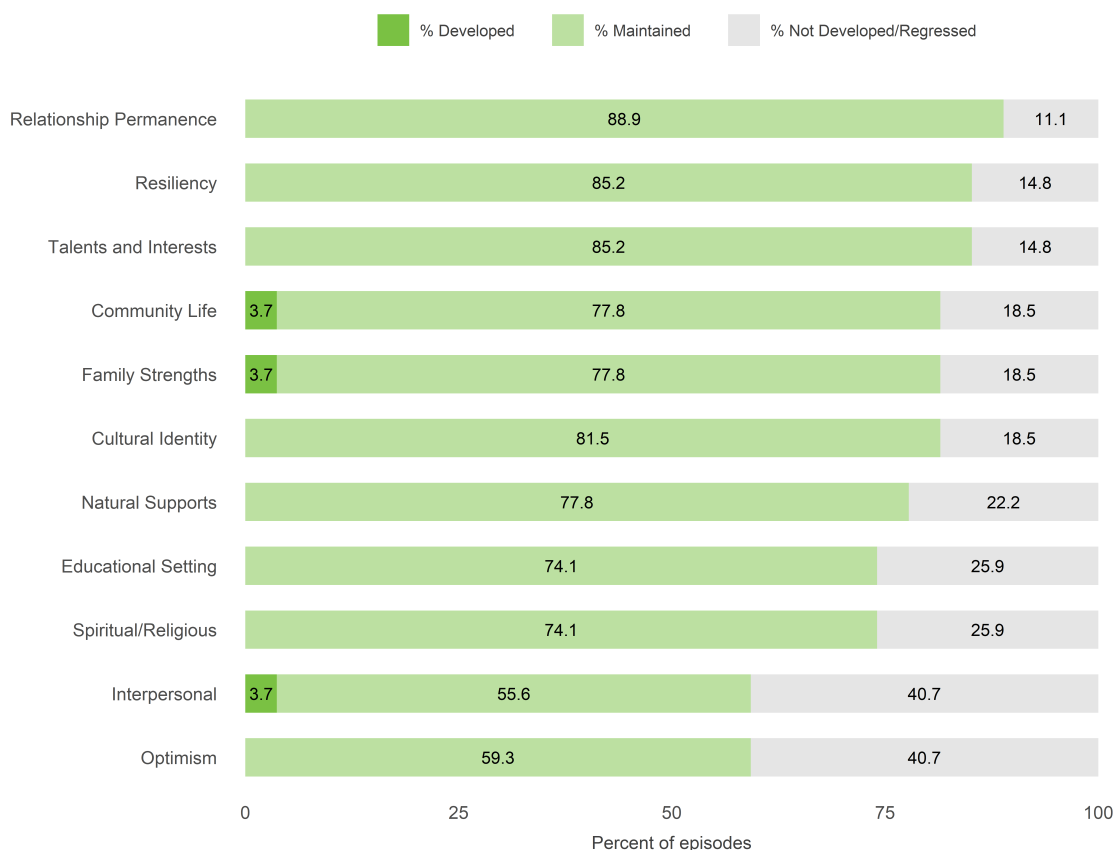
Number of CANS pairs with strengths developed: 0 • Number of CANS pairs with strengths maintained: 27

**DEVELOPED**  
Strength item that was rated as 2 or 3 at Time 1 and the child/youth was helped to develop it into a 0 or 1 at Time 2

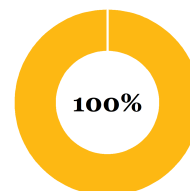
**MAINTAINED**  
Strength item that was rated as 0 or 1 at Time 1 and the child/youth maintained it as 0 or 1 at Time 2

**NOT DEVELOPED/REGRESSED**  
Strength item that was rated as 2 or 3 at Time 1 and Time 2, or was rated as 0 or 1 at Time 1 and 2 or 3 at Time 2

### CANS pairs for 6 thru 20: 27



Percent of episodes for which at least two useful or centerpiece strengths were maintained and/or developed



\*The two most recent CANS are included for each child/youth episode, with the most recent CANS occurring during the reporting period. Only CANS with a minimum of 8 months of treatment between assessments are included. In the bar charts, items with no data shown do not have a CANS pair.

## OTTP-OP (38KZ2)

### FY21-22 Q4 Performance Objective CYF-2 Strengths Outcomes Item-Level Report

7/1/2021 - 6/30/2022

The charts below display the Strengths items from the CANS. The stacked bars represent the total number of episodes for which at least two useful or centerpiece strengths were developed or maintained.\*

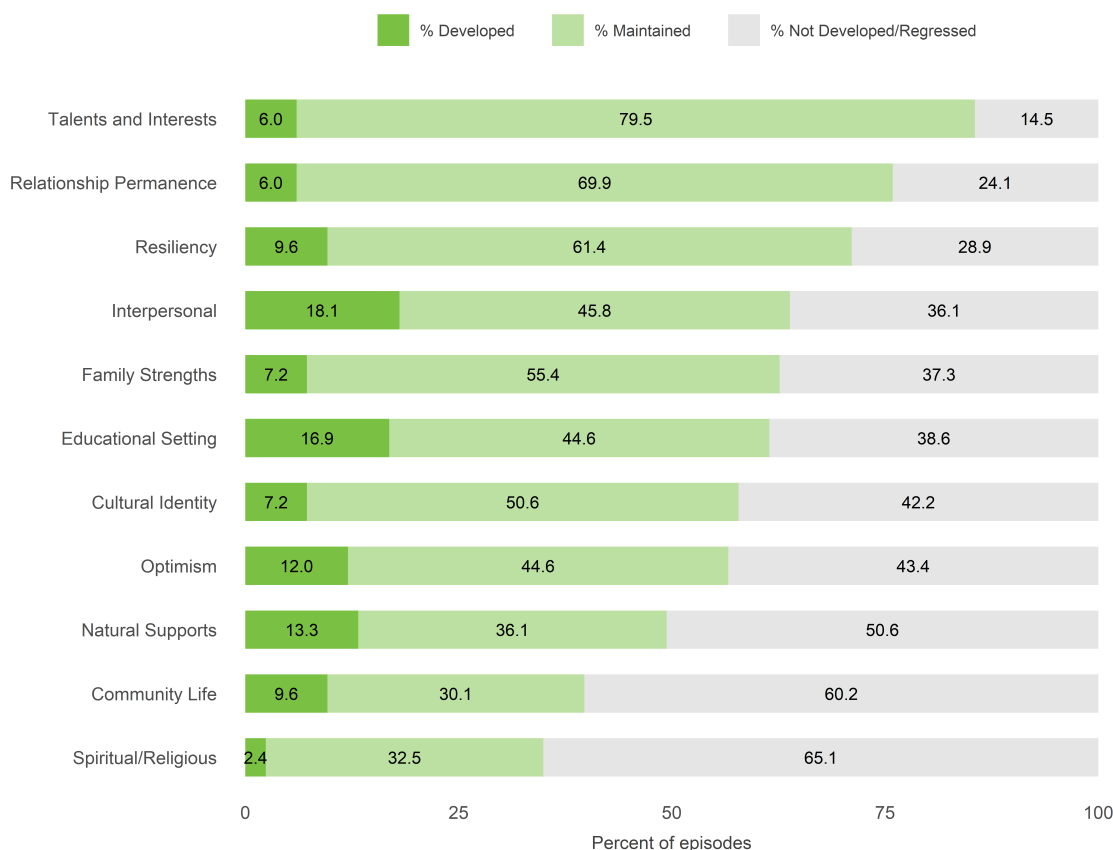
Mean number of months between CANS: 11.5 • Median number of months between CANS: 11.7

Number of children/youth: 83 • Number of CANS pairs in this report: 83

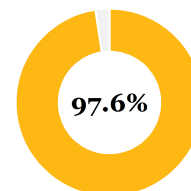
Number of CANS pairs with strengths developed: 24 • Number of CANS pairs with strengths maintained: 79

<b>DEVELOPED</b> Strength item that was rated as 2 or 3 at Time 1 and the child/youth was helped to develop it into a 0 or 1 at Time 2	<b>MAINTAINED</b> Strength item that was rated as 0 or 1 at Time 1 and the child/youth maintained it as 0 or 1 at Time 2	<b>NOT DEVELOPED/REGRESSED</b> Strength item that was rated as 2 or 3 at Time 1 and Time 2, or was rated as 0 or 1 at Time 1 and 2 or 3 at Time 2
---	---	--

#### CANS pairs for 6 thru 20: 83



Percent of episodes for which at least two useful or centerpiece strengths were maintained and/or developed



\*The two most recent CANS are included for each child/youth episode, with the most recent CANS occurring during the reporting period. Only CANS with a minimum of 8 months of treatment between assessments are included. In the bar charts, items with no data shown do not have a CANS pair.

# RAMS Children Managed Care OP (3894MC)

## FY21-22 Q4 Performance Objective CYF-2 Strengths Outcomes Item-Level Report

7/1/2021 - 6/30/2022

The charts below display the Strengths items from the CANS. The stacked bars represent the total number of episodes for which at least two useful or centerpiece strengths were developed or maintained.\*

Mean number of months between CANS: 10.1 • Median number of months between CANS: 10.1

Number of children/youth: 1 • Number of CANS pairs in this report: 1

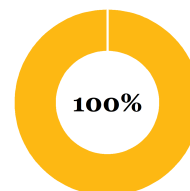
Number of CANS pairs with strengths developed: 0 • Number of CANS pairs with strengths maintained: 1

<p><b>DEVELOPED</b> Strength item that was rated as 2 or 3 at Time 1 and the child/youth was helped to develop it into a 0 or 1 at Time 2</p>	<p><b>MAINTAINED</b> Strength item that was rated as 0 or 1 at Time 1 and the child/youth maintained it as 0 or 1 at Time 2</p>	<p><b>NOT DEVELOPED/REGRESSED</b> Strength item that was rated as 2 or 3 at Time 1 and Time 2, or was rated as 0 or 1 at Time 1 and 2 or 3 at Time 2</p>
---	---	--

### CANS pairs for 6 thru 20: 1



Percent of episodes for which at least two useful or centerpiece strengths were maintained and/or developed



\*The two most recent CANS are included for each child/youth episode, with the most recent CANS occurring during the reporting period. Only CANS with a minimum of 8 months of treatment between assessments are included. In the bar charts, items with no data shown do not have a CANS pair.

# RAMS CYF Outpatient (38947)

## FY21-22 Q4 Performance Objective CYF-2 Strengths Outcomes Item-Level Report

7/1/2021 - 6/30/2022

The charts below display the Strengths items from the CANS. The stacked bars represent the total number of episodes for which at least two useful or centerpiece strengths were developed or maintained.\*

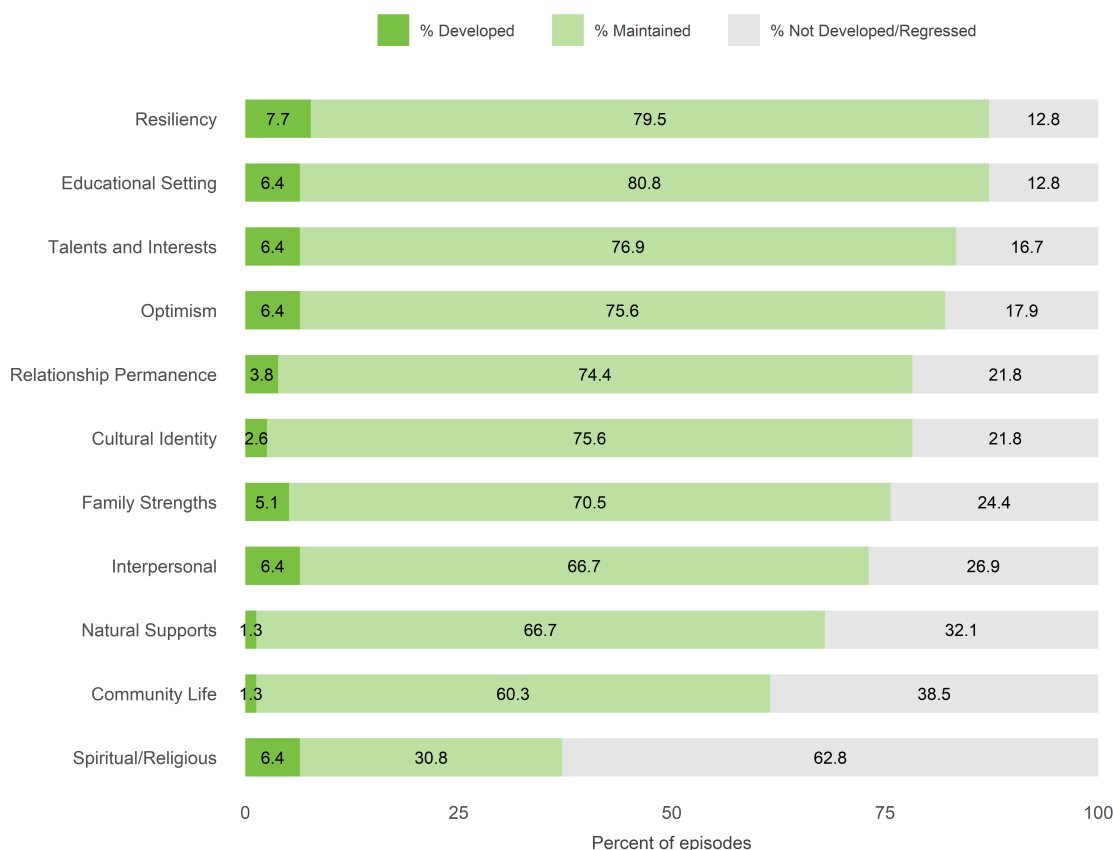
Mean number of months between CANS: 11.2 • Median number of months between CANS: 11.6

Number of children/youth: 78 • Number of CANS pairs in this report: 78

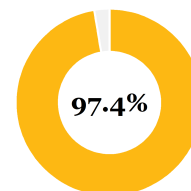
Number of CANS pairs with strengths developed: 11 • Number of CANS pairs with strengths maintained: 75

<b>DEVELOPED</b> Strength item that was rated as 2 or 3 at Time 1 and the child/youth was helped to develop it into a 0 or 1 at Time 2	<b>MAINTAINED</b> Strength item that was rated as 0 or 1 at Time 1 and the child/youth maintained it as 0 or 1 at Time 2	<b>NOT DEVELOPED/REGRESSED</b> Strength item that was rated as 2 or 3 at Time 1 and Time 2, or was rated as 0 or 1 at Time 1 and 2 or 3 at Time 2
---	---	--

### CANS pairs for 6 thru 20: 78



Percent of episodes for which at least two useful or centerpiece strengths were maintained and/or developed



\*The two most recent CANS are included for each child/youth episode, with the most recent CANS occurring during the reporting period. Only CANS with a minimum of 8 months of treatment between assessments are included. In the bar charts, items with no data shown do not have a CANS pair.

## RAMS SED Services (3894SD)

### FY21-22 Q4 Performance Objective CYF-2 Strengths Outcomes Item-Level Report

7/1/2021 - 6/30/2022

The charts below display the Strengths items from the CANS. The stacked bars represent the total number of episodes for which at least two useful or centerpiece strengths were developed or maintained.\*

Mean number of months between CANS: 10.9 • Median number of months between CANS: 11.4

Number of children/youth: 24 • Number of CANS pairs in this report: 24

Number of CANS pairs with strengths developed: 1 • Number of CANS pairs with strengths maintained: 23

#### DEVELOPED

Strength item that was rated as 2 or 3 at Time 1 and the child/youth was helped to develop it into a 0 or 1 at Time 2

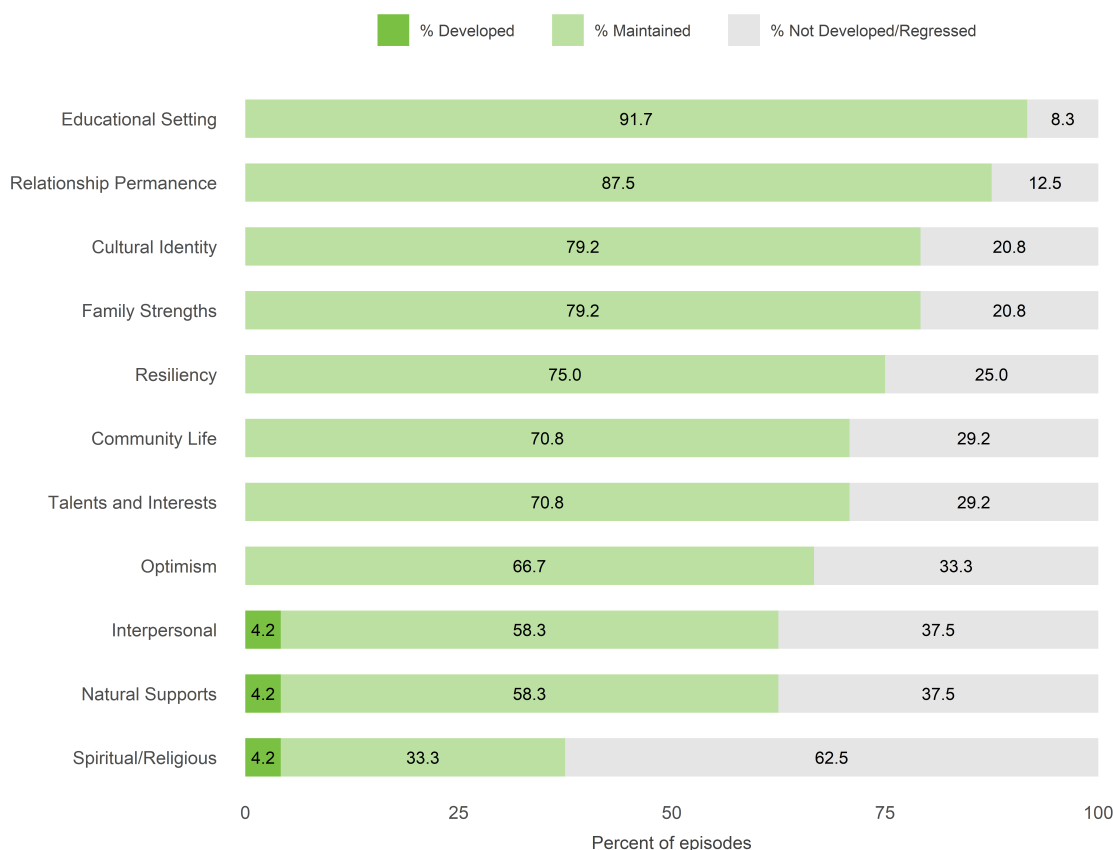
#### MAINTAINED

Strength item that was rated as 0 or 1 at Time 1 and the child/youth maintained it as 0 or 1 at Time 2

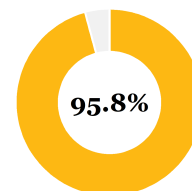
#### NOT DEVELOPED/REGRESSED

Strength item that was rated as 2 or 3 at Time 1 and Time 2, or was rated as 0 or 1 at Time 1 and 2 or 3 at Time 2

#### CANS pairs for 6 thru 20: 24



Percent of episodes for which at least two useful or centerpiece strengths were maintained and/or developed



\*The two most recent CANS are included for each child/youth episode, with the most recent CANS occurring during the reporting period. Only CANS with a minimum of 8 months of treatment between assessments are included. In the bar charts, items with no data shown do not have a CANS pair.



# RAMS Wellness (38946)

## FY21-22 Q4 Performance Objective CYF-2 Strengths Outcomes Item-Level Report

7/1/2021 - 6/30/2022

The charts below display the Strengths items from the CANS. The stacked bars represent the total number of episodes for which at least two useful or centerpiece strengths were developed or maintained.\*

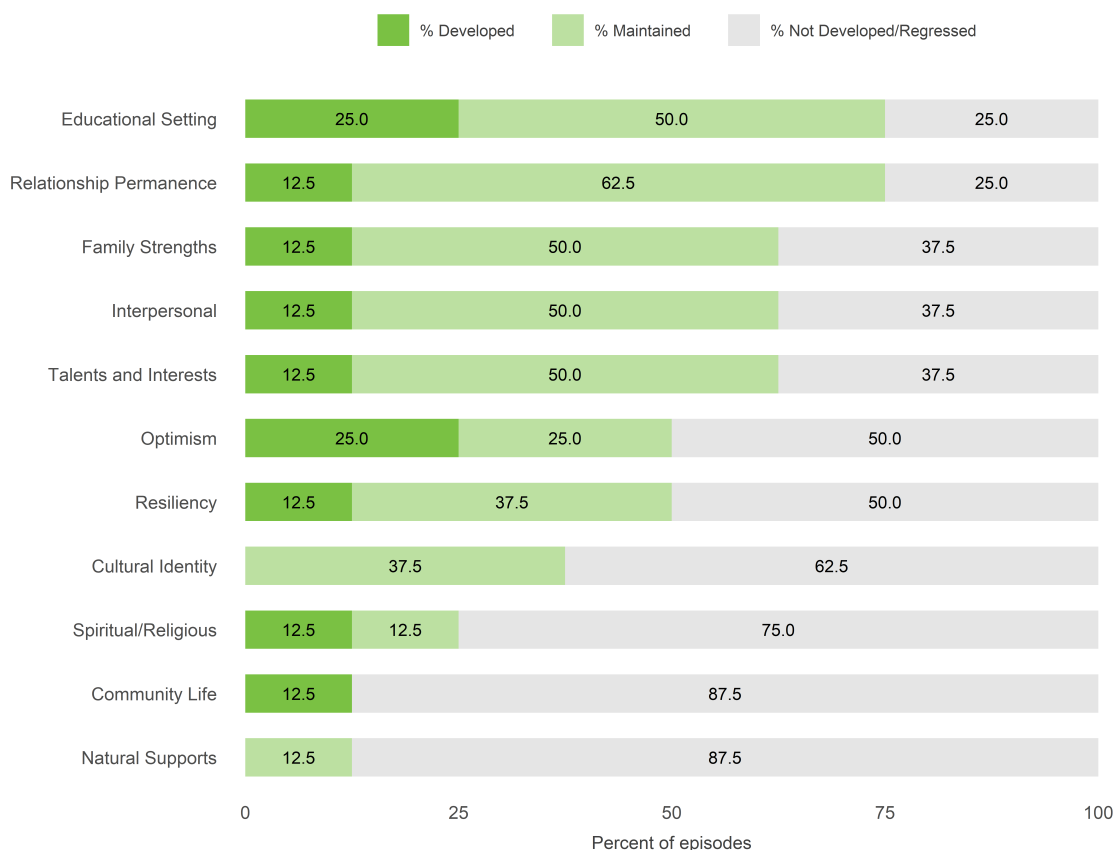
Mean number of months between CANS: 11.3 • Median number of months between CANS: 11.9

Number of children/youth: 8 • Number of CANS pairs in this report: 8

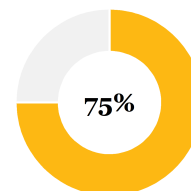
Number of CANS pairs with strengths developed: 2 • Number of CANS pairs with strengths maintained: 5

<b>DEVELOPED</b> Strength item that was rated as 2 or 3 at Time 1 and the child/youth was helped to develop it into a 0 or 1 at Time 2	<b>MAINTAINED</b> Strength item that was rated as 0 or 1 at Time 1 and the child/youth maintained it as 0 or 1 at Time 2	<b>NOT DEVELOPED/REGRESSED</b> Strength item that was rated as 2 or 3 at Time 1 and Time 2, or was rated as 0 or 1 at Time 1 and 2 or 3 at Time 2
---	---	--

### CANS pairs for 6 thru 20: 8



Percent of episodes for which at least two useful or centerpiece strengths were maintained and/or developed



\*The two most recent CANS are included for each child/youth episode, with the most recent CANS occurring during the reporting period. Only CANS with a minimum of 8 months of treatment between assessments are included. In the bar charts, items with no data shown do not have a CANS pair.

# Safe And Sound (38HR0P)

## FY21-22 Q4 Performance Objective CYF-2 Strengths Outcomes Item-Level Report

7/1/2021 - 6/30/2022

The charts below display the Strengths items from the CANS. The stacked bars represent the total number of episodes for which at least two useful or centerpiece strengths were developed or maintained.\*

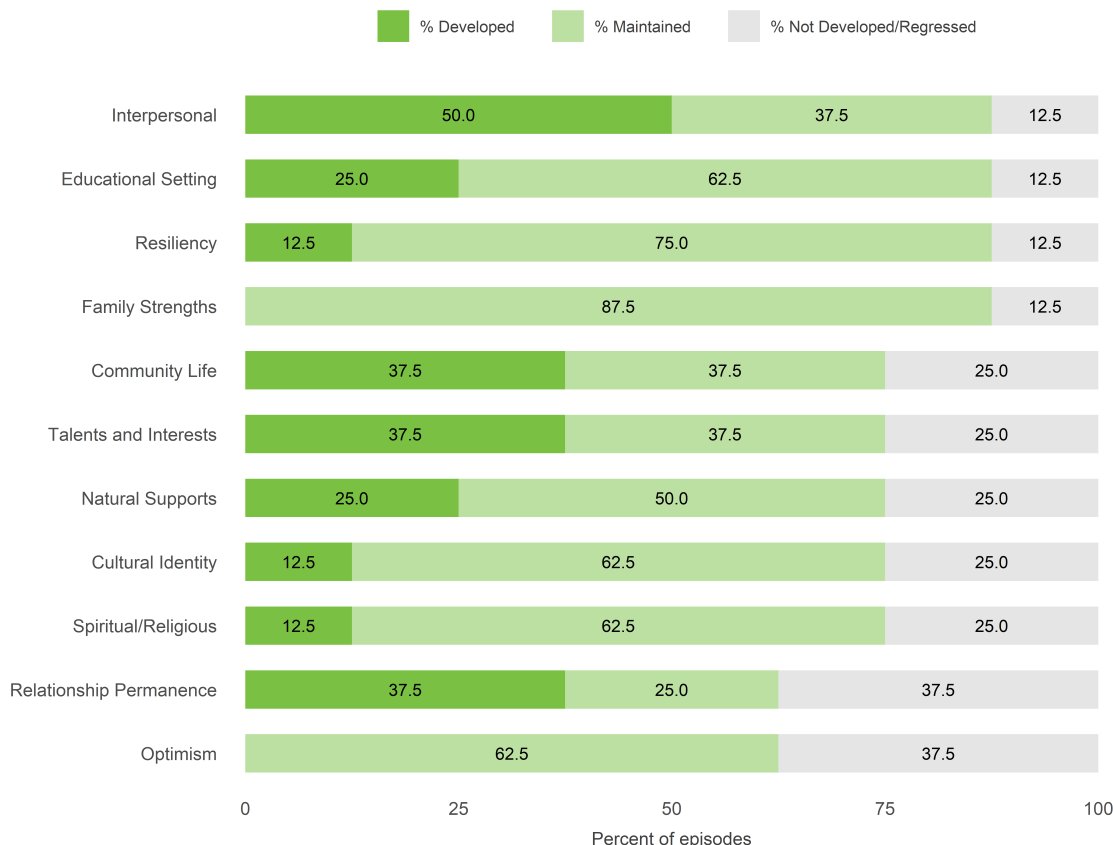
Mean number of months between CANS: 10.9 • Median number of months between CANS: 11.3

Number of children/youth: 9 • Number of CANS pairs in this report: 9

Number of CANS pairs with strengths developed: 5 • Number of CANS pairs with strengths maintained: 9

<p><b>DEVELOPED</b> Strength item that was rated as 2 or 3 at Time 1 and the child/youth was helped to develop it into a 0 or 1 at Time 2</p>	<p><b>MAINTAINED</b> Strength item that was rated as 0 or 1 at Time 1 and the child/youth maintained it as 0 or 1 at Time 2</p>	<p><b>NOT DEVELOPED/REGRESSED</b> Strength item that was rated as 2 or 3 at Time 1 and Time 2, or was rated as 0 or 1 at Time 1 and 2 or 3 at Time 2</p>
---	---	--

### CANS pairs for 6 thru 20: 8



\*The two most recent CANS are included for each child/youth episode, with the most recent CANS occurring during the reporting period. Only CANS with a minimum of 8 months of treatment between assessments are included. In the bar charts, items with no data shown do not have a CANS pair.

## Safe And Sound (38HROP)

### FY21-22 Q4 Performance Objective CYF-2 Strengths Outcomes Item-Level Report

7/1/2021 - 6/30/2022

#### DEVELOPED

Strength item that was rated as 2 or 3 at Time 1 and the child/youth was helped to develop it into a 0 or 1 at Time 2

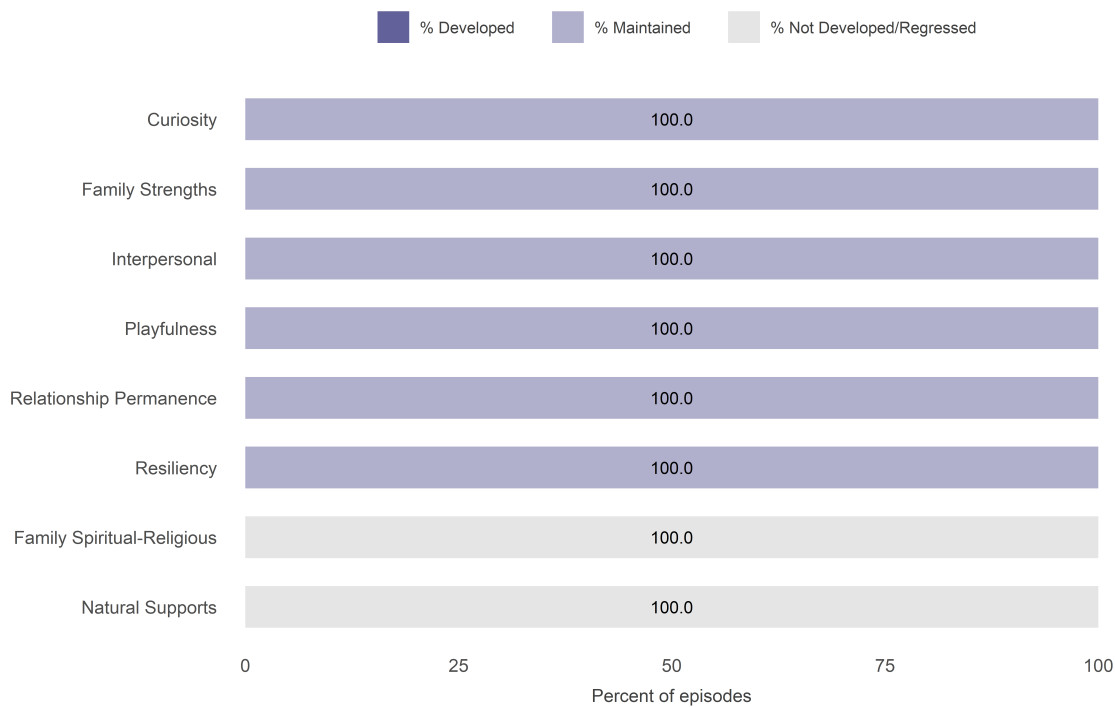
#### MAINTAINED

Strength item that was rated as 0 or 1 at Time 1 and the child/youth maintained it as 0 or 1 at Time 2

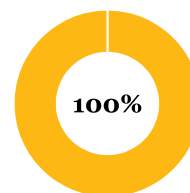
#### NOT DEVELOPED/REGRESSED

Strength item that was rated as 2 or 3 at Time 1 and Time 2, or was rated as 0 or 1 at Time 1 and 2 or 3 at Time 2

#### CANS pairs for 0 thru 5: 1



Percent of episodes for which at least two useful or centerpiece strengths were maintained and/or developed



# SE Child + Family Cntr 2 (38BB3)

## FY21-22 Q4 Performance Objective CYF-2 Strengths Outcomes Item-Level Report

7/1/2021 - 6/30/2022

The charts below display the Strengths items from the CANS. The stacked bars represent the total number of episodes for which at least two useful or centerpiece strengths were developed or maintained.\*

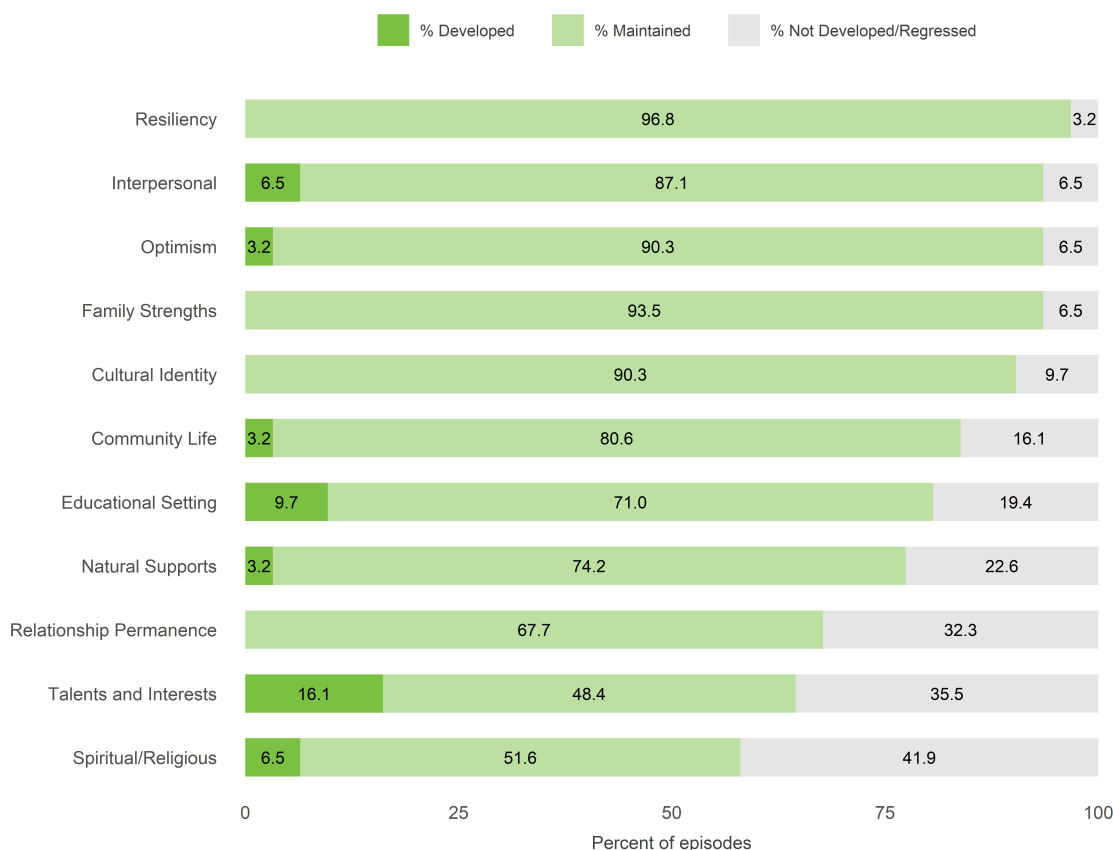
Mean number of months between CANS: 13.6 • Median number of months between CANS: 12.6

Number of children/youth: 31 • Number of CANS pairs in this report: 31

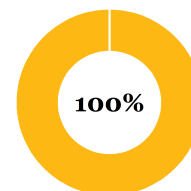
Number of CANS pairs with strengths developed: 5 • Number of CANS pairs with strengths maintained: 31

<p><b>DEVELOPED</b> Strength item that was rated as 2 or 3 at Time 1 and the child/youth was helped to develop it into a 0 or 1 at Time 2</p>	<p><b>MAINTAINED</b> Strength item that was rated as 0 or 1 at Time 1 and the child/youth maintained it as 0 or 1 at Time 2</p>	<p><b>NOT DEVELOPED/REGRESSED</b> Strength item that was rated as 2 or 3 at Time 1 and Time 2, or was rated as 0 or 1 at Time 1 and 2 or 3 at Time 2</p>
---	---	--

### CANS pairs for 6 thru 20: 31



Percent of episodes for which at least two useful or centerpiece strengths were maintained and/or developed



\*The two most recent CANS are included for each child/youth episode, with the most recent CANS occurring during the reporting period. Only CANS with a minimum of 8 months of treatment between assessments are included. In the bar charts, items with no data shown do not have a CANS pair.

# SE Child + Family Therapy Ct (38456)

## FY21-22 Q4 Performance Objective CYF-2 Strengths Outcomes Item-Level Report

7/1/2021 - 6/30/2022

The charts below display the Strengths items from the CANS. The stacked bars represent the total number of episodes for which at least two useful or centerpiece strengths were developed or maintained.\*

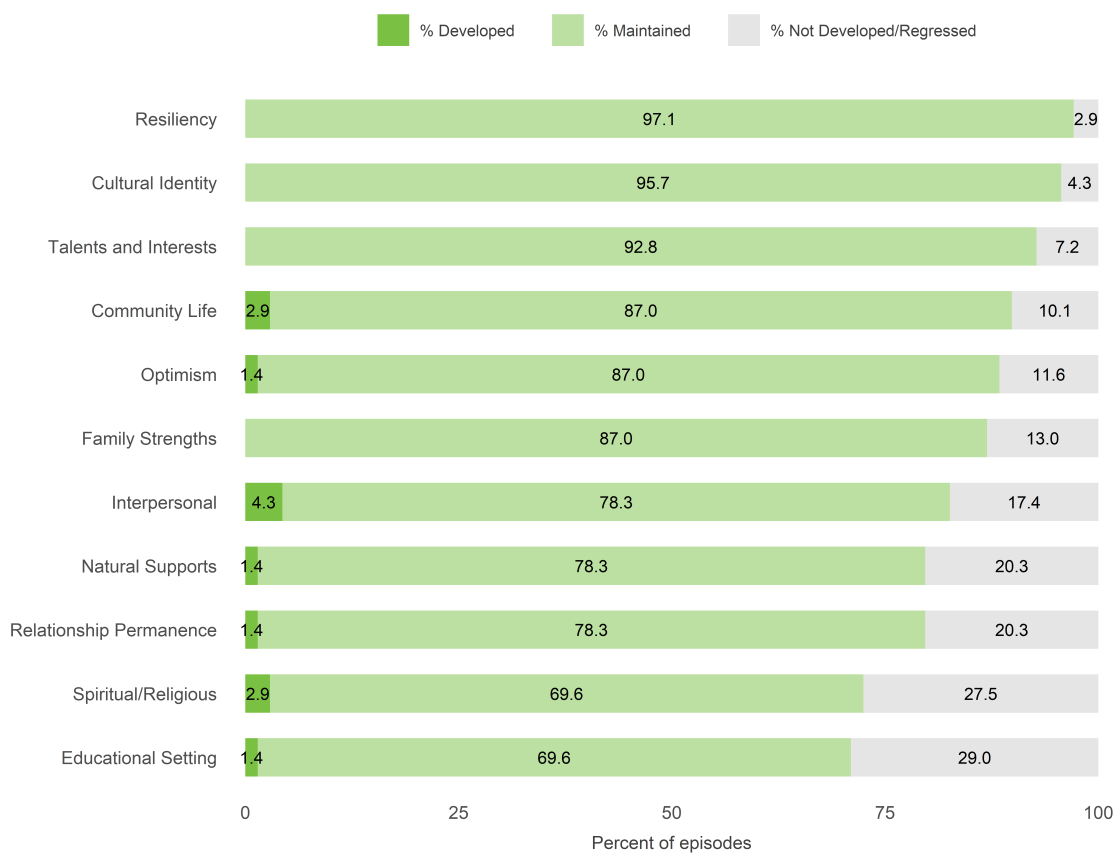
Mean number of months between CANS: 14.1 • Median number of months between CANS: 12.6

Number of children/youth: 69 • Number of CANS pairs in this report: 69

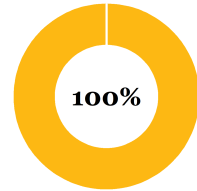
Number of CANS pairs with strengths developed: 2 • Number of CANS pairs with strengths maintained: 69

<b>DEVELOPED</b> Strength item that was rated as 2 or 3 at Time 1 and the child/youth was helped to develop it into a 0 or 1 at Time 2	<b>MAINTAINED</b> Strength item that was rated as 0 or 1 at Time 1 and the child/youth maintained it as 0 or 1 at Time 2	<b>NOT DEVELOPED/REGRESSED</b> Strength item that was rated as 2 or 3 at Time 1 and Time 2, or was rated as 0 or 1 at Time 1 and 2 or 3 at Time 2
---	---	--

### CANS pairs for 6 thru 20: 69



Percent of episodes for which at least two useful or centerpiece strengths were maintained and/or developed



\*The two most recent CANS are included for each child/youth episode, with the most recent CANS occurring during the reporting period. Only CANS with a minimum of 8 months of treatment between assessments are included. In the bar charts, items with no data shown do not have a CANS pair.

# Seneca Center WRAP (38CQ4)

## FY21-22 Q4 Performance Objective CYF-2 Strengths Outcomes Item-Level Report

7/1/2021 - 6/30/2022

The charts below display the Strengths items from the CANS. The stacked bars represent the total number of episodes for which at least two useful or centerpiece strengths were developed or maintained.\*

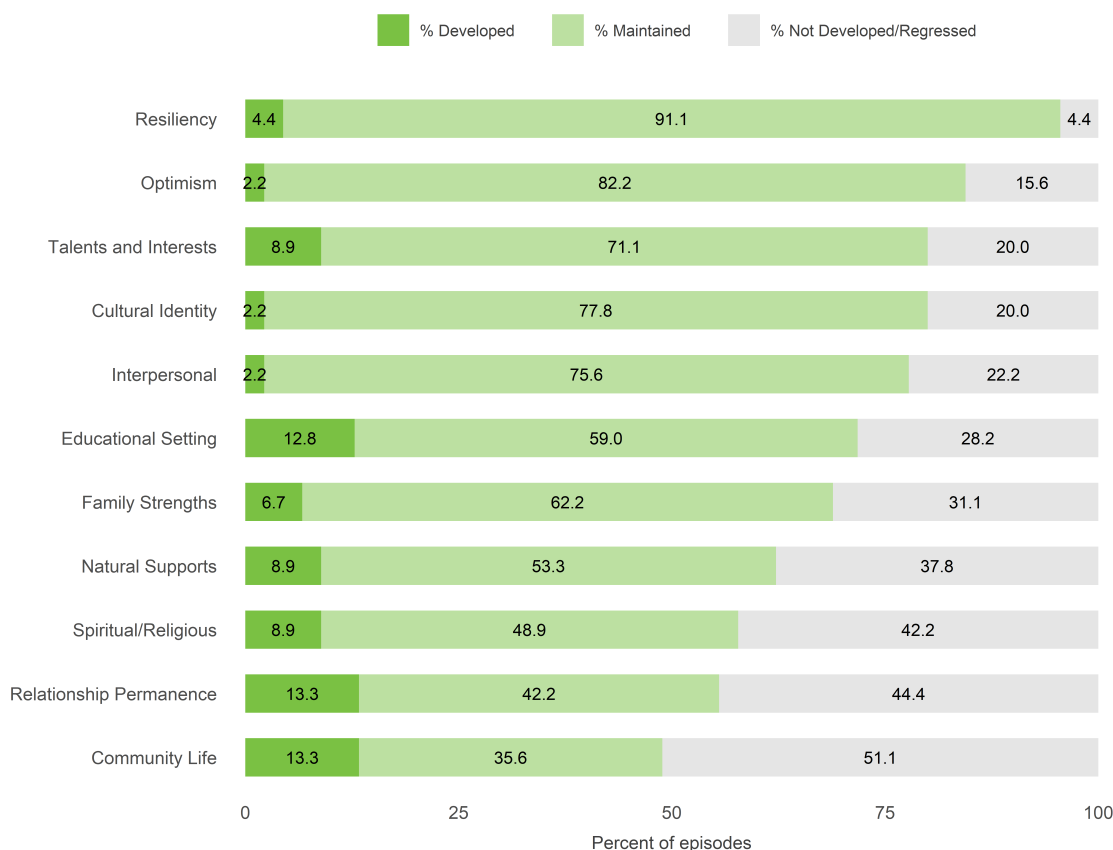
Mean number of months between CANS: 12.3 • Median number of months between CANS: 12.0

Number of children/youth: 45 • Number of CANS pairs in this report: 45

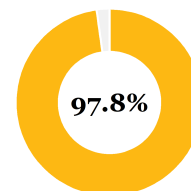
Number of CANS pairs with strengths developed: 10 • Number of CANS pairs with strengths maintained: 43

<b>DEVELOPED</b> Strength item that was rated as 2 or 3 at Time 1 and the child/youth was helped to develop it into a 0 or 1 at Time 2	<b>MAINTAINED</b> Strength item that was rated as 0 or 1 at Time 1 and the child/youth maintained it as 0 or 1 at Time 2	<b>NOT DEVELOPED/REGRESSED</b> Strength item that was rated as 2 or 3 at Time 1 and Time 2, or was rated as 0 or 1 at Time 1 and 2 or 3 at Time 2
---	---	--

### CANS pairs for 6 thru 20: 45



Percent of episodes for which at least two useful or centerpiece strengths were maintained and/or developed



\*The two most recent CANS are included for each child/youth episode, with the most recent CANS occurring during the reporting period. Only CANS with a minimum of 8 months of treatment between assessments are included. In the bar charts, items with no data shown do not have a CANS pair.

# Seneca Compass Petaluma (38K7CO)

## FY21-22 Q4 Performance Objective CYF-2 Strengths Outcomes Item-Level Report

7/1/2021 - 6/30/2022

The charts below display the Strengths items from the CANS. The stacked bars represent the total number of episodes for which at least two useful or centerpiece strengths were developed or maintained.\*

Mean number of months between CANS: 11.7 • Median number of months between CANS: 11.7

Number of children/youth: 1 • Number of CANS pairs in this report: 1

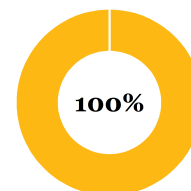
Number of CANS pairs with strengths developed: 0 • Number of CANS pairs with strengths maintained: 1

<b>DEVELOPED</b> Strength item that was rated as 2 or 3 at Time 1 and the child/youth was helped to develop it into a 0 or 1 at Time 2	<b>MAINTAINED</b> Strength item that was rated as 0 or 1 at Time 1 and the child/youth maintained it as 0 or 1 at Time 2	<b>NOT DEVELOPED/REGRESSED</b> Strength item that was rated as 2 or 3 at Time 1 and Time 2, or was rated as 0 or 1 at Time 1 and 2 or 3 at Time 2
---	---	--

### CANS pairs for 6 thru 20: 1



Percent of episodes for which at least two useful or centerpiece strengths were maintained and/or developed



\*The two most recent CANS are included for each child/youth episode, with the most recent CANS occurring during the reporting period. Only CANS with a minimum of 8 months of treatment between assessments are included. In the bar charts, items with no data shown do not have a CANS pair.

# Seneca Connections Outpatient (38CQ3)

## FY21-22 Q4 Performance Objective CYF-2 Strengths Outcomes Item-Level Report

7/1/2021 - 6/30/2022

The charts below display the Strengths items from the CANS. The stacked bars represent the total number of episodes for which at least two useful or centerpiece strengths were developed or maintained.\*

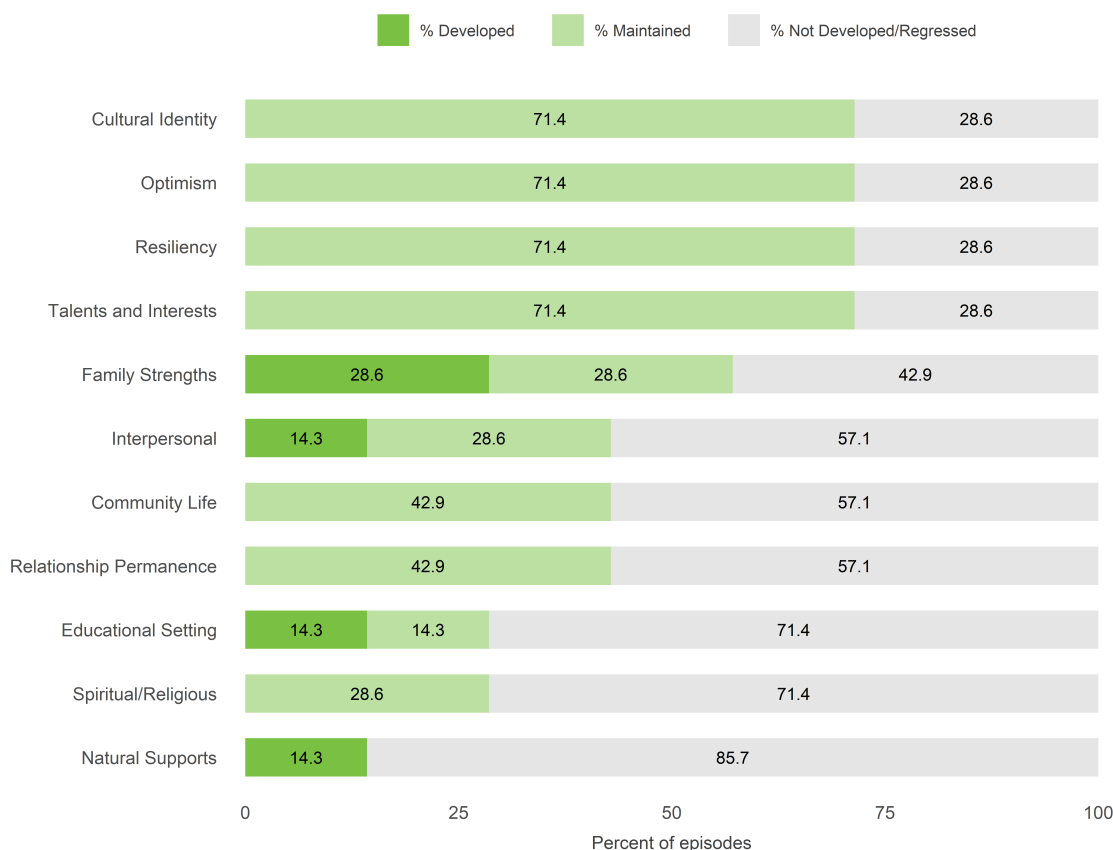
Mean number of months between CANS: 12.3 • Median number of months between CANS: 12.2

Number of children/youth: 7 • Number of CANS pairs in this report: 7

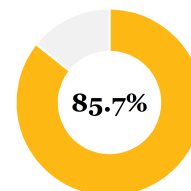
Number of CANS pairs with strengths developed: 1 • Number of CANS pairs with strengths maintained: 6

<b>DEVELOPED</b> Strength item that was rated as 2 or 3 at Time 1 and the child/youth was helped to develop it into a 0 or 1 at Time 2	<b>MAINTAINED</b> Strength item that was rated as 0 or 1 at Time 1 and the child/youth maintained it as 0 or 1 at Time 2	<b>NOT DEVELOPED/REGRESSED</b> Strength item that was rated as 2 or 3 at Time 1 and Time 2, or was rated as 0 or 1 at Time 1 and 2 or 3 at Time 2
---	---	--

### CANS pairs for 6 thru 20: 7



Percent of episodes for which at least two useful or centerpiece strengths were maintained and/or developed



\*The two most recent CANS are included for each child/youth episode, with the most recent CANS occurring during the reporting period. Only CANS with a minimum of 8 months of treatment between assessments are included. In the bar charts, items with no data shown do not have a CANS pair.



# Seneca DBT (38KTDT)

## FY21-22 Q4 Performance Objective CYF-2 Strengths Outcomes Item-Level Report

7/1/2021 - 6/30/2022

The charts below display the Strengths items from the CANS. The stacked bars represent the total number of episodes for which at least two useful or centerpiece strengths were developed or maintained.\*

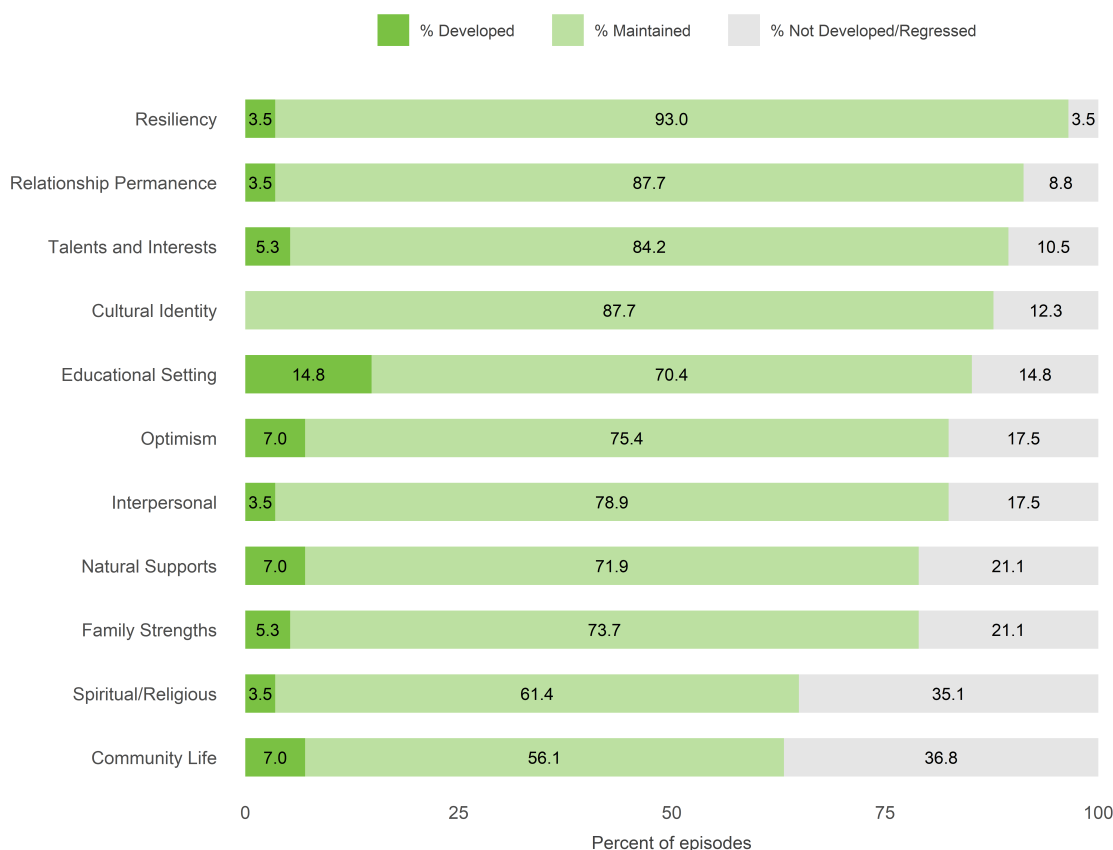
Mean number of months between CANS: 12.6 • Median number of months between CANS: 12.0

Number of children/youth: 57 • Number of CANS pairs in this report: 57

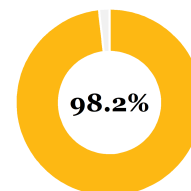
Number of CANS pairs with strengths developed: 8 • Number of CANS pairs with strengths maintained: 56

<b>DEVELOPED</b> Strength item that was rated as 2 or 3 at Time 1 and the child/youth was helped to develop it into a 0 or 1 at Time 2	<b>MAINTAINED</b> Strength item that was rated as 0 or 1 at Time 1 and the child/youth maintained it as 0 or 1 at Time 2	<b>NOT DEVELOPED/REGRESSED</b> Strength item that was rated as 2 or 3 at Time 1 and Time 2, or was rated as 0 or 1 at Time 1 and 2 or 3 at Time 2
---	---	--

### CANS pairs for 6 thru 20: 57



Percent of episodes for which at least two useful or centerpiece strengths were maintained and/or developed



\*The two most recent CANS are included for each child/youth episode, with the most recent CANS occurring during the reporting period. Only CANS with a minimum of 8 months of treatment between assessments are included. In the bar charts, items with no data shown do not have a CANS pair.

# Seneca ITFC (38CQ6)

## FY21-22 Q4 Performance Objective CYF-2 Strengths Outcomes Item-Level Report

7/1/2021 - 6/30/2022

The charts below display the Strengths items from the CANS. The stacked bars represent the total number of episodes for which at least two useful or centerpiece strengths were developed or maintained.\*

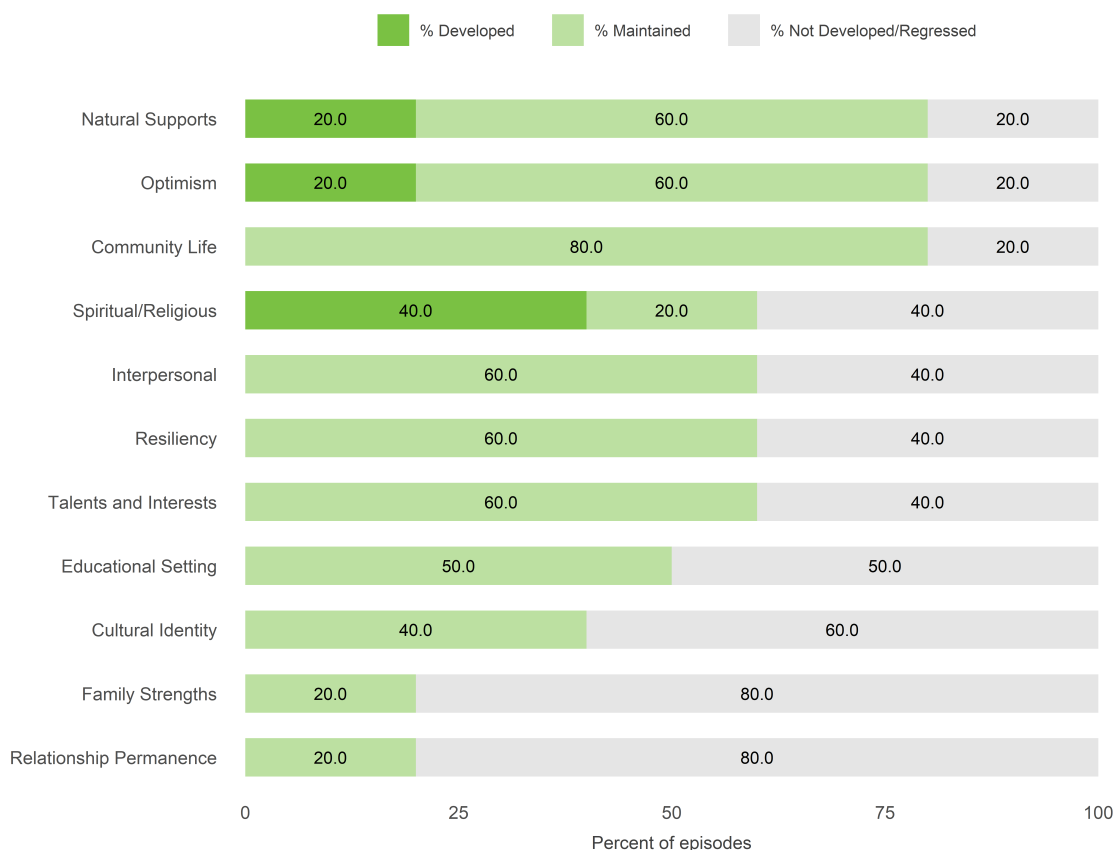
Mean number of months between CANS: 13.7 • Median number of months between CANS: 12.9

Number of children/youth: 5 • Number of CANS pairs in this report: 5

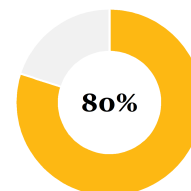
Number of CANS pairs with strengths developed: 1 • Number of CANS pairs with strengths maintained: 4

<b>DEVELOPED</b> Strength item that was rated as 2 or 3 at Time 1 and the child/youth was helped to develop it into a 0 or 1 at Time 2	<b>MAINTAINED</b> Strength item that was rated as 0 or 1 at Time 1 and the child/youth maintained it as 0 or 1 at Time 2	<b>NOT DEVELOPED/REGRESSED</b> Strength item that was rated as 2 or 3 at Time 1 and Time 2, or was rated as 0 or 1 at Time 1 and 2 or 3 at Time 2
---	---	--

### CANS pairs for 6 thru 20: 5



Percent of episodes for which at least two useful or centerpiece strengths were maintained and/or developed



\*The two most recent CANS are included for each child/youth episode, with the most recent CANS occurring during the reporting period. Only CANS with a minimum of 8 months of treatment between assessments are included. In the bar charts, items with no data shown do not have a CANS pair.

# Seneca YTS (38CQMST)

## FY21-22 Q4 Performance Objective CYF-2 Strengths Outcomes Item-Level Report

7/1/2021 - 6/30/2022

The charts below display the Strengths items from the CANS. The stacked bars represent the total number of episodes for which at least two useful or centerpiece strengths were developed or maintained.\*

Mean number of months between CANS: 10.4 • Median number of months between CANS: 10.4

Number of children/youth: 1 • Number of CANS pairs in this report: 1

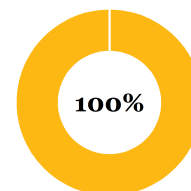
Number of CANS pairs with strengths developed: 0 • Number of CANS pairs with strengths maintained: 1

<p><b>DEVELOPED</b> Strength item that was rated as 2 or 3 at Time 1 and the child/youth was helped to develop it into a 0 or 1 at Time 2</p>	<p><b>MAINTAINED</b> Strength item that was rated as 0 or 1 at Time 1 and the child/youth maintained it as 0 or 1 at Time 2</p>	<p><b>NOT DEVELOPED/REGRESSED</b> Strength item that was rated as 2 or 3 at Time 1 and Time 2, or was rated as 0 or 1 at Time 1 and 2 or 3 at Time 2</p>
---	---	--

### CANS pairs for 6 thru 20: 1



Percent of episodes for which at least two useful or centerpiece strengths were maintained and/or developed



\*The two most recent CANS are included for each child/youth episode, with the most recent CANS occurring during the reporting period. Only CANS with a minimum of 8 months of treatment between assessments are included. In the bar charts, items with no data shown do not have a CANS pair.

# SF Boys and Girls Shelter MH OP (38GC3)

## FY21-22 Q4 Performance Objective CYF-2 Strengths Outcomes Item-Level Report

7/1/2021 - 6/30/2022

The charts below display the Strengths items from the CANS. The stacked bars represent the total number of episodes for which at least two useful or centerpiece strengths were developed or maintained.\*

Mean number of months between CANS: 8.3 • Median number of months between CANS: 8.3

Number of children/youth: 2 • Number of CANS pairs in this report: 2

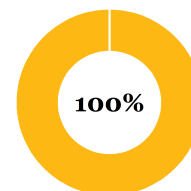
Number of CANS pairs with strengths developed: 0 • Number of CANS pairs with strengths maintained: 2

<b>DEVELOPED</b> Strength item that was rated as 2 or 3 at Time 1 and the child/youth was helped to develop it into a 0 or 1 at Time 2	<b>MAINTAINED</b> Strength item that was rated as 0 or 1 at Time 1 and the child/youth maintained it as 0 or 1 at Time 2	<b>NOT DEVELOPED/REGRESSED</b> Strength item that was rated as 2 or 3 at Time 1 and Time 2, or was rated as 0 or 1 at Time 1 and 2 or 3 at Time 2
---	---	--

### CANS pairs for 6 thru 20: 2



Percent of episodes for which at least two useful or centerpiece strengths were maintained and/or developed



\*The two most recent CANS are included for each child/youth episode, with the most recent CANS occurring during the reporting period. Only CANS with a minimum of 8 months of treatment between assessments are included. In the bar charts, items with no data shown do not have a CANS pair.

# St Vincent Mental Health Service (38DD3)

## FY21-22 Q4 Performance Objective CYF-2 Strengths Outcomes Item-Level Report

7/1/2021 - 6/30/2022

The charts below display the Strengths items from the CANS. The stacked bars represent the total number of episodes for which at least two useful or centerpiece strengths were developed or maintained.\*

Mean number of months between CANS: 10.5 • Median number of months between CANS: 11.0

Number of children/youth: 3 • Number of CANS pairs in this report: 3

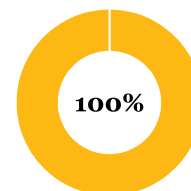
Number of CANS pairs with strengths developed: 1 • Number of CANS pairs with strengths maintained: 3

<b>DEVELOPED</b> Strength item that was rated as 2 or 3 at Time 1 and the child/youth was helped to develop it into a 0 or 1 at Time 2	<b>MAINTAINED</b> Strength item that was rated as 0 or 1 at Time 1 and the child/youth maintained it as 0 or 1 at Time 2	<b>NOT DEVELOPED/REGRESSED</b> Strength item that was rated as 2 or 3 at Time 1 and Time 2, or was rated as 0 or 1 at Time 1 and 2 or 3 at Time 2
---	---	--

### CANS pairs for 6 thru 20: 3



Percent of episodes for which at least two useful or centerpiece strengths were maintained and/or developed



\*The two most recent CANS are included for each child/youth episode, with the most recent CANS occurring during the reporting period. Only CANS with a minimum of 8 months of treatment between assessments are included. In the bar charts, items with no data shown do not have a CANS pair.

# Sunset Mental-Children OP (38826)

## FY21-22 Q4 Performance Objective CYF-2 Strengths Outcomes Item-Level Report

7/1/2021 - 6/30/2022

The charts below display the Strengths items from the CANS. The stacked bars represent the total number of episodes for which at least two useful or centerpiece strengths were developed or maintained.\*

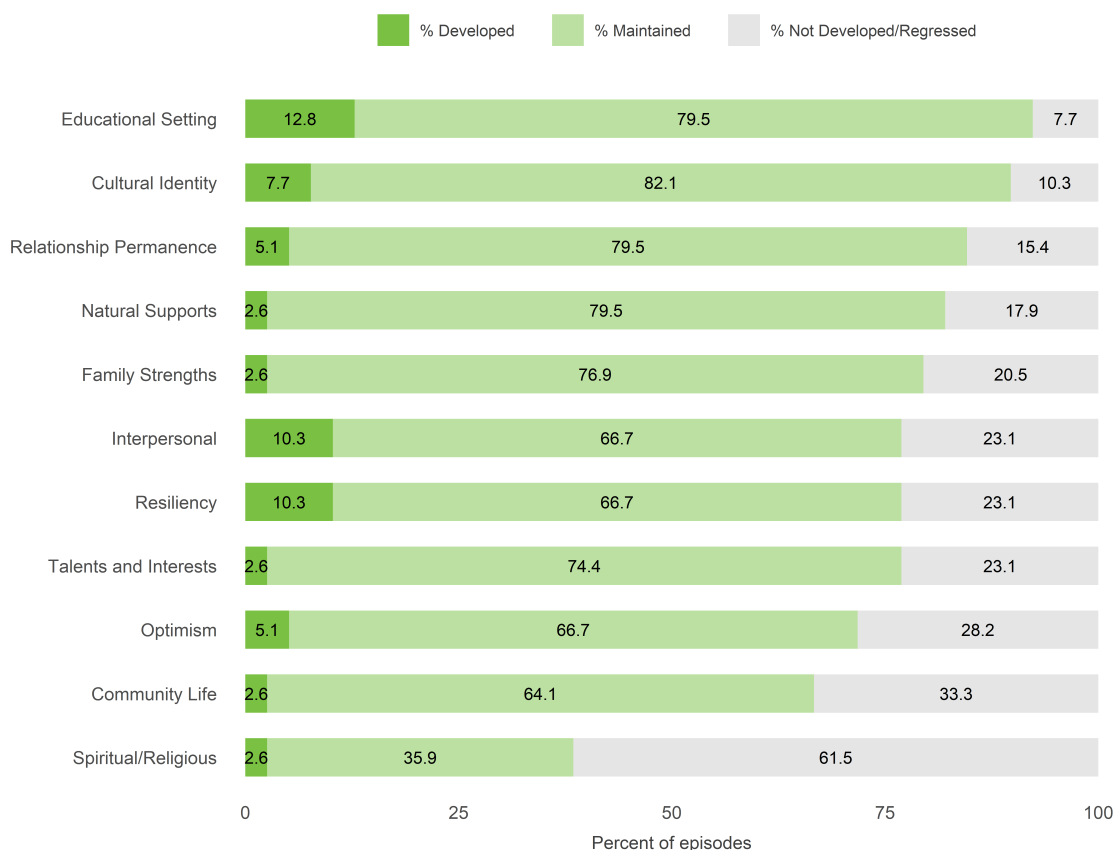
Mean number of months between CANS: 12.8 • Median number of months between CANS: 12.1

Number of children/youth: 39 • Number of CANS pairs in this report: 39

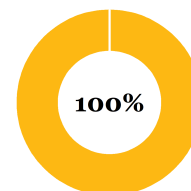
Number of CANS pairs with strengths developed: 4 • Number of CANS pairs with strengths maintained: 38

<b>DEVELOPED</b> Strength item that was rated as 2 or 3 at Time 1 and the child/youth was helped to develop it into a 0 or 1 at Time 2	<b>MAINTAINED</b> Strength item that was rated as 0 or 1 at Time 1 and the child/youth maintained it as 0 or 1 at Time 2	<b>NOT DEVELOPED/REGRESSED</b> Strength item that was rated as 2 or 3 at Time 1 and Time 2, or was rated as 0 or 1 at Time 1 and 2 or 3 at Time 2
---	---	--

### CANS pairs for 6 thru 20: 39



Percent of episodes for which at least two useful or centerpiece strengths were maintained and/or developed



\*The two most recent CANS are included for each child/youth episode, with the most recent CANS occurring during the reporting period. Only CANS with a minimum of 8 months of treatment between assessments are included. In the bar charts, items with no data shown do not have a CANS pair.

## Therapeutic Coll Assesment Prg (38AU2)

### FY21-22 Q4 Performance Objective CYF-2 Strengths Outcomes Item-Level Report

7/1/2021 - 6/30/2022

The charts below display the Strengths items from the CANS. The stacked bars represent the total number of episodes for which at least two useful or centerpiece strengths were developed or maintained.\*

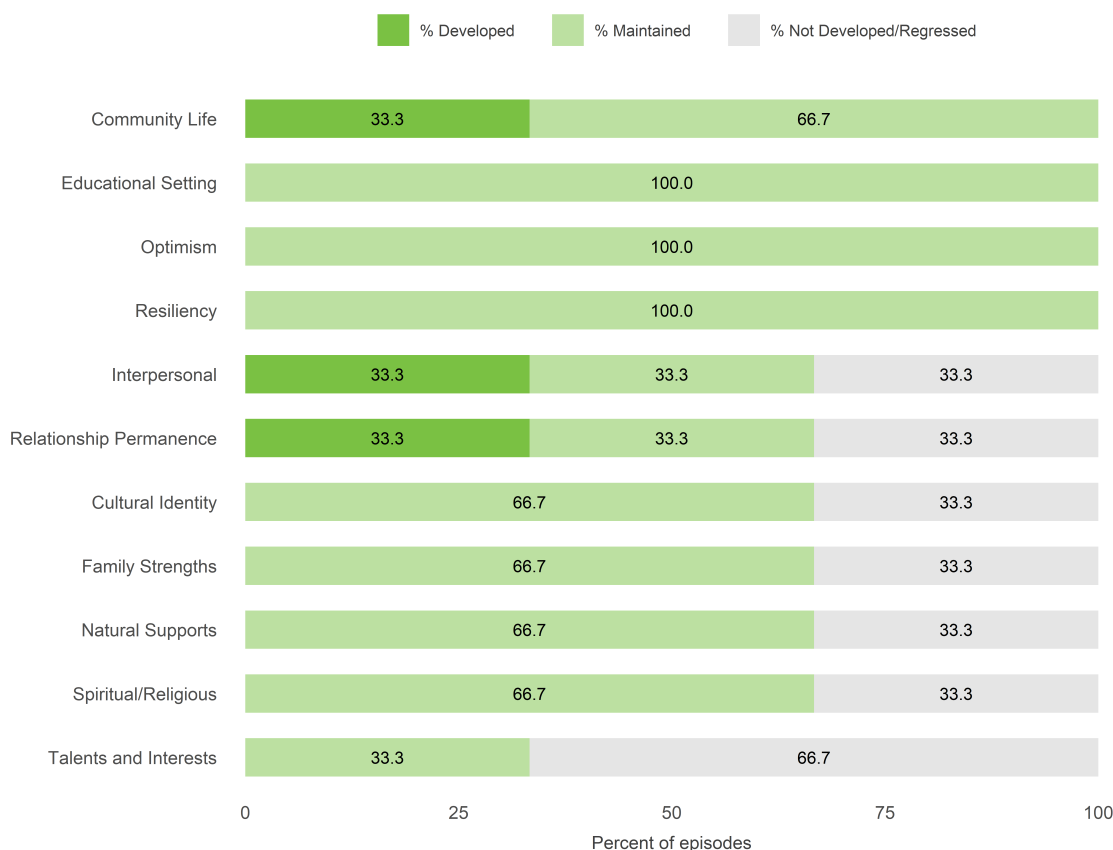
Mean number of months between CANS: 20.9 • Median number of months between CANS: 17.9

Number of children/youth: 3 • Number of CANS pairs in this report: 3

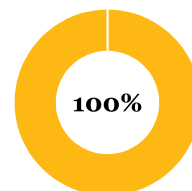
Number of CANS pairs with strengths developed: 1 • Number of CANS pairs with strengths maintained: 3

<b>DEVELOPED</b> Strength item that was rated as 2 or 3 at Time 1 and the child/youth was helped to develop it into a 0 or 1 at Time 2	<b>MAINTAINED</b> Strength item that was rated as 0 or 1 at Time 1 and the child/youth maintained it as 0 or 1 at Time 2	<b>NOT DEVELOPED/REGRESSED</b> Strength item that was rated as 2 or 3 at Time 1 and Time 2, or was rated as 0 or 1 at Time 1 and 2 or 3 at Time 2
---	---	--

#### CANS pairs for 6 thru 20: 3



Percent of episodes for which at least two useful or centerpiece strengths were maintained and/or developed



\*The two most recent CANS are included for each child/youth episode, with the most recent CANS occurring during the reporting period. Only CANS with a minimum of 8 months of treatment between assessments are included. In the bar charts, items with no data shown do not have a CANS pair.

# UCSF Child&Adol Psychiatry EPS (38C72)

## FY21-22 Q4 Performance Objective CYF-2 Strengths Outcomes Item-Level Report

7/1/2021 - 6/30/2022

The charts below display the Strengths items from the CANS. The stacked bars represent the total number of episodes for which at least two useful or centerpiece strengths were developed or maintained.\*

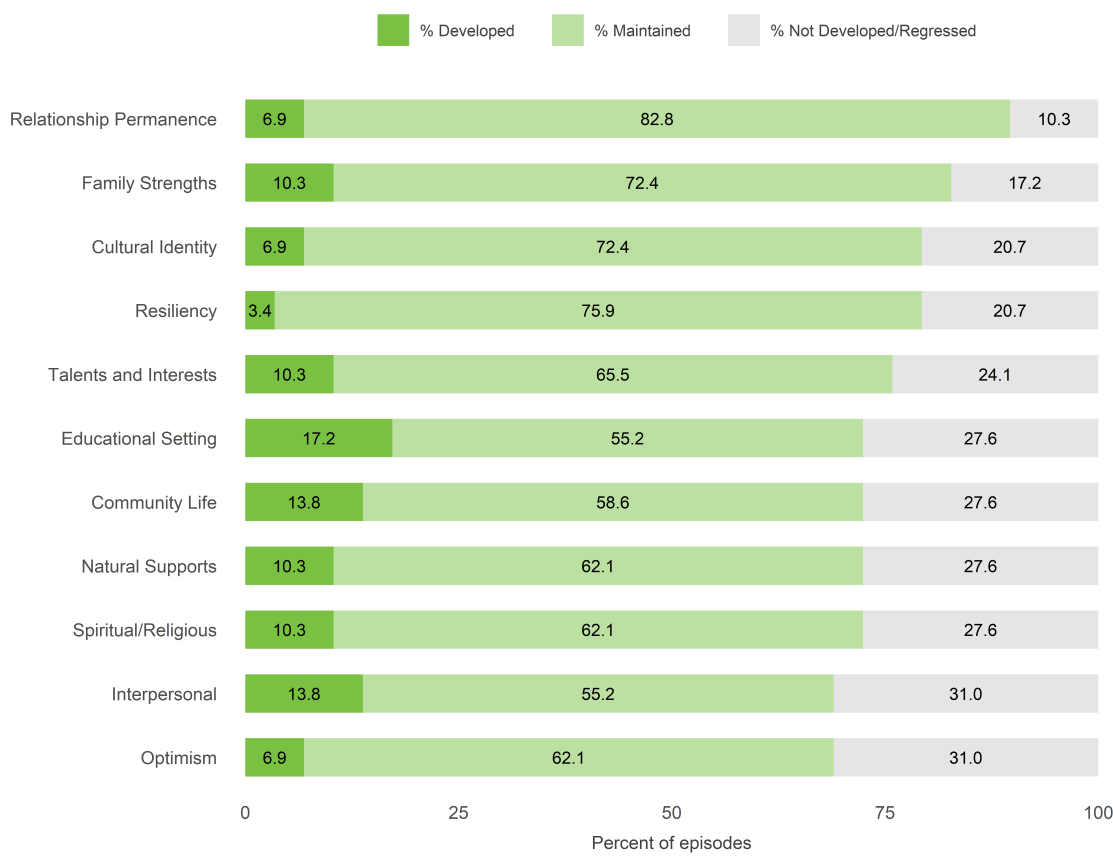
Mean number of months between CANS: 11.2 • Median number of months between CANS: 11.7

Number of children/youth: 29 • Number of CANS pairs in this report: 29

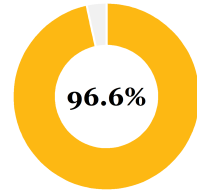
Number of CANS pairs with strengths developed: 8 • Number of CANS pairs with strengths maintained: 27

<b>DEVELOPED</b> Strength item that was rated as 2 or 3 at Time 1 and the child/youth was helped to develop it into a 0 or 1 at Time 2	<b>MAINTAINED</b> Strength item that was rated as 0 or 1 at Time 1 and the child/youth maintained it as 0 or 1 at Time 2	<b>NOT DEVELOPED/REGRESSED</b> Strength item that was rated as 2 or 3 at Time 1 and Time 2, or was rated as 0 or 1 at Time 1 and 2 or 3 at Time 2
---	---	--

### CANS pairs for 6 thru 20: 29



Percent of episodes for which at least two useful or centerpiece strengths were maintained and/or developed



\*The two most recent CANS are included for each child/youth episode, with the most recent CANS occurring during the reporting period. Only CANS with a minimum of 8 months of treatment between assessments are included. In the bar charts, items with no data shown do not have a CANS pair.



# Unity Care SF (3814OP)

## FY21-22 Q4 Performance Objective CYF-2 Strengths Outcomes Item-Level Report

7/1/2021 - 6/30/2022

The charts below display the Strengths items from the CANS. The stacked bars represent the total number of episodes for which at least two useful or centerpiece strengths were developed or maintained.\*

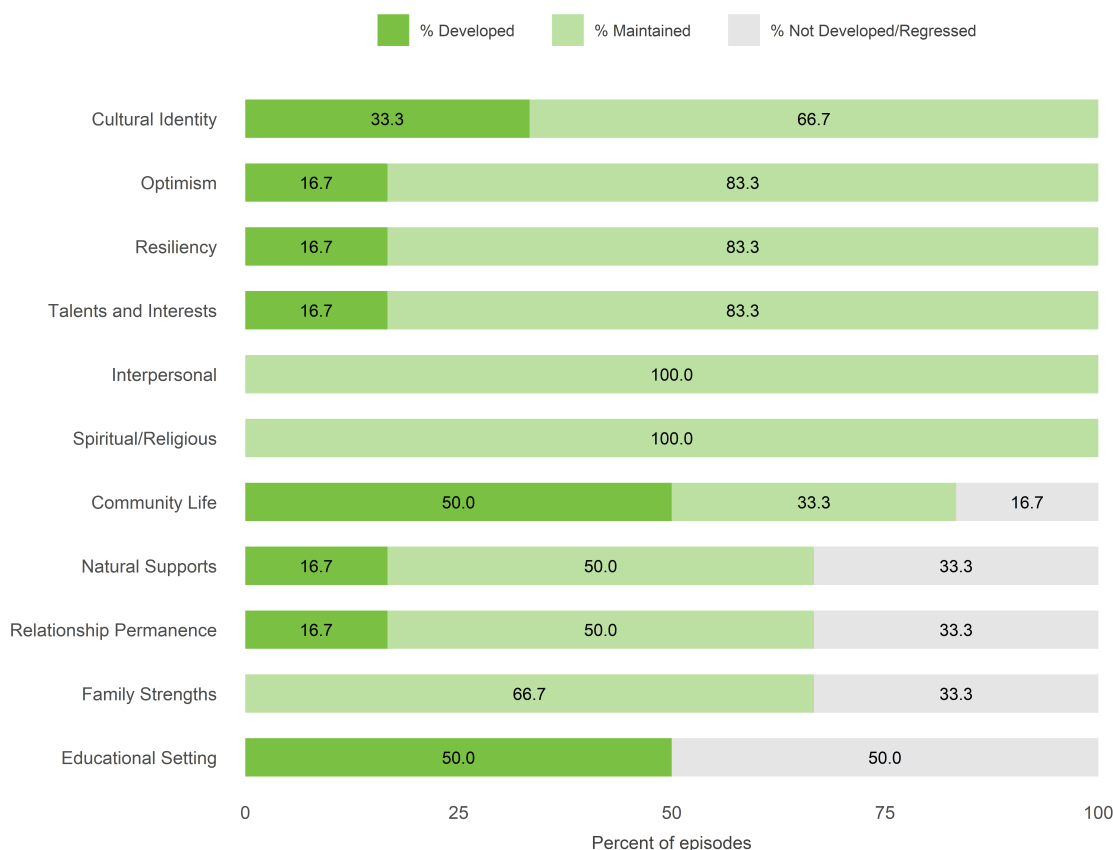
Mean number of months between CANS: 11.2 • Median number of months between CANS: 11.5

Number of children/youth: 6 • Number of CANS pairs in this report: 6

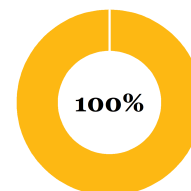
Number of CANS pairs with strengths developed: 4 • Number of CANS pairs with strengths maintained: 6

<b>DEVELOPED</b> Strength item that was rated as 2 or 3 at Time 1 and the child/youth was helped to develop it into a 0 or 1 at Time 2	<b>MAINTAINED</b> Strength item that was rated as 0 or 1 at Time 1 and the child/youth maintained it as 0 or 1 at Time 2	<b>NOT DEVELOPED/REGRESSED</b> Strength item that was rated as 2 or 3 at Time 1 and Time 2, or was rated as 0 or 1 at Time 1 and 2 or 3 at Time 2
---	---	--

### CANS pairs for 6 thru 20: 6



Percent of episodes for which at least two useful or centerpiece strengths were maintained and/or developed



\*The two most recent CANS are included for each child/youth episode, with the most recent CANS occurring during the reporting period. Only CANS with a minimum of 8 months of treatment between assessments are included. In the bar charts, items with no data shown do not have a CANS pair.

# Urban Services YMCA (38BV3)

## FY21-22 Q4 Performance Objective CYF-2 Strengths Outcomes Item-Level Report

7/1/2021 - 6/30/2022

The charts below display the Strengths items from the CANS. The stacked bars represent the total number of episodes for which at least two useful or centerpiece strengths were developed or maintained.\*

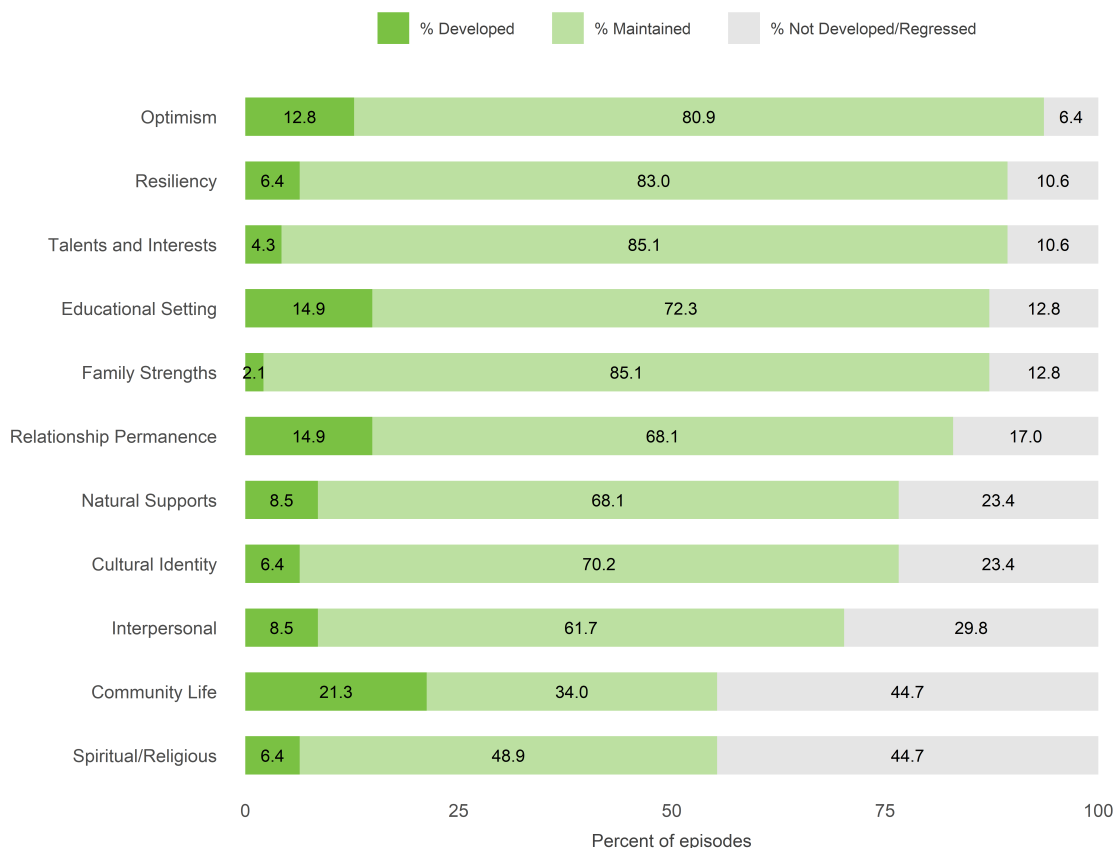
Mean number of months between CANS: 11.1 • Median number of months between CANS: 11.3

Number of children/youth: 47 • Number of CANS pairs in this report: 47

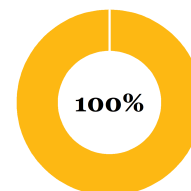
Number of CANS pairs with strengths developed: 14 • Number of CANS pairs with strengths maintained: 46

<b>DEVELOPED</b> Strength item that was rated as 2 or 3 at Time 1 and the child/youth was helped to develop it into a 0 or 1 at Time 2	<b>MAINTAINED</b> Strength item that was rated as 0 or 1 at Time 1 and the child/youth maintained it as 0 or 1 at Time 2	<b>NOT DEVELOPED/REGRESSED</b> Strength item that was rated as 2 or 3 at Time 1 and Time 2, or was rated as 0 or 1 at Time 1 and 2 or 3 at Time 2
---	---	--

### CANS pairs for 6 thru 20: 47



Percent of episodes for which at least two useful or centerpiece strengths were maintained and/or developed



\*The two most recent CANS are included for each child/youth episode, with the most recent CANS occurring during the reporting period. Only CANS with a minimum of 8 months of treatment between assessments are included. In the bar charts, items with no data shown do not have a CANS pair.

# YMCA Trauma & Recovery Svc (38BVC3)

## FY21-22 Q4 Performance Objective CYF-2 Strengths Outcomes Item-Level Report

7/1/2021 - 6/30/2022

The charts below display the Strengths items from the CANS. The stacked bars represent the total number of episodes for which at least two useful or centerpiece strengths were developed or maintained.\*

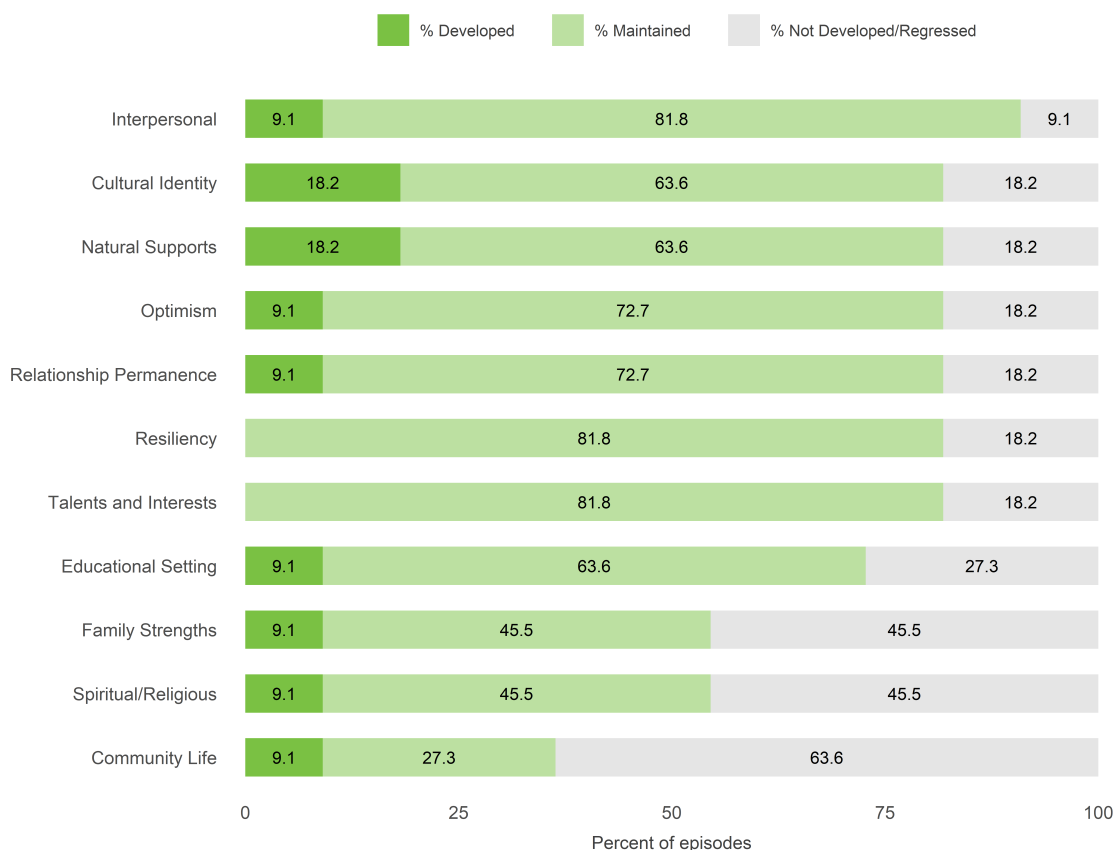
Mean number of months between CANS: 11.3 • Median number of months between CANS: 11.1

Number of children/youth: 11 • Number of CANS pairs in this report: 11

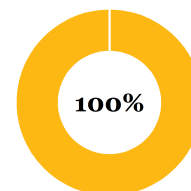
Number of CANS pairs with strengths developed: 4 • Number of CANS pairs with strengths maintained: 11

<b>DEVELOPED</b> Strength item that was rated as 2 or 3 at Time 1 and the child/youth was helped to develop it into a 0 or 1 at Time 2	<b>MAINTAINED</b> Strength item that was rated as 0 or 1 at Time 1 and the child/youth maintained it as 0 or 1 at Time 2	<b>NOT DEVELOPED/REGRESSED</b> Strength item that was rated as 2 or 3 at Time 1 and Time 2, or was rated as 0 or 1 at Time 1 and 2 or 3 at Time 2
---	---	--

### CANS pairs for 6 thru 20: 11



Percent of episodes for which at least two useful or centerpiece strengths were maintained and/or developed



\*The two most recent CANS are included for each child/youth episode, with the most recent CANS occurring during the reporting period. Only CANS with a minimum of 8 months of treatment between assessments are included. In the bar charts, items with no data shown do not have a CANS pair.

# YMCA Urban Svc IHBS-EPSDT (38BV4)

## FY21-22 Q4 Performance Objective CYF-2 Strengths Outcomes Item-Level Report

7/1/2021 - 6/30/2022

The charts below display the Strengths items from the CANS. The stacked bars represent the total number of episodes for which at least two useful or centerpiece strengths were developed or maintained.\*

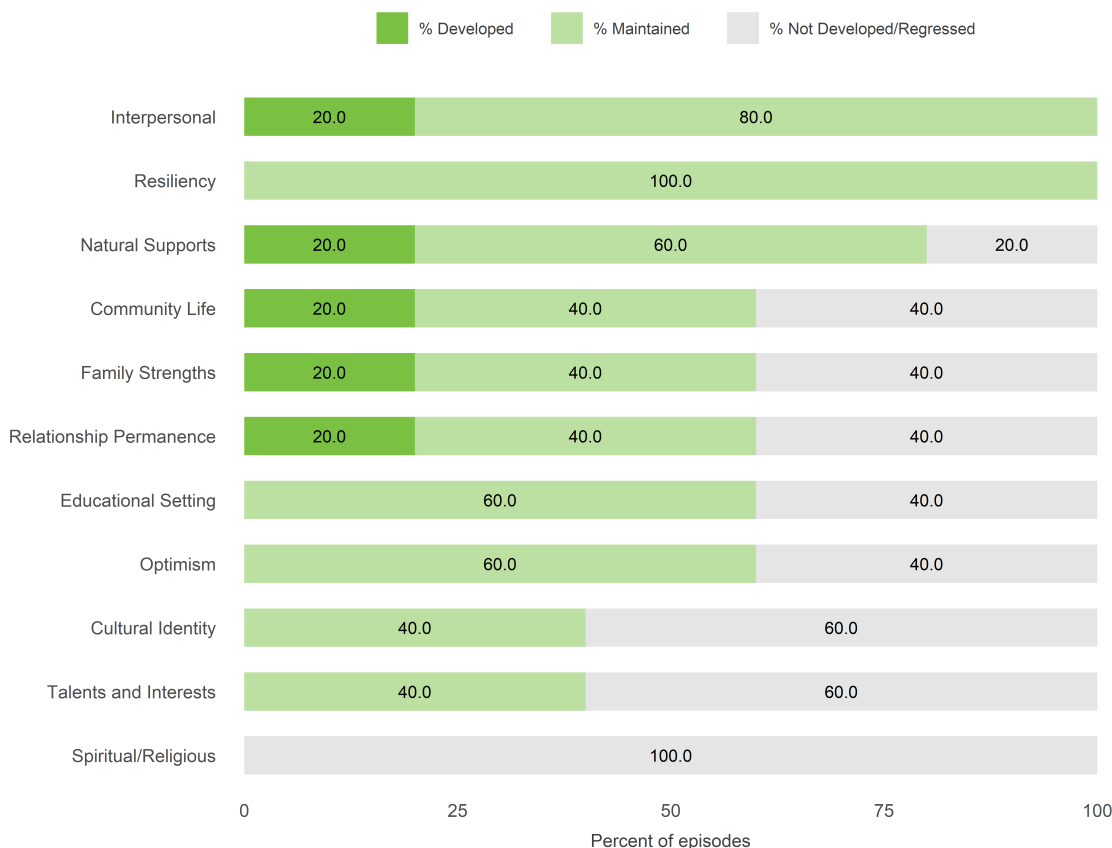
Mean number of months between CANS: 10.3 • Median number of months between CANS: 10.9

Number of children/youth: 5 • Number of CANS pairs in this report: 5

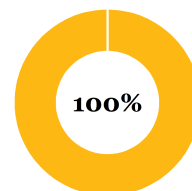
Number of CANS pairs with strengths developed: 1 • Number of CANS pairs with strengths maintained: 5

<b>DEVELOPED</b> Strength item that was rated as 2 or 3 at Time 1 and the child/youth was helped to develop it into a 0 or 1 at Time 2	<b>MAINTAINED</b> Strength item that was rated as 0 or 1 at Time 1 and the child/youth maintained it as 0 or 1 at Time 2	<b>NOT DEVELOPED/REGRESSED</b> Strength item that was rated as 2 or 3 at Time 1 and Time 2, or was rated as 0 or 1 at Time 1 and 2 or 3 at Time 2
---	---	--

### CANS pairs for 6 thru 20: 5



Percent of episodes for which at least two useful or centerpiece strengths were maintained and/or developed



\*The two most recent CANS are included for each child/youth episode, with the most recent CANS occurring during the reporting period. Only CANS with a minimum of 8 months of treatment between assessments are included. In the bar charts, items with no data shown do not have a CANS pair.