

All Programs

FY20-21 Q4 Performance Objective A.2a Needs Outcomes Item-Level Report

7/1/2020 - 6/30/2021

The charts below display the Needs items from the CANS. The stacked columns represent the total number of episodes with an actionable rating on each item, and the number of those that improved.*

Mean number of months between CANS: 11.9 • Median number of months between CANS: 11.7

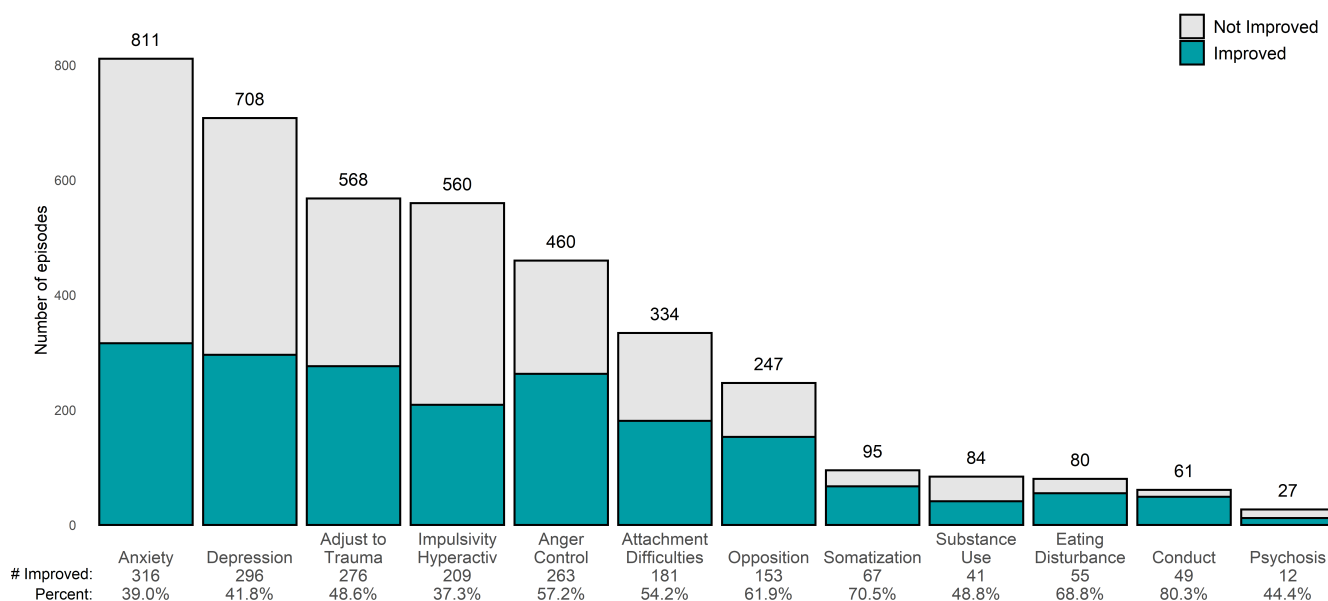
Number of CANS pairs with actionable items: 1641 • Number of CANS pairs with improvement: 848

Number of CANS pairs without actionable items: 54 • Number of children/youth: 1610

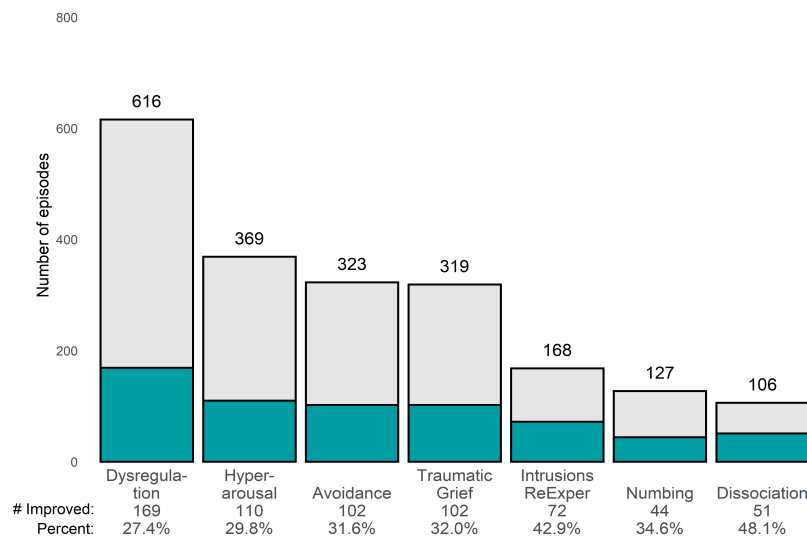
Percent of episodes improved on 50% or more of items: **51.7%**

Behavioral/Emotional Needs • 6 thru 20

CANS pairs for 6 thru 20: 1582



Traumatic Stress Symptoms • 6 thru 20



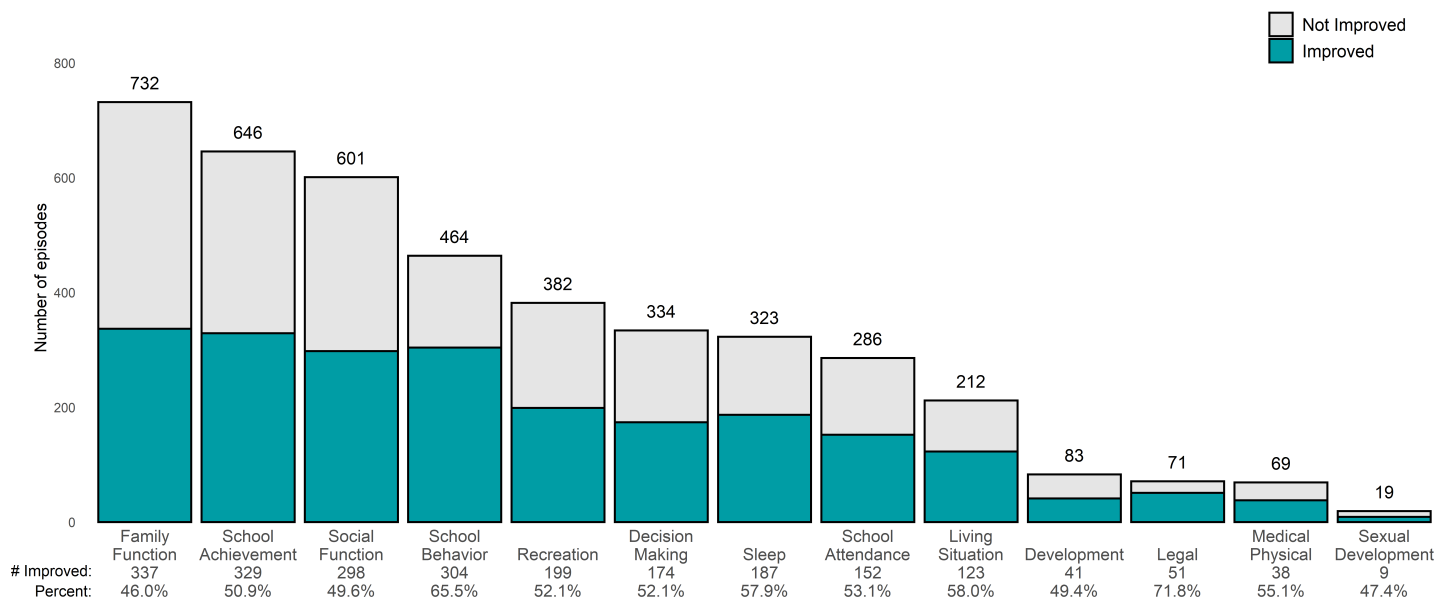
*The two most recent CANS are included for each child/youth episode, with the most recent CANS occurring during the reporting period. Only CANS with a minimum of 8 months of treatment between assessments are included. Actionable ratings are items rated as a 2 or a 3, and improvement is a decrease of 1 point or more.

All Programs

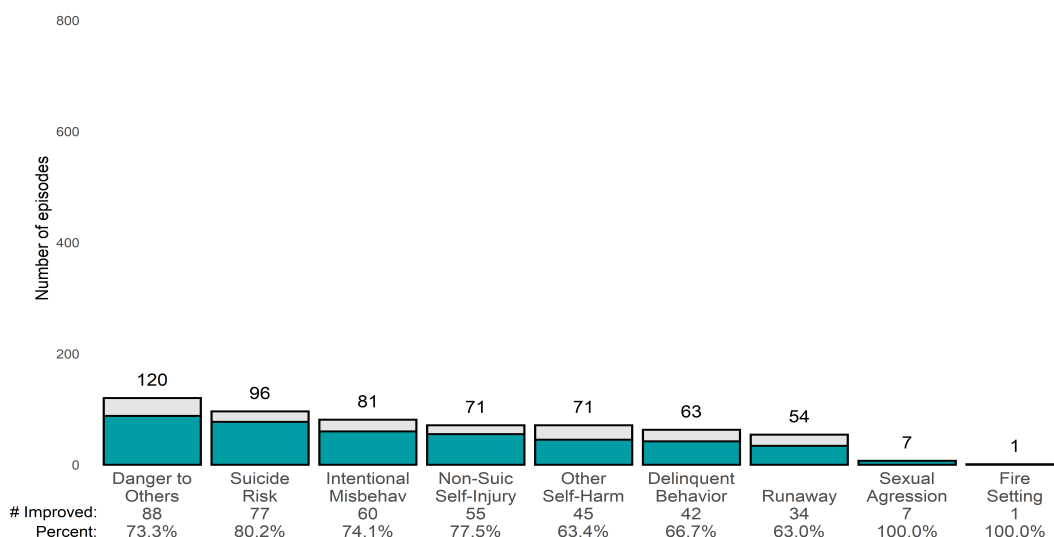
FY20-21 Q4 Performance Objective A.2a Needs Outcomes Item-Level Report

7/1/2020 - 6/30/2021

Impact on Functioning • 6 thru 20



Risk Behaviors • 6 thru 20



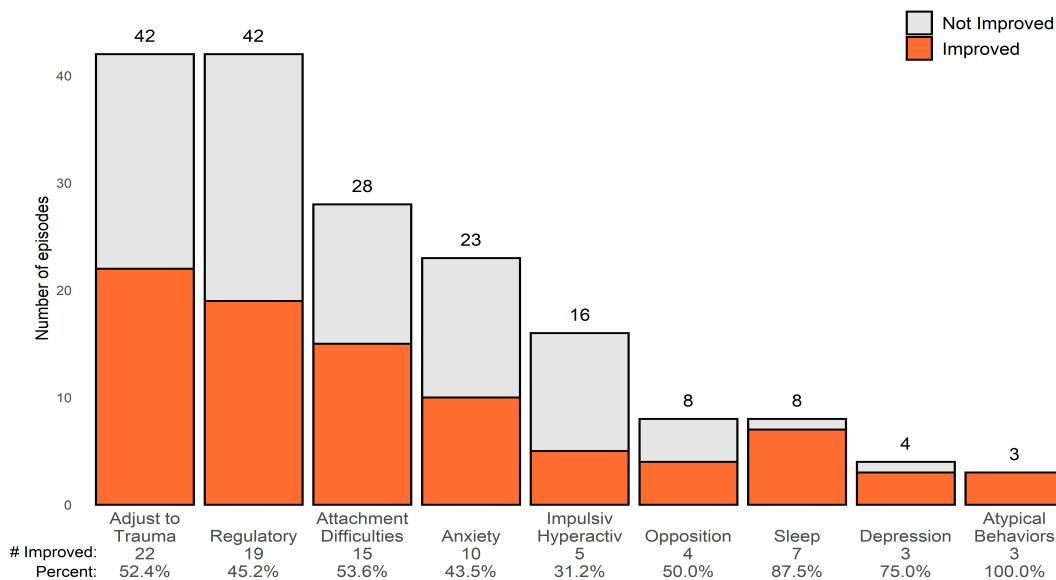
All Programs

FY20-21 Q4 Performance Objective A.2a Needs Outcomes Item-Level Report

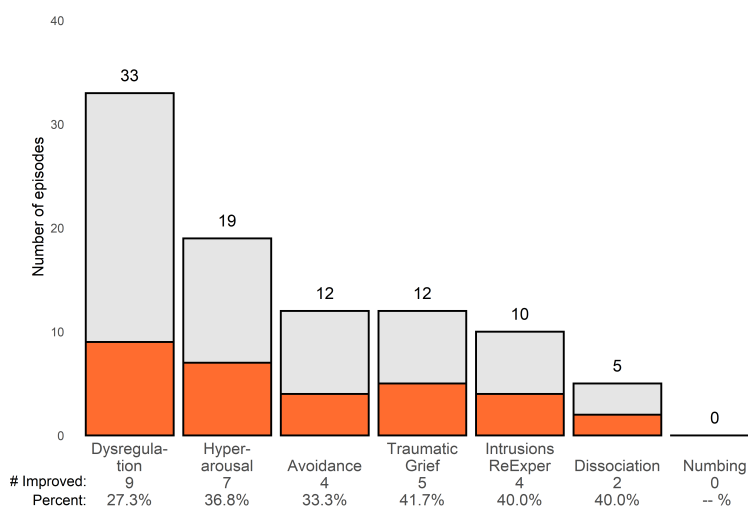
7/1/2020 - 6/30/2021

Behavioral/Emotional Needs • 0 thru 5

CANS pairs for 0 thru 5: 59



Traumatic Stress Symptoms • 0 thru 5

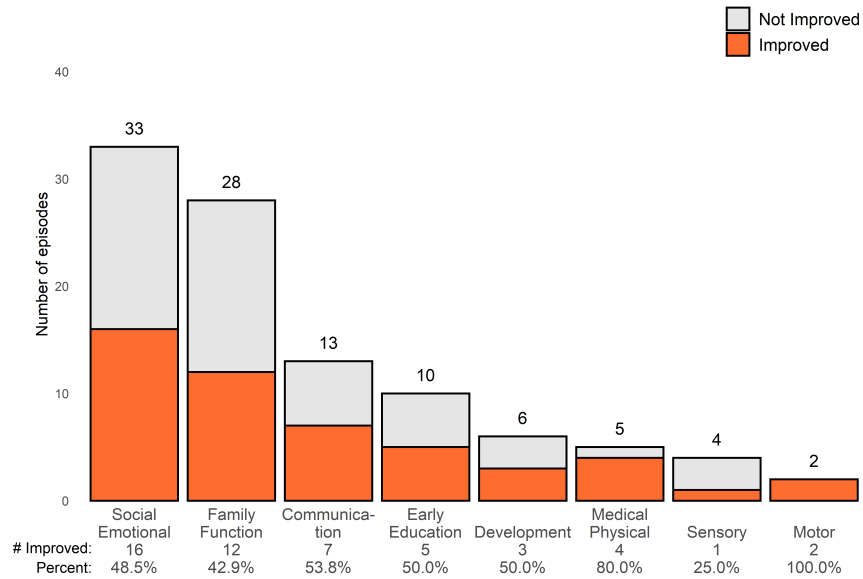


All Programs


FY20-21 Q4 Performance Objective A.2a Needs Outcomes Item-Level Report

7/1/2020 - 6/30/2021

Impact on Functioning • 0 thru 5



Risk Behaviors • 0 thru 5



A Better Way SF Outpatient (38KYOP)

FY20-21 Q4 Performance Objective A.2a Needs Outcomes Item-Level Report

7/1/2020 - 6/30/2021

The charts below display the Needs items from the CANS. The stacked columns represent the total number of episodes with an actionable rating on each item, and the number of those that improved.*

Mean number of months between CANS: 10.7 • Median number of months between CANS: 10.8

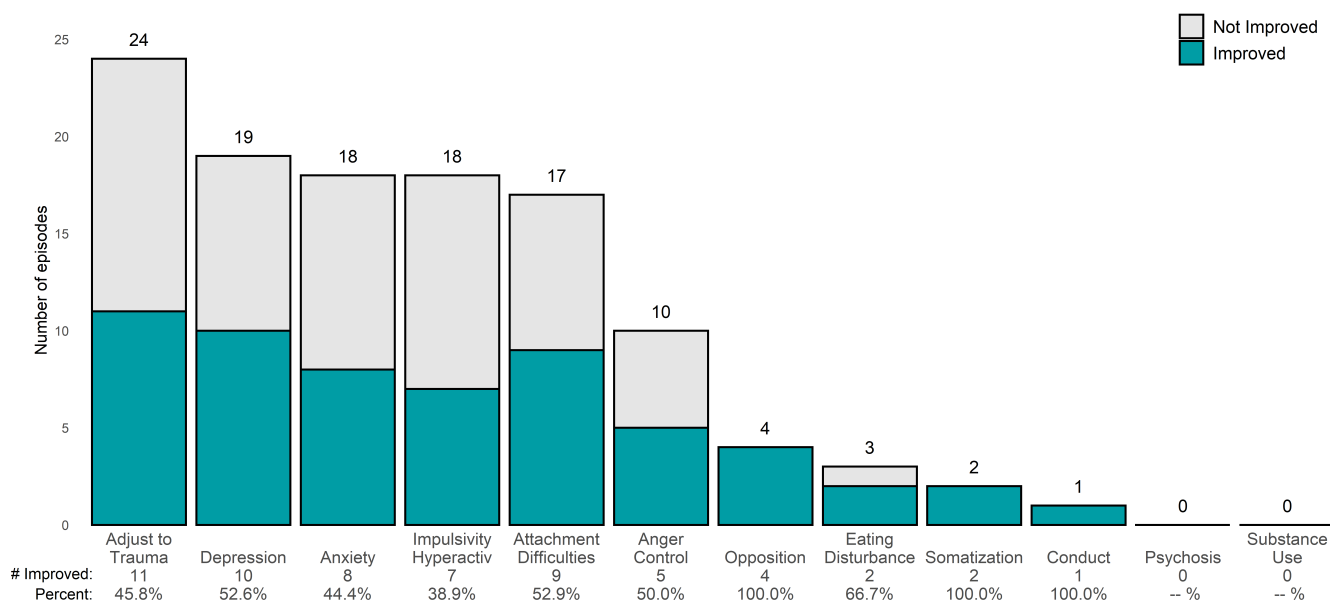
Number of CANS pairs with actionable items: 41 • Number of CANS pairs with improvement: 21

Number of CANS pairs without actionable items: 4 • Number of children/youth: 45

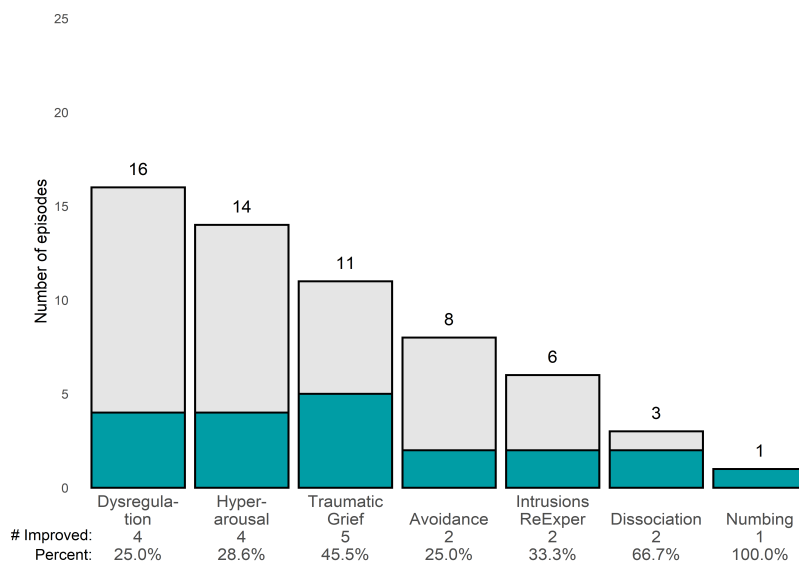
Percent of episodes improved on 50% or more of items: **51.2%**

Behavioral/Emotional Needs • 6 thru 20

CANS pairs for 6 thru 20: 36



Traumatic Stress Symptoms • 6 thru 20



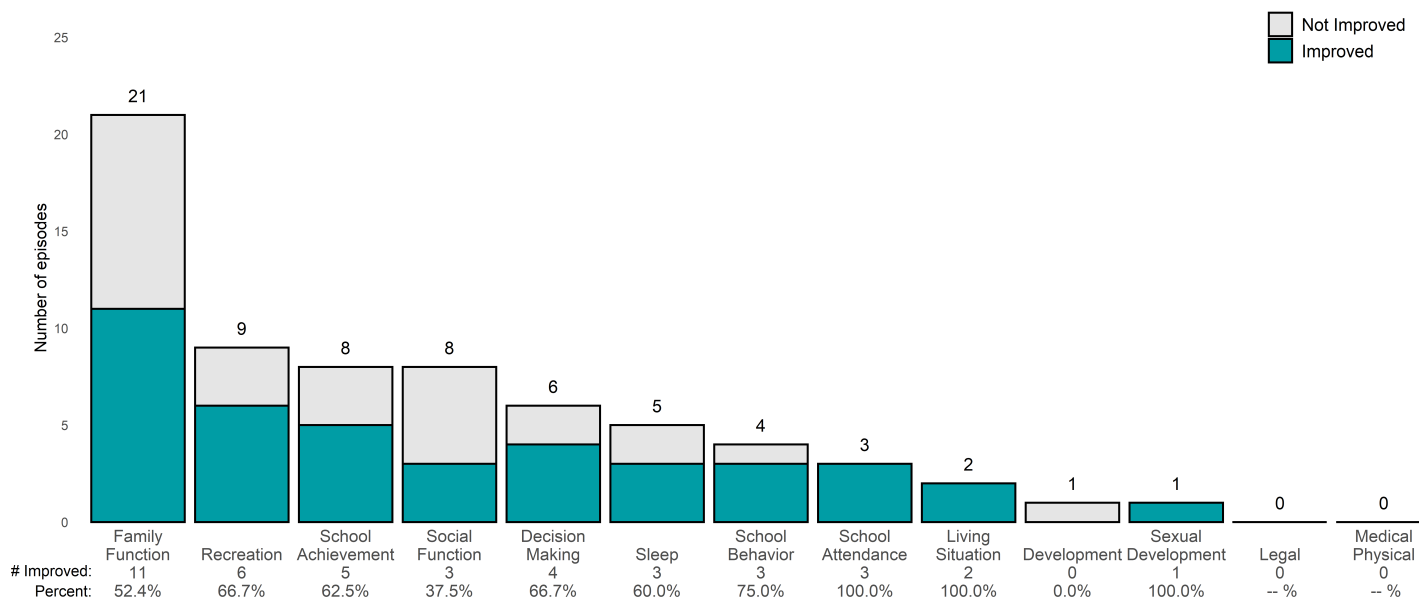
*The two most recent CANS are included for each child/youth episode, with the most recent CANS occurring during the reporting period. Only CANS with a minimum of 8 months of treatment between assessments are included. Actionable ratings are items rated as a 2 or a 3, and improvement is a decrease of 1 point or more.

A Better Way SF Outpatient (38KYOP)

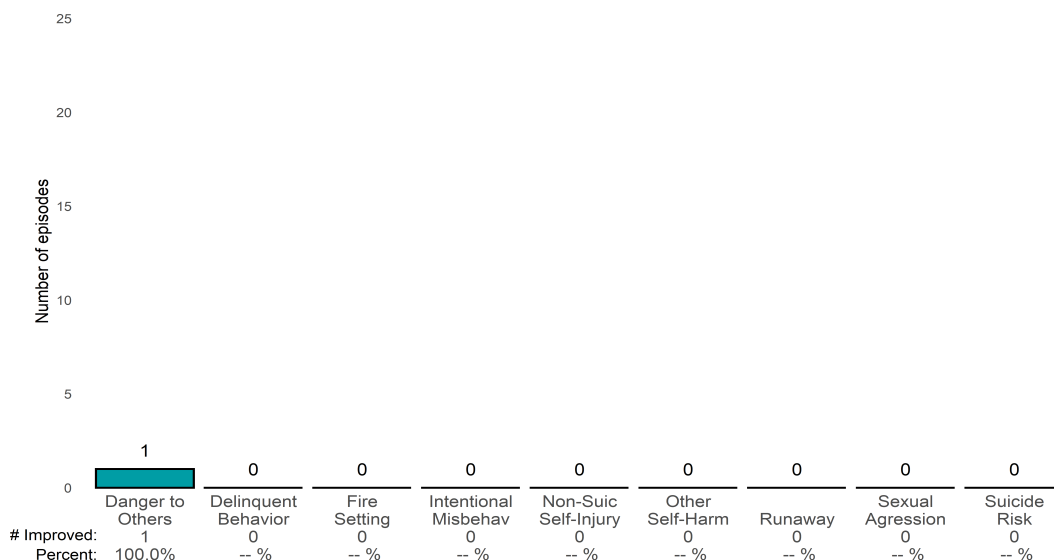
FY20-21 Q4 Performance Objective A.2a Needs Outcomes Item-Level Report

7/1/2020 - 6/30/2021

Impact on Functioning • 6 thru 20



Risk Behaviors • 6 thru 20



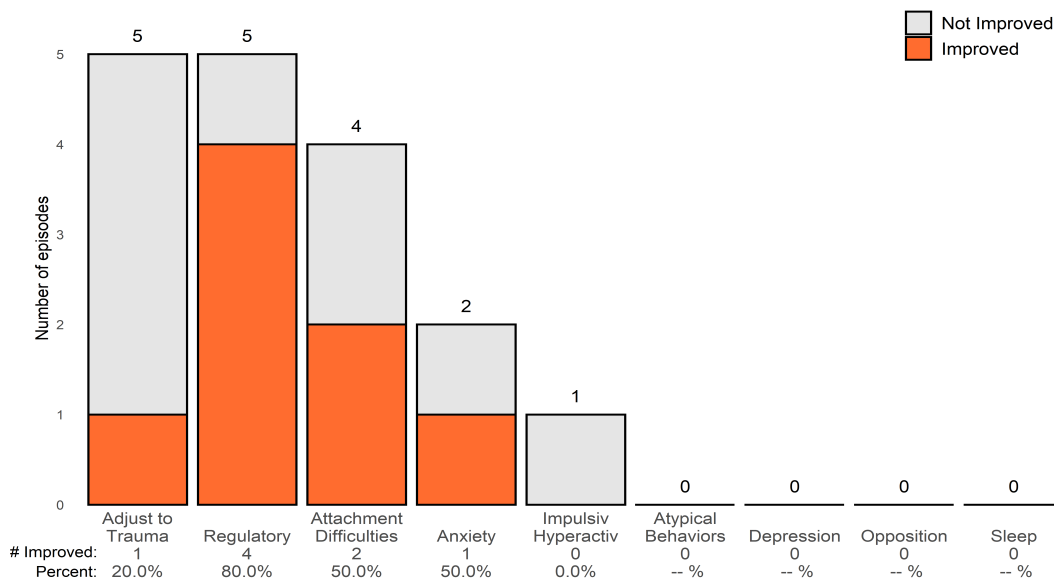
A Better Way SF Outpatient (38KYOP)

FY20-21 Q4 Performance Objective A.2a Needs Outcomes Item-Level Report

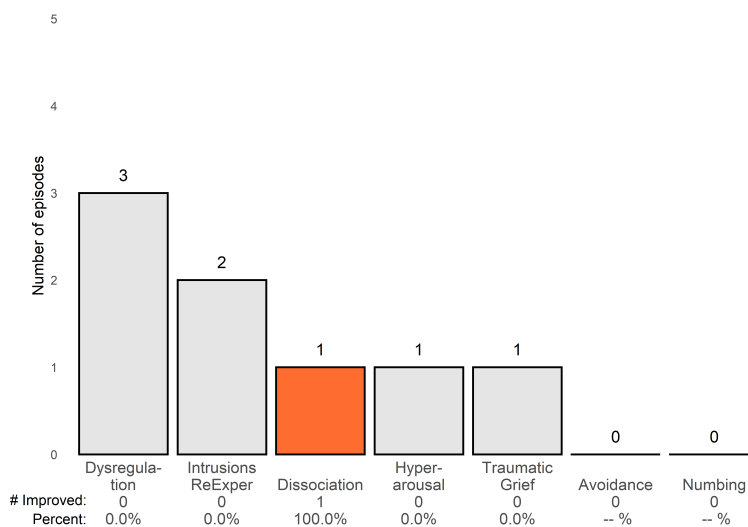
7/1/2020 - 6/30/2021

Behavioral/Emotional Needs • 0 thru 5

CANS pairs for 0 thru 5: 5



Traumatic Stress Symptoms • 0 thru 5

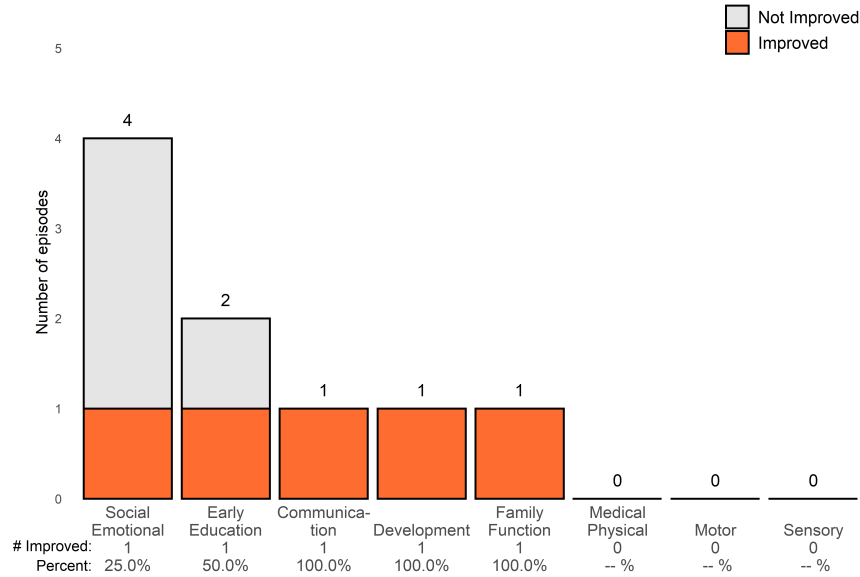


A Better Way SF Outpatient (38KYOP)


FY20-21 Q4 Performance Objective A.2a Needs Outcomes Item-Level Report

7/1/2020 - 6/30/2021

Impact on Functioning • 0 thru 5



Risk Behaviors • 0 thru 5



A Better Way, INC. 0-5 OP (38KY05)

FY20-21 Q4 Performance Objective A.2a Needs Outcomes Item-Level Report

7/1/2020 - 6/30/2021

The charts below display the Needs items from the CANS. The stacked columns represent the total number of episodes with an actionable rating on each item, and the number of those that improved.*

Mean number of months between CANS: 10.3 • Median number of months between CANS: 10.0

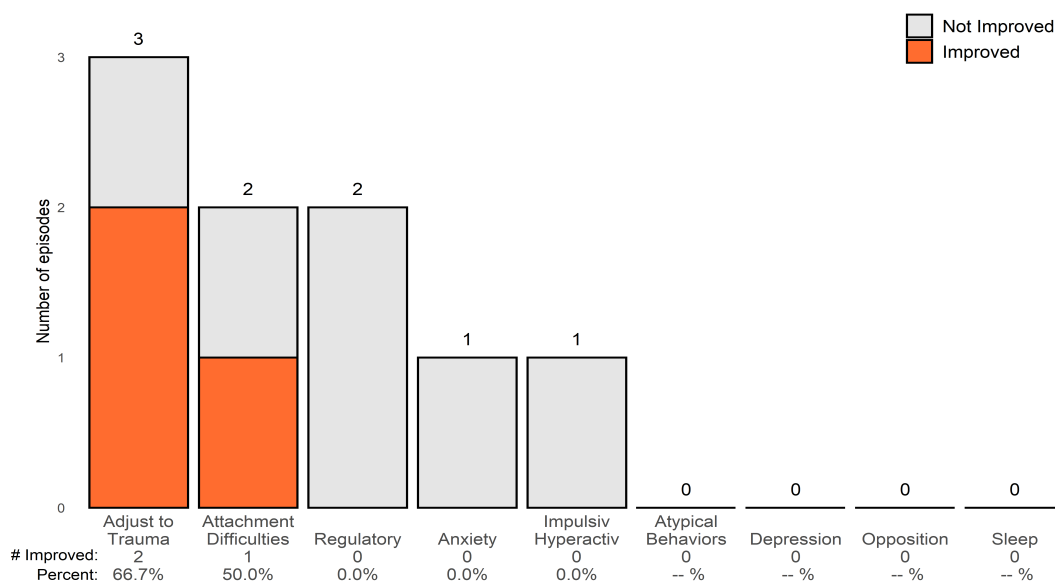
Number of CANS pairs with actionable items: 3 • Number of CANS pairs with improvement: 1

Number of CANS pairs without actionable items: 0 • Number of children/youth: 3

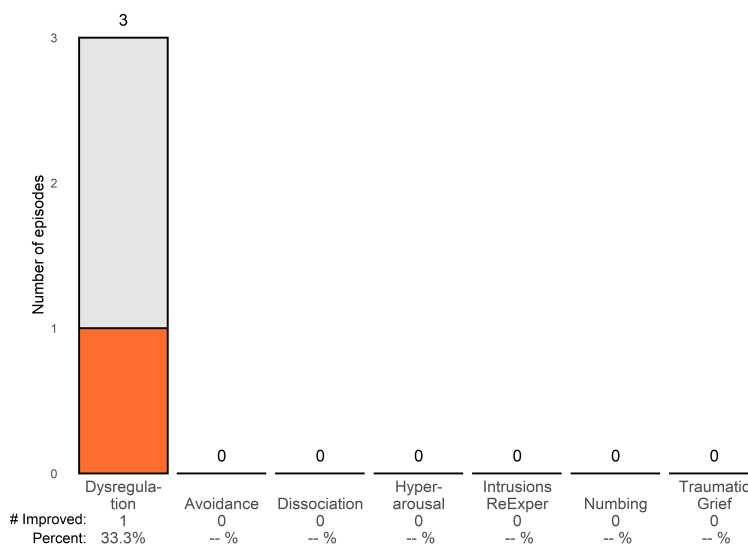
Percent of episodes improved on 50% or more of items: **33.3%**

Behavioral/Emotional Needs • 0 thru 5

CANS pairs for 0 thru 5: 3



Traumatic Stress Symptoms • 0 thru 5



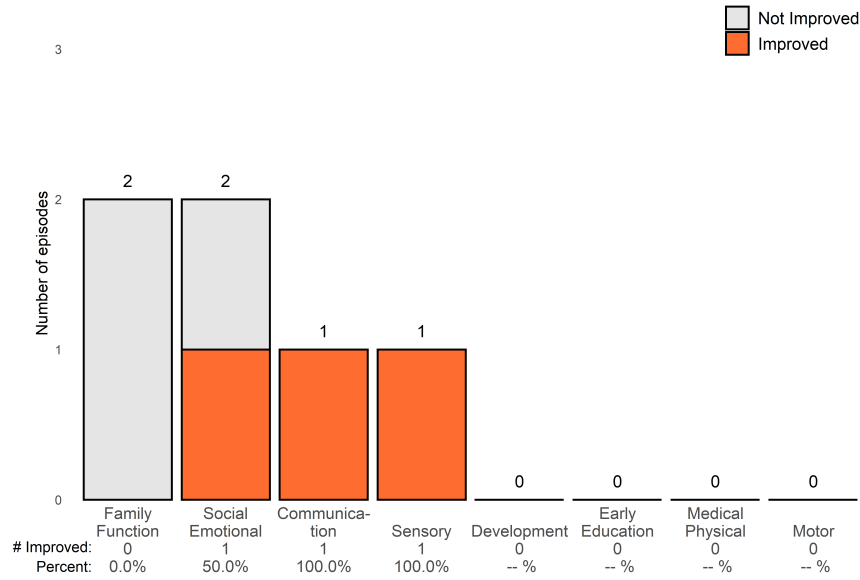
*The two most recent CANS are included for each child/youth episode, with the most recent CANS occurring during the reporting period. Only CANS with a minimum of 8 months of treatment between assessments are included. Actionable ratings are items rated as a 2 or a 3, and improvement is a decrease of 1 point or more.

A Better Way, INC. 0-5 OP (38KY05)


FY20-21 Q4 Performance Objective A.2a Needs Outcomes Item-Level Report

7/1/2020 - 6/30/2021

Impact on Functioning • 0 thru 5



Risk Behaviors • 0 thru 5



AFS Outpatient Program (38GSOP)

FY20-21 Q4 Performance Objective A.2a Needs Outcomes Item-Level Report

7/1/2020 - 6/30/2021

The charts below display the Needs items from the CANS. The stacked columns represent the total number of episodes with an actionable rating on each item, and the number of those that improved.*

Mean number of months between CANS: 10.9 • Median number of months between CANS: 10.4

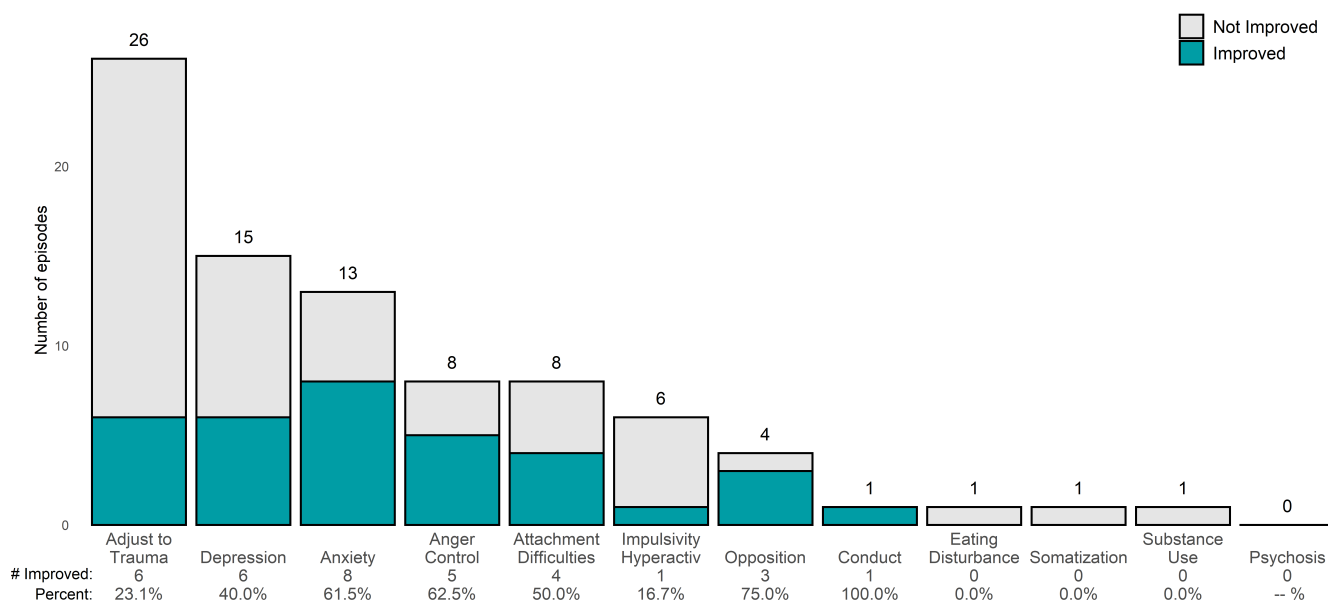
Number of CANS pairs with actionable items: 33 • Number of CANS pairs with improvement: 17

Number of CANS pairs without actionable items: 0 • Number of children/youth: 33

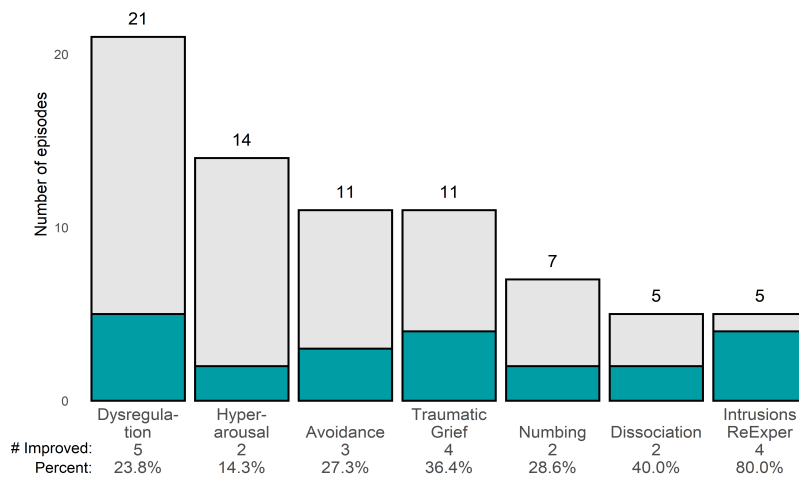
Percent of episodes improved on 50% or more of items: **51.5%**

Behavioral/Emotional Needs • 6 thru 20

CANS pairs for 6 thru 20: 29



Traumatic Stress Symptoms • 6 thru 20



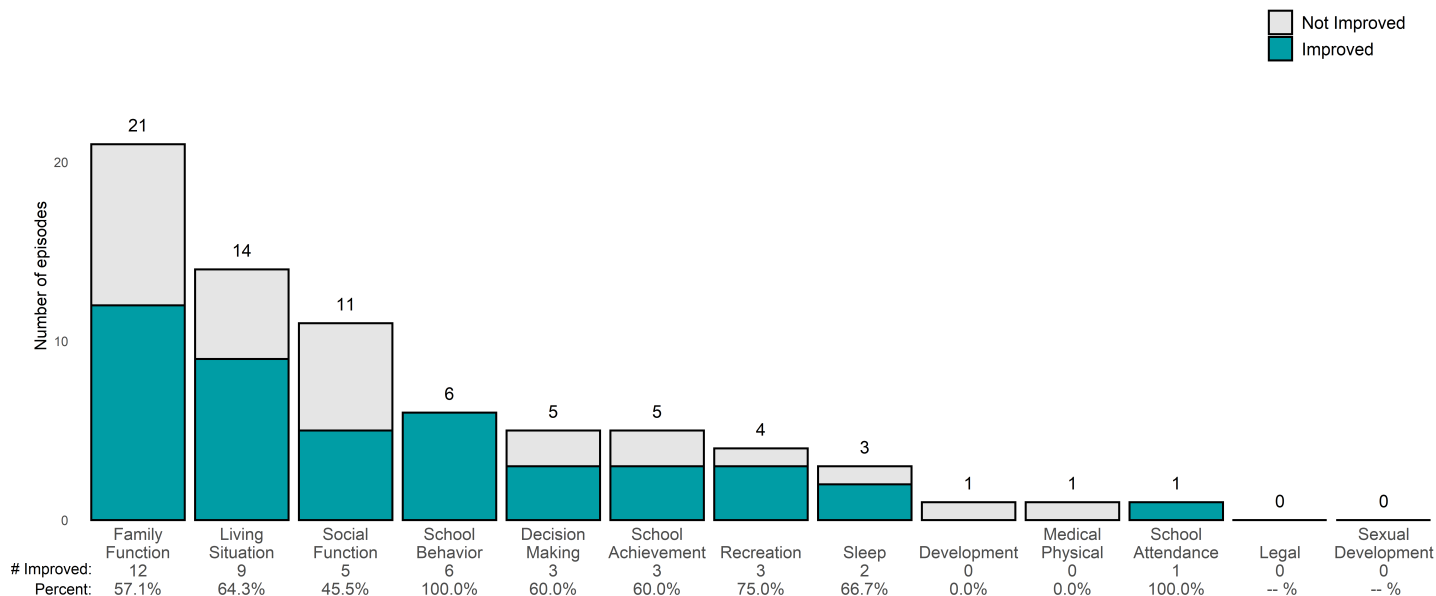
*The two most recent CANS are included for each child/youth episode, with the most recent CANS occurring during the reporting period. Only CANS with a minimum of 8 months of treatment between assessments are included. Actionable ratings are items rated as a 2 or a 3, and improvement is a decrease of 1 point or more.

AFS Outpatient Program (38GSOP)

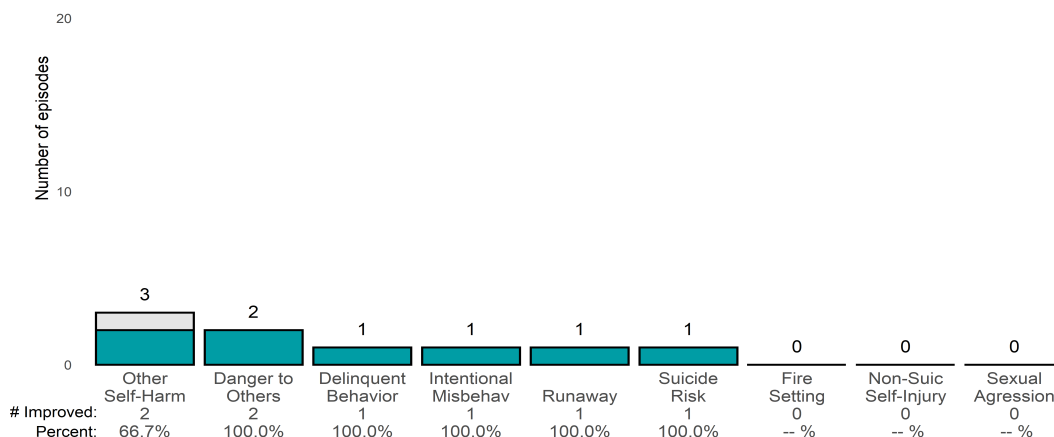
FY20-21 Q4 Performance Objective A.2a Needs Outcomes Item-Level Report

7/1/2020 - 6/30/2021

Impact on Functioning • 6 thru 20



Risk Behaviors • 6 thru 20



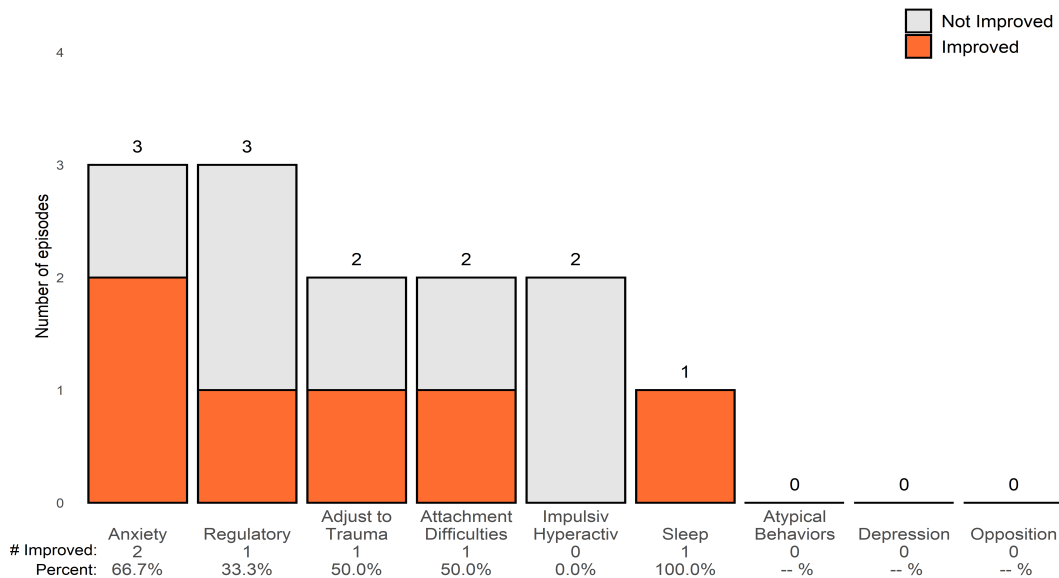
AFS Outpatient Program (38GSOP)

FY20-21 Q4 Performance Objective A.2a Needs Outcomes Item-Level Report

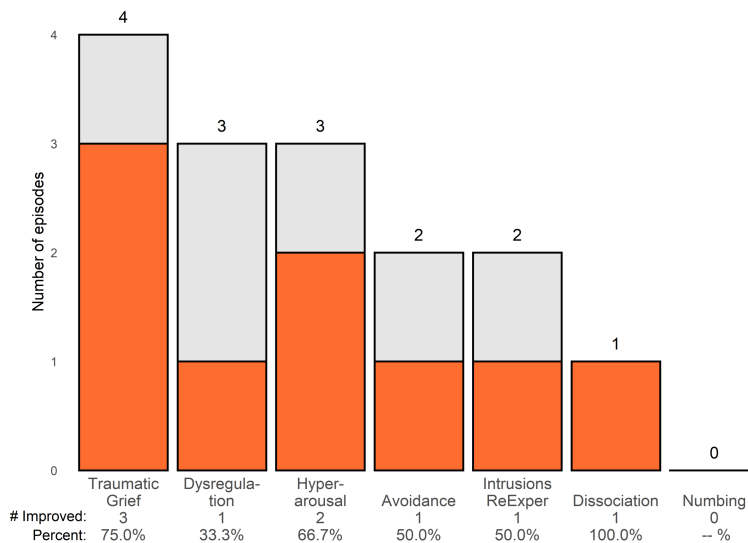
7/1/2020 - 6/30/2021

Behavioral/Emotional Needs • 0 thru 5

CANS pairs for 0 thru 5: 4



Traumatic Stress Symptoms • 0 thru 5

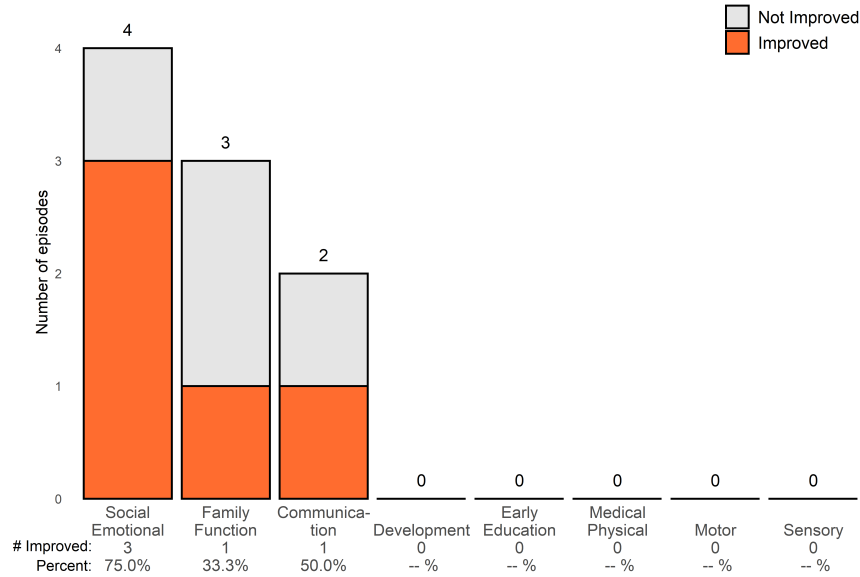


AFS Outpatient Program (38GSOP)

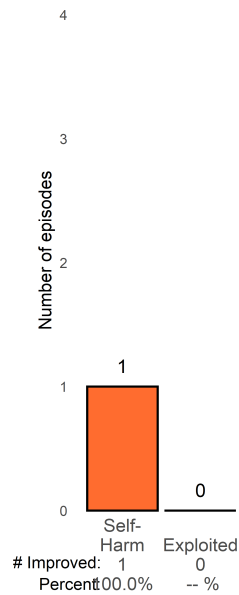
FY20-21 Q4 Performance Objective A.2a Needs Outcomes Item-Level Report

7/1/2020 - 6/30/2021

Impact on Functioning • 0 thru 5



Risk Behaviors • 0 thru 5



AFS SF Therapeutic Visitation (38GS01)

FY20-21 Q4 Performance Objective A.2a Needs Outcomes Item-Level Report

7/1/2020 - 6/30/2021

The charts below display the Needs items from the CANS. The stacked columns represent the total number of episodes with an actionable rating on each item, and the number of those that improved.*

Mean number of months between CANS: 10.1 • Median number of months between CANS: 9.7

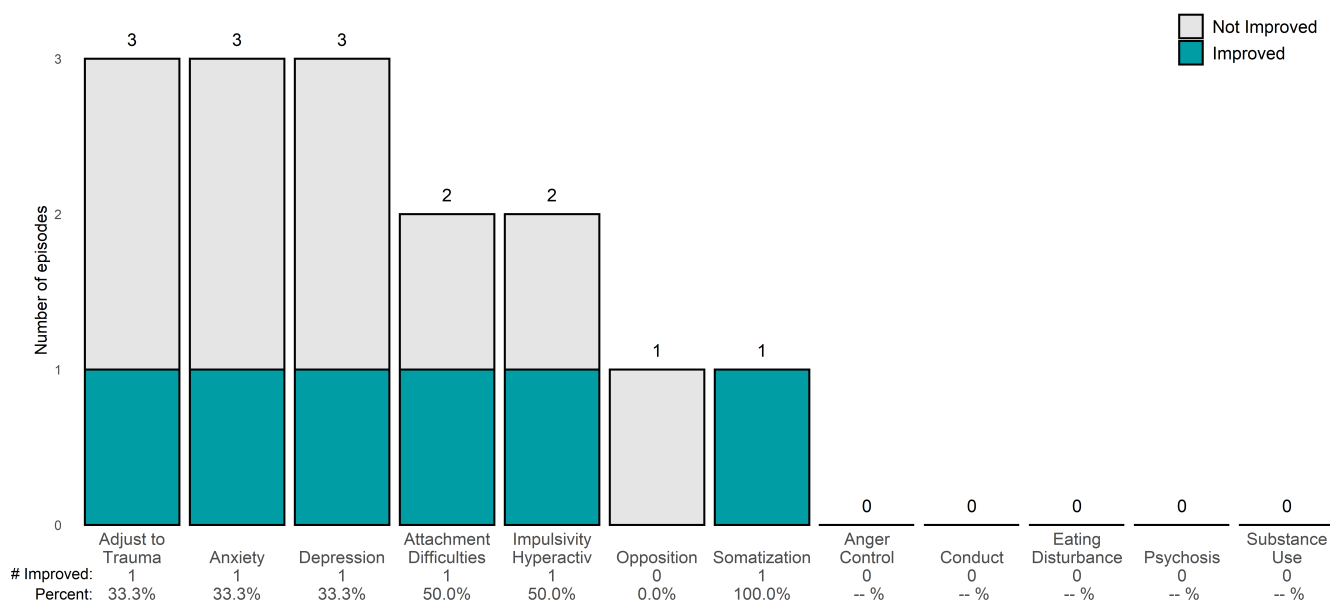
Number of CANS pairs with actionable items: 3 • Number of CANS pairs with improvement: 1

Number of CANS pairs without actionable items: 0 • Number of children/youth: 3

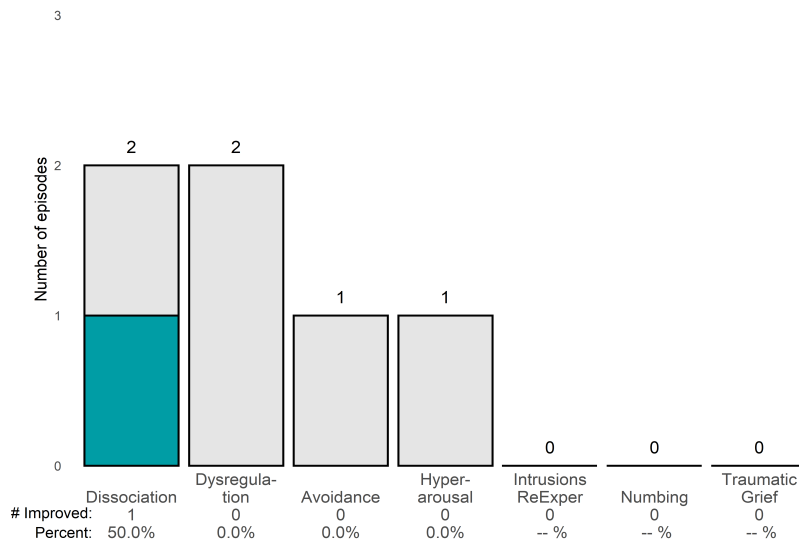
Percent of episodes improved on 50% or more of items: **33.3%**

Behavioral/Emotional Needs • 6 thru 20

CANS pairs for 6 thru 20: 3



Traumatic Stress Symptoms • 6 thru 20



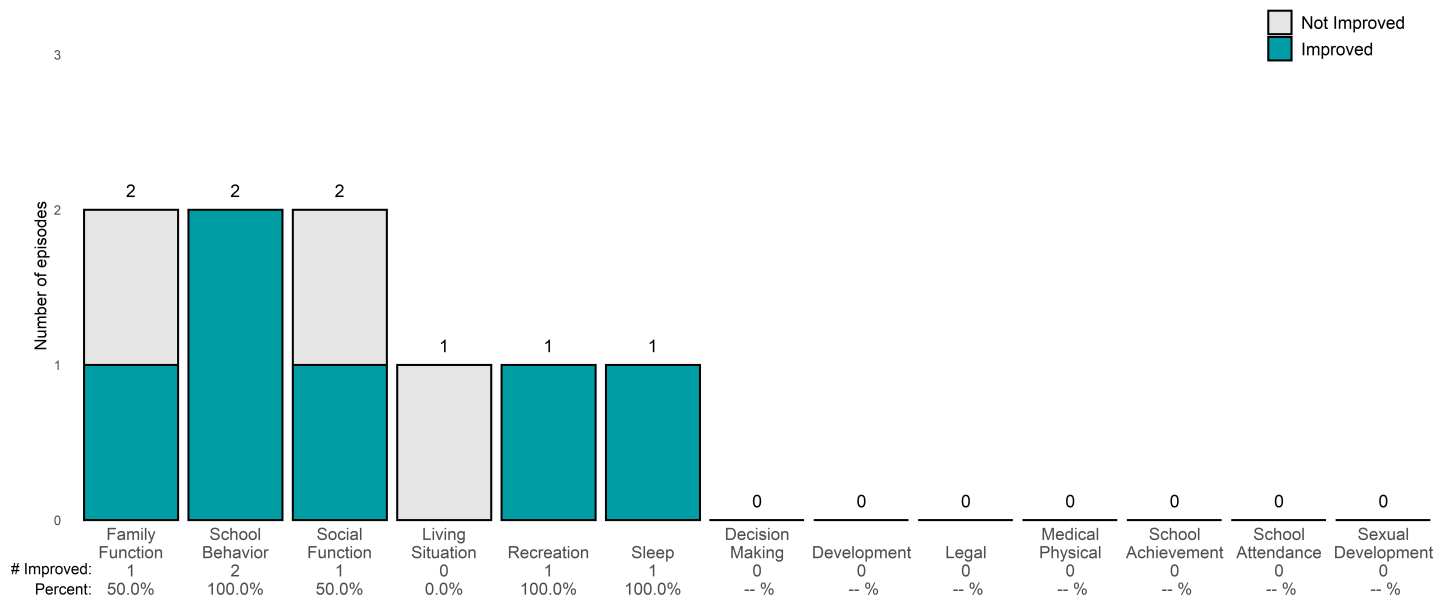
*The two most recent CANS are included for each child/youth episode, with the most recent CANS occurring during the reporting period. Only CANS with a minimum of 8 months of treatment between assessments are included. Actionable ratings are items rated as a 2 or a 3, and improvement is a decrease of 1 point or more.

AFS SF Therapeutic Visitation (38GS01)

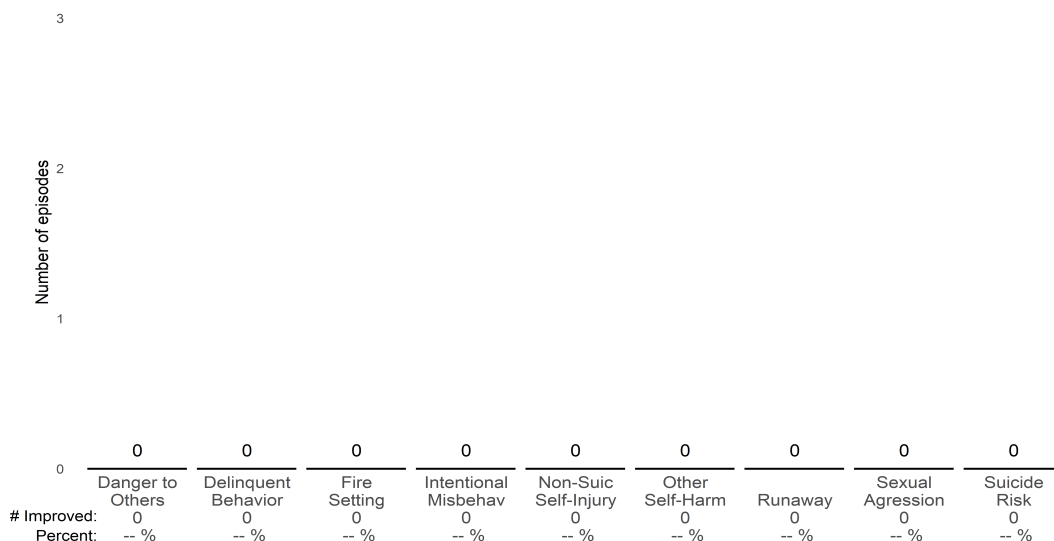
FY20-21 Q4 Performance Objective A.2a Needs Outcomes Item-Level Report

7/1/2020 - 6/30/2021

Impact on Functioning • 6 thru 20



Risk Behaviors • 6 thru 20



BVHP Third Street Children (38516)

FY20-21 Q4 Performance Objective A.2a Needs Outcomes Item-Level Report

7/1/2020 - 6/30/2021

The charts below display the Needs items from the CANS. The stacked columns represent the total number of episodes with an actionable rating on each item, and the number of those that improved.*

Mean number of months between CANS: 11.1 • Median number of months between CANS: 11.6

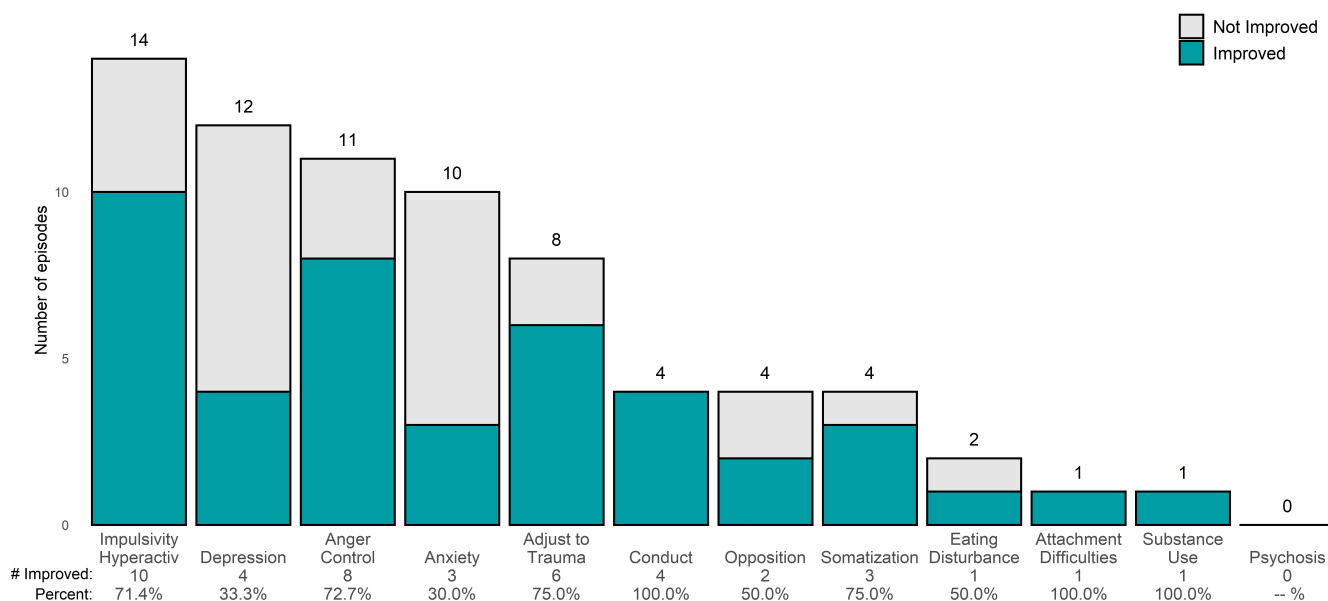
Number of CANS pairs with actionable items: 29 • Number of CANS pairs with improvement: 19

Number of CANS pairs without actionable items: 2 • Number of children/youth: 31

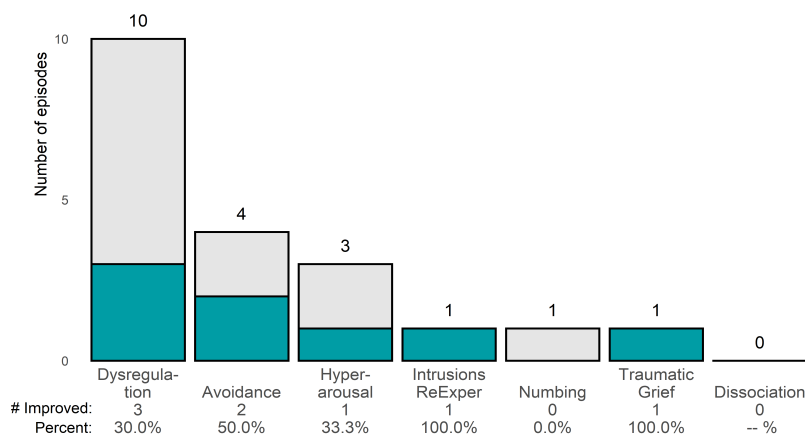
Percent of episodes improved on 50% or more of items: **65.5%**

Behavioral/Emotional Needs • 6 thru 20

CANS pairs for 6 thru 20: 29



Traumatic Stress Symptoms • 6 thru 20



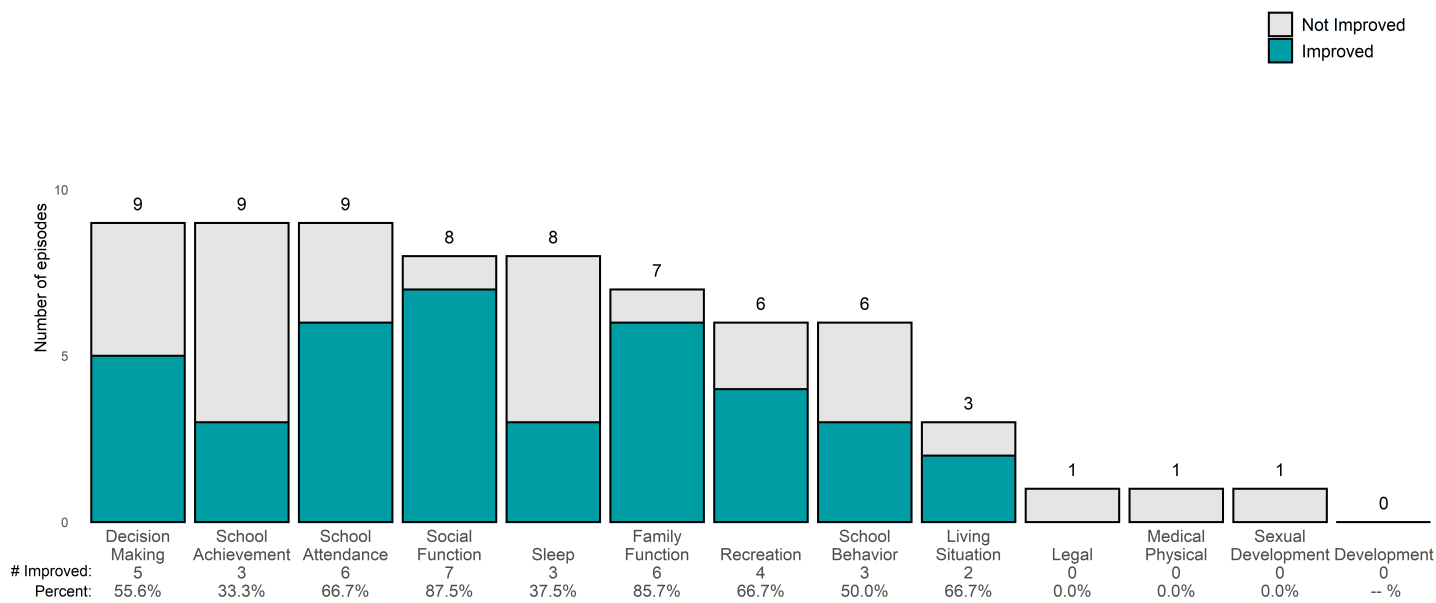
*The two most recent CANS are included for each child/youth episode, with the most recent CANS occurring during the reporting period. Only CANS with a minimum of 8 months of treatment between assessments are included. Actionable ratings are items rated as a 2 or a 3, and improvement is a decrease of 1 point or more.

BVHP Third Street Children (38516)

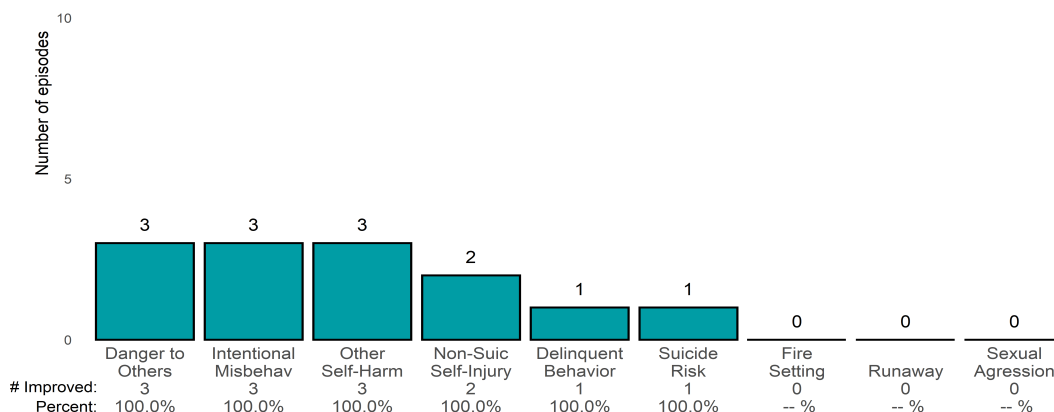
FY20-21 Q4 Performance Objective A.2a Needs Outcomes Item-Level Report

7/1/2020 - 6/30/2021

Impact on Functioning • 6 thru 20



Risk Behaviors • 6 thru 20



CASARC Outpatient Svc (38C51)

FY20-21 Q4 Performance Objective A.2a Needs Outcomes Item-Level Report

7/1/2020 - 6/30/2021

The charts below display the Needs items from the CANS. The stacked columns represent the total number of episodes with an actionable rating on each item, and the number of those that improved.*

Mean number of months between CANS: 11.4 • Median number of months between CANS: 11.7

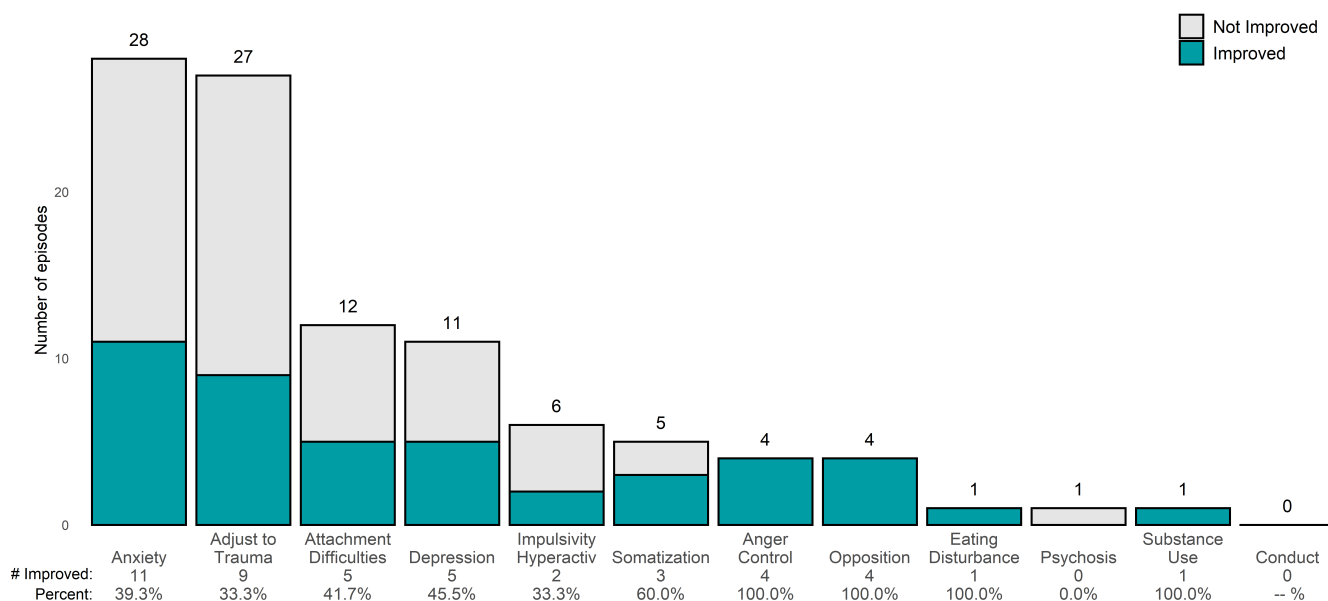
Number of CANS pairs with actionable items: 32 • Number of CANS pairs with improvement: 17

Number of CANS pairs without actionable items: 0 • Number of children/youth: 32

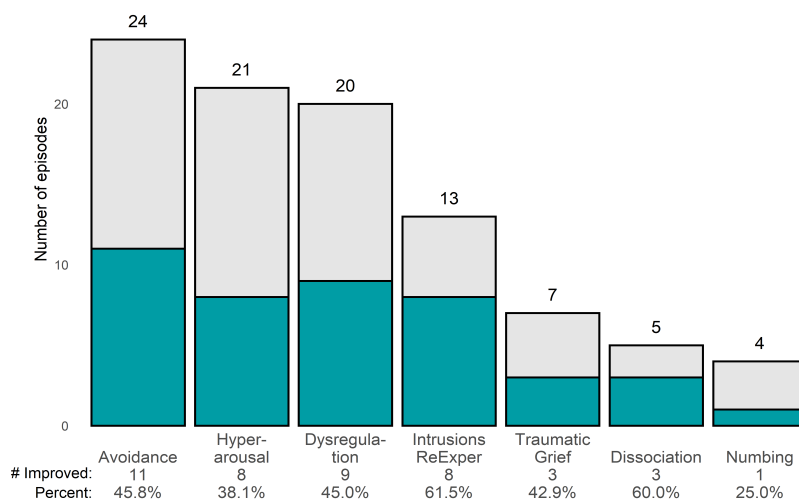
Percent of episodes improved on 50% or more of items: **53.1%**

Behavioral/Emotional Needs • 6 thru 20

CANS pairs for 6 thru 20: 32



Traumatic Stress Symptoms • 6 thru 20



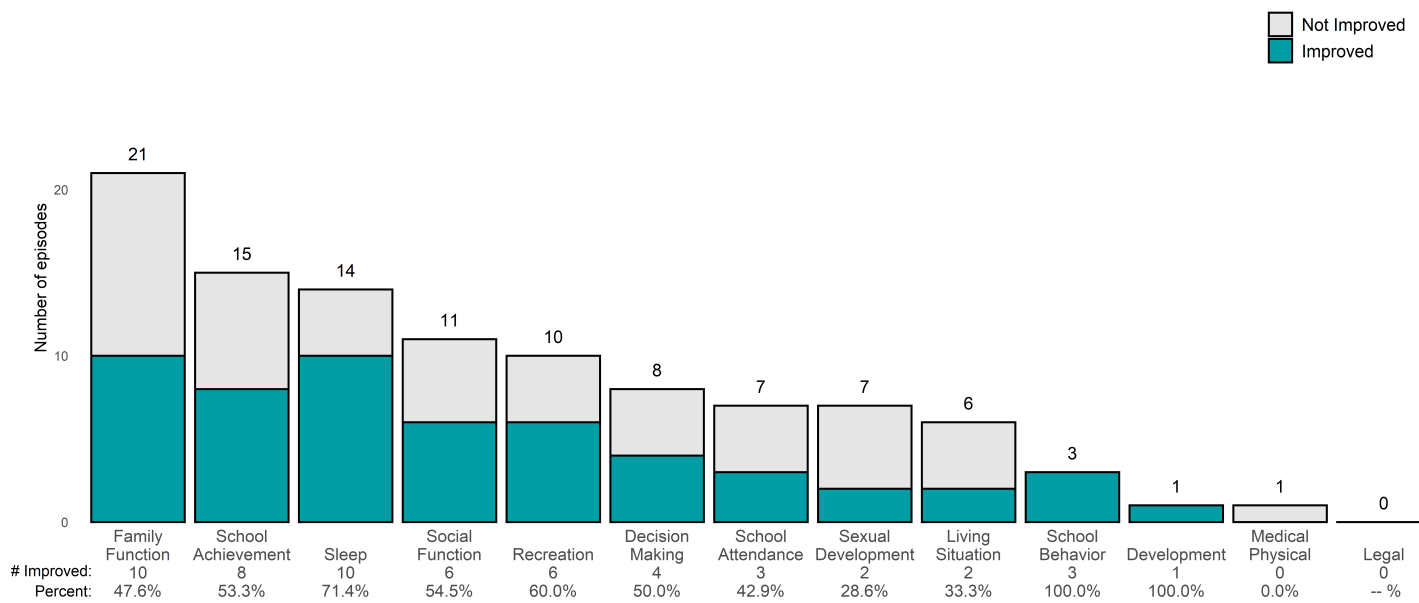
*The two most recent CANS are included for each child/youth episode, with the most recent CANS occurring during the reporting period. Only CANS with a minimum of 8 months of treatment between assessments are included. Actionable ratings are items rated as a 2 or a 3, and improvement is a decrease of 1 point or more.

CASARC Outpatient Svc (38C51)

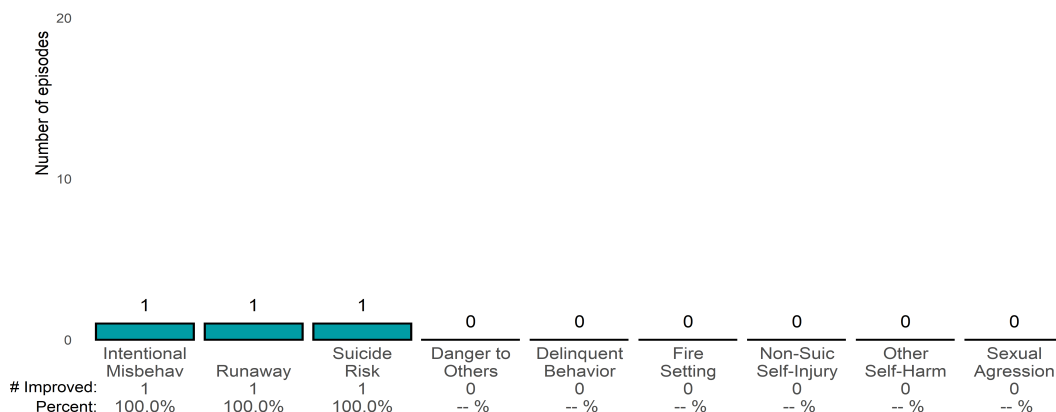
FY20-21 Q4 Performance Objective A.2a Needs Outcomes Item-Level Report

7/1/2020 - 6/30/2021

Impact on Functioning • 6 thru 20



Risk Behaviors • 6 thru 20



CCDC Child Dev Center (38746)

FY20-21 Q4 Performance Objective A.2a Needs Outcomes Item-Level Report

7/1/2020 - 6/30/2021

The charts below display the Needs items from the CANS. The stacked columns represent the total number of episodes with an actionable rating on each item, and the number of those that improved.*

Mean number of months between CANS: 12.6 • Median number of months between CANS: 11.9

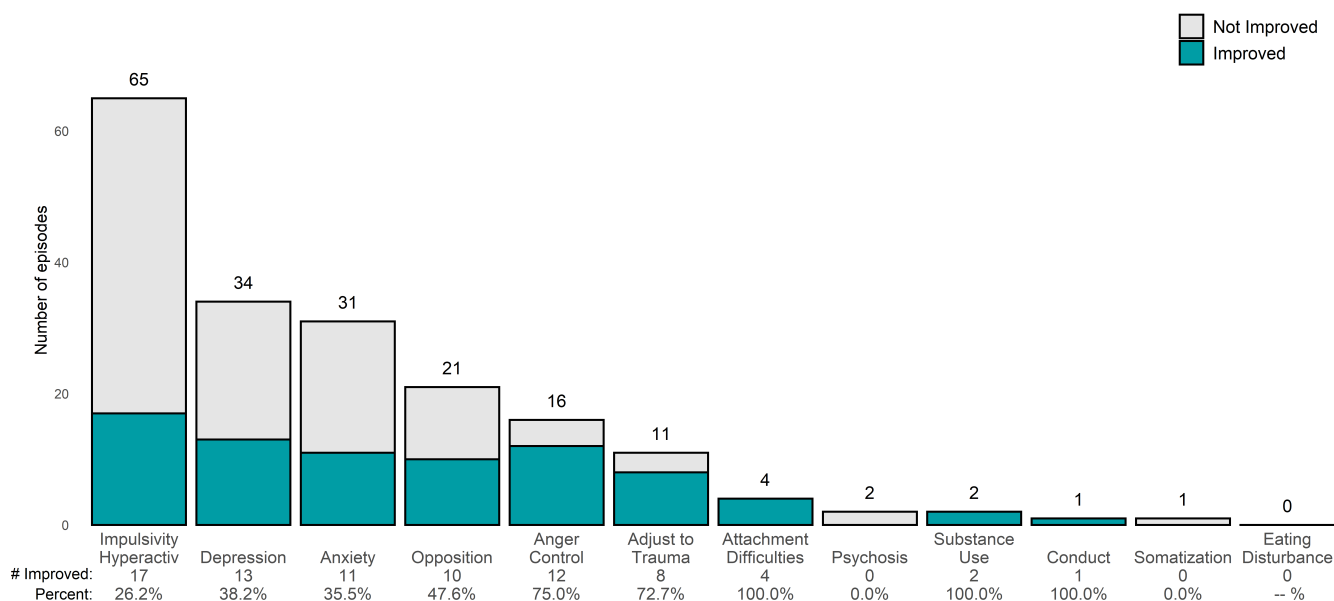
Number of CANS pairs with actionable items: 122 • Number of CANS pairs with improvement: 65

Number of CANS pairs without actionable items: 12 • Number of children/youth: 134

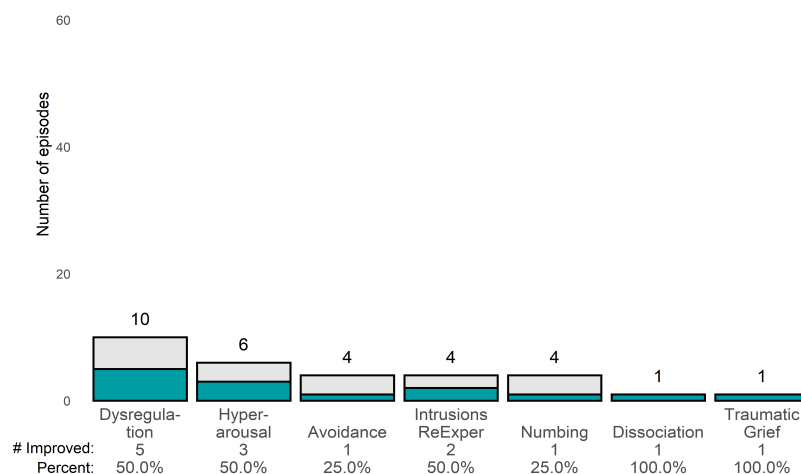
Percent of episodes improved on 50% or more of items: **53.3%**

Behavioral/Emotional Needs • 6 thru 20

CANS pairs for 6 thru 20: 117



Traumatic Stress Symptoms • 6 thru 20



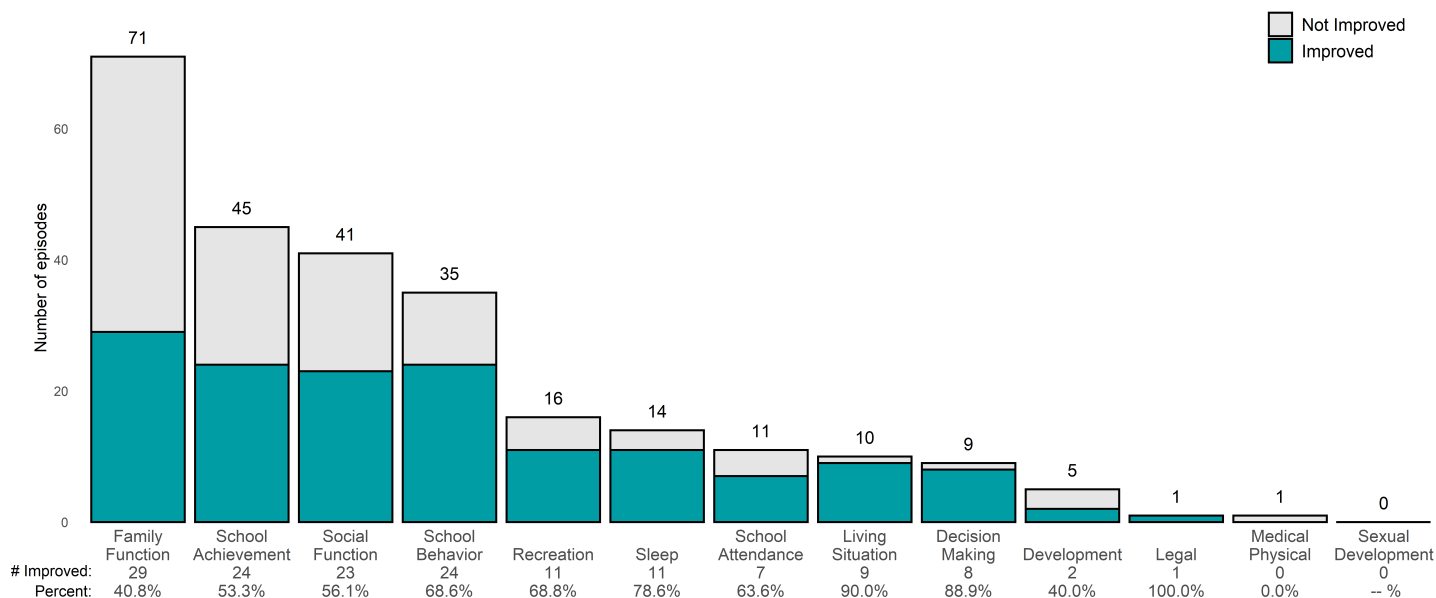
*The two most recent CANS are included for each child/youth episode, with the most recent CANS occurring during the reporting period. Only CANS with a minimum of 8 months of treatment between assessments are included. Actionable ratings are items rated as a 2 or a 3, and improvement is a decrease of 1 point or more.

CCDC Child Dev Center (38746)

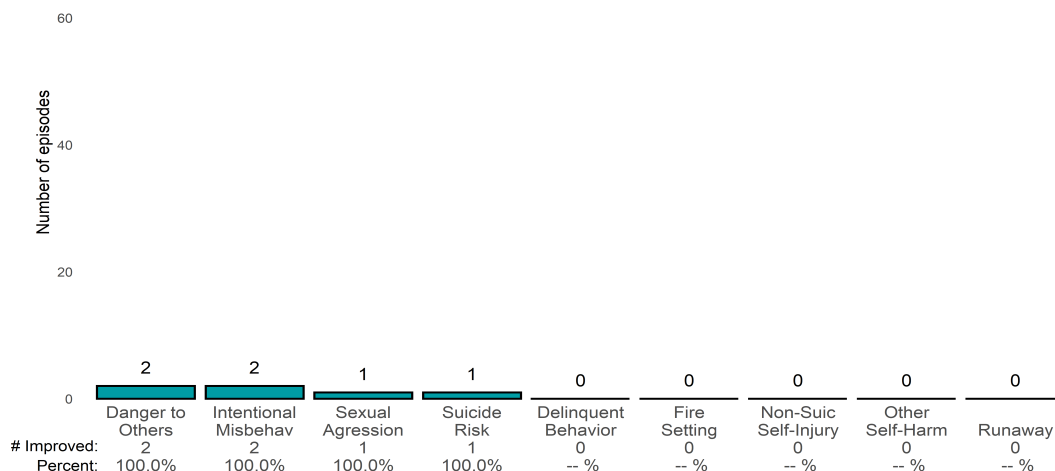
FY20-21 Q4 Performance Objective A.2a Needs Outcomes Item-Level Report

7/1/2020 - 6/30/2021

Impact on Functioning • 6 thru 20



Risk Behaviors • 6 thru 20



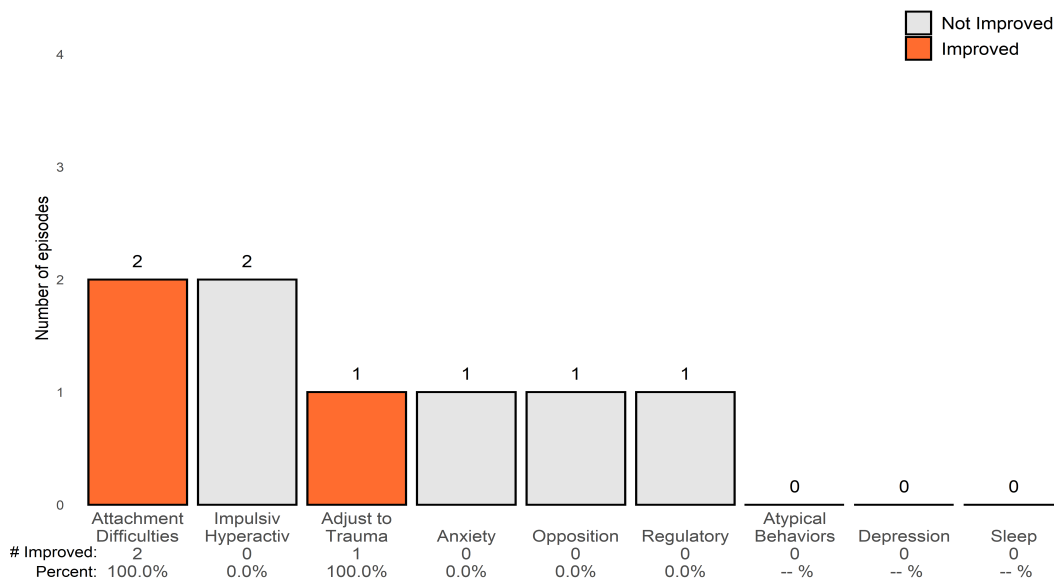
CCDC Child Dev Center (38746)

FY20-21 Q4 Performance Objective A.2a
Needs Outcomes Item-Level Report

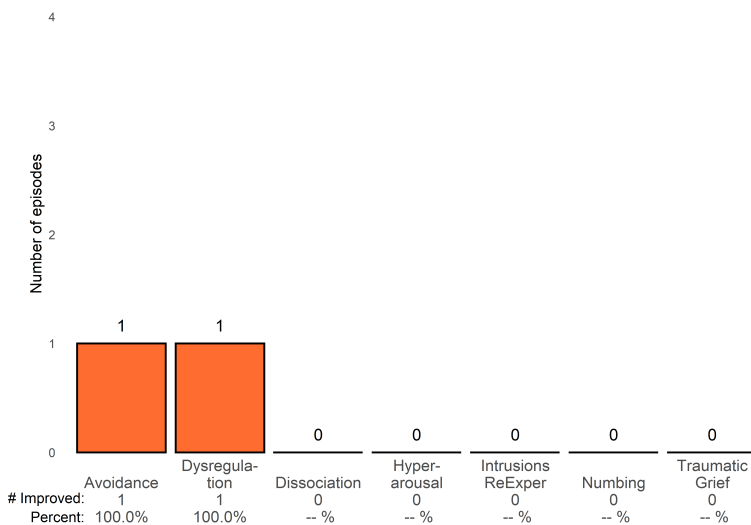
7/1/2020 - 6/30/2021

Behavioral/Emotional Needs • 0 thru 5

CANS pairs for 0 thru 5: 5



Traumatic Stress Symptoms • 0 thru 5

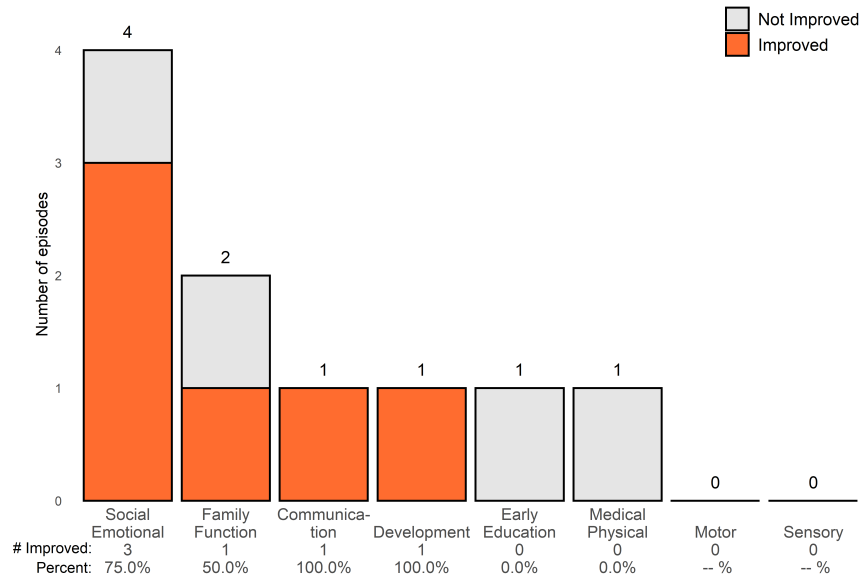


CCDC Child Dev Center (38746)


FY20-21 Q4 Performance Objective A.2a Needs Outcomes Item-Level Report

7/1/2020 - 6/30/2021

Impact on Functioning • 0 thru 5



Risk Behaviors • 0 thru 5



CJCJ Community Options for Youth (38GJ2)

FY20-21 Q4 Performance Objective A.2a Needs Outcomes Item-Level Report

7/1/2020 - 6/30/2021

The charts below display the Needs items from the CANS. The stacked columns represent the total number of episodes with an actionable rating on each item, and the number of those that improved.*

Mean number of months between CANS: 10.7 • Median number of months between CANS: 10.9

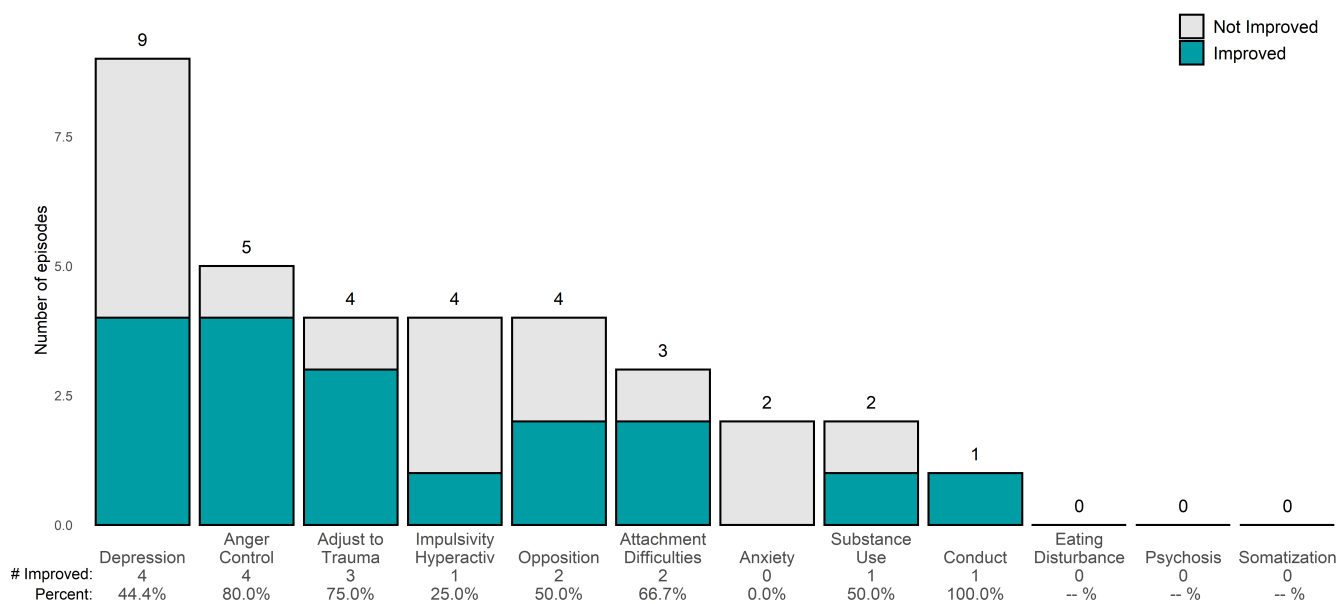
Number of CANS pairs with actionable items: 12 • Number of CANS pairs with improvement: 8

Number of CANS pairs without actionable items: 0 • Number of children/youth: 12

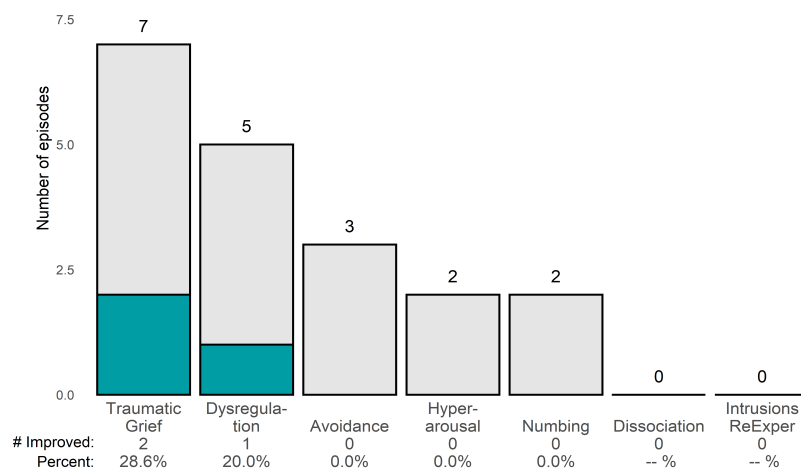
Percent of episodes improved on 50% or more of items: **66.7%**

Behavioral/Emotional Needs • 6 thru 20

CANS pairs for 6 thru 20: 12



Traumatic Stress Symptoms • 6 thru 20



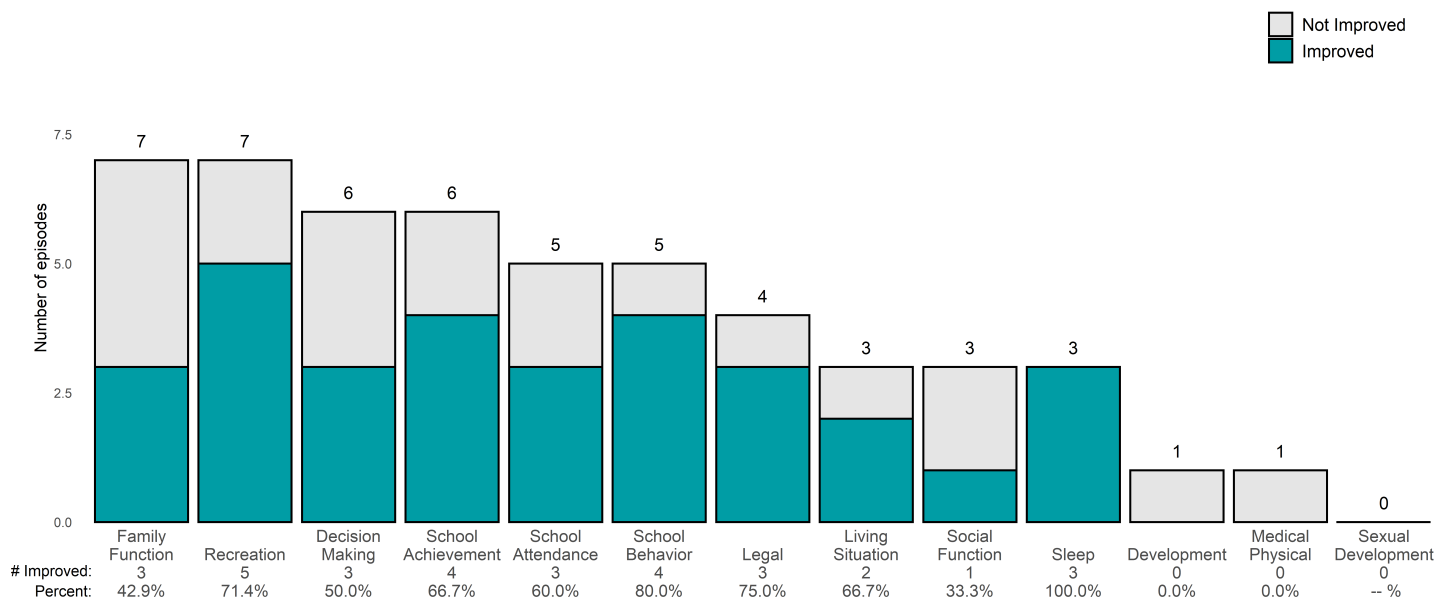
*The two most recent CANS are included for each child/youth episode, with the most recent CANS occurring during the reporting period. Only CANS with a minimum of 8 months of treatment between assessments are included. Actionable ratings are items rated as a 2 or a 3, and improvement is a decrease of 1 point or more.

CJ CJ Community Options for Youth (38GJ2)

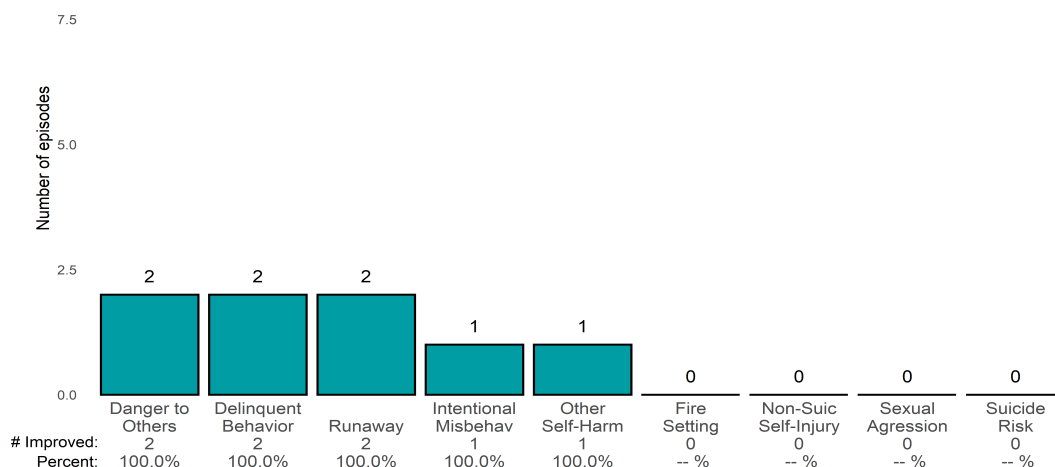
FY20-21 Q4 Performance Objective A.2a Needs Outcomes Item-Level Report

7/1/2020 - 6/30/2021

Impact on Functioning • 6 thru 20



Risk Behaviors • 6 thru 20



CYC - IHBS-EPSDT (38CY4)

FY20-21 Q4 Performance Objective A.2a Needs Outcomes Item-Level Report

7/1/2020 - 6/30/2021

The charts below display the Needs items from the CANS. The stacked columns represent the total number of episodes with an actionable rating on each item, and the number of those that improved.*

Mean number of months between CANS: 11.1 • Median number of months between CANS: 10.9

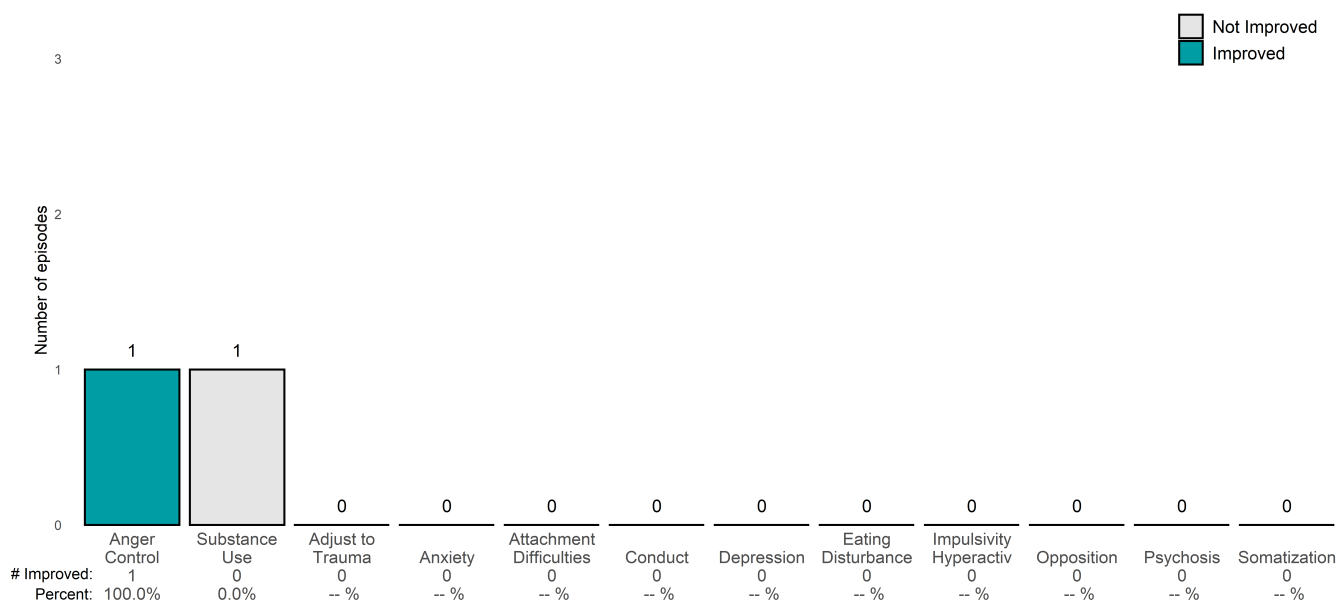
Number of CANS pairs with actionable items: 3 • Number of CANS pairs with improvement: 2

Number of CANS pairs without actionable items: 0 • Number of children/youth: 3

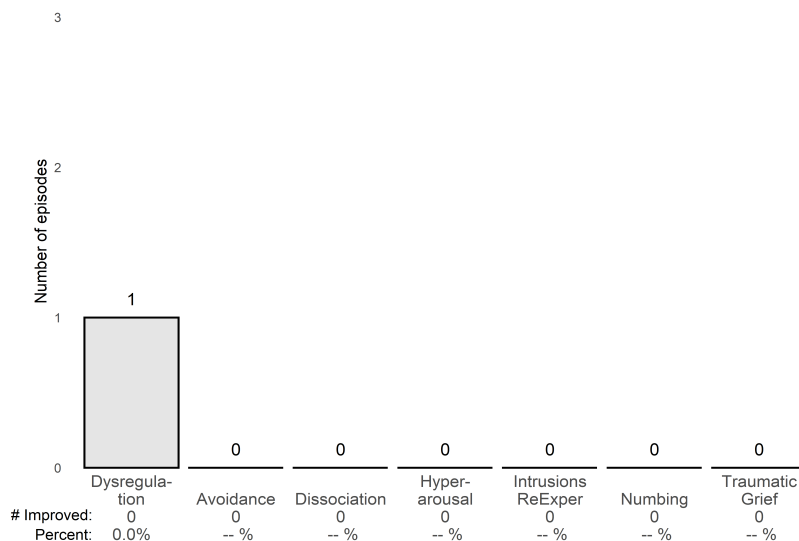
Percent of episodes improved on 50% or more of items: **66.7%**

Behavioral/Emotional Needs • 6 thru 20

CANS pairs for 6 thru 20: 3



Traumatic Stress Symptoms • 6 thru 20



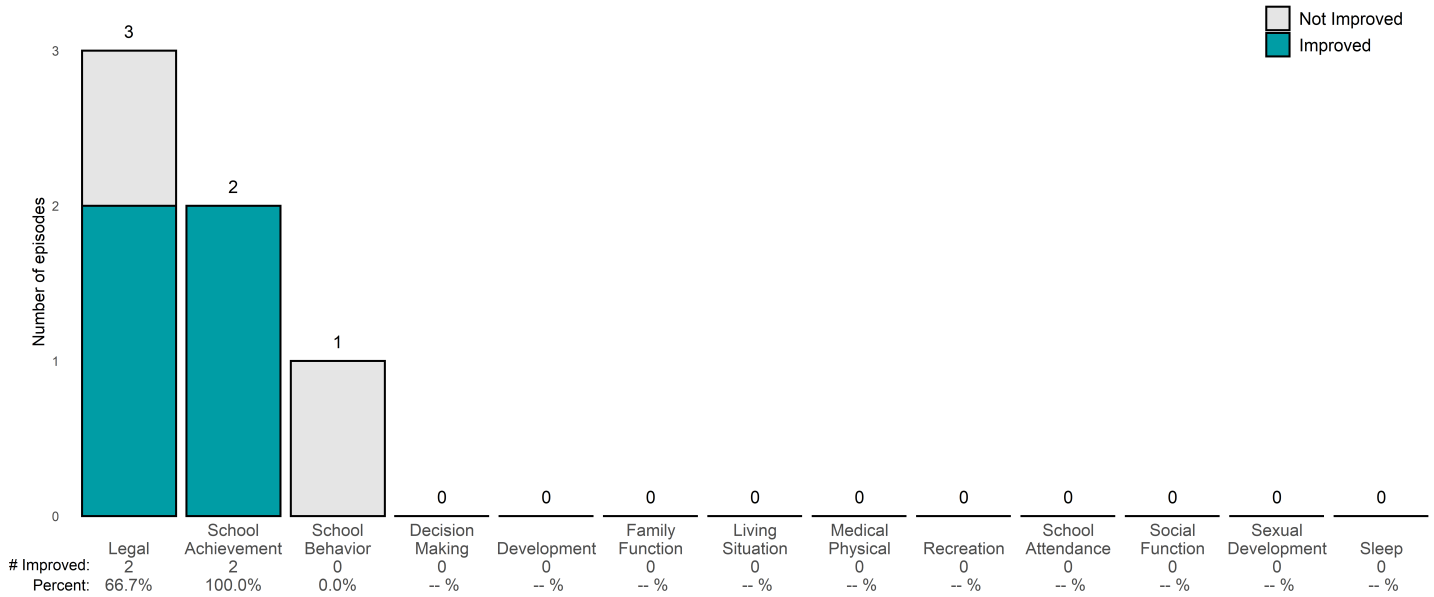
*The two most recent CANS are included for each child/youth episode, with the most recent CANS occurring during the reporting period. Only CANS with a minimum of 8 months of treatment between assessments are included. Actionable ratings are items rated as a 2 or a 3, and improvement is a decrease of 1 point or more.

CYC - IHBS-EPSDT (38CY4)

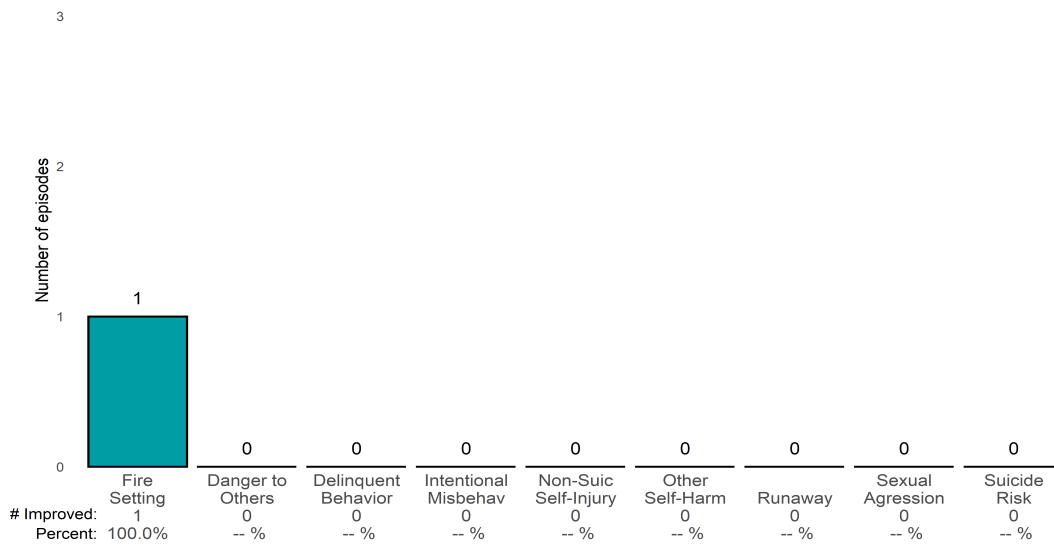
FY20-21 Q4 Performance Objective A.2a
Needs Outcomes Item-Level Report

7/1/2020 - 6/30/2021

Impact on Functioning • 6 thru 20



Risk Behaviors • 6 thru 20



Dignity Health McAuley OP (38CMOP)

FY20-21 Q4 Performance Objective A.2a Needs Outcomes Item-Level Report

7/1/2020 - 6/30/2021

The charts below display the Needs items from the CANS. The stacked columns represent the total number of episodes with an actionable rating on each item, and the number of those that improved.*

Mean number of months between CANS: 12.4 • Median number of months between CANS: 11.8

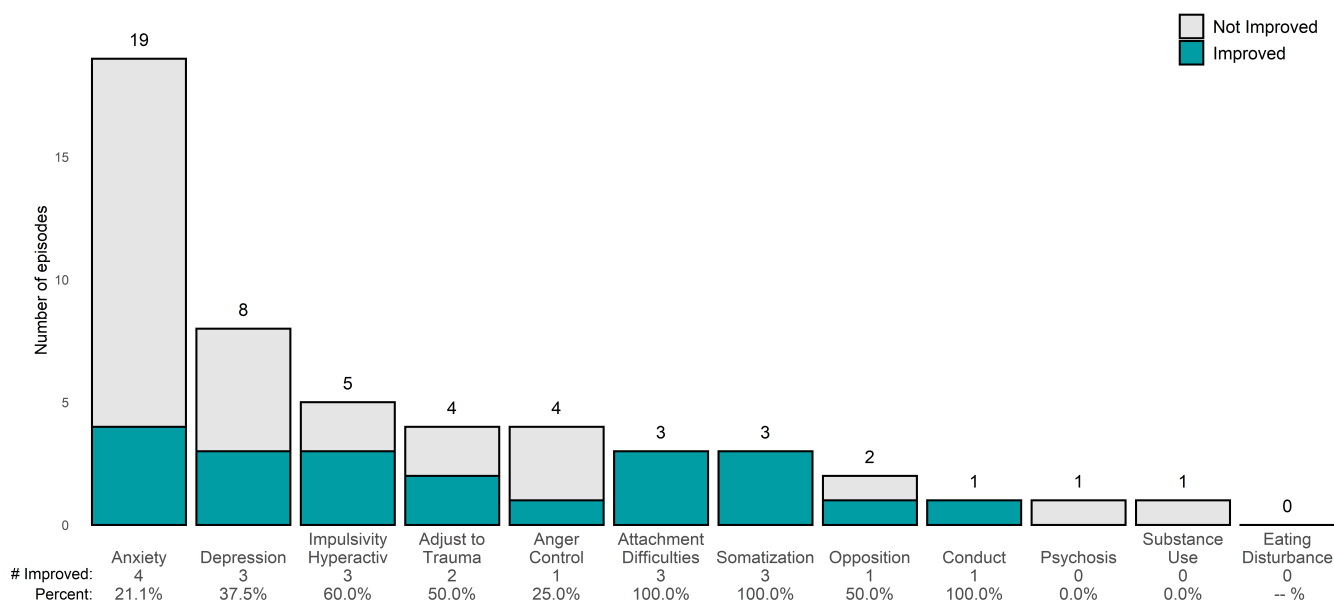
Number of CANS pairs with actionable items: 25 • Number of CANS pairs with improvement: 10

Number of CANS pairs without actionable items: 0 • Number of children/youth: 25

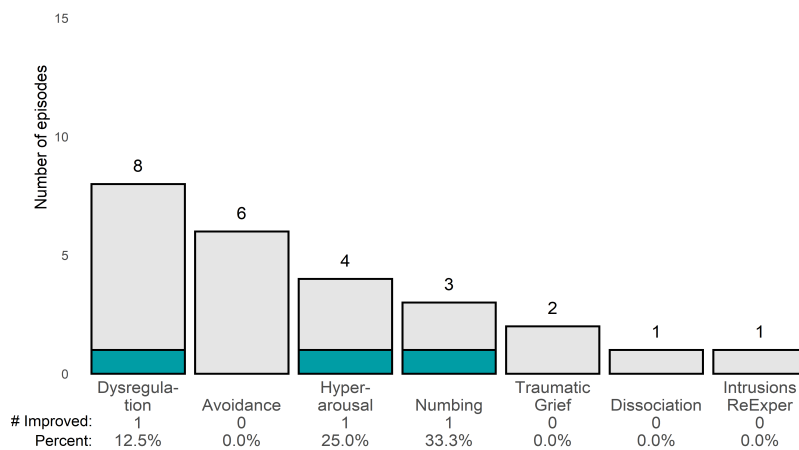
Percent of episodes improved on 50% or more of items: **40.0%**

Behavioral/Emotional Needs • 6 thru 20

CANS pairs for 6 thru 20: 25



Traumatic Stress Symptoms • 6 thru 20



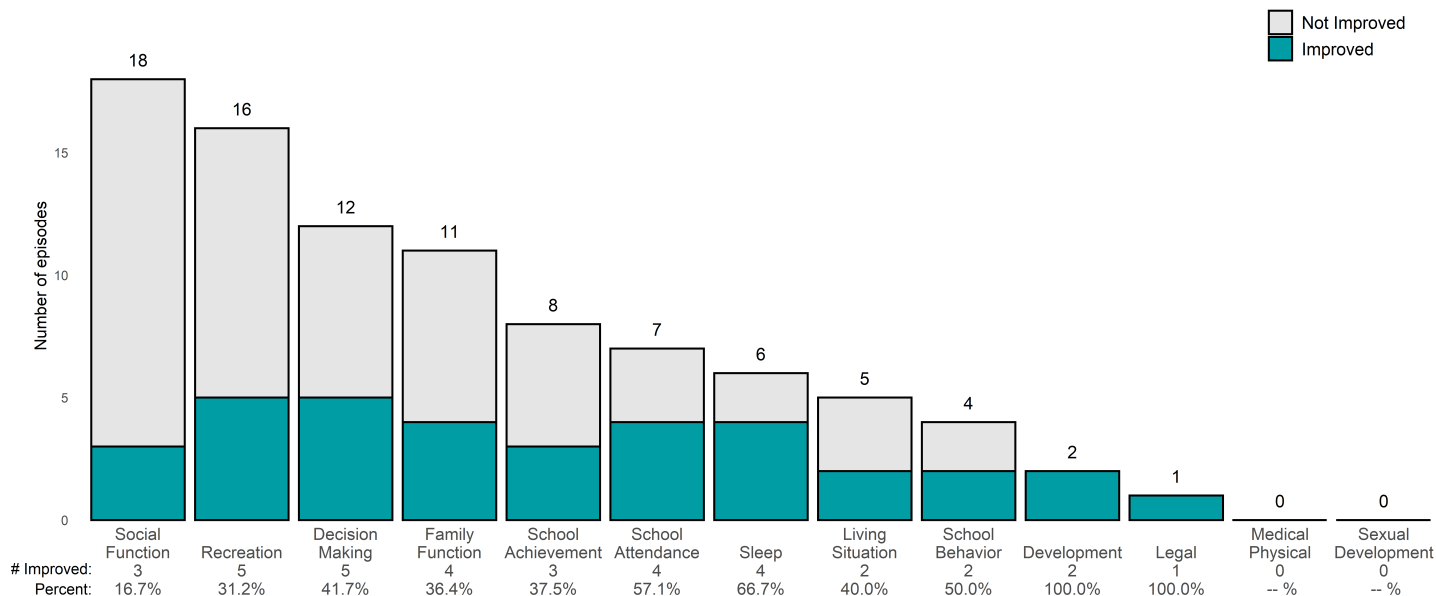
*The two most recent CANS are included for each child/youth episode, with the most recent CANS occurring during the reporting period. Only CANS with a minimum of 8 months of treatment between assessments are included. Actionable ratings are items rated as a 2 or a 3, and improvement is a decrease of 1 point or more.

Dignity Health McAuley OP (38CMOP)

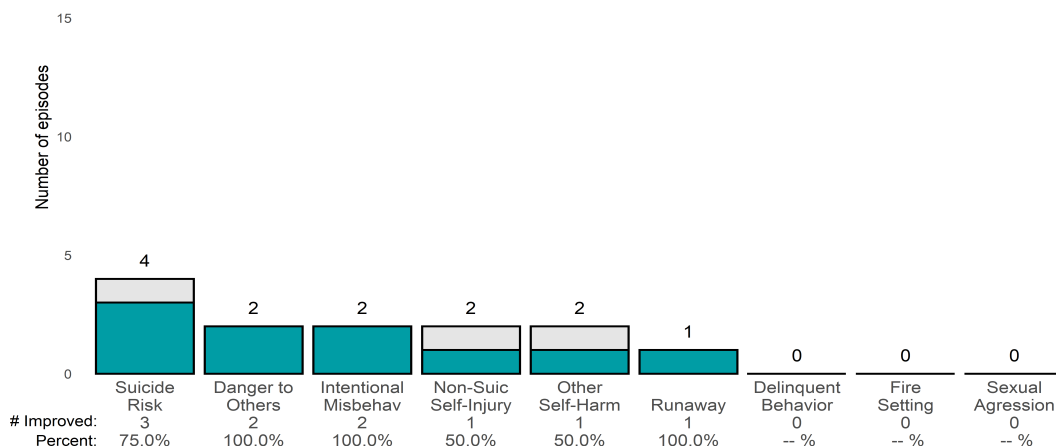
FY20-21 Q4 Performance Objective A.2a Needs Outcomes Item-Level Report

7/1/2020 - 6/30/2021

Impact on Functioning • 6 thru 20



Risk Behaviors • 6 thru 20



Edgewood Children's Outpatient (88580P)

FY20-21 Q4 Performance Objective A.2a Needs Outcomes Item-Level Report

7/1/2020 - 6/30/2021

The charts below display the Needs items from the CANS. The stacked columns represent the total number of episodes with an actionable rating on each item, and the number of those that improved.*

Mean number of months between CANS: 10.5 • Median number of months between CANS: 10.5

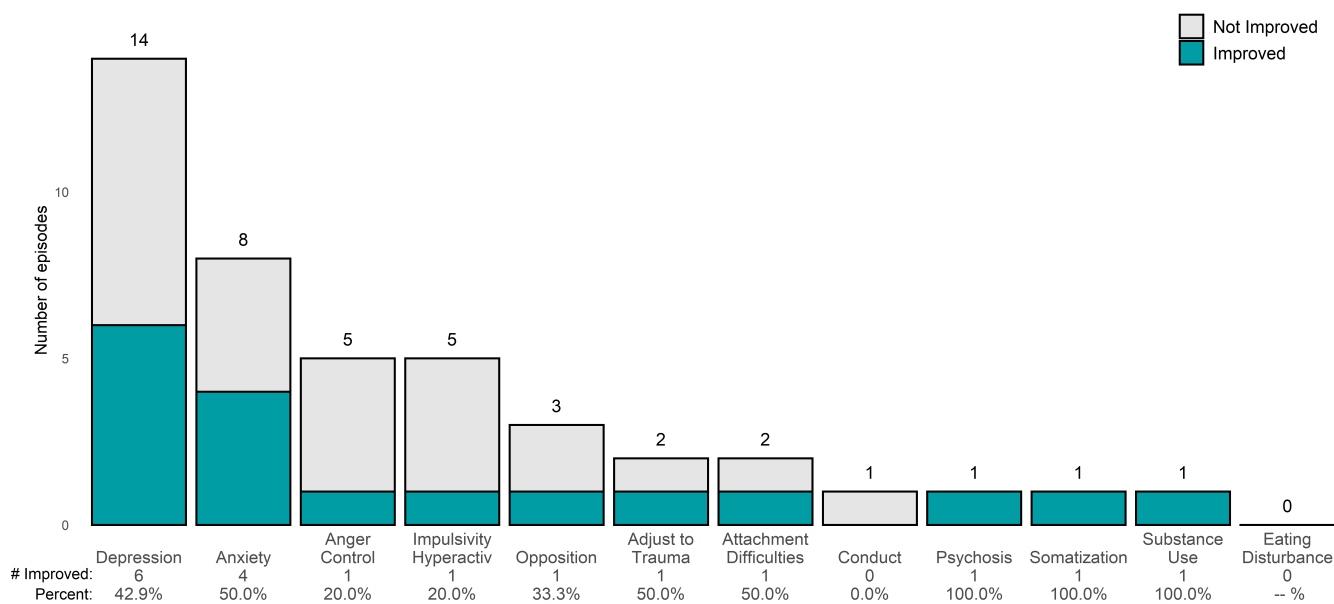
Number of CANS pairs with actionable items: 21 • Number of CANS pairs with improvement: 6

Number of CANS pairs without actionable items: 0 • Number of children/youth: 21

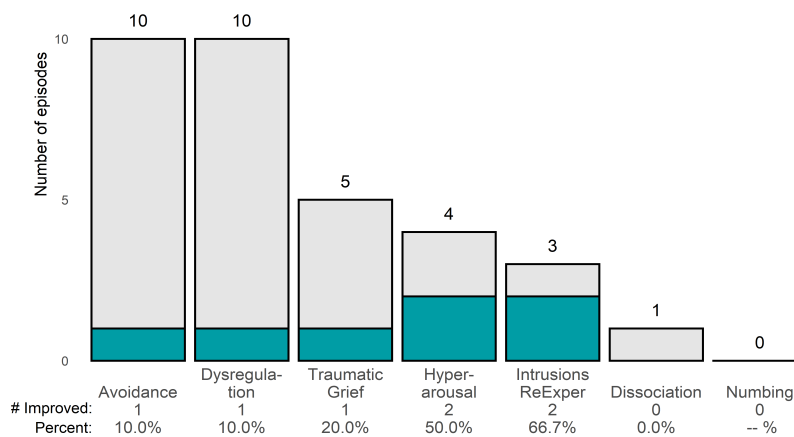
Percent of episodes improved on 50% or more of items: **28.6%**

Behavioral/Emotional Needs • 6 thru 20

CANS pairs for 6 thru 20: 21



Traumatic Stress Symptoms • 6 thru 20



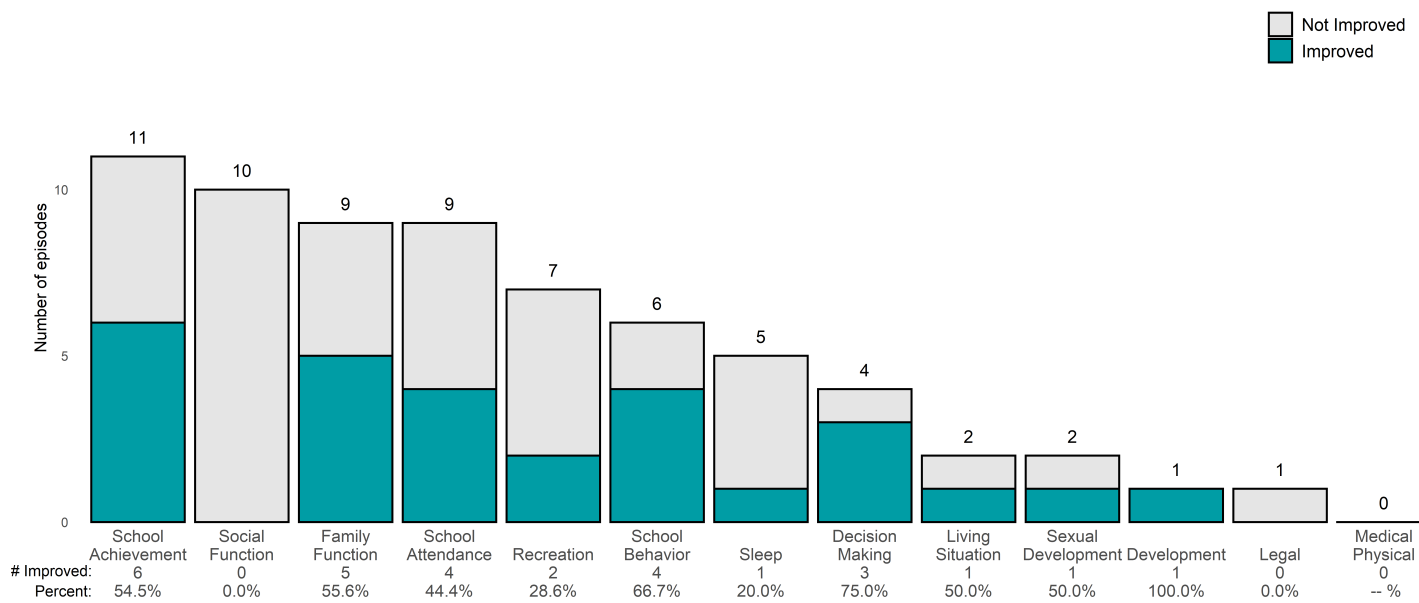
*The two most recent CANS are included for each child/youth episode, with the most recent CANS occurring during the reporting period. Only CANS with a minimum of 8 months of treatment between assessments are included. Actionable ratings are items rated as a 2 or a 3, and improvement is a decrease of 1 point or more.

Edgewood Children's Outpatient (8858OP)

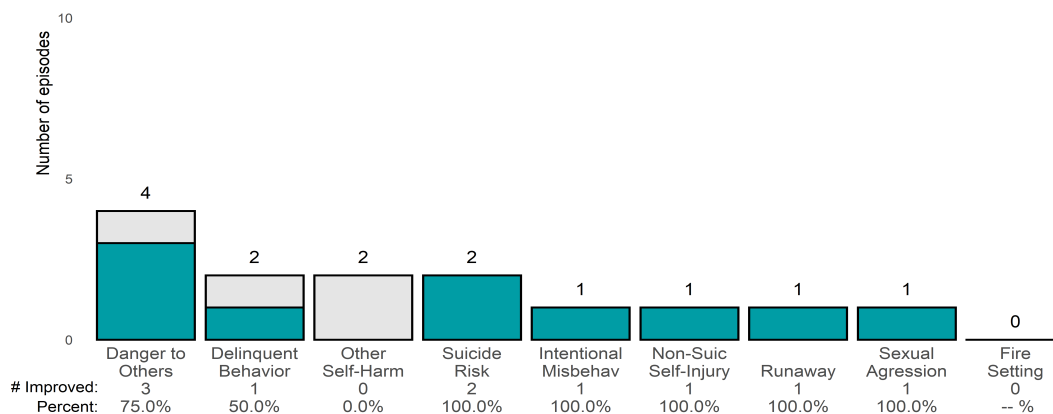
FY20-21 Q4 Performance Objective A.2a Needs Outcomes Item-Level Report

7/1/2020 - 6/30/2021

Impact on Functioning • 6 thru 20



Risk Behaviors • 6 thru 20



Edgewood EPSDT School-Based (885814)

FY20-21 Q4 Performance Objective A.2a Needs Outcomes Item-Level Report

7/1/2020 - 6/30/2021

The charts below display the Needs items from the CANS. The stacked columns represent the total number of episodes with an actionable rating on each item, and the number of those that improved.*

Mean number of months between CANS: 11.8 • Median number of months between CANS: 12.0

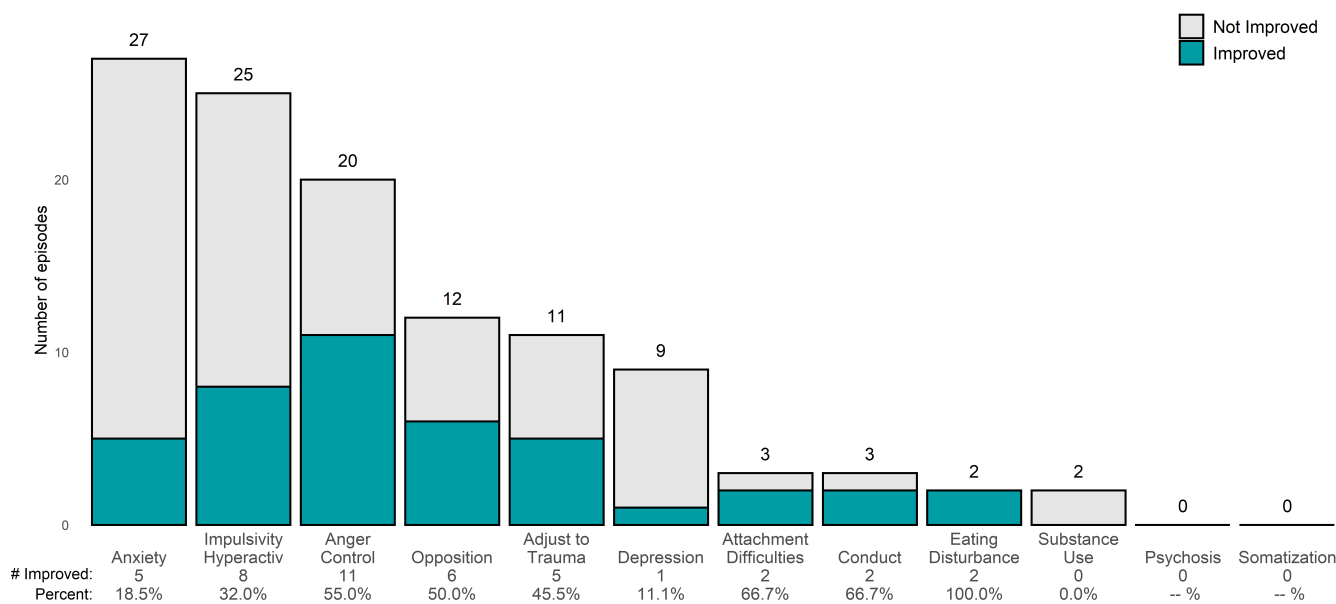
Number of CANS pairs with actionable items: 69 • Number of CANS pairs with improvement: 29

Number of CANS pairs without actionable items: 8 • Number of children/youth: 77

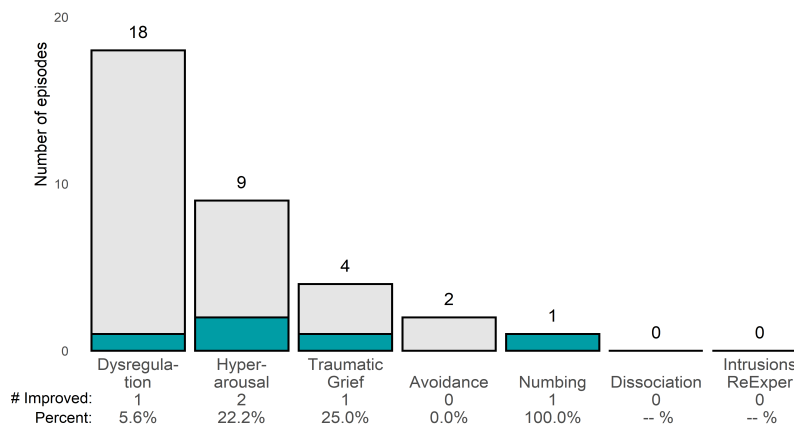
Percent of episodes improved on 50% or more of items: **42.0%**

Behavioral/Emotional Needs • 6 thru 20

CANS pairs for 6 thru 20: 69



Traumatic Stress Symptoms • 6 thru 20



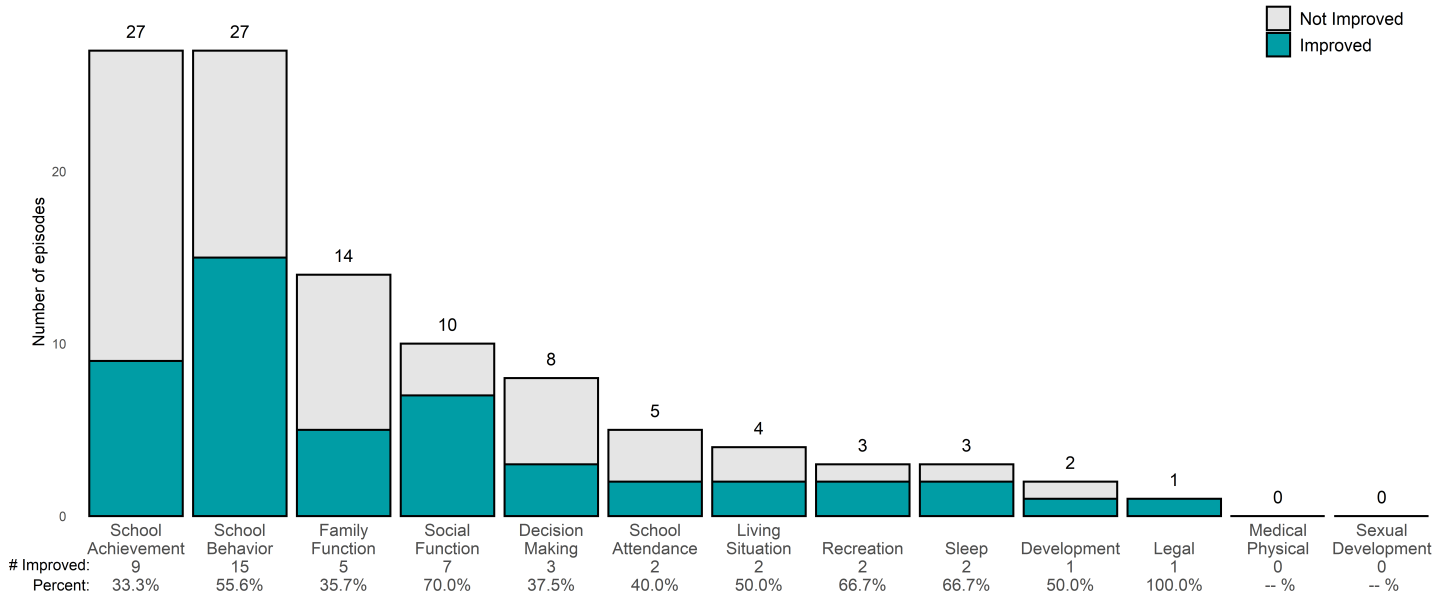
*The two most recent CANS are included for each child/youth episode, with the most recent CANS occurring during the reporting period. Only CANS with a minimum of 8 months of treatment between assessments are included. Actionable ratings are items rated as a 2 or a 3, and improvement is a decrease of 1 point or more.

Edgewood EPSDT School-Based (885814)

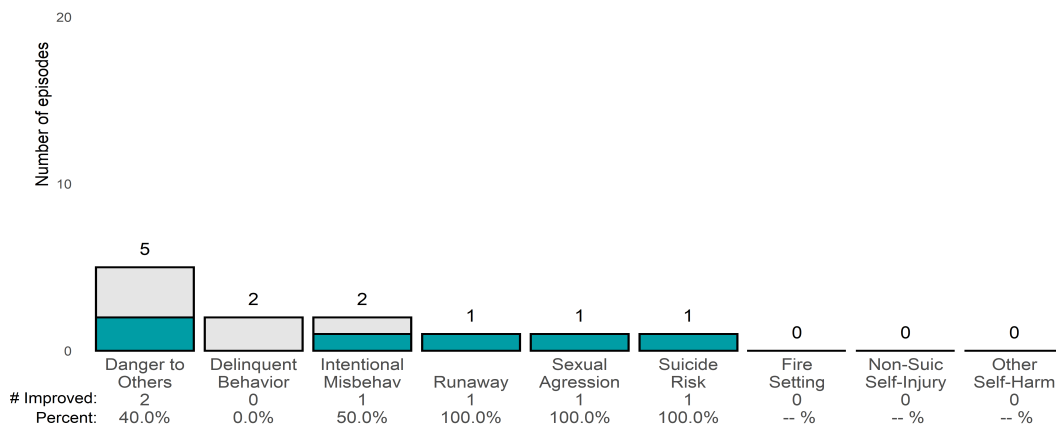
FY20-21 Q4 Performance Objective A.2a Needs Outcomes Item-Level Report

7/1/2020 - 6/30/2021

Impact on Functioning • 6 thru 20



Risk Behaviors • 6 thru 20



Edgewood Wrap (SB163) (885819)

FY20-21 Q4 Performance Objective A.2a Needs Outcomes Item-Level Report

7/1/2020 - 6/30/2021

The charts below display the Needs items from the CANS. The stacked columns represent the total number of episodes with an actionable rating on each item, and the number of those that improved.*

Mean number of months between CANS: 11.0 • Median number of months between CANS: 11.4

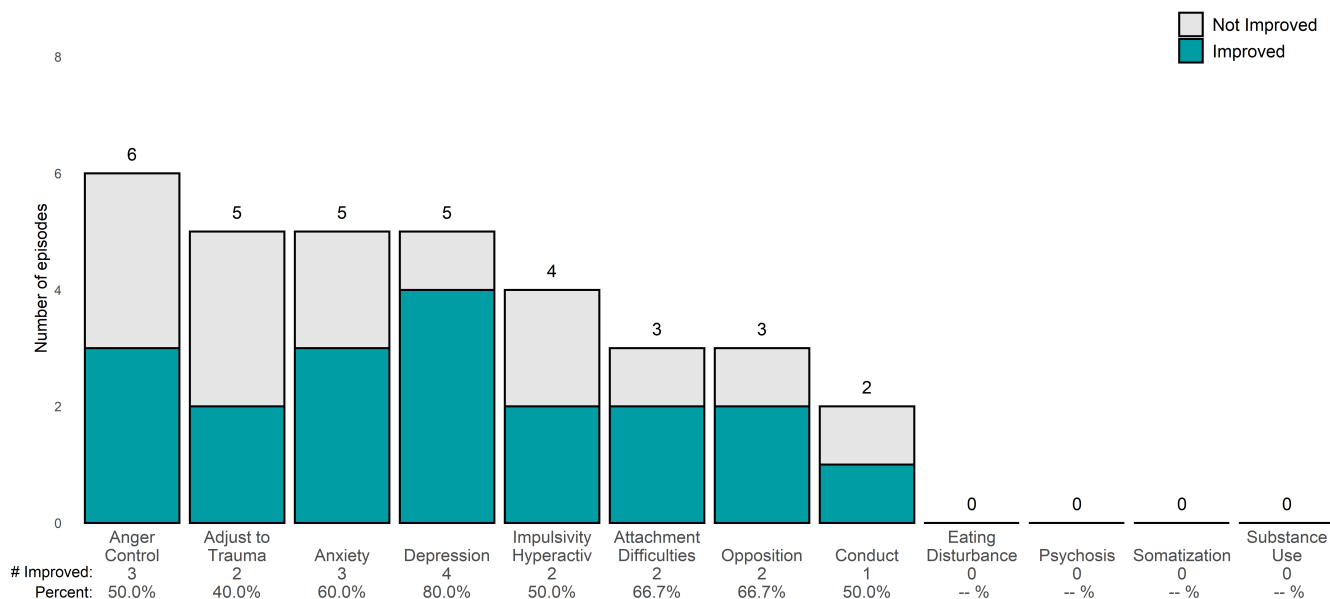
Number of CANS pairs with actionable items: 10 • Number of CANS pairs with improvement: 6

Number of CANS pairs without actionable items: 0 • Number of children/youth: 10

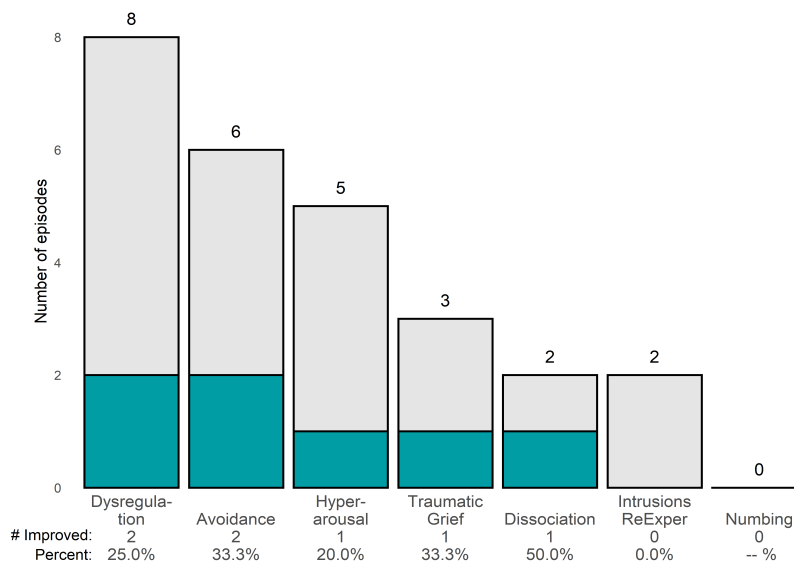
Percent of episodes improved on 50% or more of items: **60.0%**

Behavioral/Emotional Needs • 6 thru 20

CANS pairs for 6 thru 20: 10



Traumatic Stress Symptoms • 6 thru 20



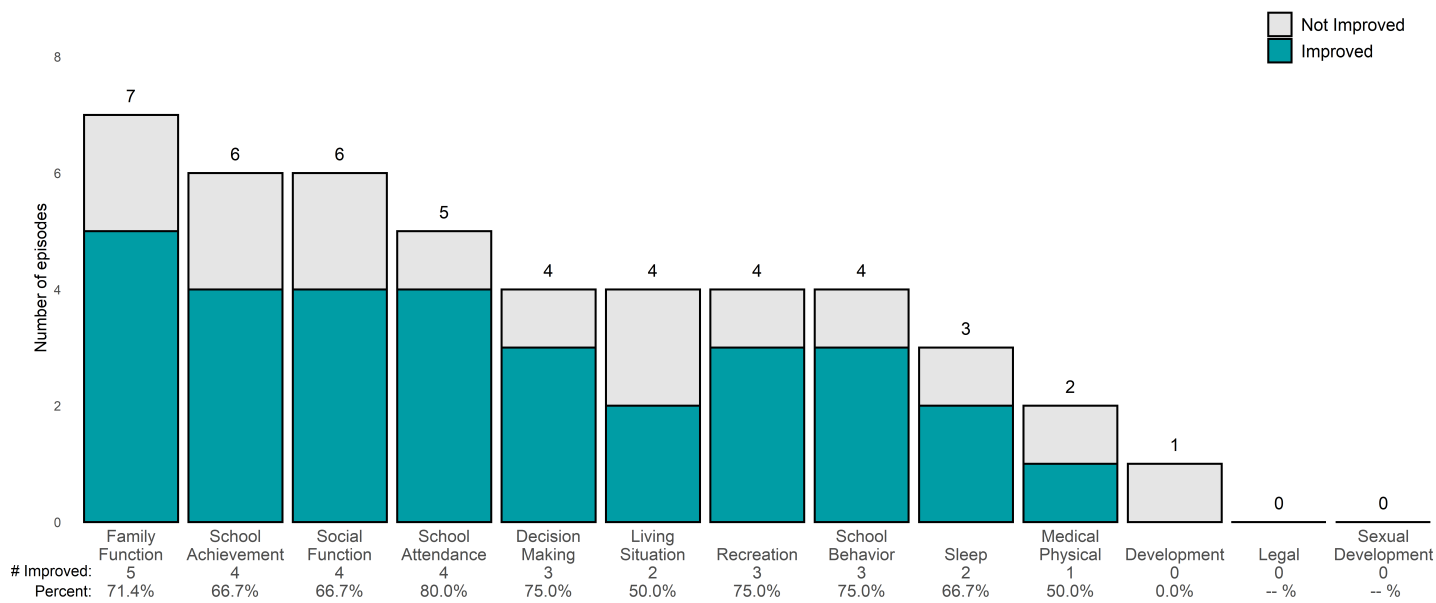
*The two most recent CANS are included for each child/youth episode, with the most recent CANS occurring during the reporting period. Only CANS with a minimum of 8 months of treatment between assessments are included. Actionable ratings are items rated as a 2 or a 3, and improvement is a decrease of 1 point or more.

Edgewood Wrap (SB163) (885819)

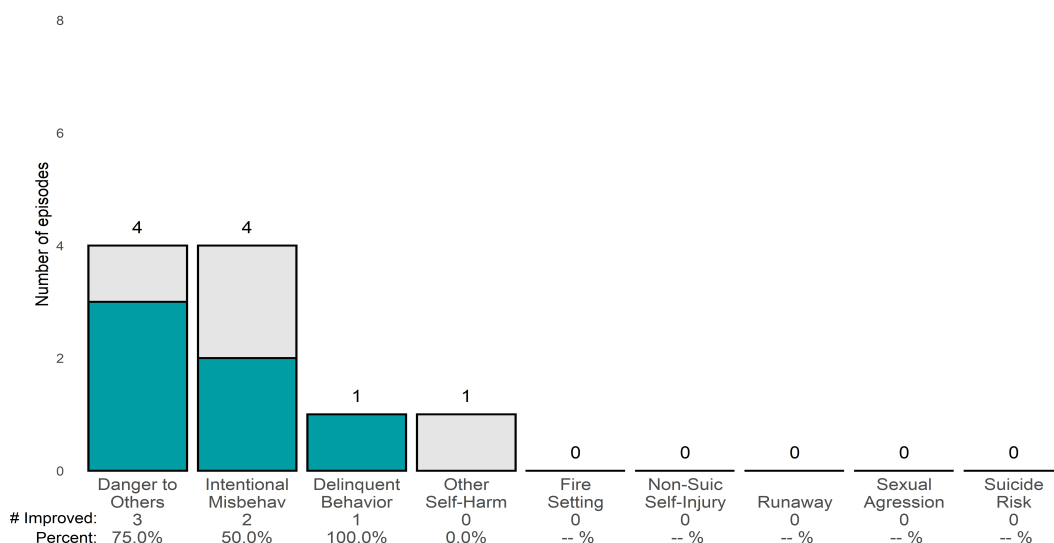
FY20-21 Q4 Performance Objective A.2a Needs Outcomes Item-Level Report

7/1/2020 - 6/30/2021

Impact on Functioning • 6 thru 20



Risk Behaviors • 6 thru 20



EPSDT - Mental Health Service OP (38CY3)

FY20-21 Q4 Performance Objective A.2a Needs Outcomes Item-Level Report

7/1/2020 - 6/30/2021

The charts below display the Needs items from the CANS. The stacked columns represent the total number of episodes with an actionable rating on each item, and the number of those that improved.*

Mean number of months between CANS: 11.5 • Median number of months between CANS: 11.4

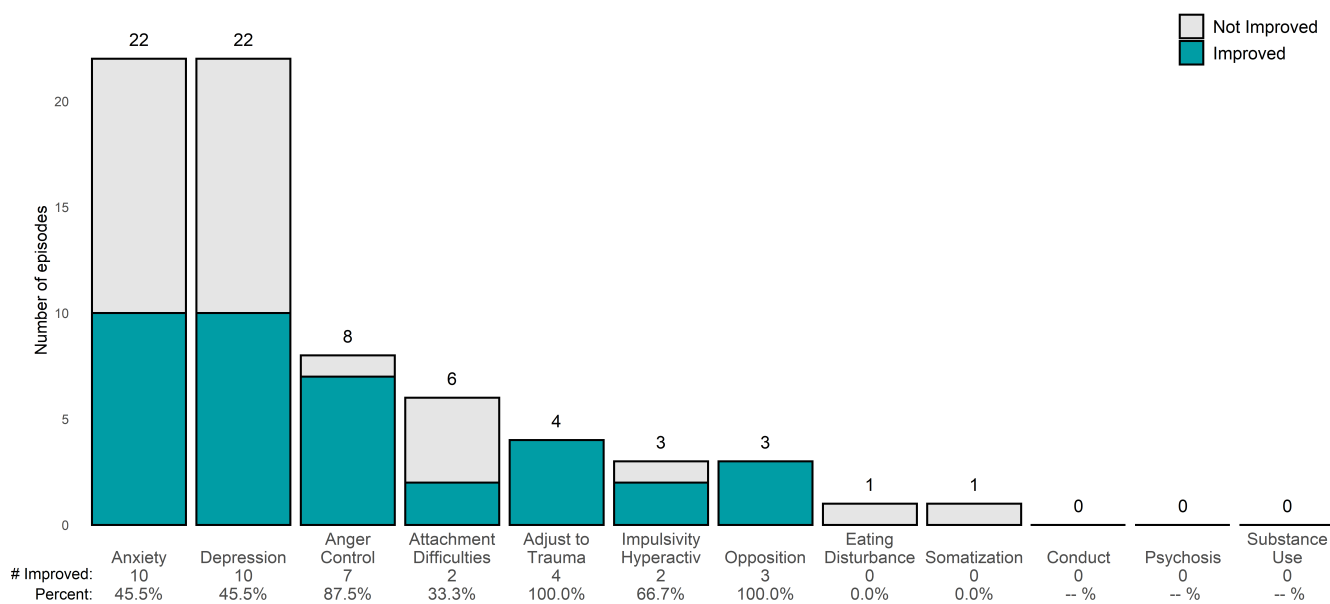
Number of CANS pairs with actionable items: 38 • Number of CANS pairs with improvement: 22

Number of CANS pairs without actionable items: 3 • Number of children/youth: 41

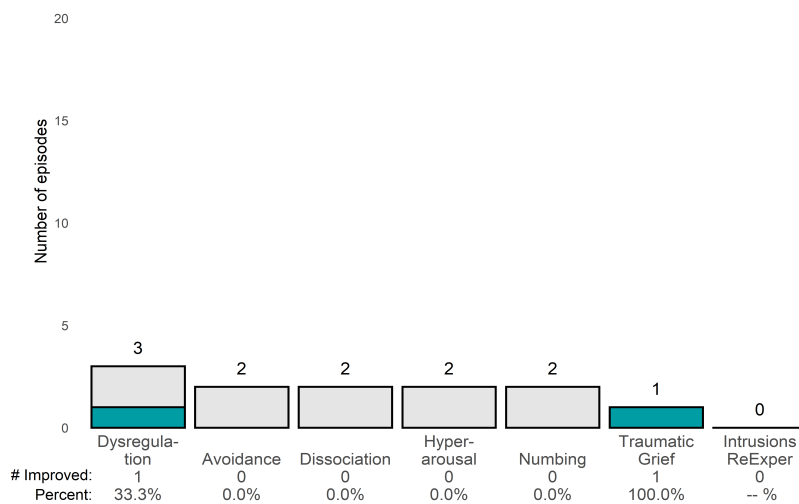
Percent of episodes improved on 50% or more of items: **57.9%**

Behavioral/Emotional Needs • 6 thru 20

CANS pairs for 6 thru 20: 38



Traumatic Stress Symptoms • 6 thru 20



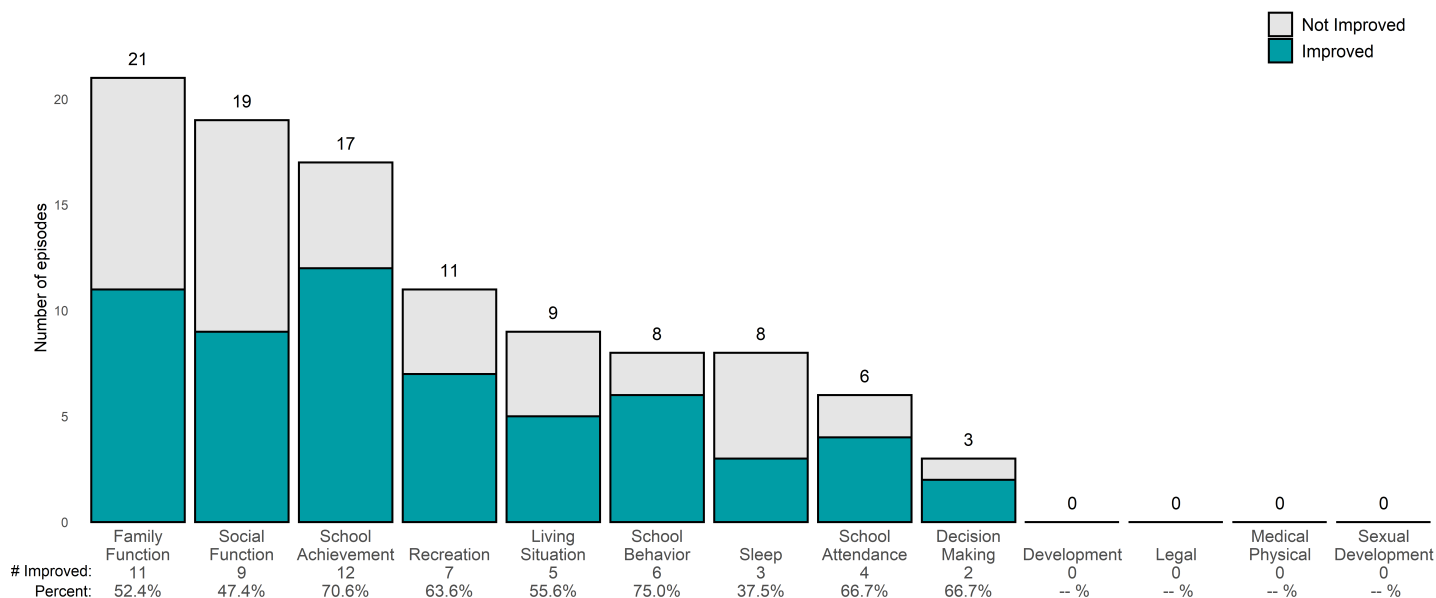
*The two most recent CANS are included for each child/youth episode, with the most recent CANS occurring during the reporting period. Only CANS with a minimum of 8 months of treatment between assessments are included. Actionable ratings are items rated as a 2 or a 3, and improvement is a decrease of 1 point or more.

EPSDT - Mental Health Service OP (38CY3)

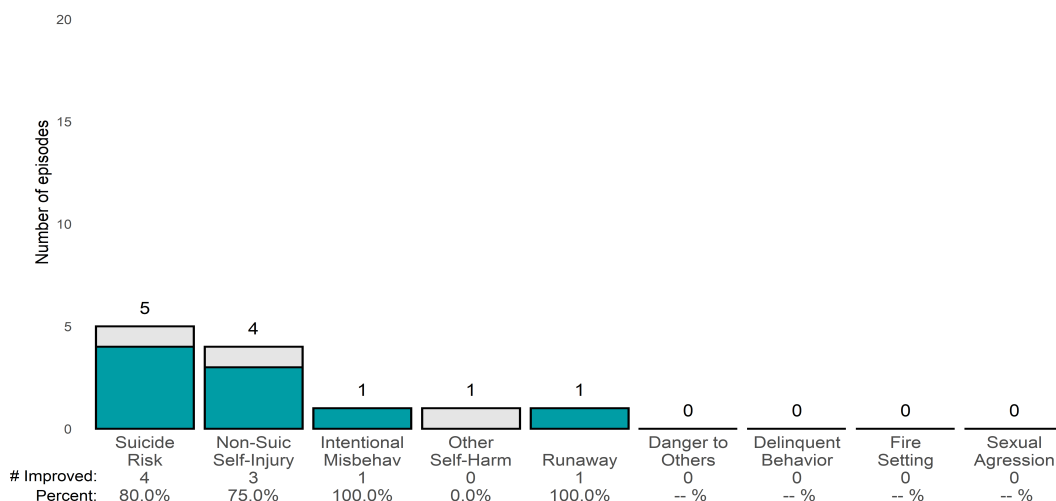
FY20-21 Q4 Performance Objective A.2a Needs Outcomes Item-Level Report

7/1/2020 - 6/30/2021

Impact on Functioning • 6 thru 20



Risk Behaviors • 6 thru 20



FMP BV (8957OP)

FY20-21 Q4 Performance Objective A.2a Needs Outcomes Item-Level Report

7/1/2020 - 6/30/2021

The charts below display the Needs items from the CANS. The stacked columns represent the total number of episodes with an actionable rating on each item, and the number of those that improved.*

Mean number of months between CANS: 11.0 • Median number of months between CANS: 11.3

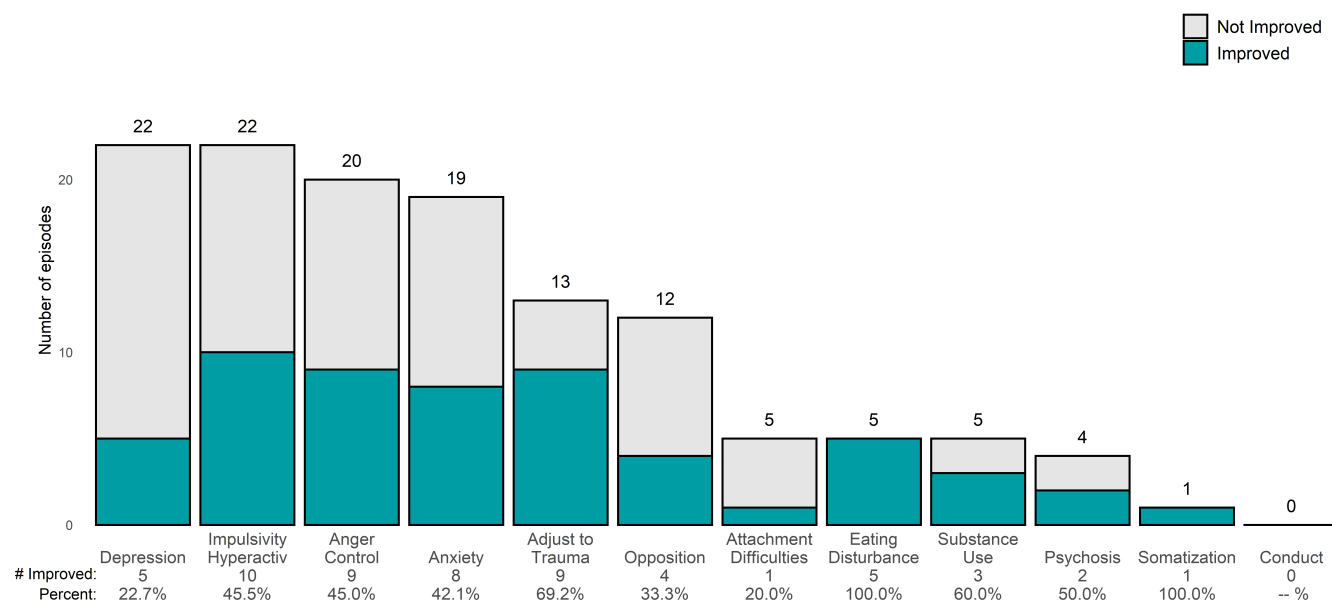
Number of CANS pairs with actionable items: 47 • Number of CANS pairs with improvement: 24

Number of CANS pairs without actionable items: 1 • Number of children/youth: 48

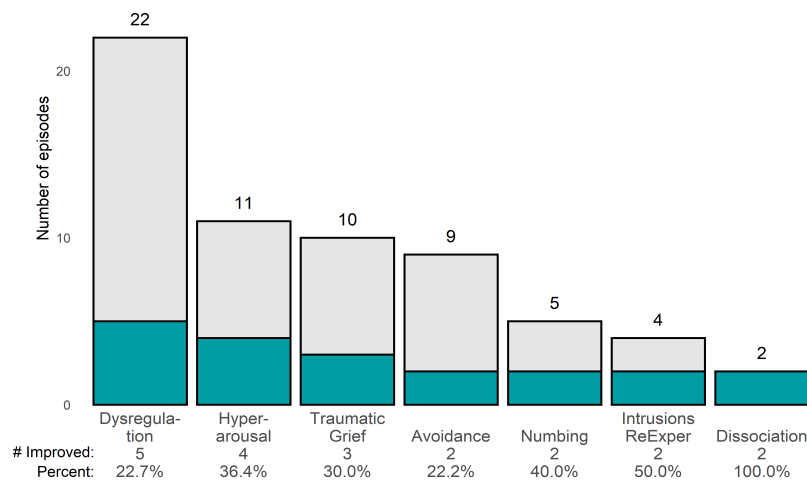
Percent of episodes improved on 50% or more of items: **51.1%**

Behavioral/Emotional Needs • 6 thru 20

CANS pairs for 6 thru 20: 47



Traumatic Stress Symptoms • 6 thru 20



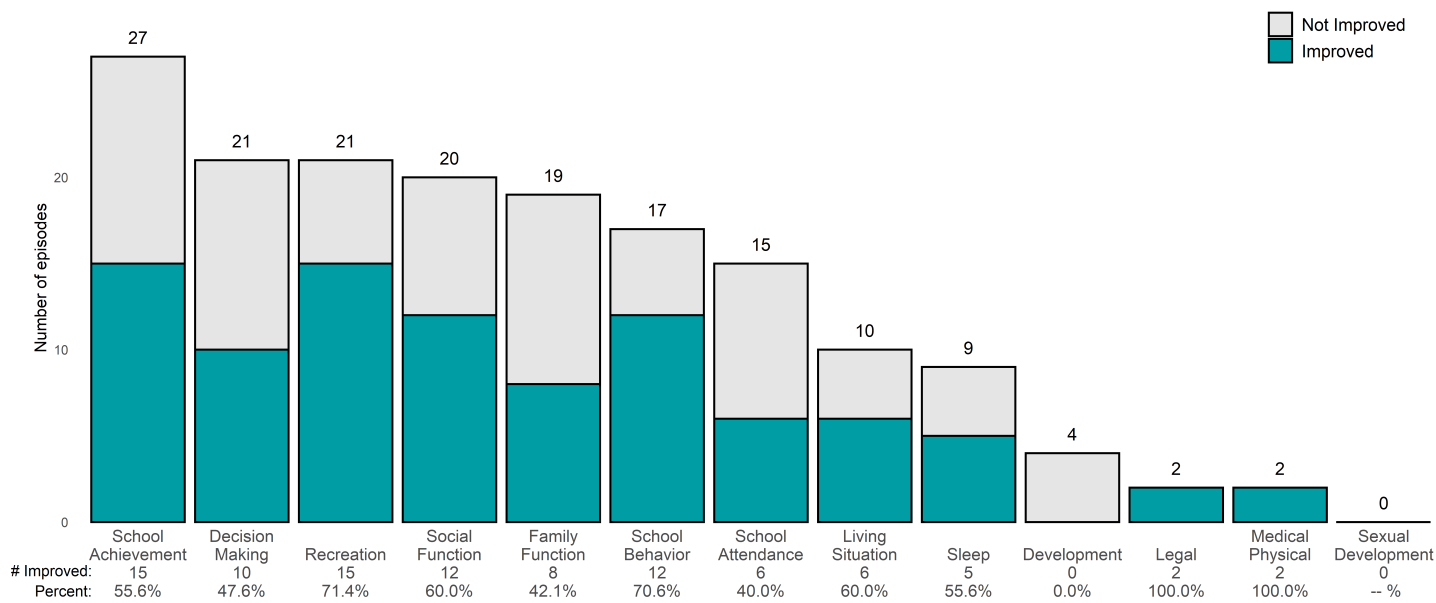
*The two most recent CANS are included for each child/youth episode, with the most recent CANS occurring during the reporting period. Only CANS with a minimum of 8 months of treatment between assessments are included. Actionable ratings are items rated as a 2 or a 3, and improvement is a decrease of 1 point or more.

FMP BV (8957OP)

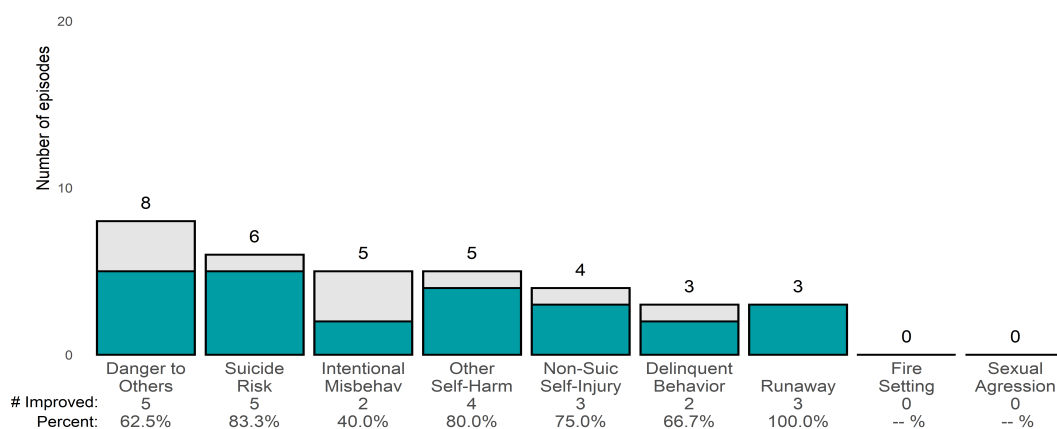
FY20-21 Q4 Performance Objective A.2a Needs Outcomes Item-Level Report

7/1/2020 - 6/30/2021

Impact on Functioning • 6 thru 20



Risk Behaviors • 6 thru 20



FMP Psych Services IBHS CCM (8957VP)

FY20-21 Q4 Performance Objective A.2a Needs Outcomes Item-Level Report

7/1/2020 - 6/30/2021

The charts below display the Needs items from the CANS. The stacked columns represent the total number of episodes with an actionable rating on each item, and the number of those that improved.*

Mean number of months between CANS: 14.4 • Median number of months between CANS: 14.4

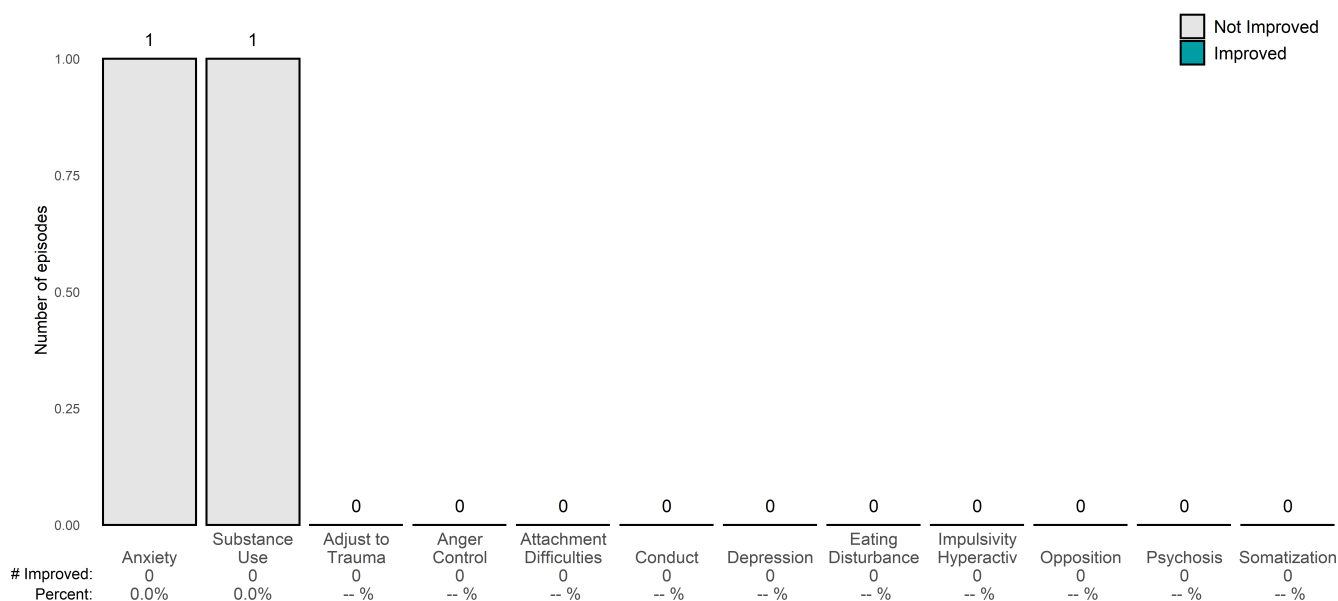
Number of CANS pairs with actionable items: 1 • Number of CANS pairs with improvement: 1

Number of CANS pairs without actionable items: 0 • Number of children/youth: 1

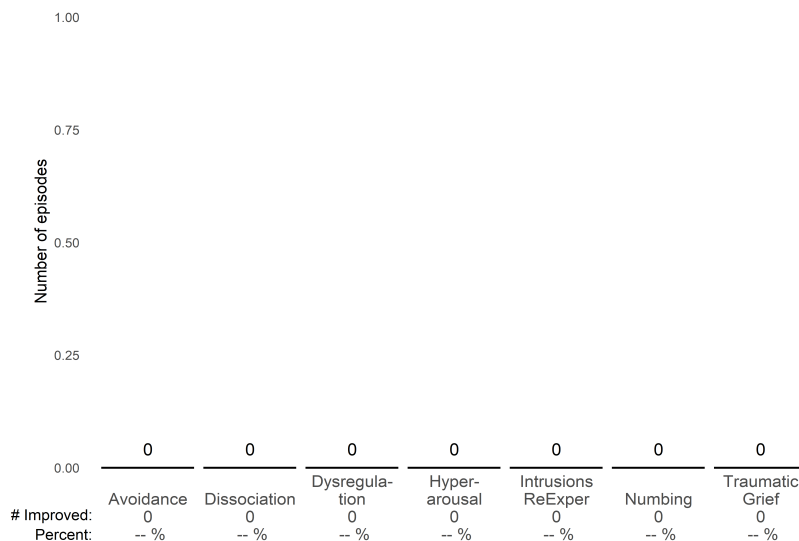
Percent of episodes improved on 50% or more of items: **100.0%**

Behavioral/Emotional Needs • 6 thru 20

CANS pairs for 6 thru 20: 1



Traumatic Stress Symptoms • 6 thru 20



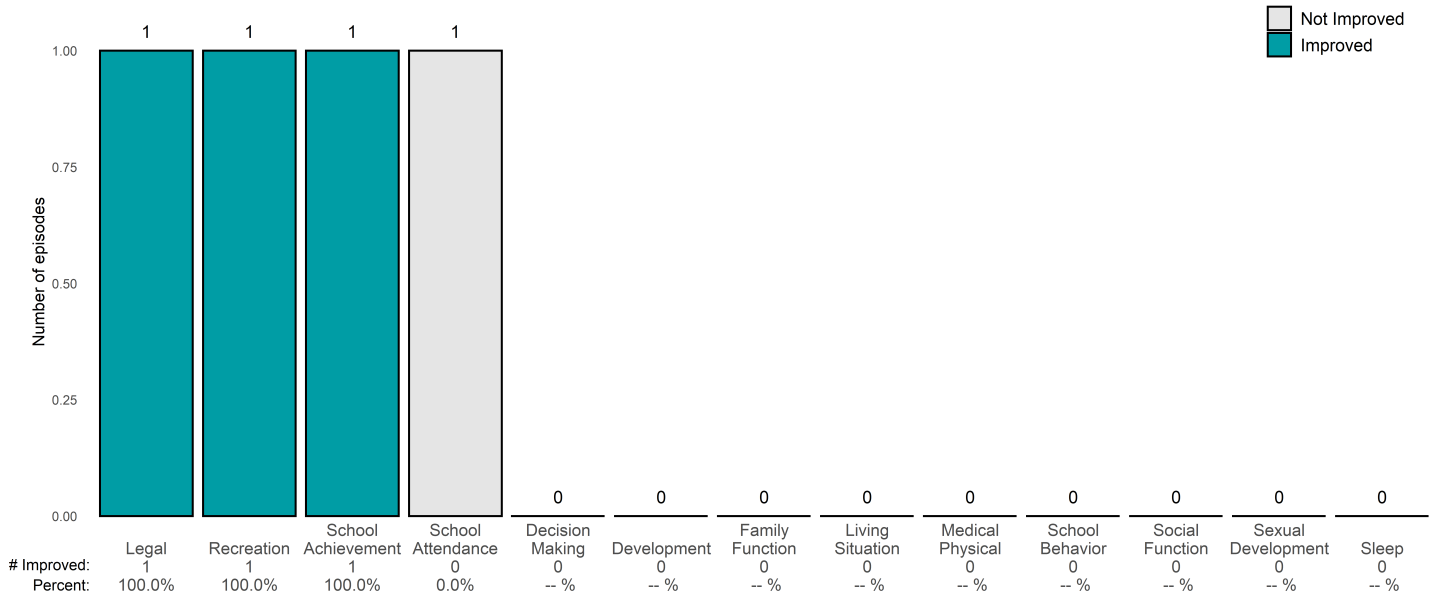
*The two most recent CANS are included for each child/youth episode, with the most recent CANS occurring during the reporting period. Only CANS with a minimum of 8 months of treatment between assessments are included. Actionable ratings are items rated as a 2 or a 3, and improvement is a decrease of 1 point or more.

FMP Psych Services IBHS CCM (8957VP)

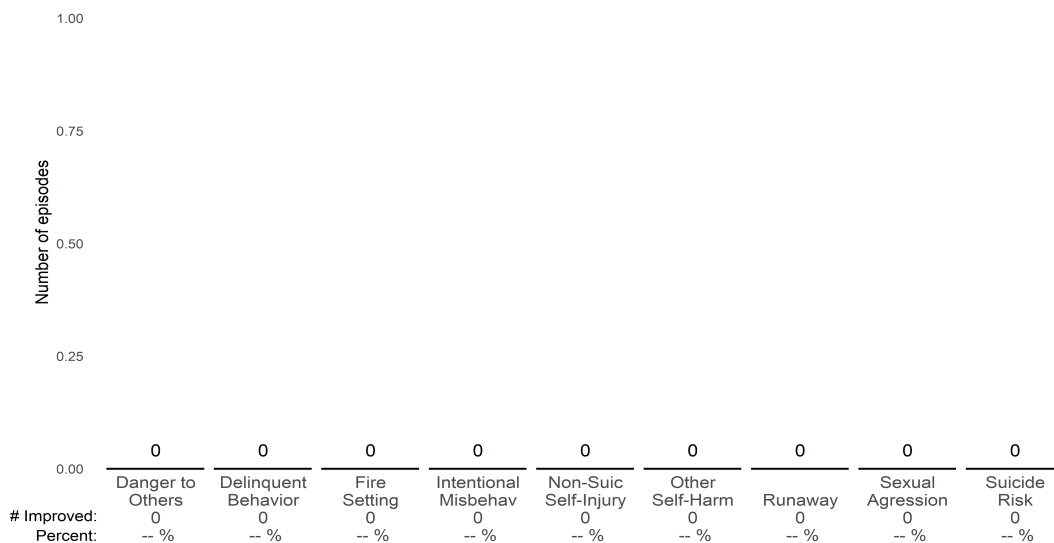
FY20-21 Q4 Performance Objective A.2a Needs Outcomes Item-Level Report

7/1/2020 - 6/30/2021

Impact on Functioning • 6 thru 20



Risk Behaviors • 6 thru 20



Foster Care MH Outpatient (89973)

FY20-21 Q4 Performance Objective A.2a Needs Outcomes Item-Level Report

7/1/2020 - 6/30/2021

The charts below display the Needs items from the CANS. The stacked columns represent the total number of episodes with an actionable rating on each item, and the number of those that improved.*

Mean number of months between CANS: 11.4 • Median number of months between CANS: 11.3

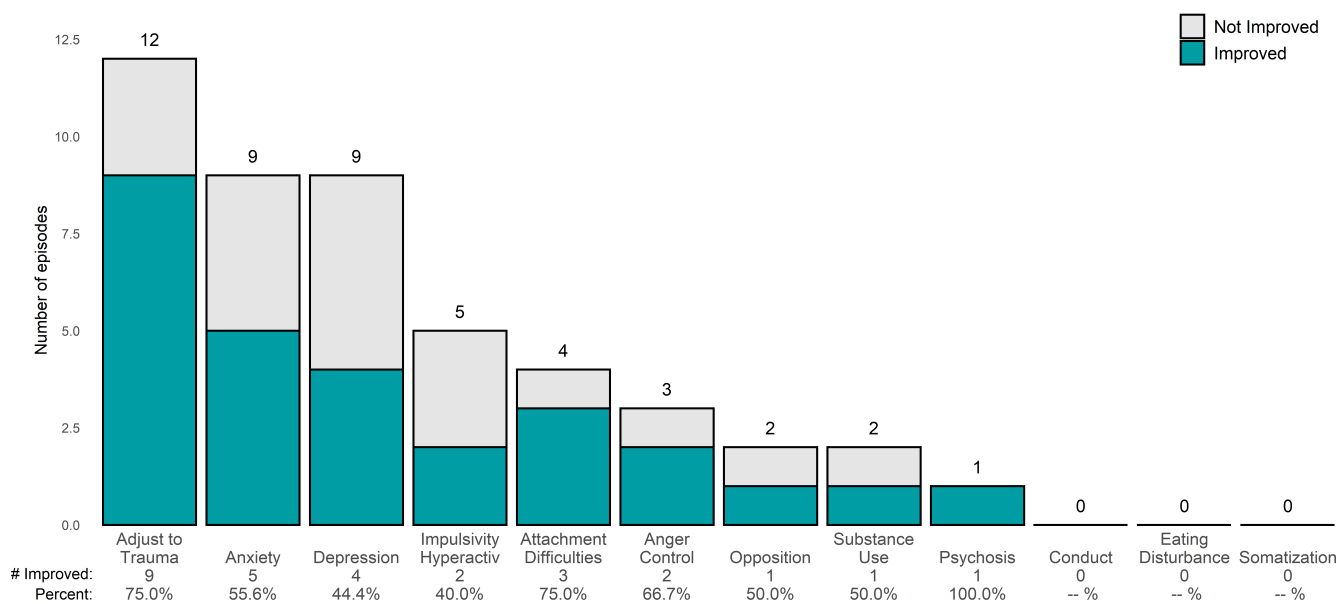
Number of CANS pairs with actionable items: 21 • Number of CANS pairs with improvement: 17

Number of CANS pairs without actionable items: 1 • Number of children/youth: 22

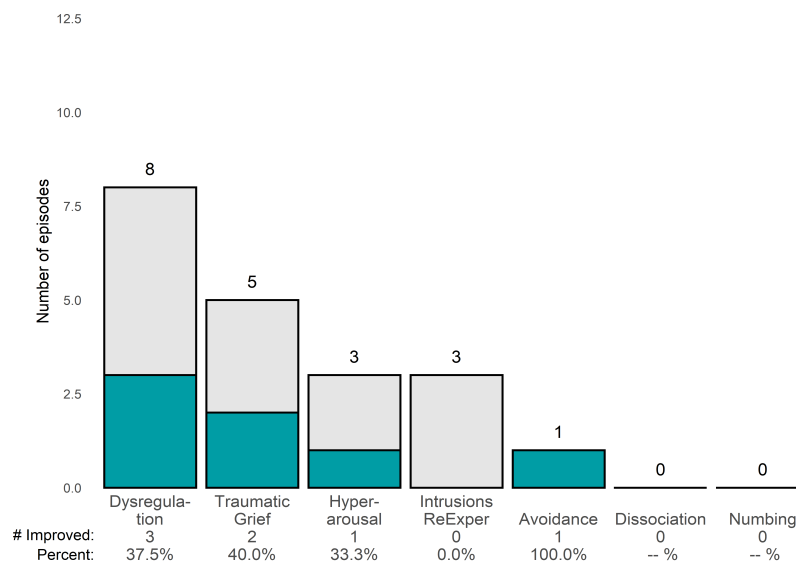
Percent of episodes improved on 50% or more of items: **81.0%**

Behavioral/Emotional Needs • 6 thru 20

CANS pairs for 6 thru 20: 20



Traumatic Stress Symptoms • 6 thru 20



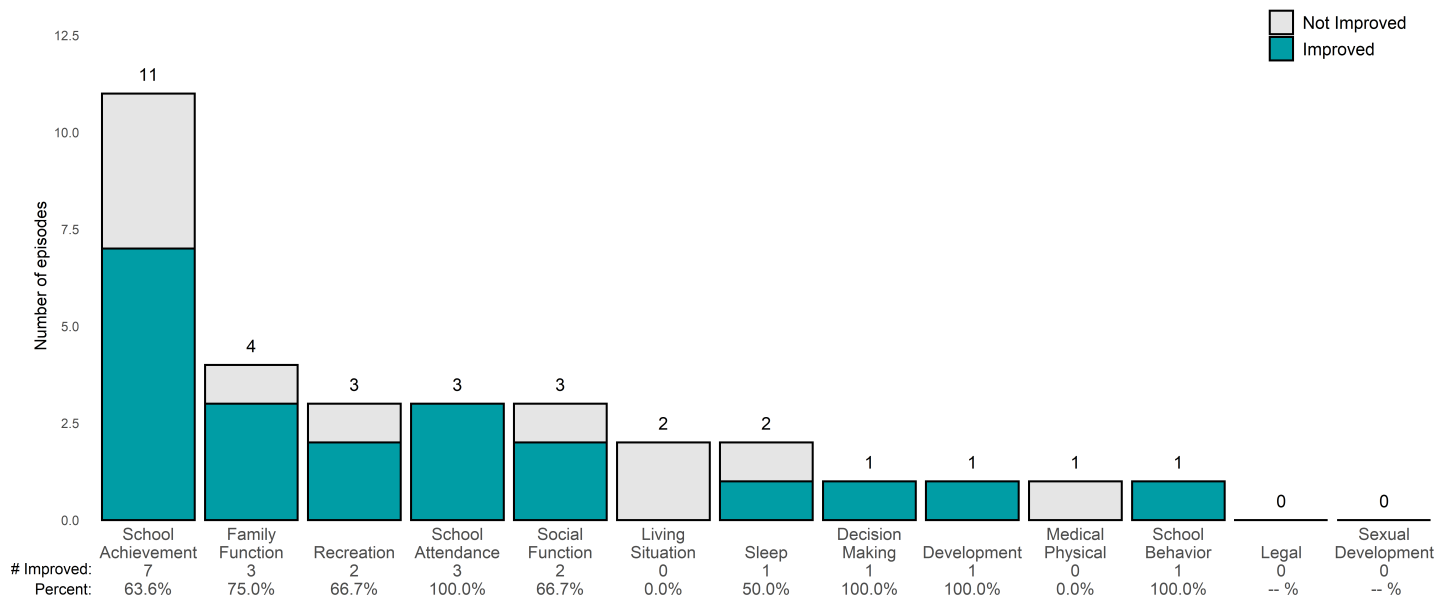
*The two most recent CANS are included for each child/youth episode, with the most recent CANS occurring during the reporting period. Only CANS with a minimum of 8 months of treatment between assessments are included. Actionable ratings are items rated as a 2 or a 3, and improvement is a decrease of 1 point or more.

Foster Care MH Outpatient (89973)

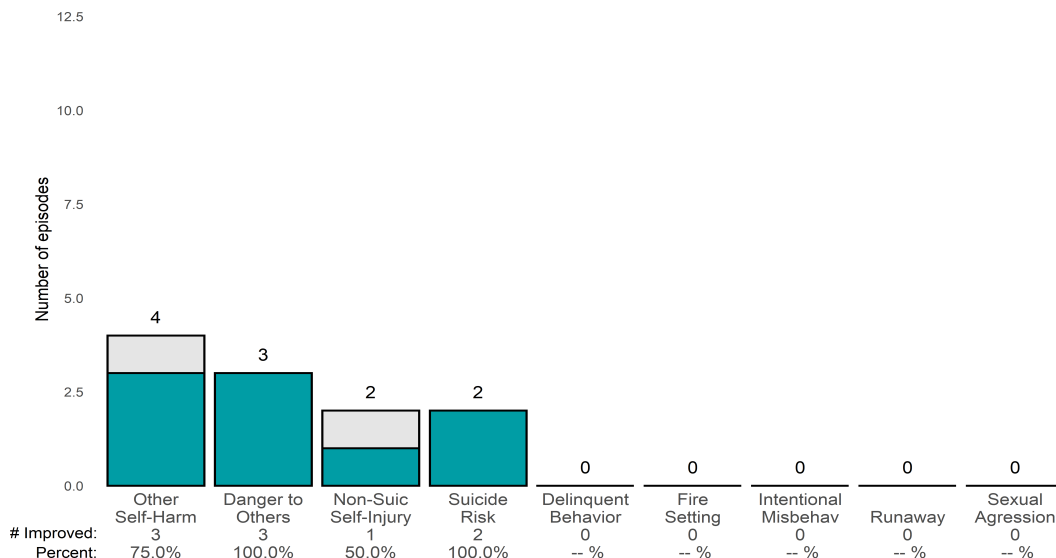
FY20-21 Q4 Performance Objective A.2a Needs Outcomes Item-Level Report

7/1/2020 - 6/30/2021

Impact on Functioning • 6 thru 20



Risk Behaviors • 6 thru 20



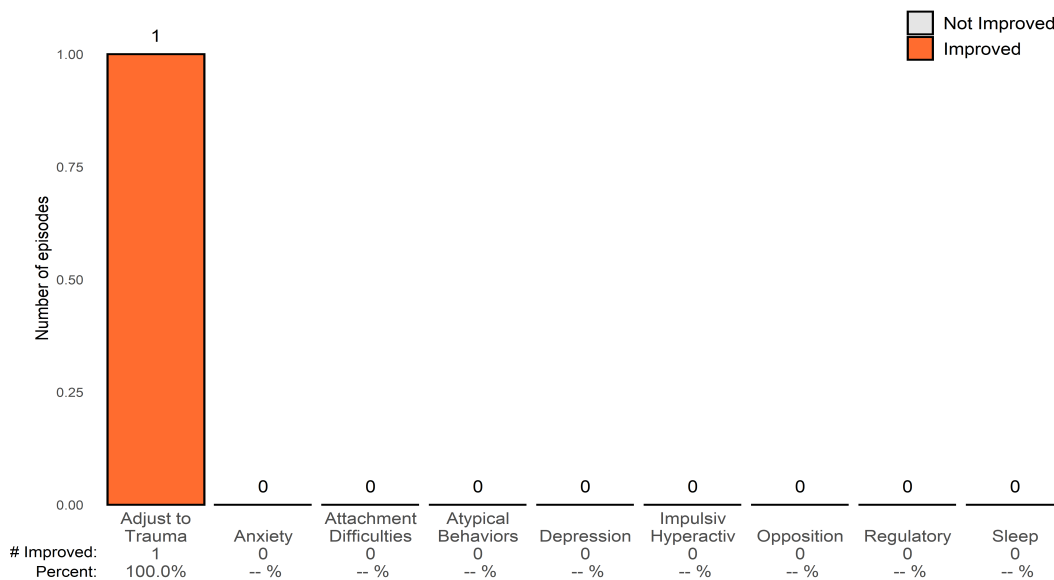
Foster Care MH Outpatient (89973)

FY20-21 Q4 Performance Objective A.2a Needs Outcomes Item-Level Report

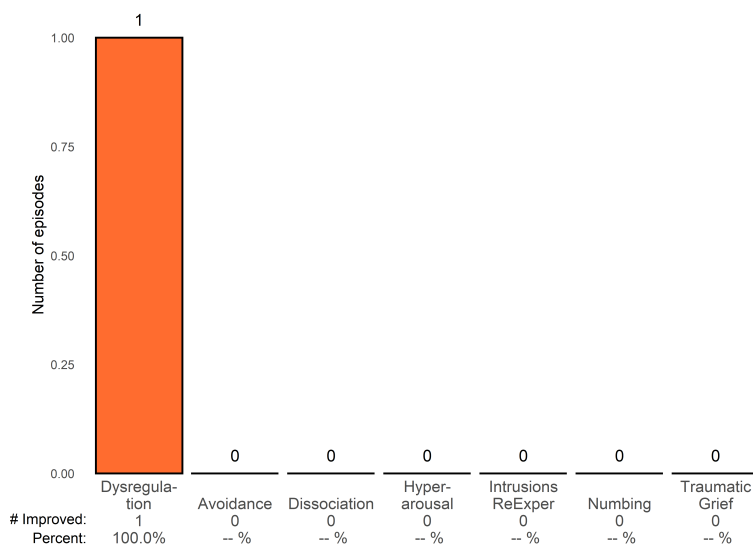
7/1/2020 - 6/30/2021

Behavioral/Emotional Needs • 0 thru 5

CANS pairs for 0 thru 5: 1



Traumatic Stress Symptoms • 0 thru 5

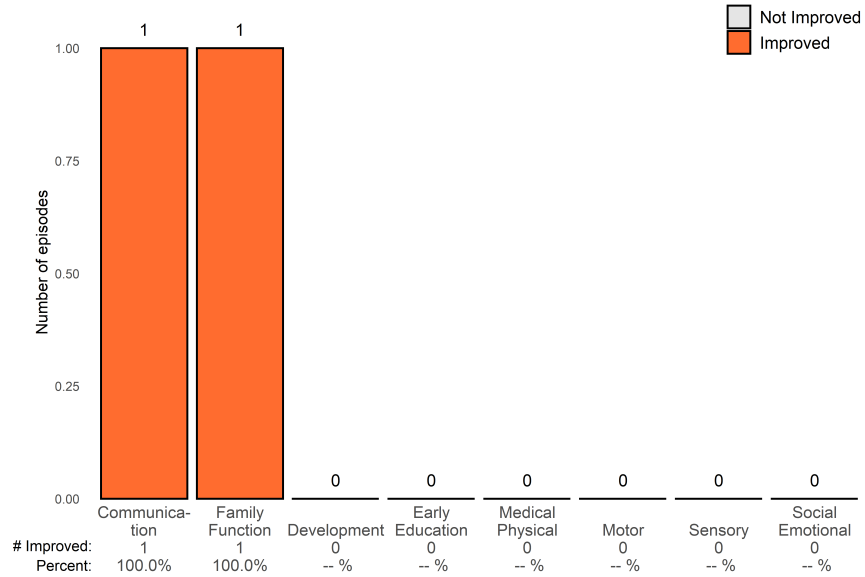


Foster Care MH Outpatient (89973)

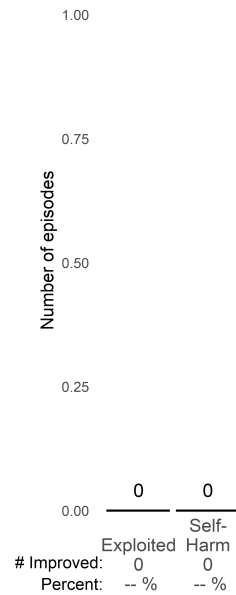
FY20-21 Q4 Performance Objective A.2a Needs Outcomes Item-Level Report

7/1/2020 - 6/30/2021

Impact on Functioning • 0 thru 5



Risk Behaviors • 0 thru 5



FSA Full Circle Family (38LHo1)

FY20-21 Q4 Performance Objective A.2a Needs Outcomes Item-Level Report

7/1/2020 - 6/30/2021

The charts below display the Needs items from the CANS. The stacked columns represent the total number of episodes with an actionable rating on each item, and the number of those that improved.*

Mean number of months between CANS: 11.1 • Median number of months between CANS: 11.6

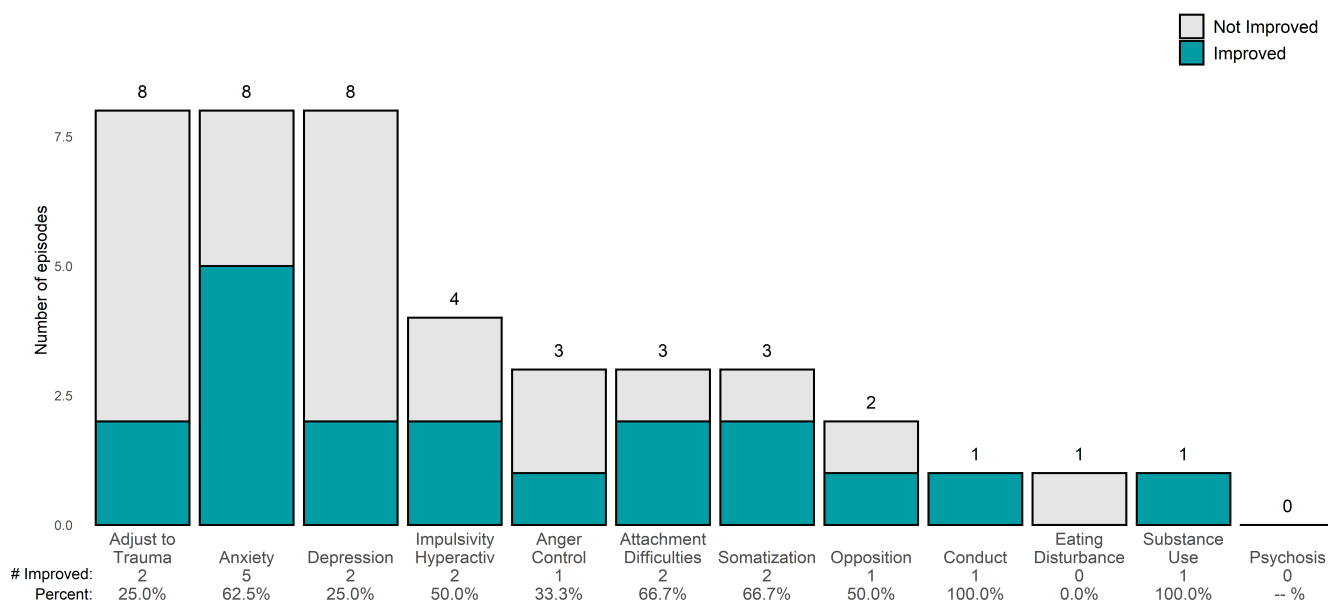
Number of CANS pairs with actionable items: 14 • Number of CANS pairs with improvement: 6

Number of CANS pairs without actionable items: 0 • Number of children/youth: 14

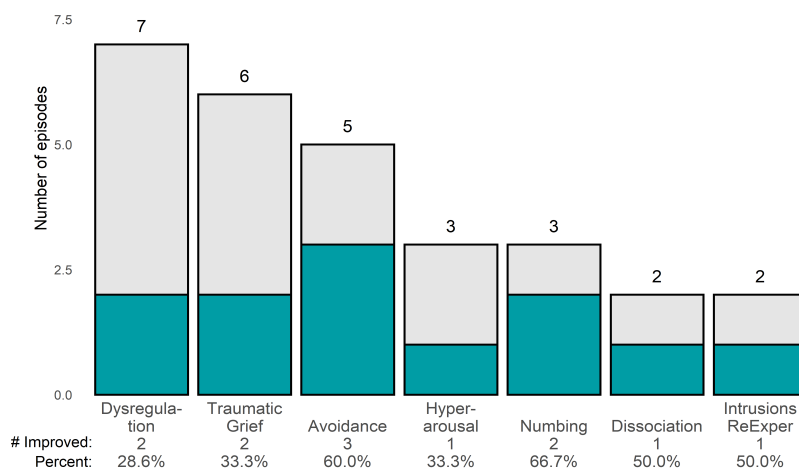
Percent of episodes improved on 50% or more of items: **42.9%**

Behavioral/Emotional Needs • 6 thru 20

CANS pairs for 6 thru 20: 14



Traumatic Stress Symptoms • 6 thru 20



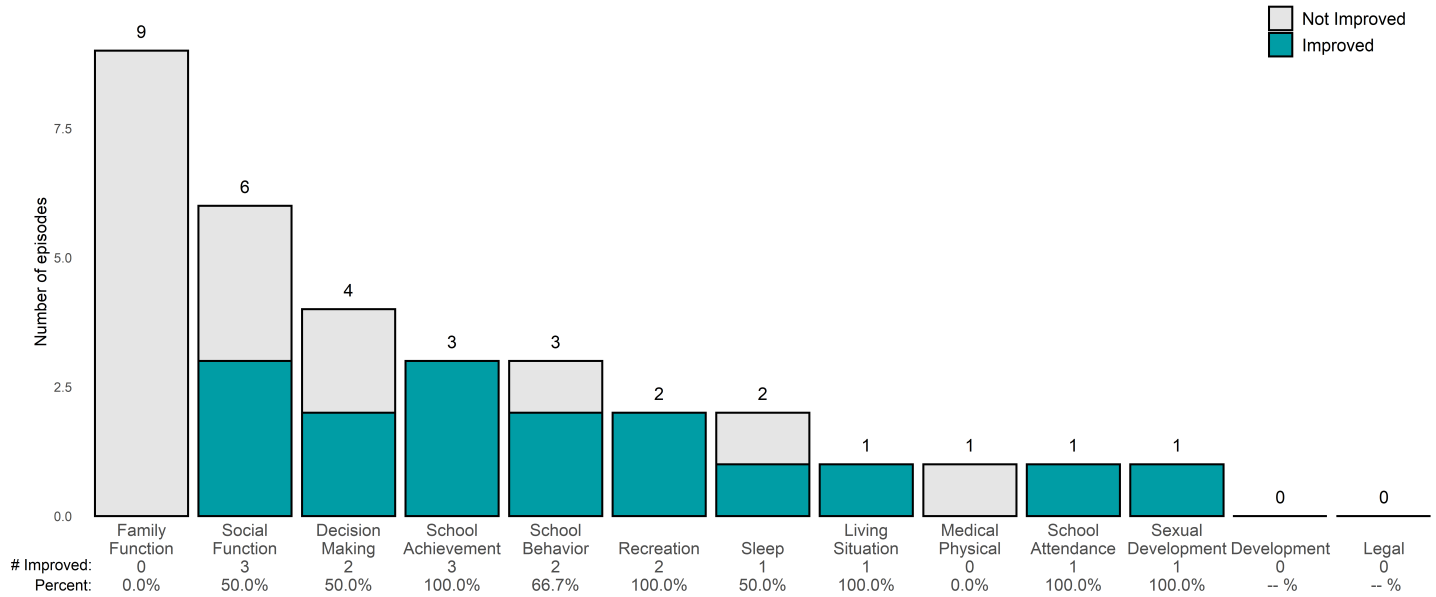
*The two most recent CANS are included for each child/youth episode, with the most recent CANS occurring during the reporting period. Only CANS with a minimum of 8 months of treatment between assessments are included. Actionable ratings are items rated as a 2 or a 3, and improvement is a decrease of 1 point or more.

FSA Full Circle Family (38LH01)

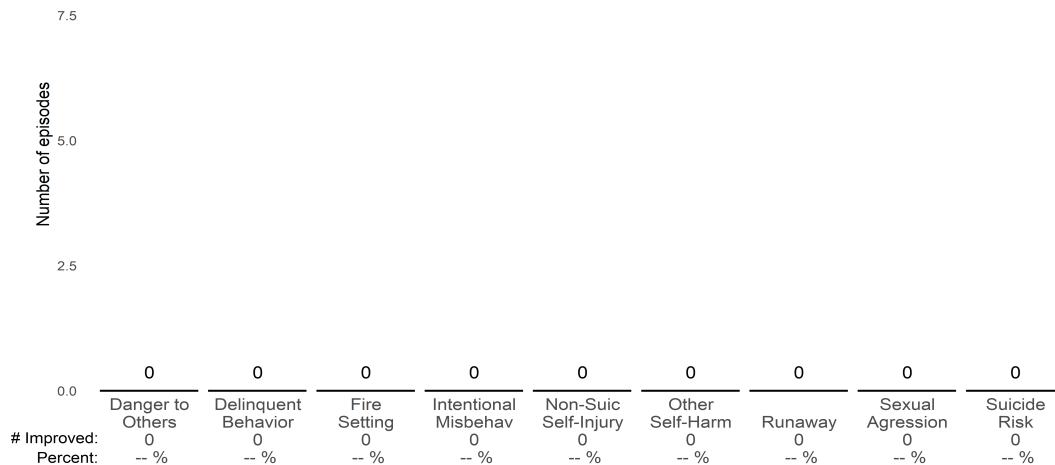
FY20-21 Q4 Performance Objective A.2a Needs Outcomes Item-Level Report

7/1/2020 - 6/30/2021

Impact on Functioning • 6 thru 20



Risk Behaviors • 6 thru 20



FSASF Deaf Community Counseling (3822DC)

FY20-21 Q4 Performance Objective A.2a Needs Outcomes Item-Level Report

7/1/2020 - 6/30/2021

The charts below display the Needs items from the CANS. The stacked columns represent the total number of episodes with an actionable rating on each item, and the number of those that improved.*

Mean number of months between CANS: 10.2 • Median number of months between CANS: 10.2

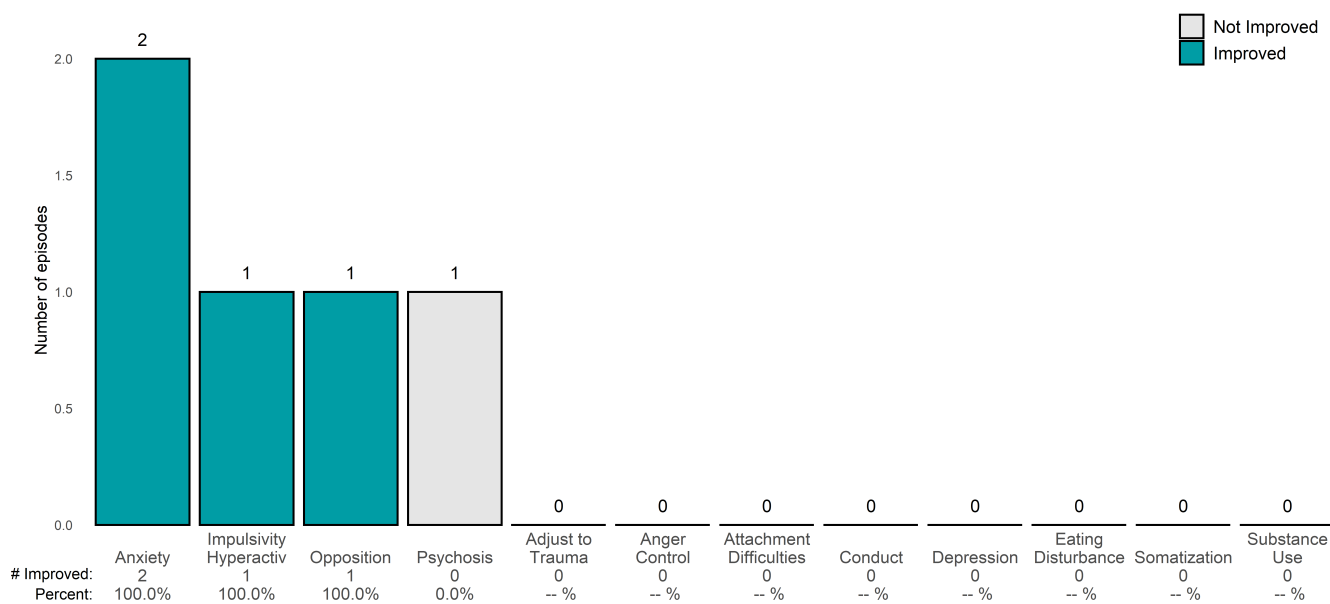
Number of CANS pairs with actionable items: 2 • Number of CANS pairs with improvement: 1

Number of CANS pairs without actionable items: 0 • Number of children/youth: 2

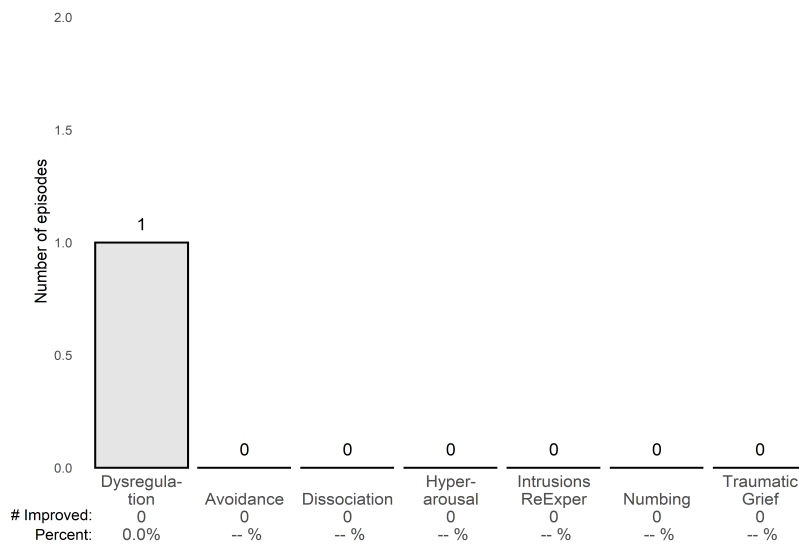
Percent of episodes improved on 50% or more of items: **50.0%**

Behavioral/Emotional Needs • 6 thru 20

CANS pairs for 6 thru 20: 2



Traumatic Stress Symptoms • 6 thru 20



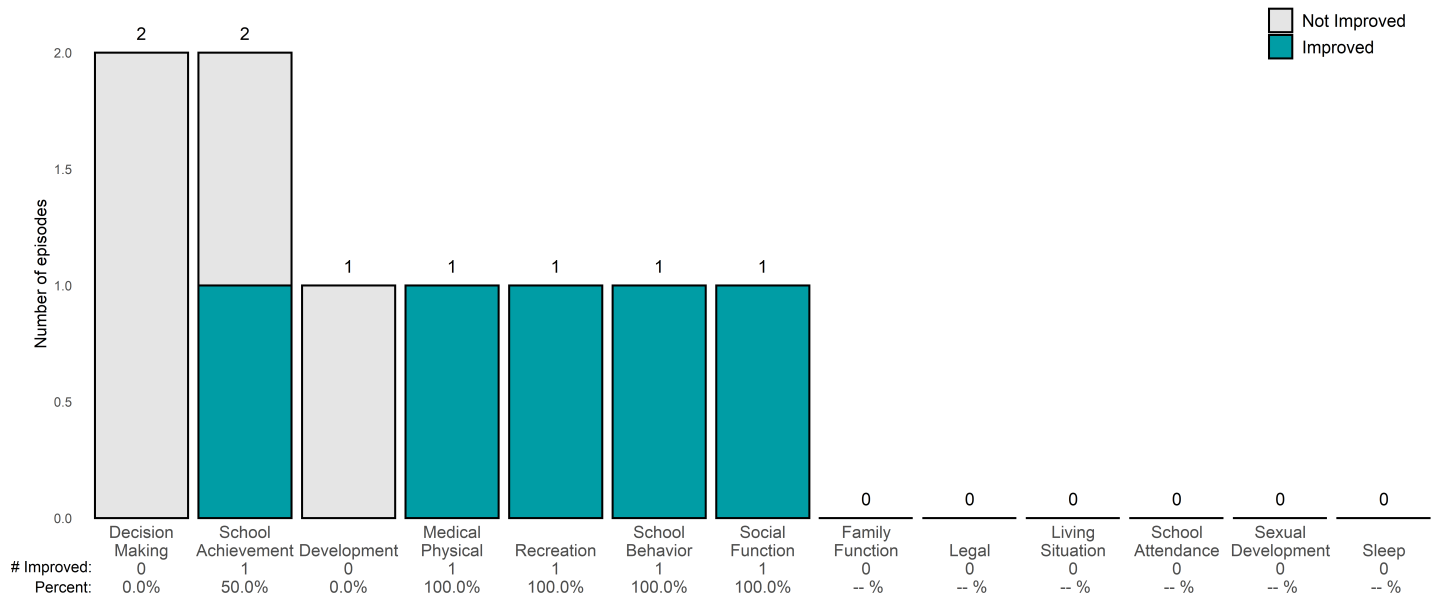
*The two most recent CANS are included for each child/youth episode, with the most recent CANS occurring during the reporting period. Only CANS with a minimum of 8 months of treatment between assessments are included. Actionable ratings are items rated as a 2 or a 3, and improvement is a decrease of 1 point or more.

FSASF Deaf Community Counseling (3822DC)

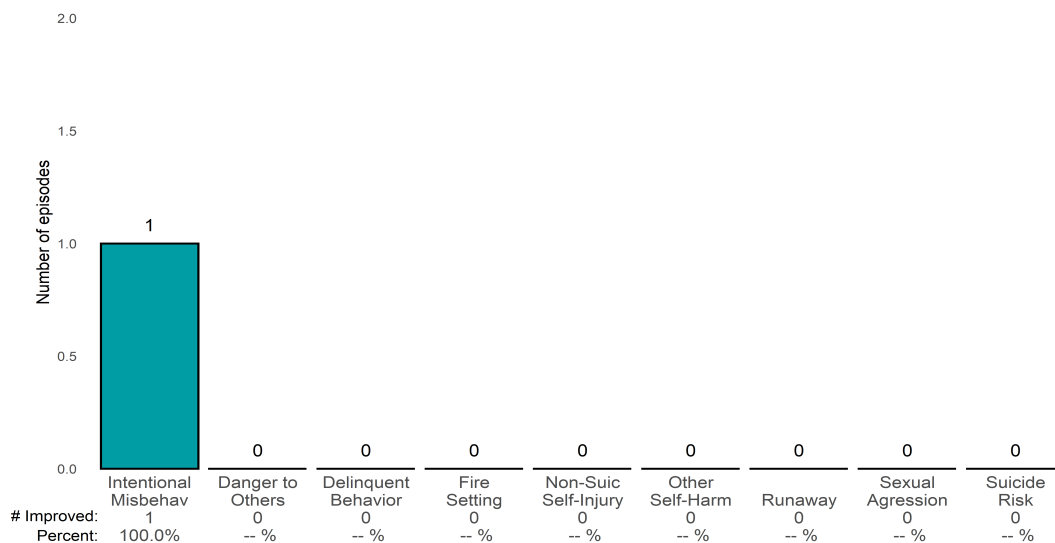
FY20-21 Q4 Performance Objective A.2a Needs Outcomes Item-Level Report

7/1/2020 - 6/30/2021

Impact on Functioning • 6 thru 20



Risk Behaviors • 6 thru 20



Homeless Child Netwk EPSDT-LGBTQ (38AS6)

FY20-21 Q4 Performance Objective A.2a Needs Outcomes Item-Level Report

7/1/2020 - 6/30/2021

The charts below display the Needs items from the CANS. The stacked columns represent the total number of episodes with an actionable rating on each item, and the number of those that improved.*

Mean number of months between CANS: 11.4 • Median number of months between CANS: 11.7

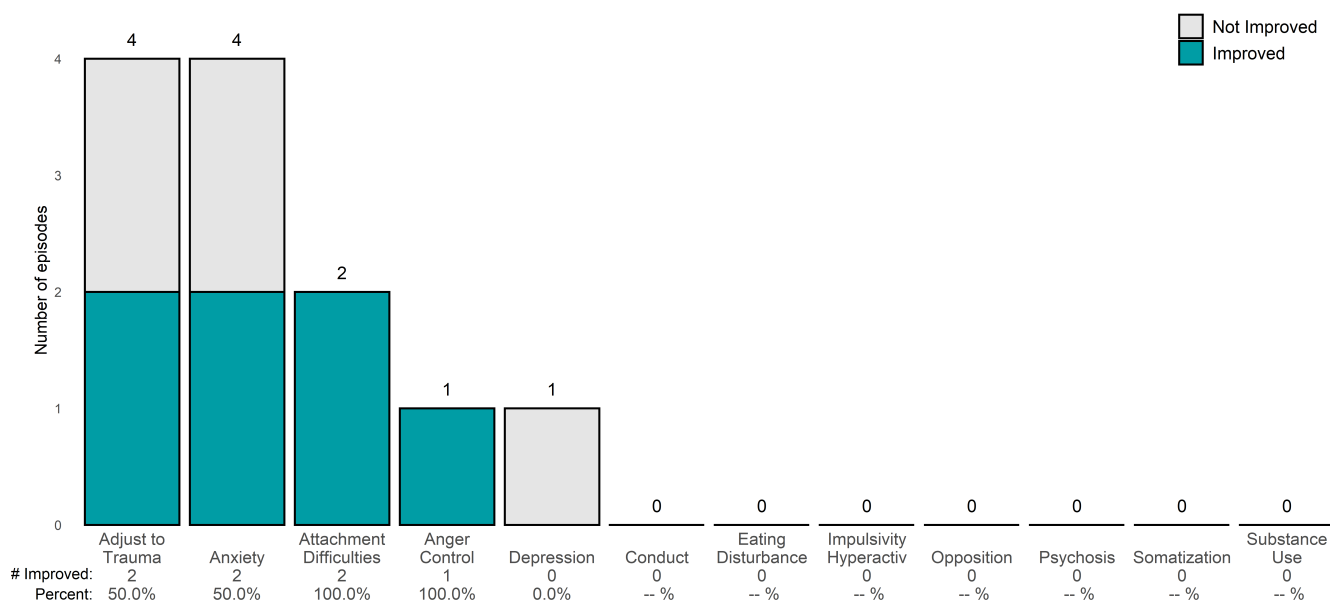
Number of CANS pairs with actionable items: 6 • Number of CANS pairs with improvement: 2

Number of CANS pairs without actionable items: 0 • Number of children/youth: 6

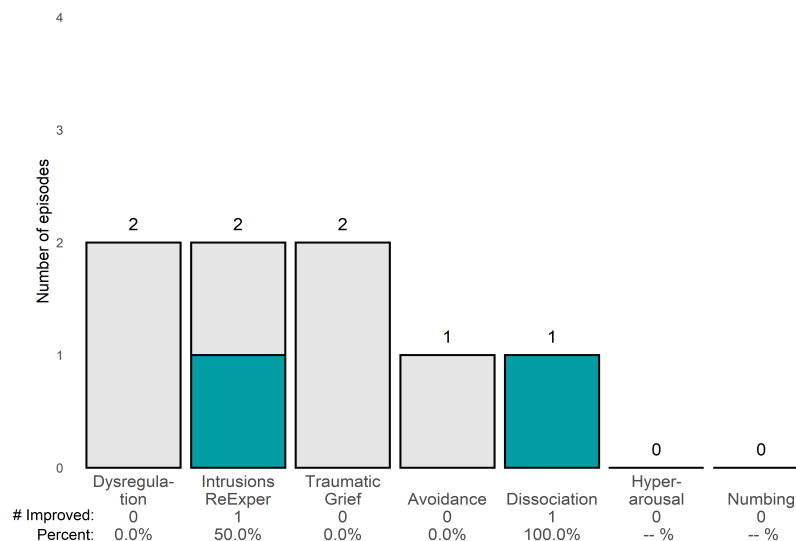
Percent of episodes improved on 50% or more of items: **33.3%**

Behavioral/Emotional Needs • 6 thru 20

CANS pairs for 6 thru 20: 5



Traumatic Stress Symptoms • 6 thru 20



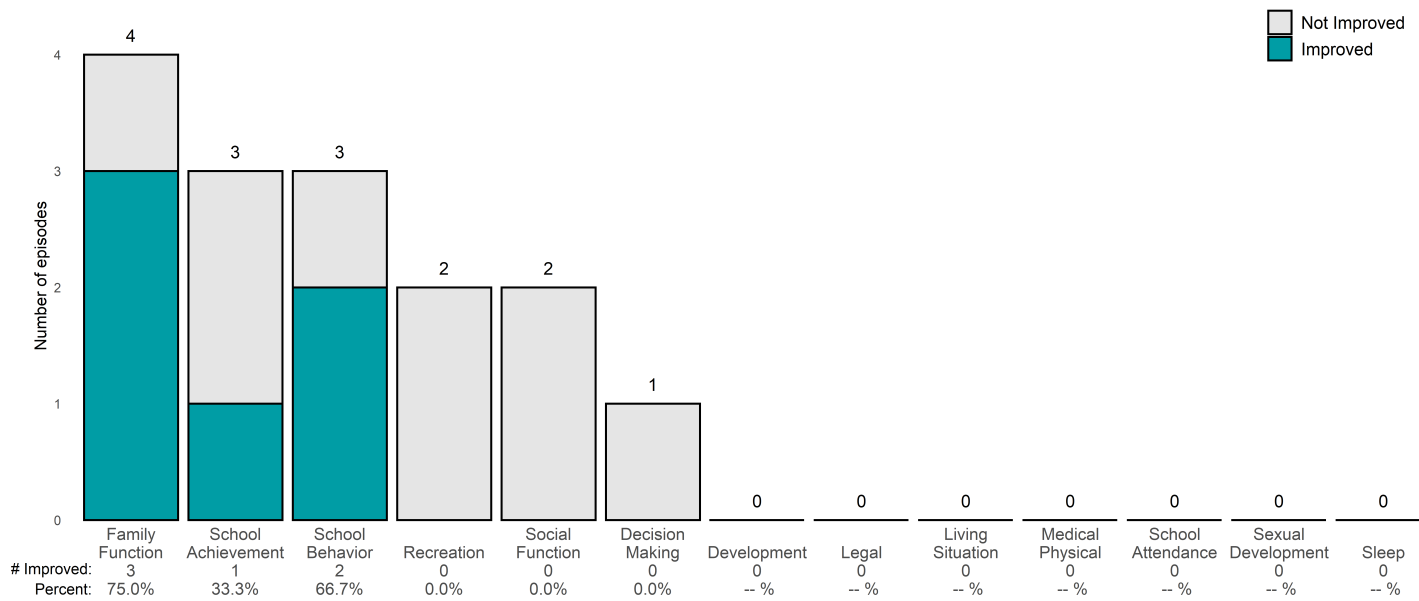
*The two most recent CANS are included for each child/youth episode, with the most recent CANS occurring during the reporting period. Only CANS with a minimum of 8 months of treatment between assessments are included. Actionable ratings are items rated as a 2 or a 3, and improvement is a decrease of 1 point or more.

Homeless Child Netwk EPSDT-LGBTQ (38AS6)

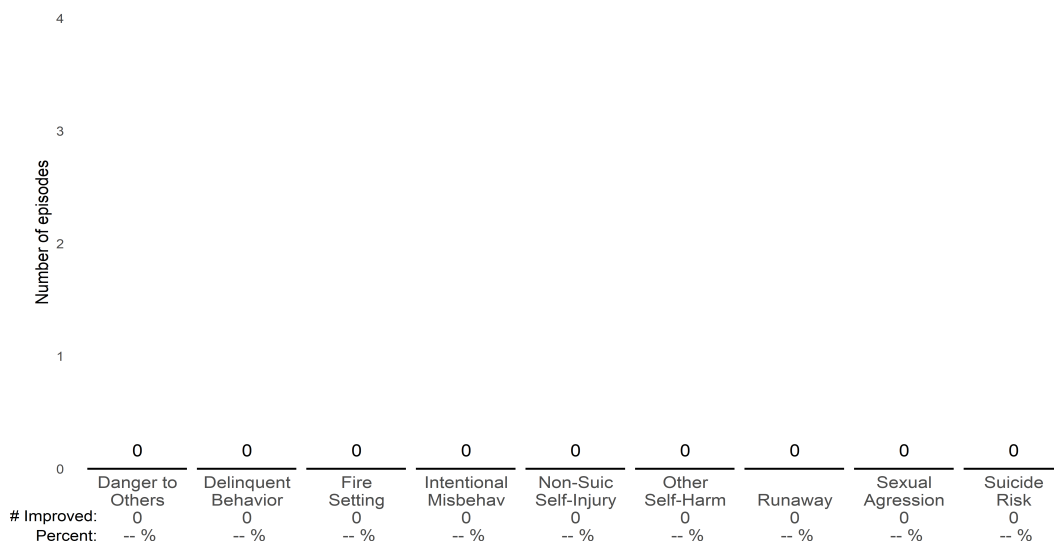
FY20-21 Q4 Performance Objective A.2a Needs Outcomes Item-Level Report

7/1/2020 - 6/30/2021

Impact on Functioning • 6 thru 20



Risk Behaviors • 6 thru 20



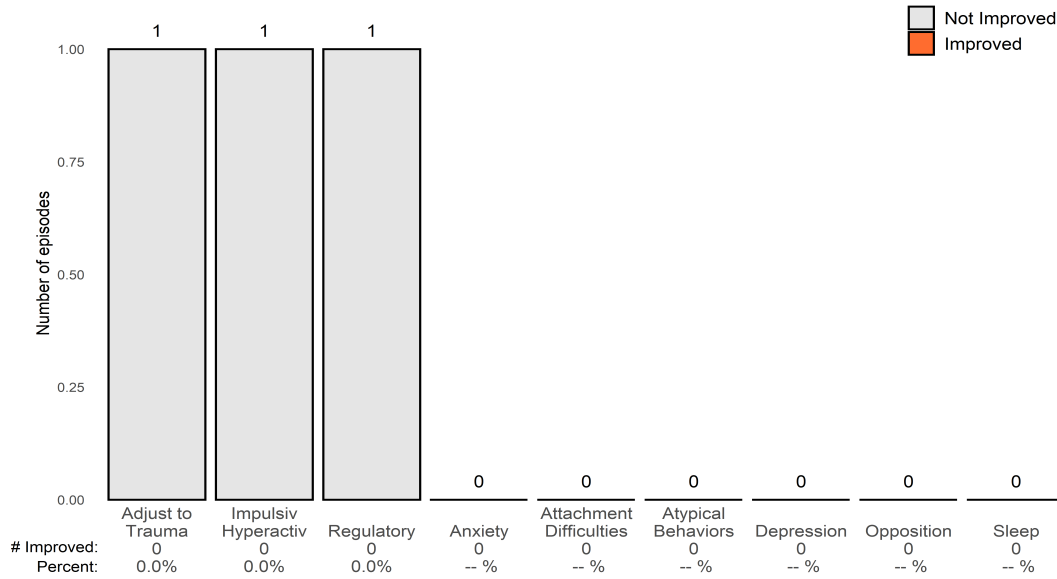
Homeless Child Netwk EPSDT-LGBTQ (38AS6)

FY20-21 Q4 Performance Objective A.2a Needs Outcomes Item-Level Report

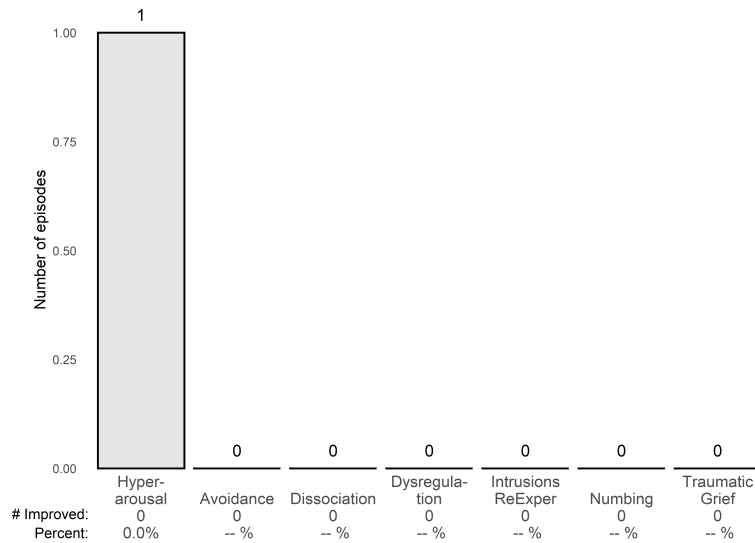
7/1/2020 - 6/30/2021

Behavioral/Emotional Needs • 0 thru 5

CANS pairs for 0 thru 5: 1



Traumatic Stress Symptoms • 0 thru 5

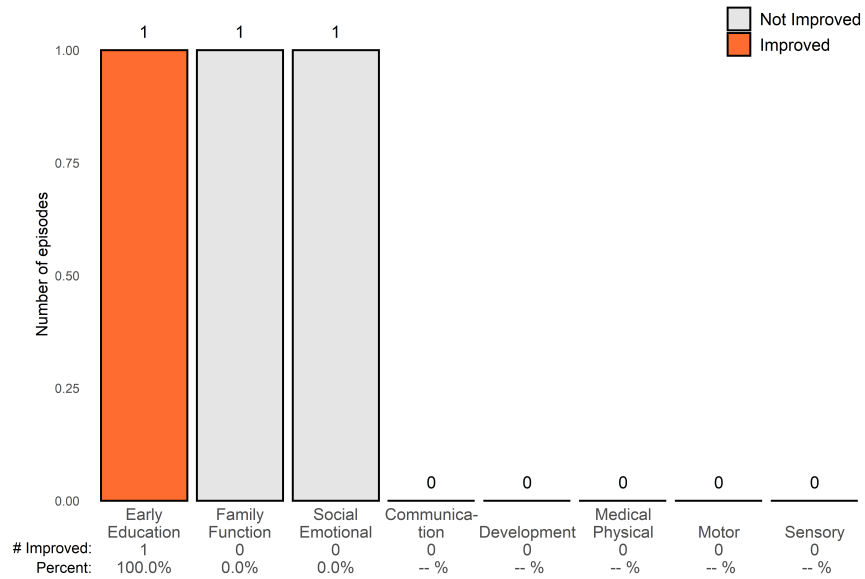


Homeless Child Netwk EPSDT-LGBTQ (38AS6)


FY20-21 Q4 Performance Objective A.2a Needs Outcomes Item-Level Report

7/1/2020 - 6/30/2021

Impact on Functioning • 0 thru 5



Risk Behaviors • 0 thru 5



Homeless Child Netwk EPSDT (38AS3)

FY20-21 Q4 Performance Objective A.2a Needs Outcomes Item-Level Report

7/1/2020 - 6/30/2021

The charts below display the Needs items from the CANS. The stacked columns represent the total number of episodes with an actionable rating on each item, and the number of those that improved.*

Mean number of months between CANS: 12.3 • Median number of months between CANS: 11.7

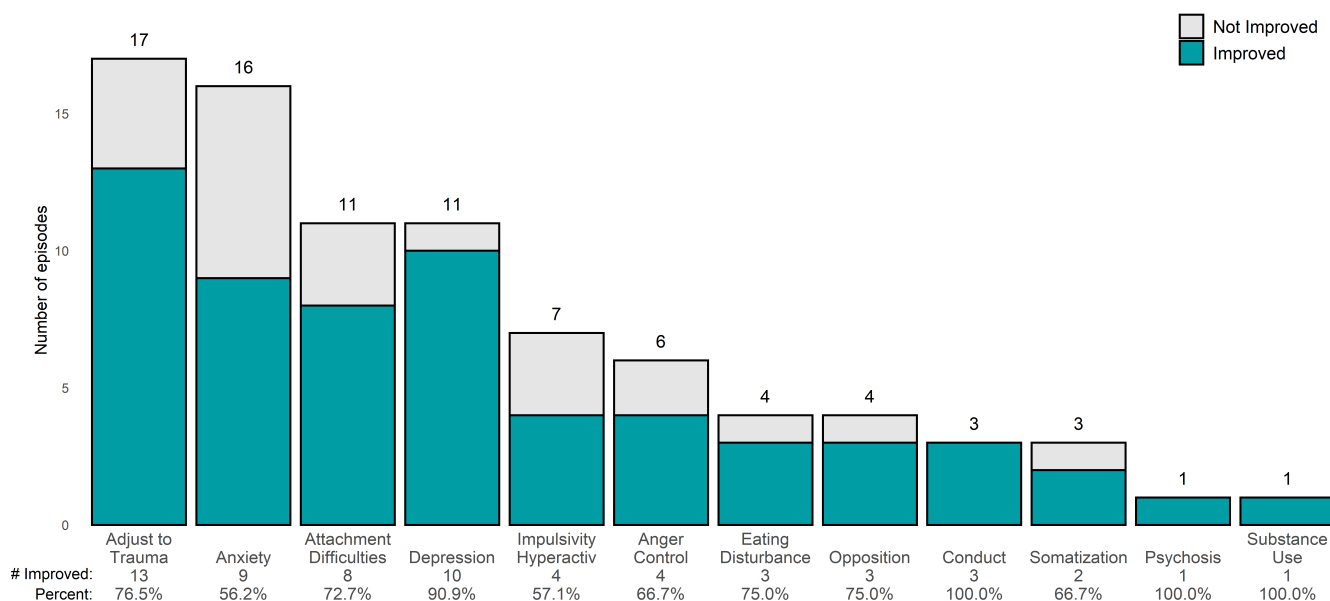
Number of CANS pairs with actionable items: 25 • Number of CANS pairs with improvement: 18

Number of CANS pairs without actionable items: 1 • Number of children/youth: 26

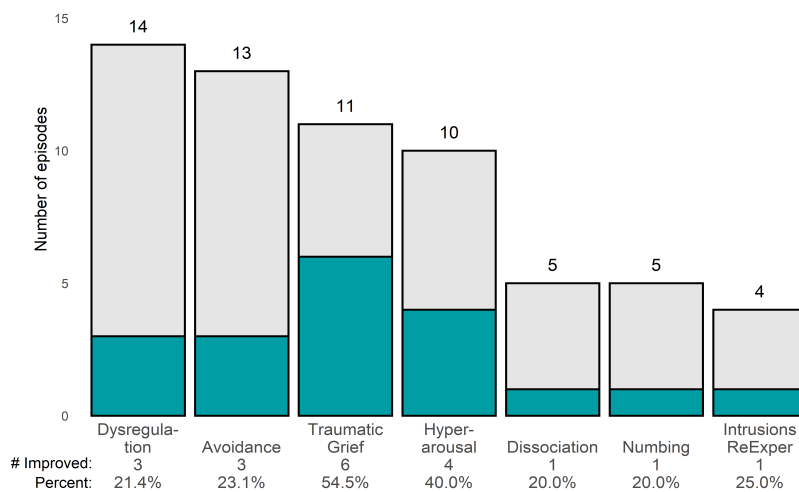
Percent of episodes improved on 50% or more of items: **72.0%**

Behavioral/Emotional Needs • 6 thru 20

CANS pairs for 6 thru 20: 25



Traumatic Stress Symptoms • 6 thru 20



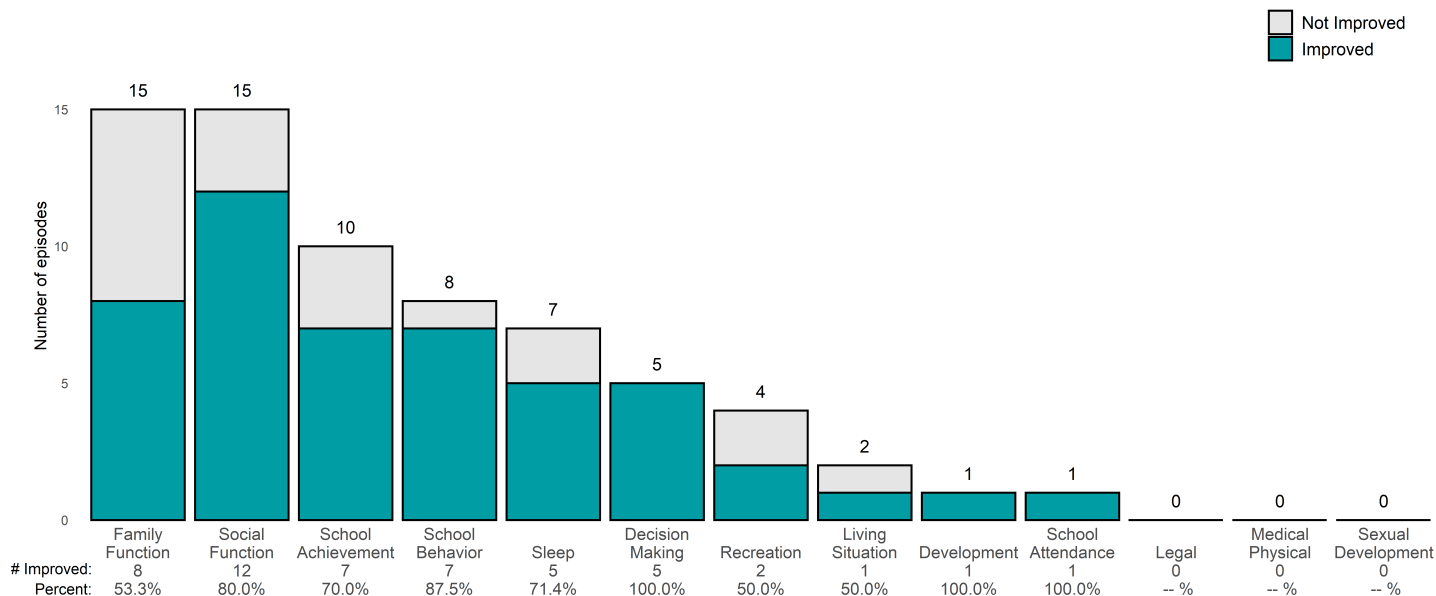
*The two most recent CANS are included for each child/youth episode, with the most recent CANS occurring during the reporting period. Only CANS with a minimum of 8 months of treatment between assessments are included. Actionable ratings are items rated as a 2 or a 3, and improvement is a decrease of 1 point or more.

Homeless Child Netwk EPSDT (38AS3)

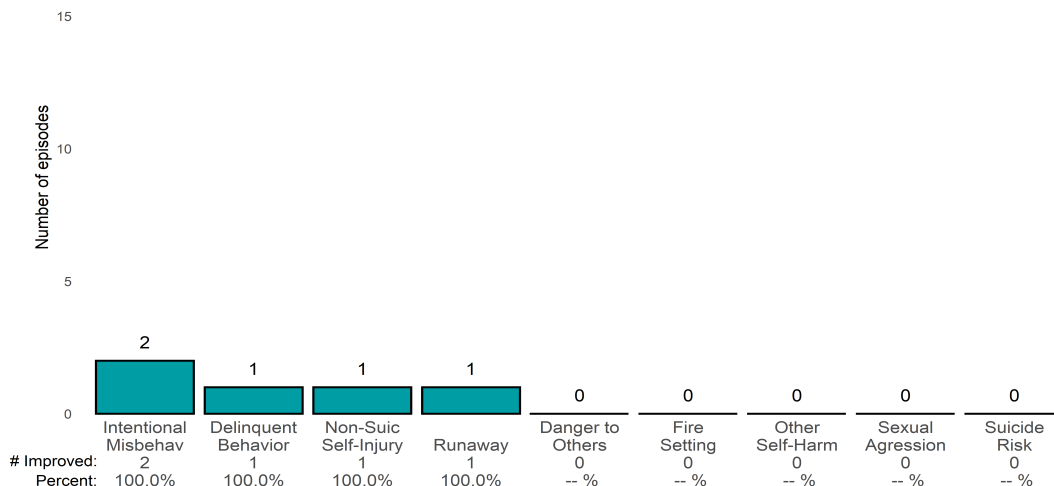
FY20-21 Q4 Performance Objective A.2a Needs Outcomes Item-Level Report

7/1/2020 - 6/30/2021

Impact on Functioning • 6 thru 20



Risk Behaviors • 6 thru 20



Homeless Child Netwk Kidango EPSDT (38AS5)

FY20-21 Q4 Performance Objective A.2a Needs Outcomes Item-Level Report

7/1/2020 - 6/30/2021

The charts below display the Needs items from the CANS. The stacked columns represent the total number of episodes with an actionable rating on each item, and the number of those that improved.*

Mean number of months between CANS: 14.0 • Median number of months between CANS: 12.5

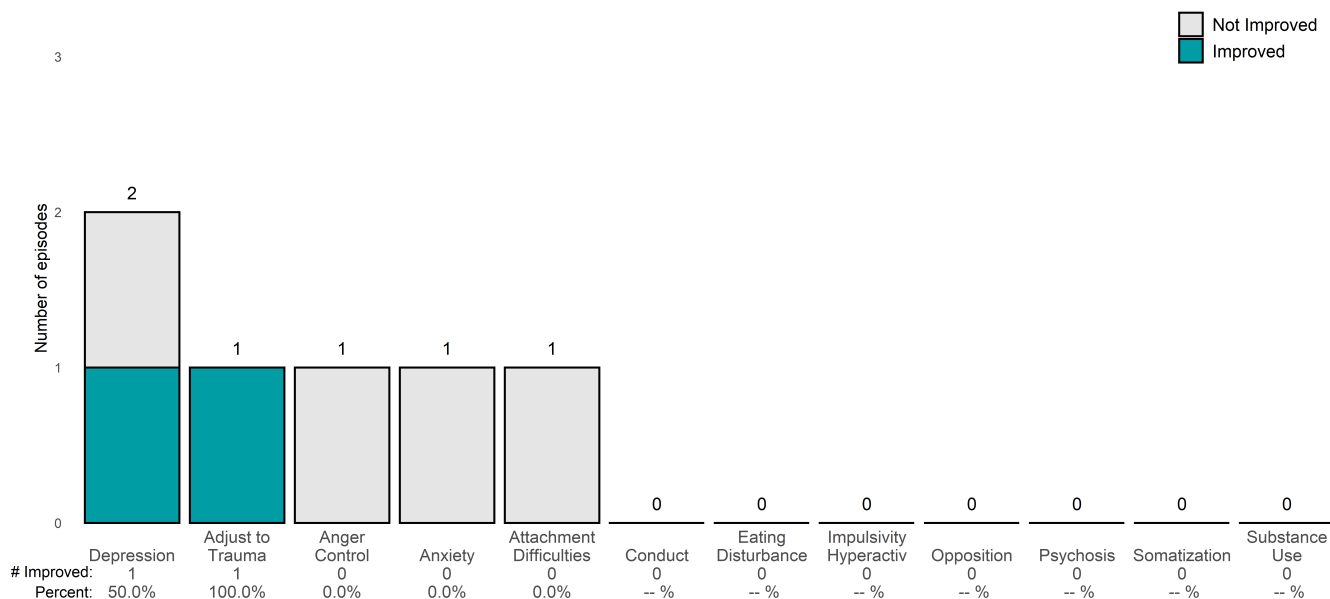
Number of CANS pairs with actionable items: 3 • Number of CANS pairs with improvement: 1

Number of CANS pairs without actionable items: 0 • Number of children/youth: 3

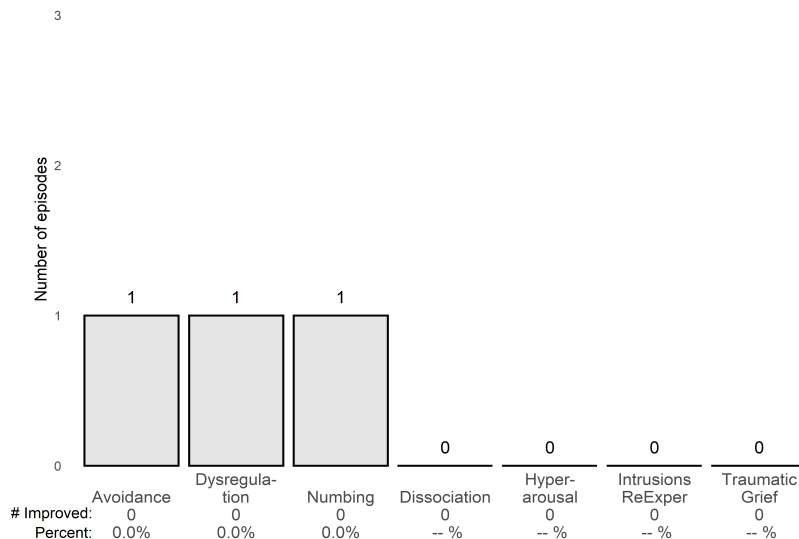
Percent of episodes improved on 50% or more of items: **33.3%**

Behavioral/Emotional Needs • 6 thru 20

CANS pairs for 6 thru 20: 3



Traumatic Stress Symptoms • 6 thru 20



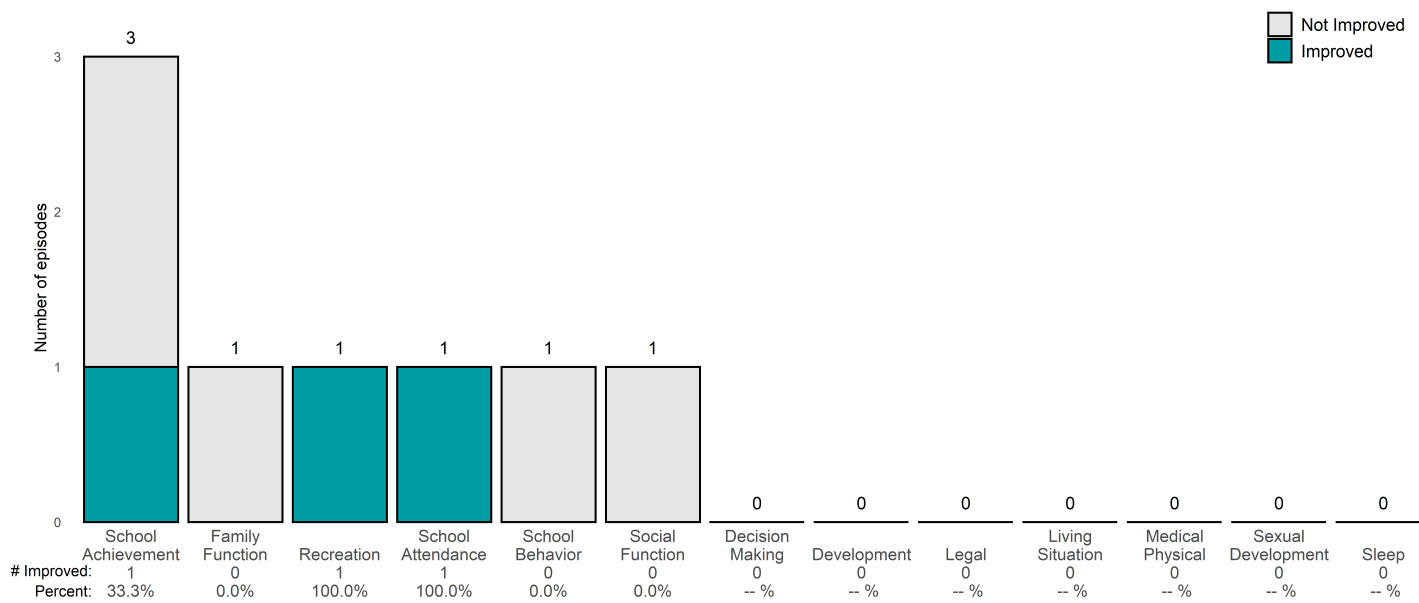
*The two most recent CANS are included for each child/youth episode, with the most recent CANS occurring during the reporting period. Only CANS with a minimum of 8 months of treatment between assessments are included. Actionable ratings are items rated as a 2 or a 3, and improvement is a decrease of 1 point or more.

Homeless Child Netwk Kidango EPSDT (38AS5)

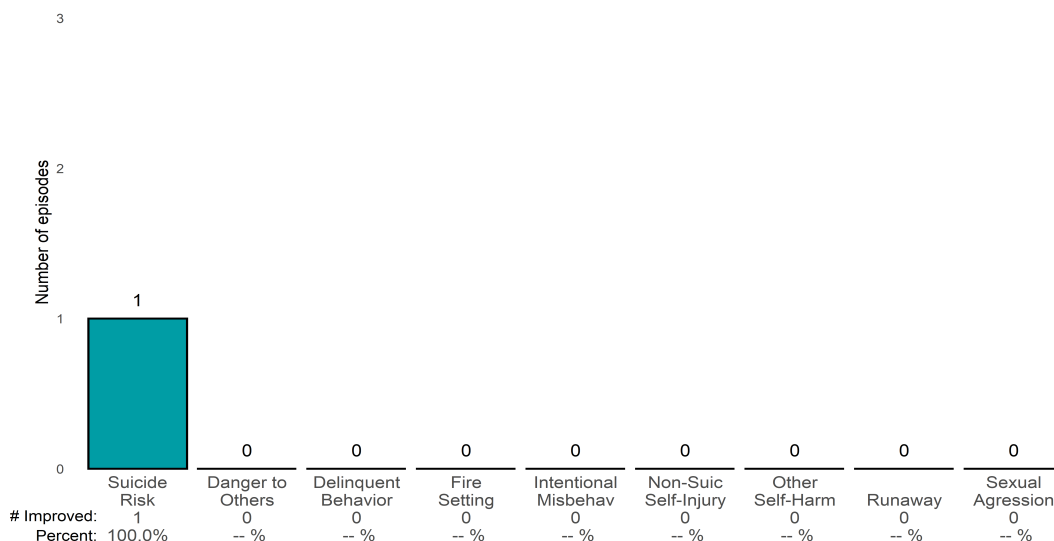
FY20-21 Q4 Performance Objective A.2a Needs Outcomes Item-Level Report

7/1/2020 - 6/30/2021

Impact on Functioning • 6 thru 20



Risk Behaviors • 6 thru 20



Homeless Child Netwk Riley EPSDT (38AS4)

FY20-21 Q4 Performance Objective A.2a Needs Outcomes Item-Level Report

7/1/2020 - 6/30/2021

The charts below display the Needs items from the CANS. The stacked columns represent the total number of episodes with an actionable rating on each item, and the number of those that improved.*

Mean number of months between CANS: 11.9 • Median number of months between CANS: 11.9

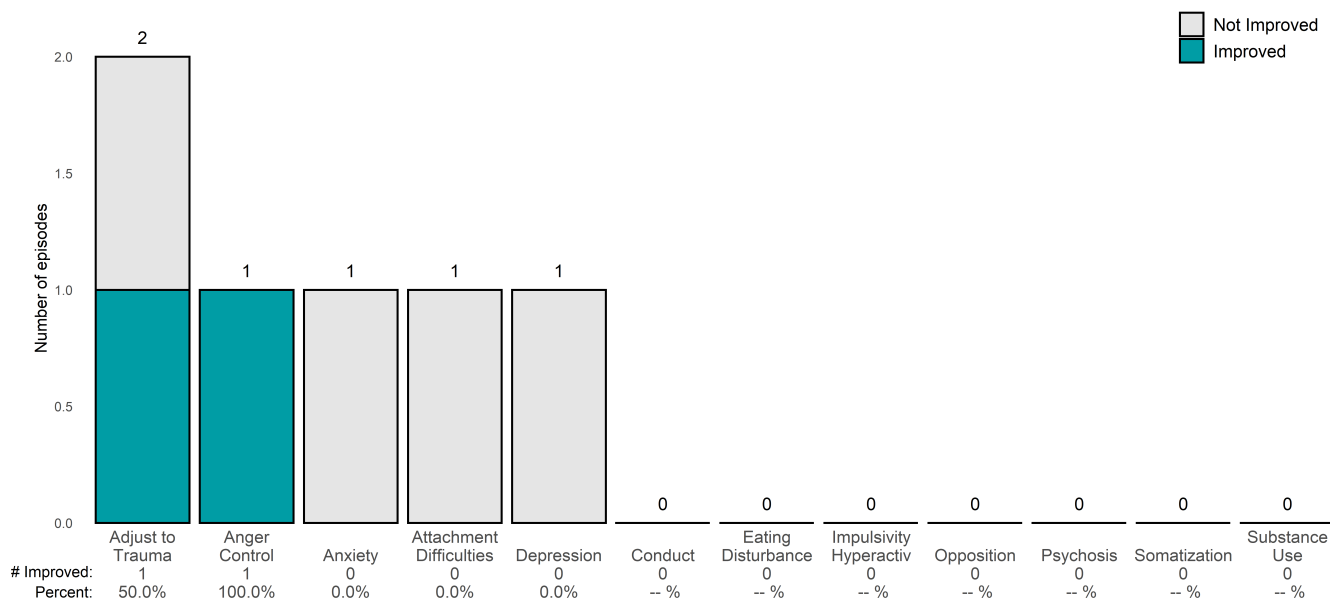
Number of CANS pairs with actionable items: 2 • Number of CANS pairs with improvement: 1

Number of CANS pairs without actionable items: 0 • Number of children/youth: 2

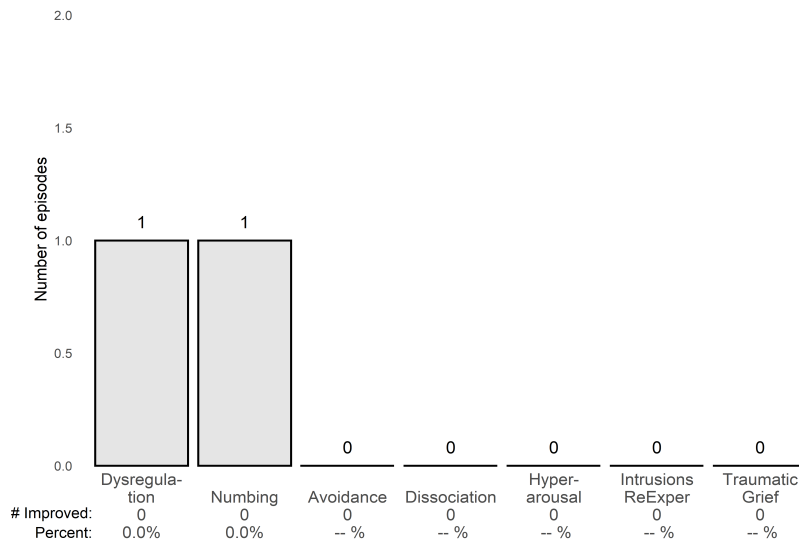
Percent of episodes improved on 50% or more of items: **50.0%**

Behavioral/Emotional Needs • 6 thru 20

CANS pairs for 6 thru 20: 2



Traumatic Stress Symptoms • 6 thru 20



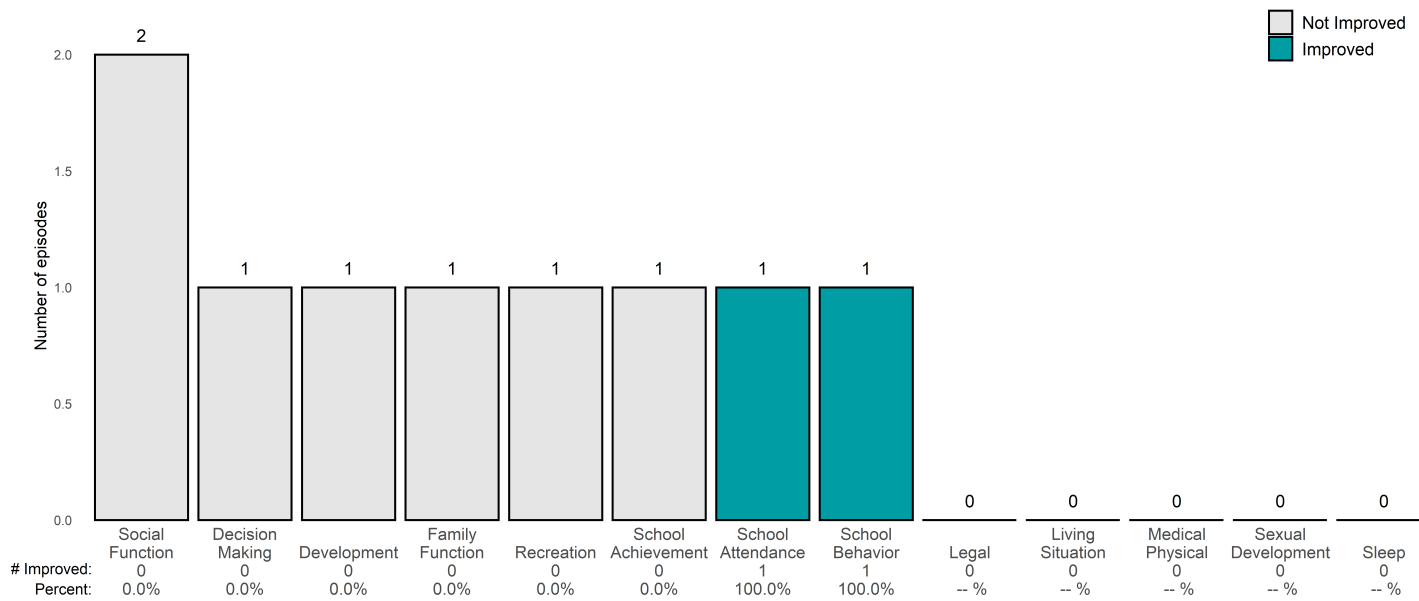
*The two most recent CANS are included for each child/youth episode, with the most recent CANS occurring during the reporting period. Only CANS with a minimum of 8 months of treatment between assessments are included. Actionable ratings are items rated as a 2 or a 3, and improvement is a decrease of 1 point or more.

Homeless Child Netwk Riley EPSDT (38AS4)

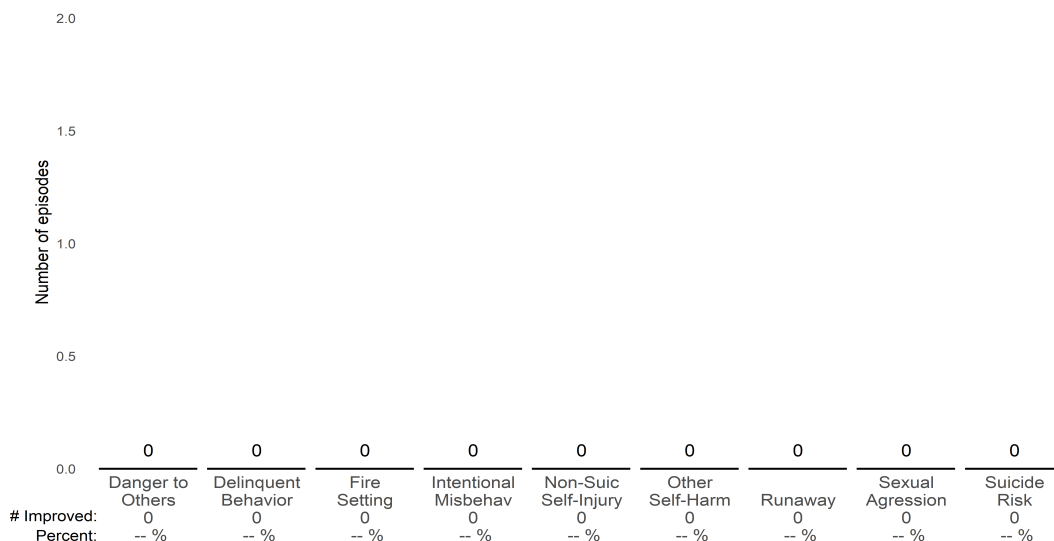
FY20-21 Q4 Performance Objective A.2a Needs Outcomes Item-Level Report

7/1/2020 - 6/30/2021

Impact on Functioning • 6 thru 20



Risk Behaviors • 6 thru 20



Homeless Children's NW Ma'at (38ASMT)

FY20-21 Q4 Performance Objective A.2a Needs Outcomes Item-Level Report

7/1/2020 - 6/30/2021

The charts below display the Needs items from the CANS. The stacked columns represent the total number of episodes with an actionable rating on each item, and the number of those that improved.*

Mean number of months between CANS: 11.6 • Median number of months between CANS: 11.1

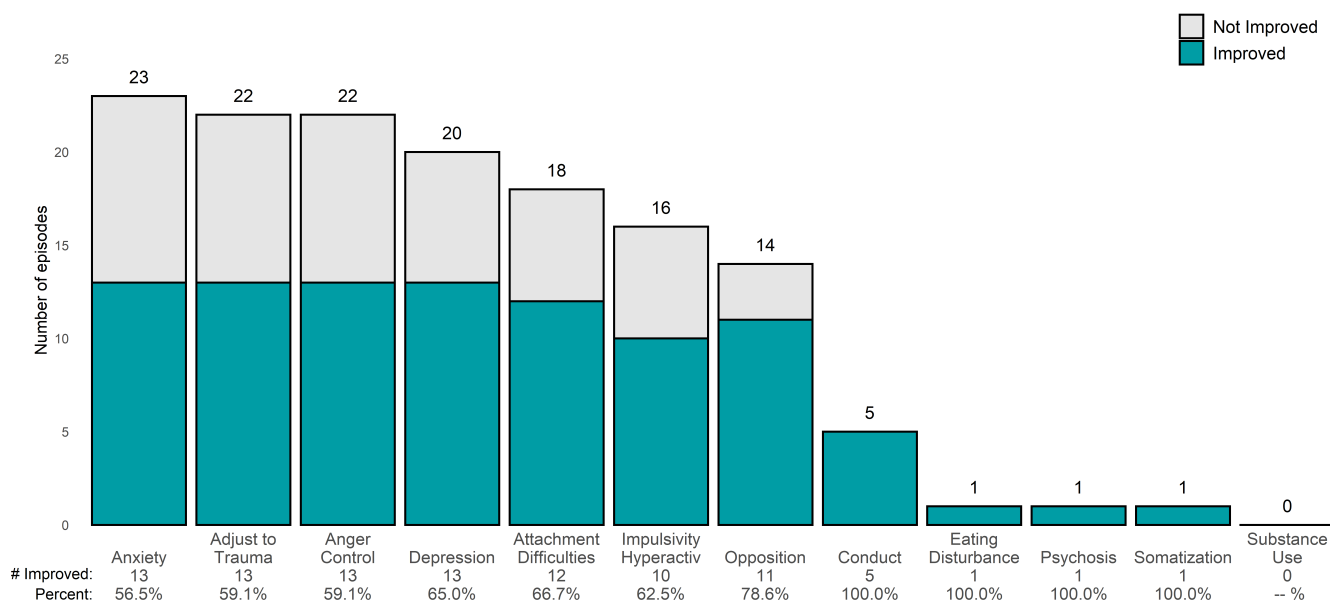
Number of CANS pairs with actionable items: 40 • Number of CANS pairs with improvement: 25

Number of CANS pairs without actionable items: 0 • Number of children/youth: 40

Percent of episodes improved on 50% or more of items: **62.5%**

Behavioral/Emotional Needs • 6 thru 20

CANS pairs for 6 thru 20: 39



Traumatic Stress Symptoms • 6 thru 20



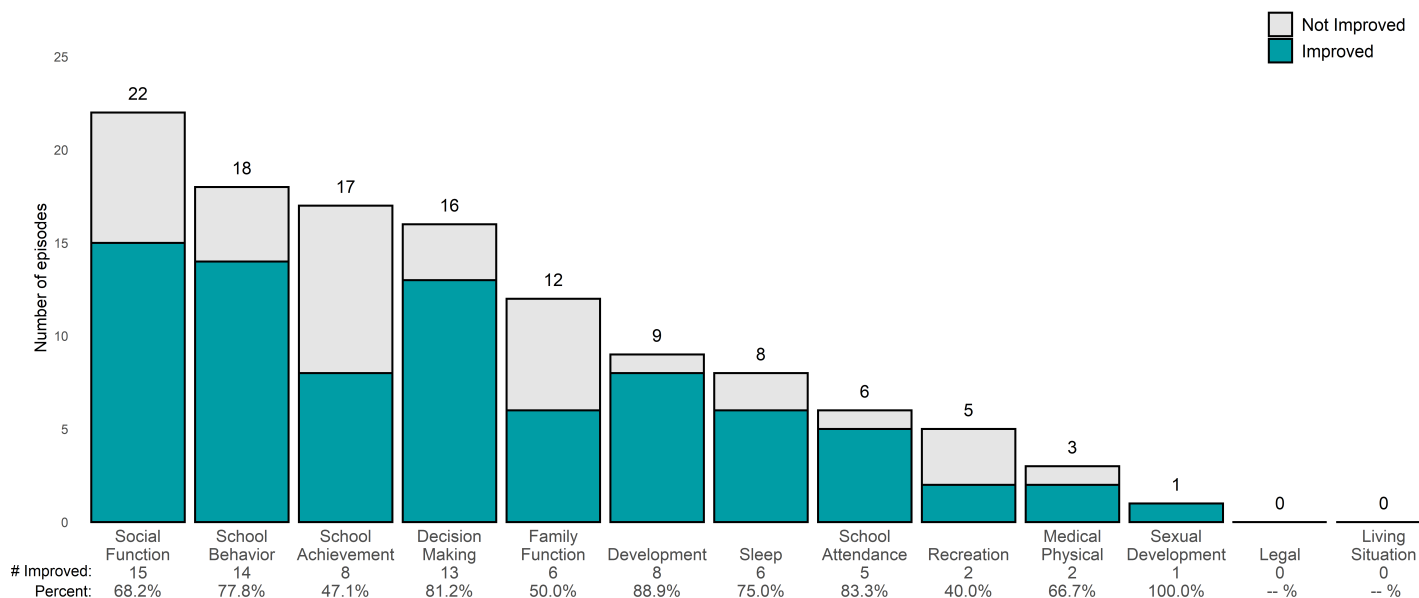
*The two most recent CANS are included for each child/youth episode, with the most recent CANS occurring during the reporting period. Only CANS with a minimum of 8 months of treatment between assessments are included. Actionable ratings are items rated as a 2 or a 3, and improvement is a decrease of 1 point or more.

Homeless Children's NW Ma'at (38ASMT)

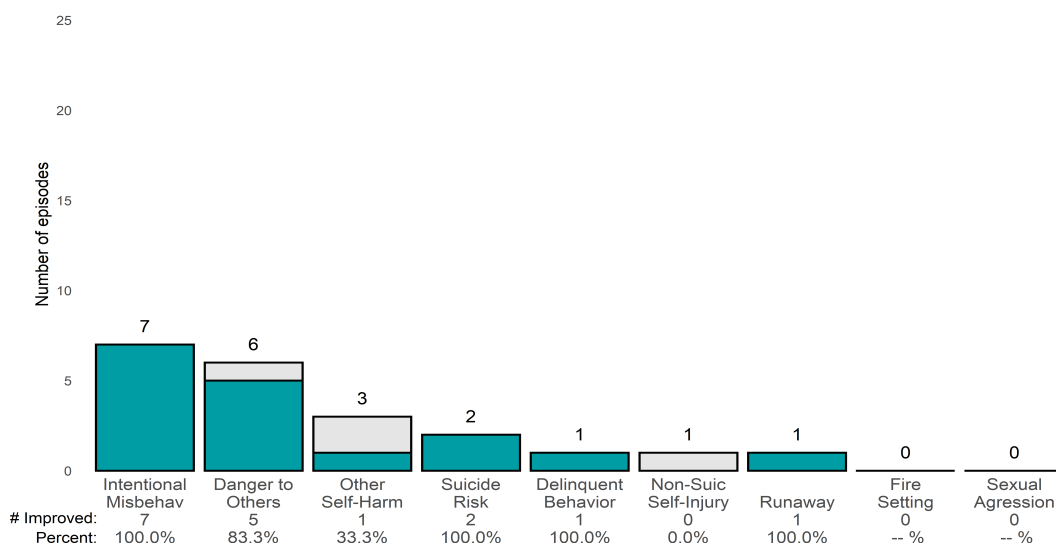
FY20-21 Q4 Performance Objective A.2a Needs Outcomes Item-Level Report

7/1/2020 - 6/30/2021

Impact on Functioning • 6 thru 20



Risk Behaviors • 6 thru 20



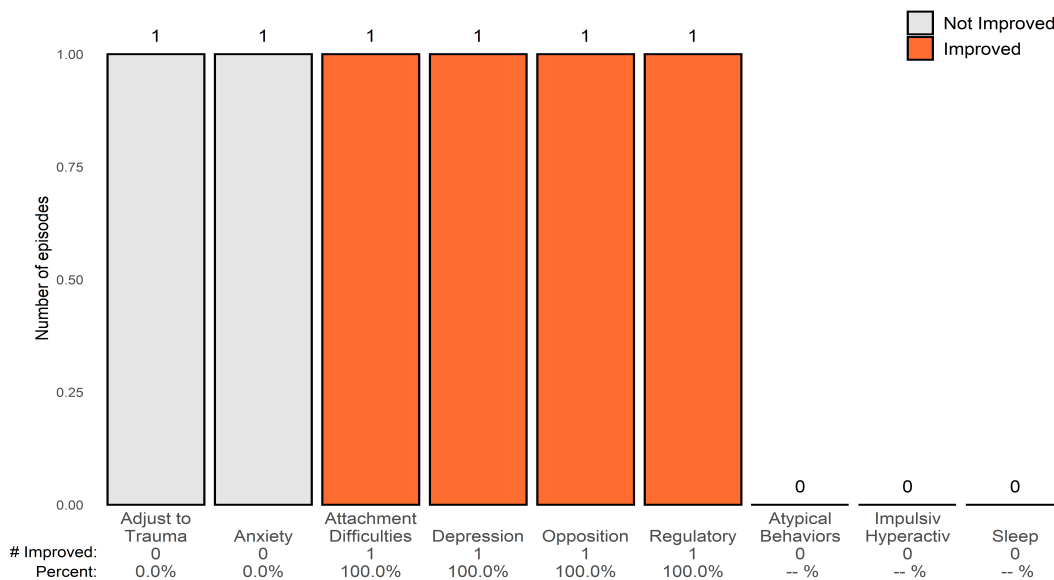
Homeless Children's NW Ma'at (38ASMT)

FY20-21 Q4 Performance Objective A.2a Needs Outcomes Item-Level Report

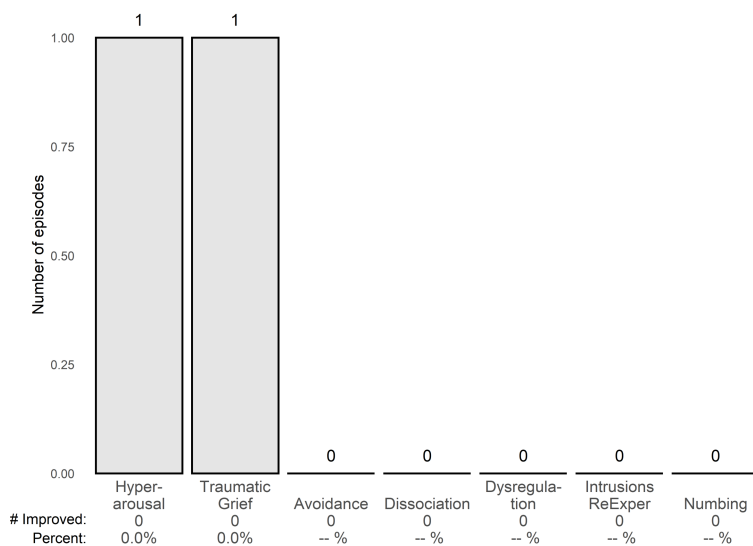
7/1/2020 - 6/30/2021

Behavioral/Emotional Needs • 0 thru 5

CANS pairs for 0 thru 5: 1



Traumatic Stress Symptoms • 0 thru 5

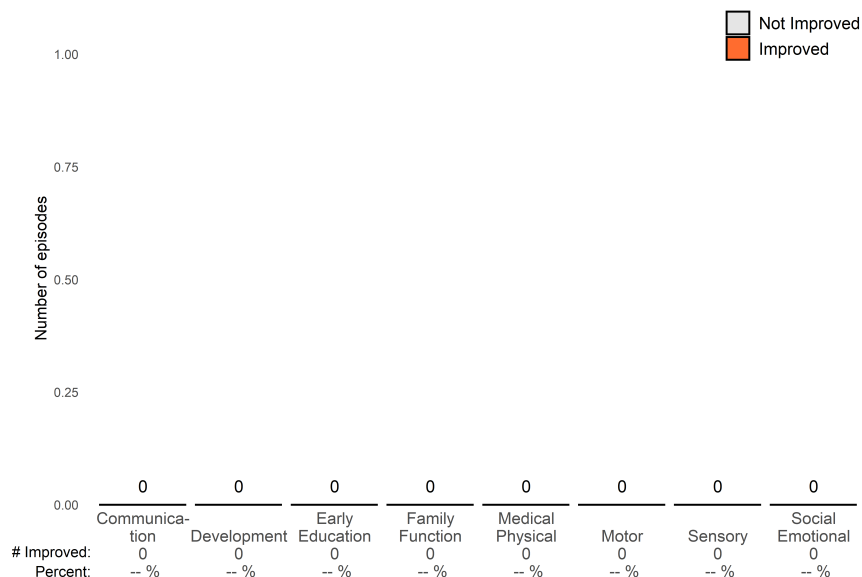


Homeless Children's NW Ma'at (38ASMT)


FY20-21 Q4 Performance Objective A.2a Needs Outcomes Item-Level Report

7/1/2020 - 6/30/2021

Impact on Functioning • 0 thru 5



Risk Behaviors • 0 thru 5



Huckleberry Youth Prog Psychsoc (38BU3)

FY20-21 Q4 Performance Objective A.2a Needs Outcomes Item-Level Report

7/1/2020 - 6/30/2021

The charts below display the Needs items from the CANS. The stacked columns represent the total number of episodes with an actionable rating on each item, and the number of those that improved.*

Mean number of months between CANS: 10.6 • Median number of months between CANS: 10.3

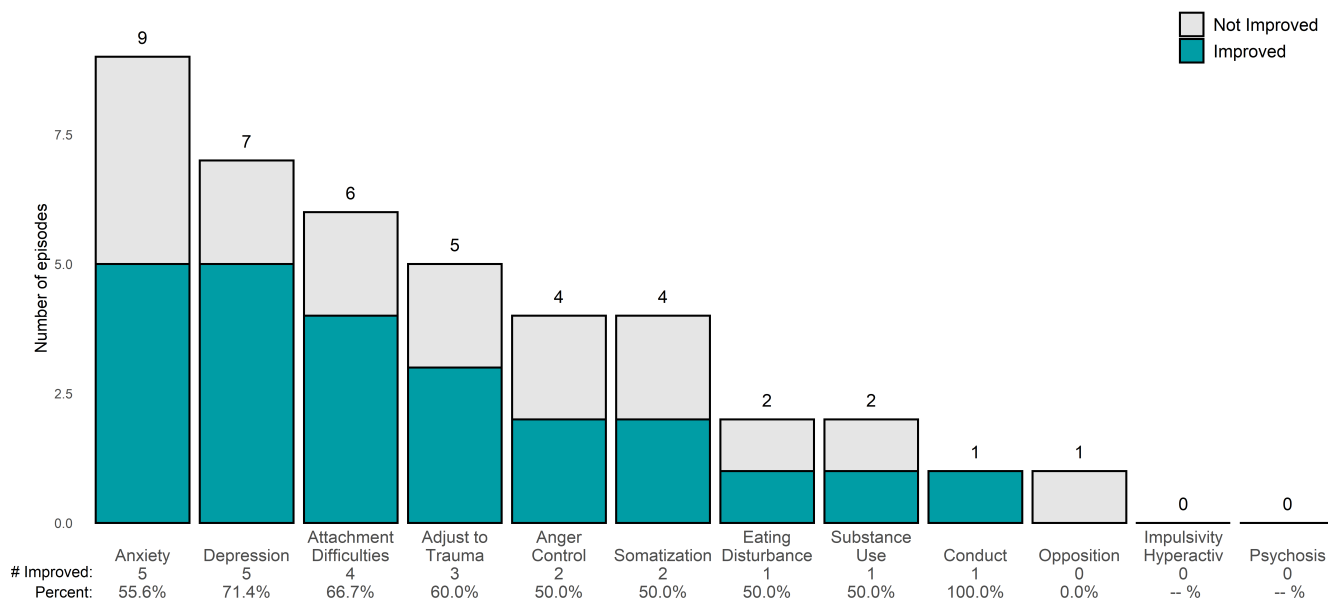
Number of CANS pairs with actionable items: 14 • Number of CANS pairs with improvement: 11

Number of CANS pairs without actionable items: 1 • Number of children/youth: 15

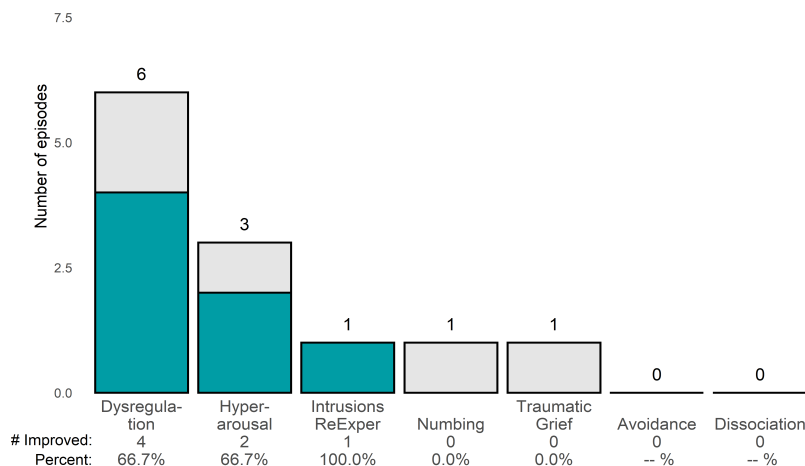
Percent of episodes improved on 50% or more of items: **78.6%**

Behavioral/Emotional Needs • 6 thru 20

CANS pairs for 6 thru 20: 14



Traumatic Stress Symptoms • 6 thru 20



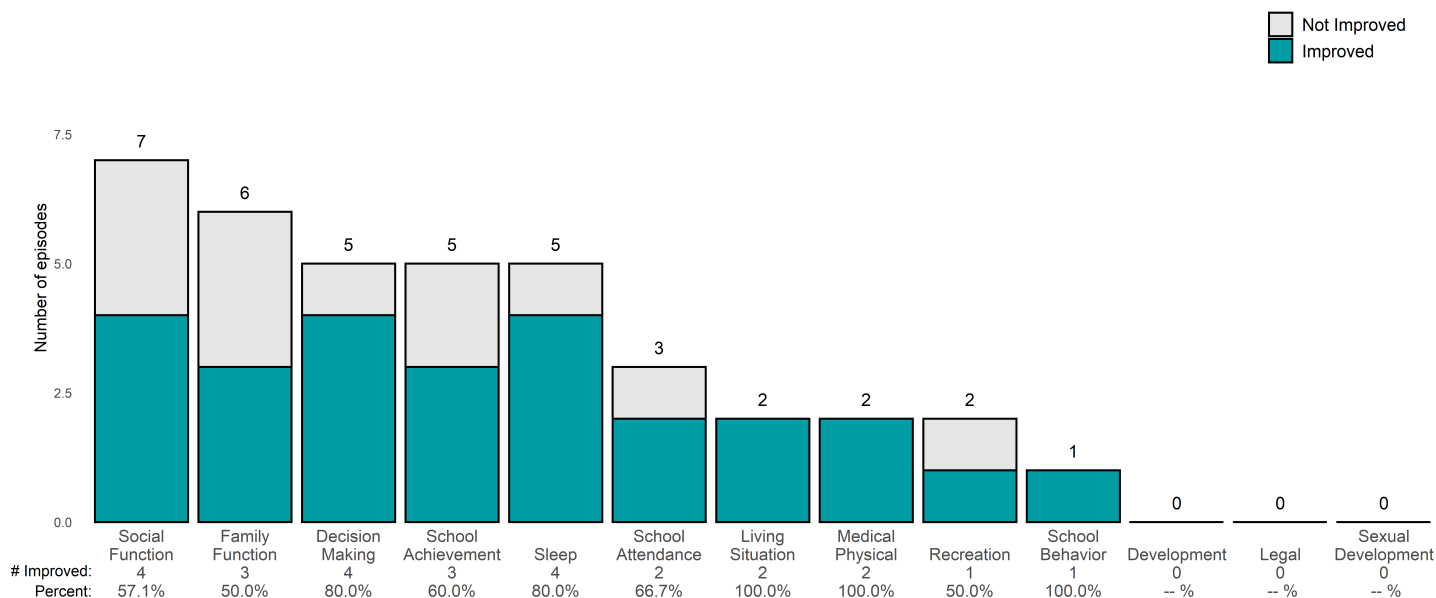
*The two most recent CANS are included for each child/youth episode, with the most recent CANS occurring during the reporting period. Only CANS with a minimum of 8 months of treatment between assessments are included. Actionable ratings are items rated as a 2 or a 3, and improvement is a decrease of 1 point or more.

Huckleberry Youth Prog Psychsoc (38BU3)

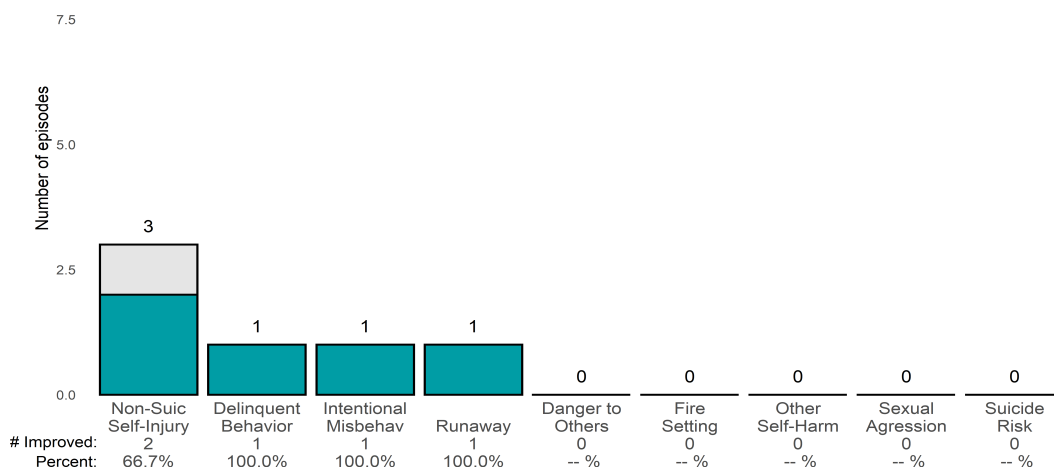
FY20-21 Q4 Performance Objective A.2a Needs Outcomes Item-Level Report

7/1/2020 - 6/30/2021

Impact on Functioning • 6 thru 20



Risk Behaviors • 6 thru 20



IFR Semillas De Paz (38LASP)

FY20-21 Q4 Performance Objective A.2a Needs Outcomes Item-Level Report

7/1/2020 - 6/30/2021

The charts below display the Needs items from the CANS. The stacked columns represent the total number of episodes with an actionable rating on each item, and the number of those that improved.*

Mean number of months between CANS: 8.9 • Median number of months between CANS: 8.2

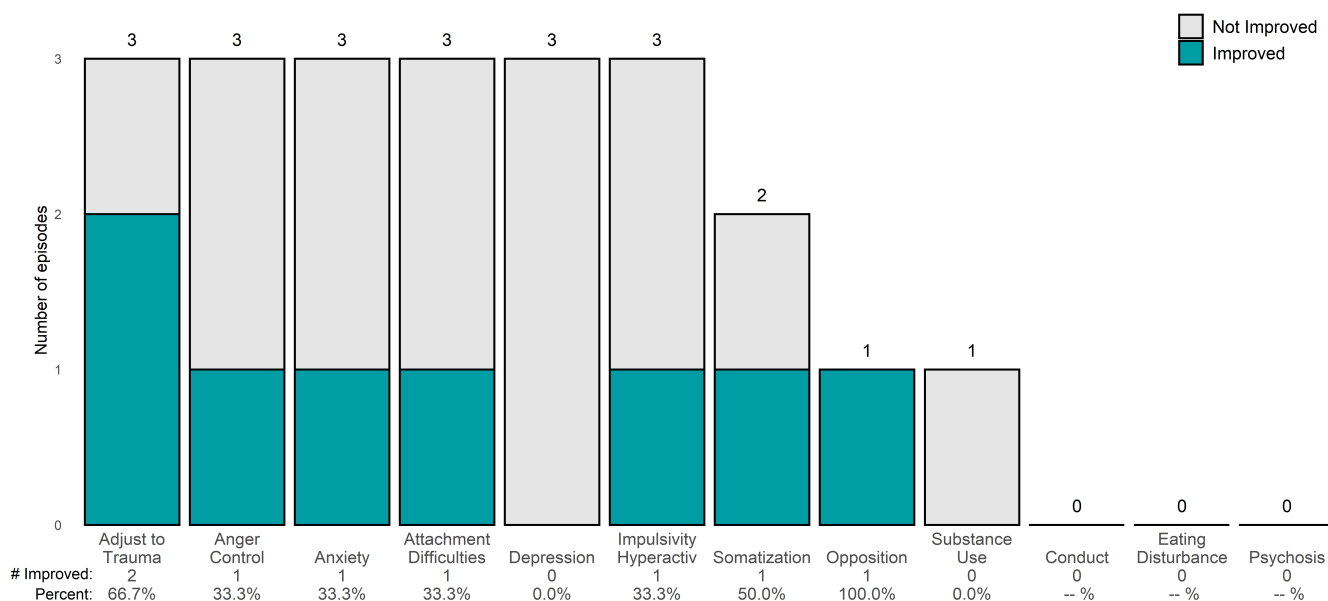
Number of CANS pairs with actionable items: 3 • Number of CANS pairs with improvement: 1

Number of CANS pairs without actionable items: 0 • Number of children/youth: 3

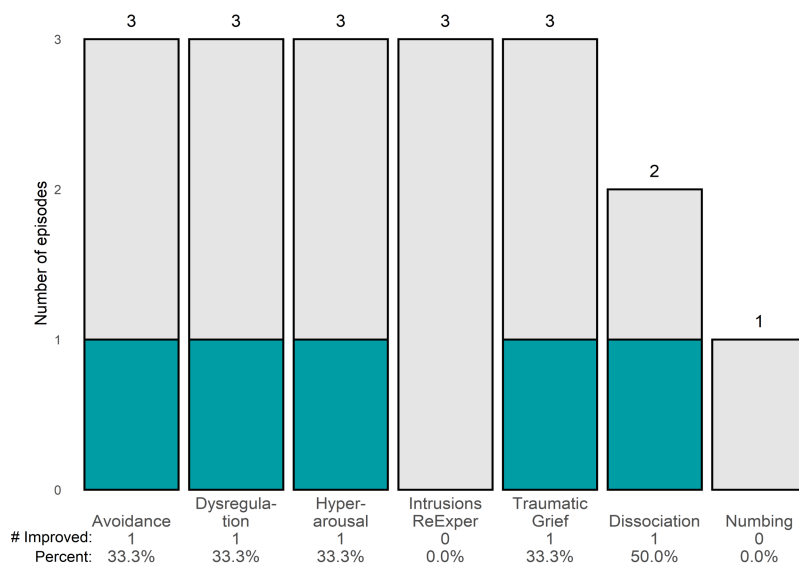
Percent of episodes improved on 50% or more of items: **33.3%**

Behavioral/Emotional Needs • 6 thru 20

CANS pairs for 6 thru 20: 3



Traumatic Stress Symptoms • 6 thru 20



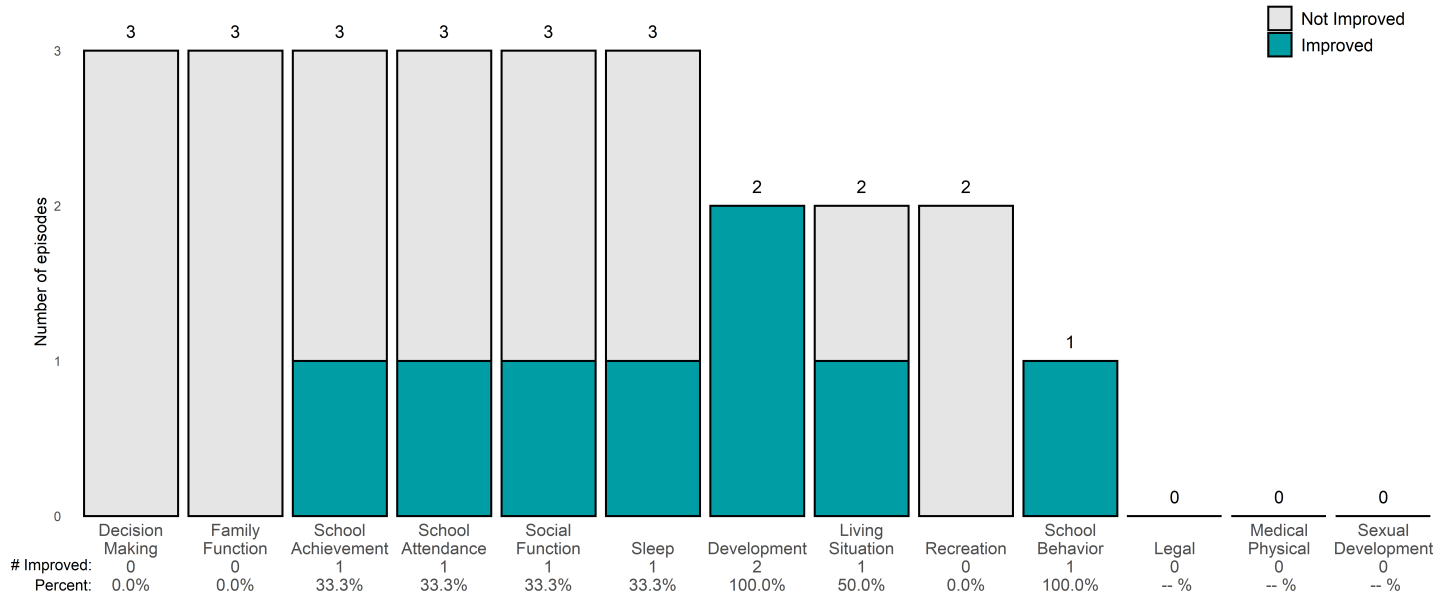
*The two most recent CANS are included for each child/youth episode, with the most recent CANS occurring during the reporting period. Only CANS with a minimum of 8 months of treatment between assessments are included. Actionable ratings are items rated as a 2 or a 3, and improvement is a decrease of 1 point or more.

IFR Semillas De Paz (38LASP)

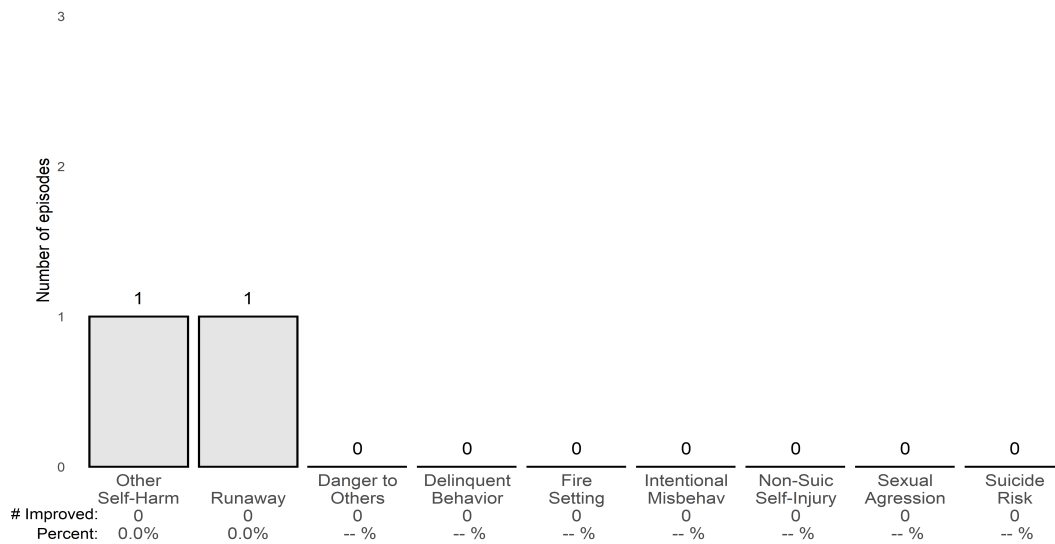
FY20-21 Q4 Performance Objective A.2a Needs Outcomes Item-Level Report

7/1/2020 - 6/30/2021

Impact on Functioning • 6 thru 20



Risk Behaviors • 6 thru 20



Infant Parent Prg-IPP SED-psyc (38C84)

FY20-21 Q4 Performance Objective A.2a Needs Outcomes Item-Level Report

7/1/2020 - 6/30/2021

The charts below display the Needs items from the CANS. The stacked columns represent the total number of episodes with an actionable rating on each item, and the number of those that improved.*

Mean number of months between CANS: 11.0 • Median number of months between CANS: 11.4

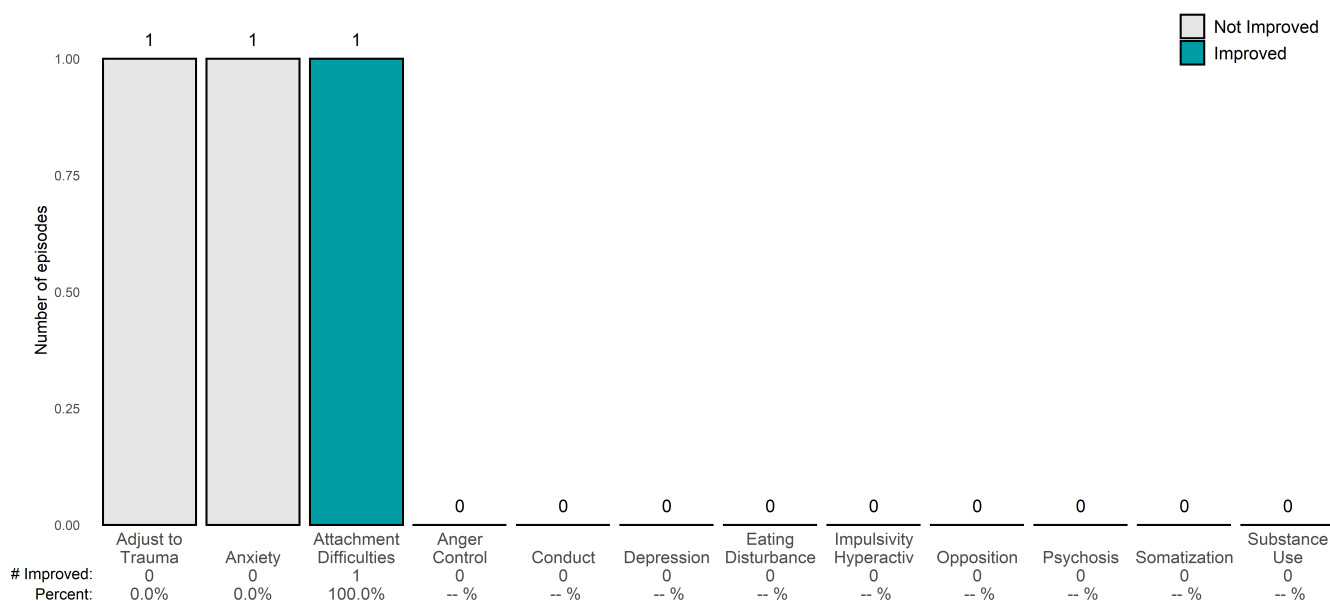
Number of CANS pairs with actionable items: 10 • Number of CANS pairs with improvement: 4

Number of CANS pairs without actionable items: 1 • Number of children/youth: 11

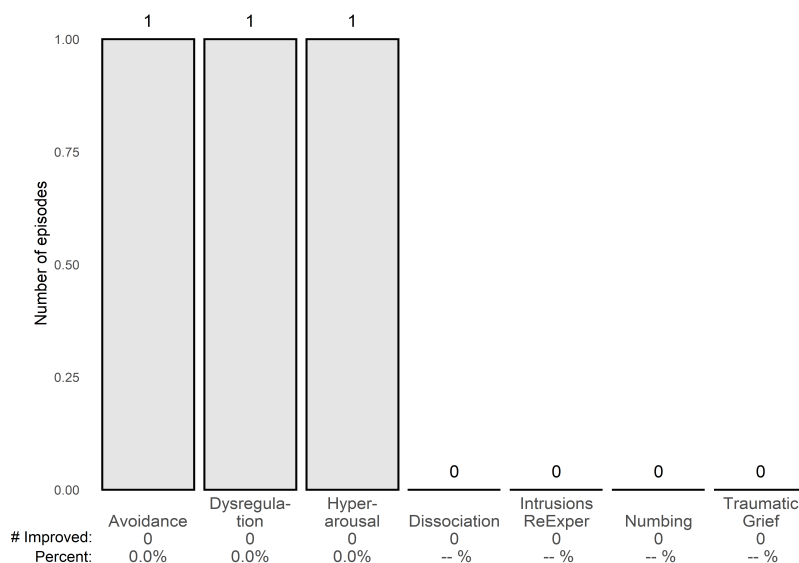
Percent of episodes improved on 50% or more of items: **40.0%**

Behavioral/Emotional Needs • 6 thru 20

CANS pairs for 6 thru 20: 1



Traumatic Stress Symptoms • 6 thru 20



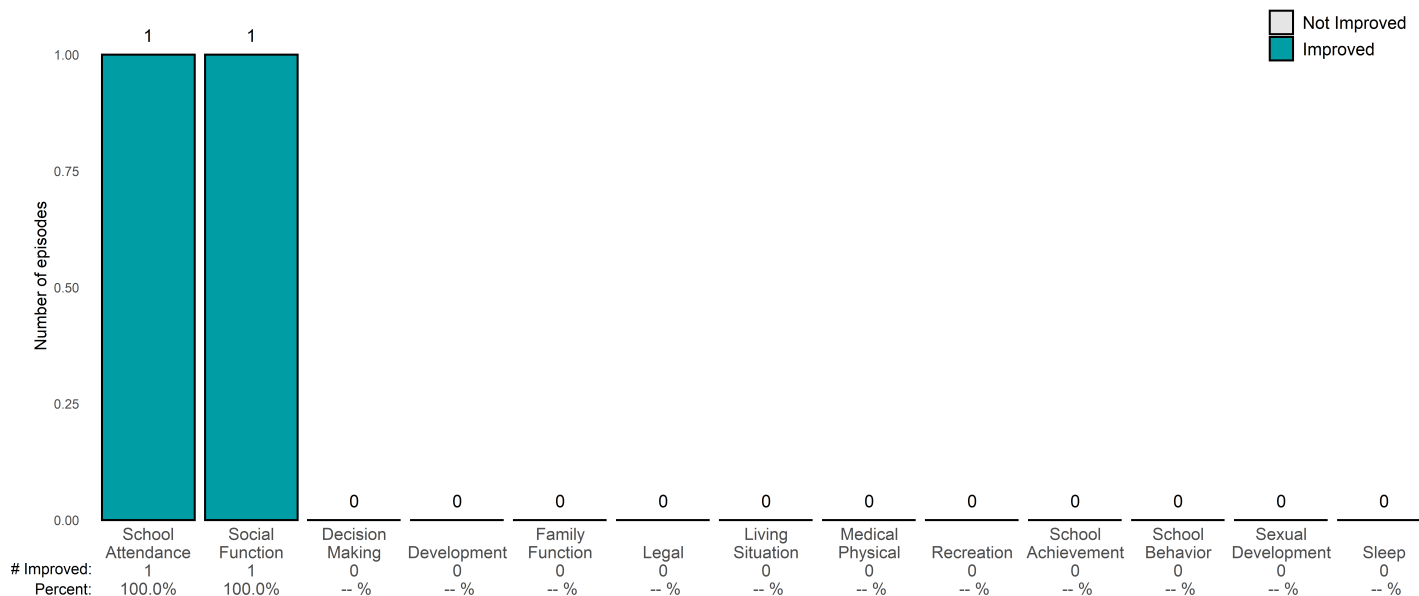
*The two most recent CANS are included for each child/youth episode, with the most recent CANS occurring during the reporting period. Only CANS with a minimum of 8 months of treatment between assessments are included. Actionable ratings are items rated as a 2 or a 3, and improvement is a decrease of 1 point or more.

Infant Parent Prg-IPP SED-psyc (38C84)

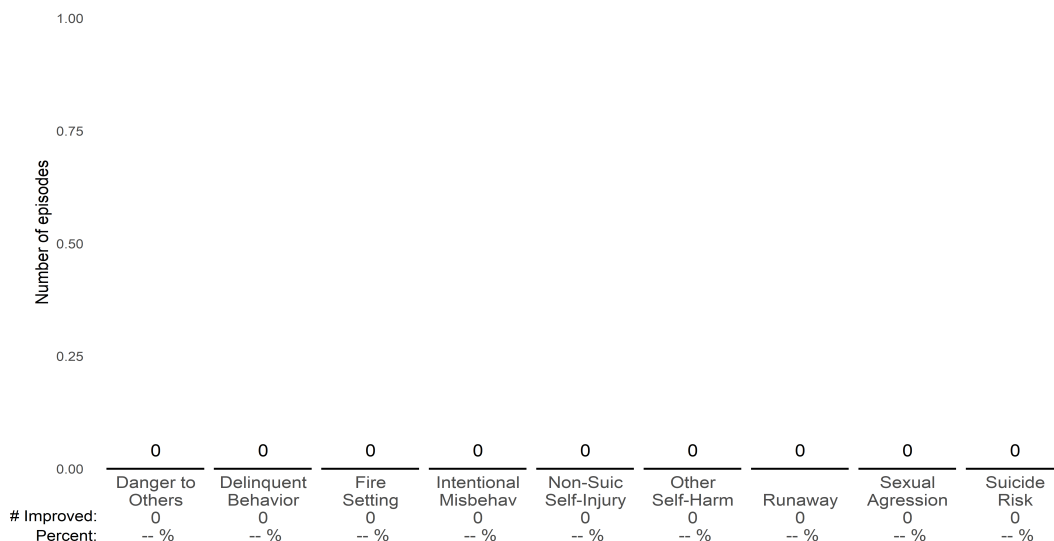
FY20-21 Q4 Performance Objective A.2a Needs Outcomes Item-Level Report

7/1/2020 - 6/30/2021

Impact on Functioning • 6 thru 20



Risk Behaviors • 6 thru 20



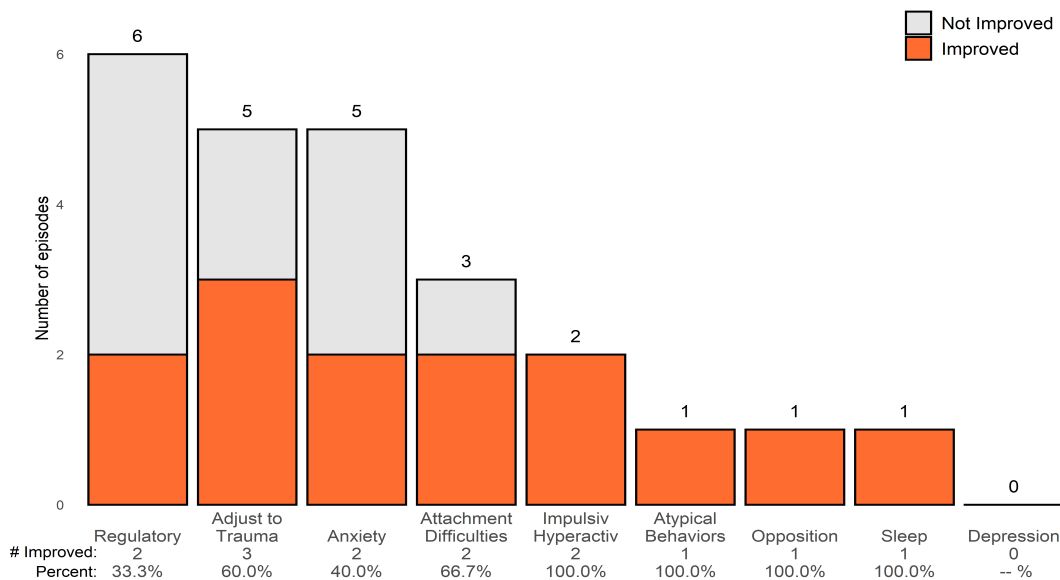
Infant Parent Prg-IPP SED-psyc (38C84)

FY20-21 Q4 Performance Objective A.2a Needs Outcomes Item-Level Report

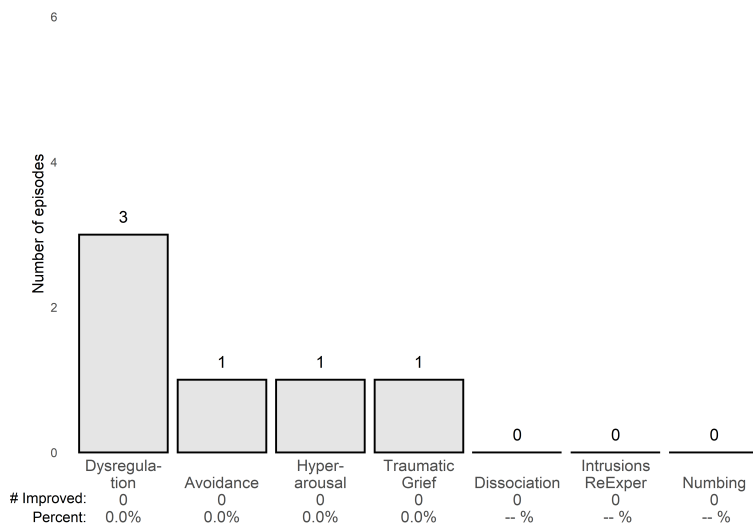
7/1/2020 - 6/30/2021

Behavioral/Emotional Needs • 0 thru 5

CANS pairs for 0 thru 5: 9



Traumatic Stress Symptoms • 0 thru 5

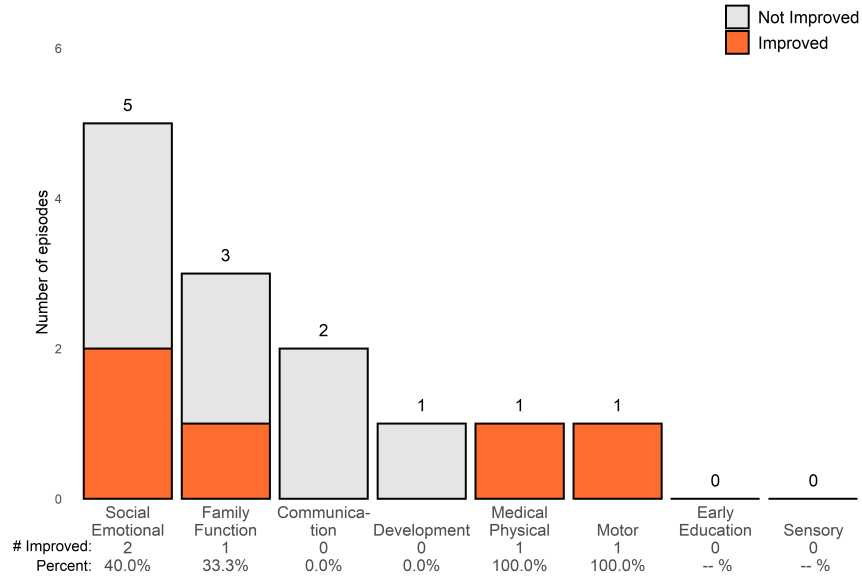


Infant Parent Prg-IPP SED-psyc (38C84)


FY20-21 Q4 Performance Objective A.2a Needs Outcomes Item-Level Report

7/1/2020 - 6/30/2021

Impact on Functioning • 0 thru 5



Risk Behaviors • 0 thru 5



Instituto (IFR) Spark FSP (3818FSP)

FY20-21 Q4 Performance Objective A.2a Needs Outcomes Item-Level Report

7/1/2020 - 6/30/2021

The charts below display the Needs items from the CANS. The stacked columns represent the total number of episodes with an actionable rating on each item, and the number of those that improved.*

Mean number of months between CANS: 12.0 • Median number of months between CANS: 10.6

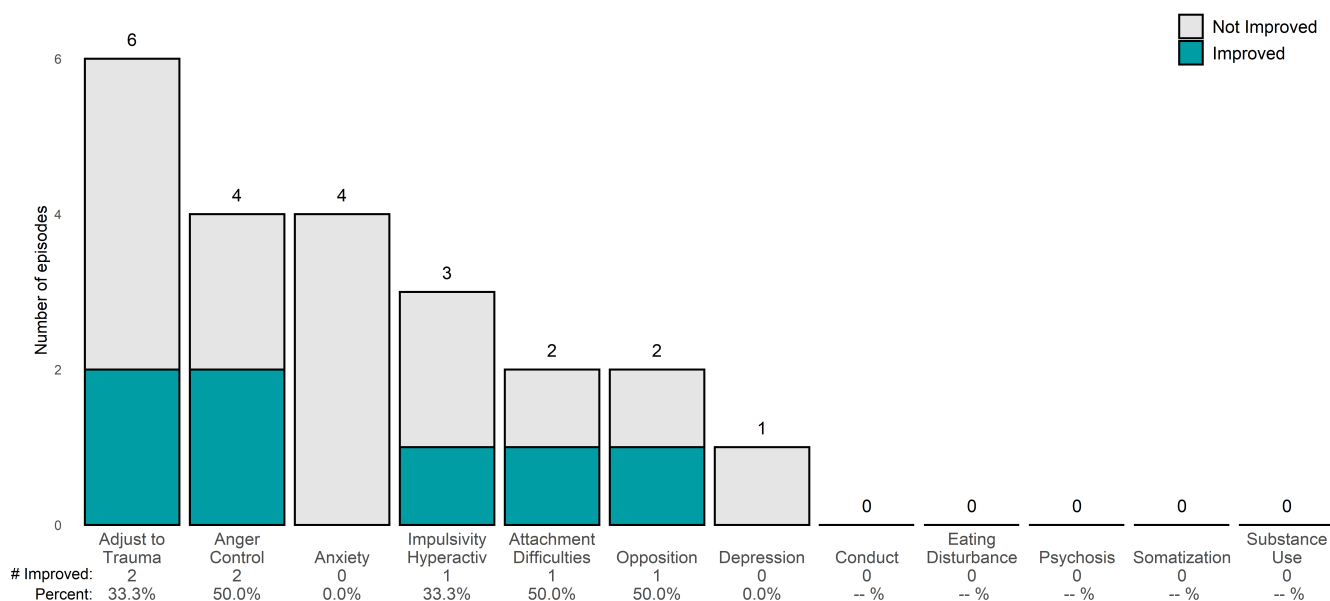
Number of CANS pairs with actionable items: 12 • Number of CANS pairs with improvement: 3

Number of CANS pairs without actionable items: 0 • Number of children/youth: 12

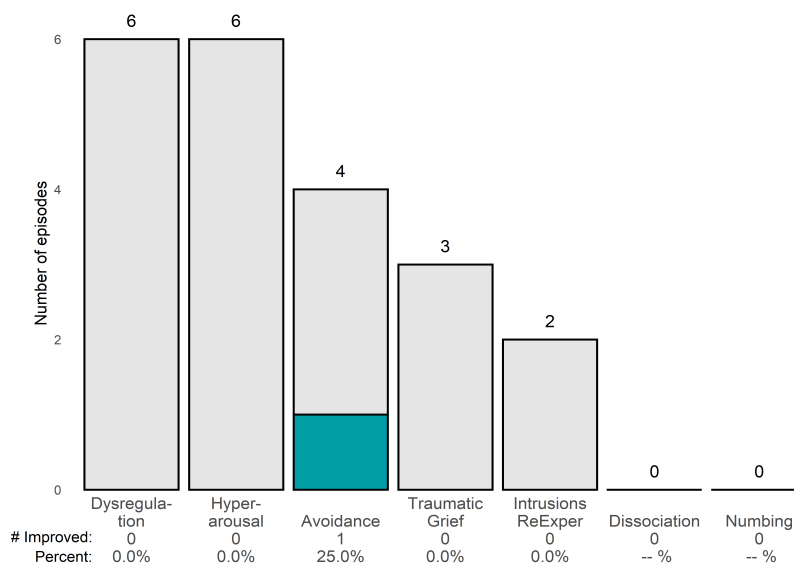
Percent of episodes improved on 50% or more of items: **25.0%**

Behavioral/Emotional Needs • 6 thru 20

CANS pairs for 6 thru 20: 7



Traumatic Stress Symptoms • 6 thru 20



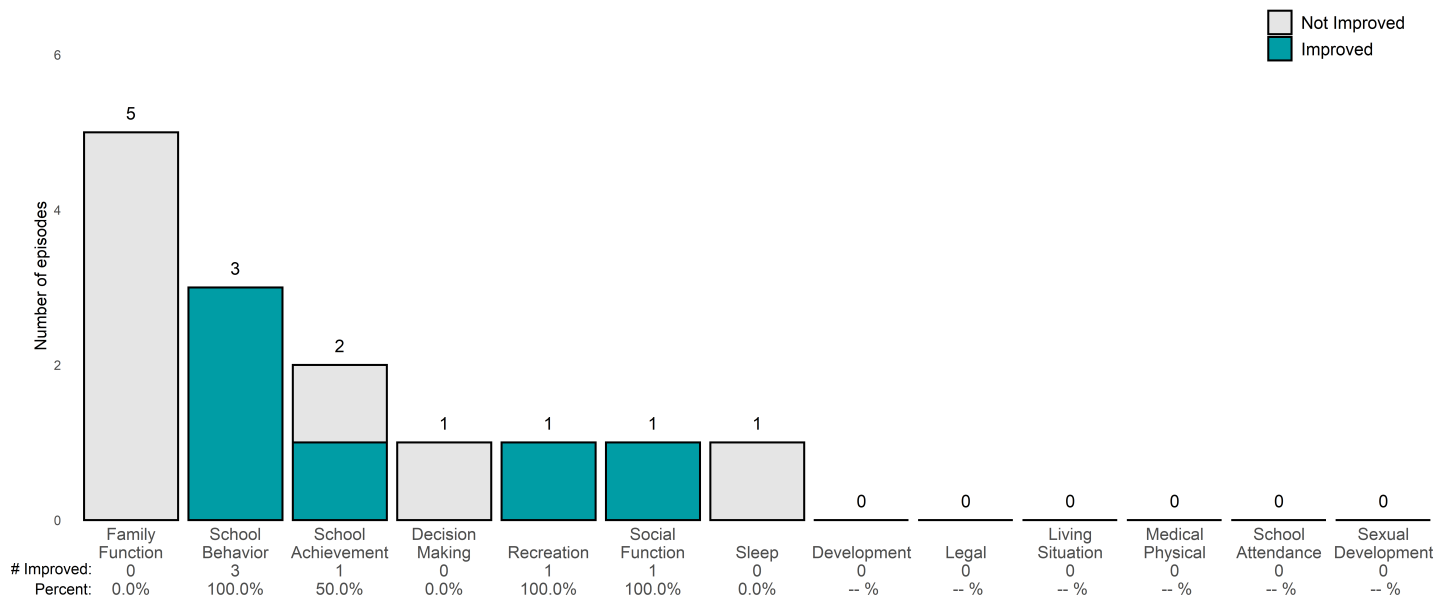
*The two most recent CANS are included for each child/youth episode, with the most recent CANS occurring during the reporting period. Only CANS with a minimum of 8 months of treatment between assessments are included. Actionable ratings are items rated as a 2 or a 3, and improvement is a decrease of 1 point or more.

Instituto (IFR) Spark FSP (3818FSP)

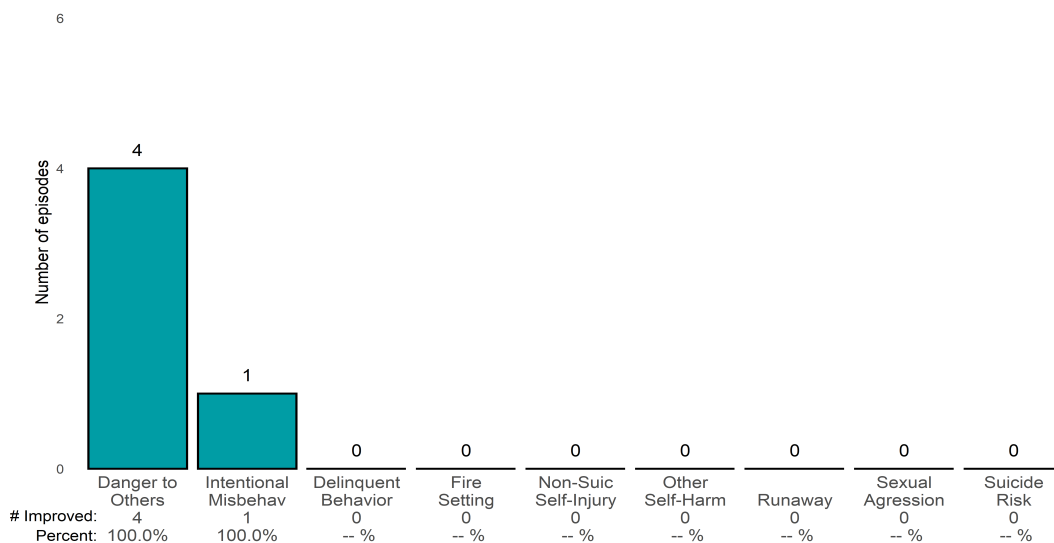
FY20-21 Q4 Performance Objective A.2a Needs Outcomes Item-Level Report

7/1/2020 - 6/30/2021

Impact on Functioning • 6 thru 20



Risk Behaviors • 6 thru 20



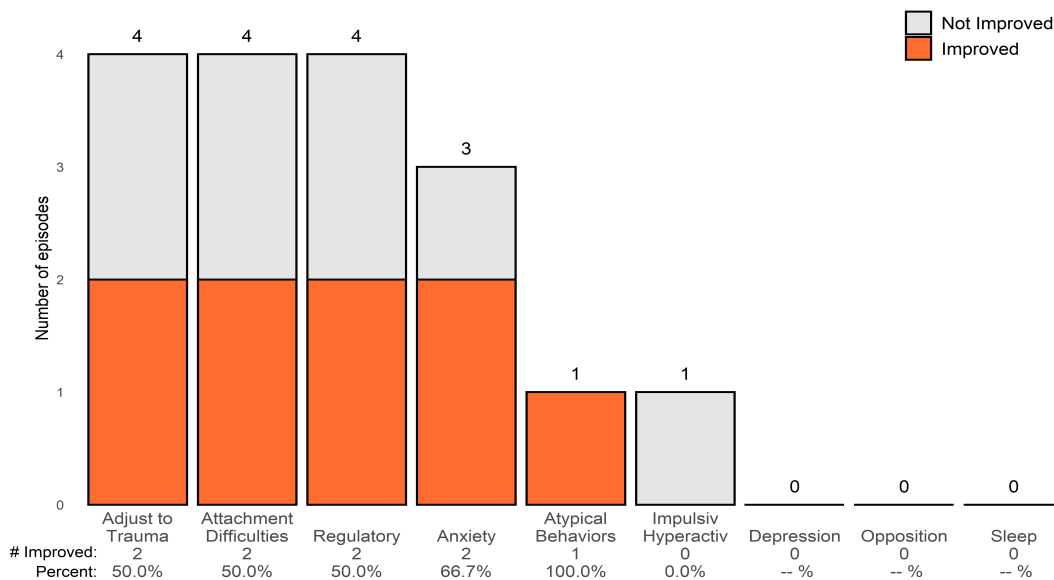
Instituto (IFR) Spark FSP (3818FSP)

FY20-21 Q4 Performance Objective A.2a
Needs Outcomes Item-Level Report

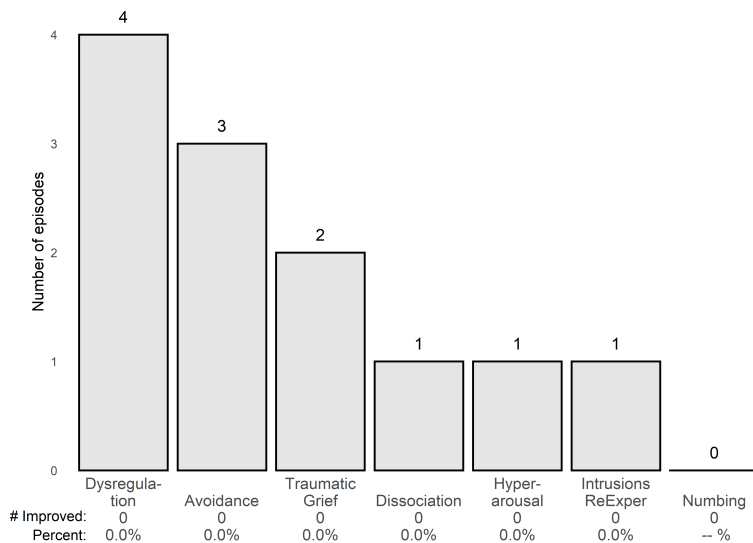
7/1/2020 - 6/30/2021

Behavioral/Emotional Needs • 0 thru 5

CANS pairs for 0 thru 5: 5



Traumatic Stress Symptoms • 0 thru 5

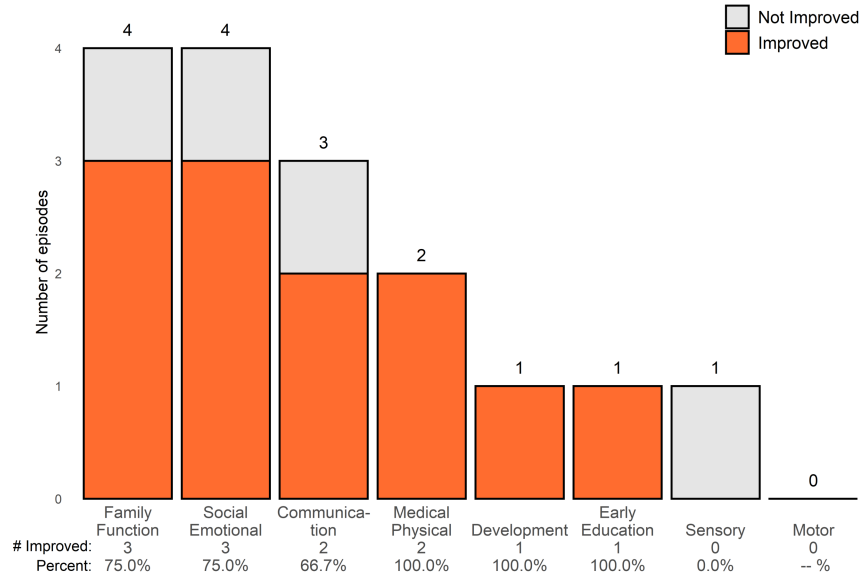


Instituto (IFR) Spark FSP (3818FSP)

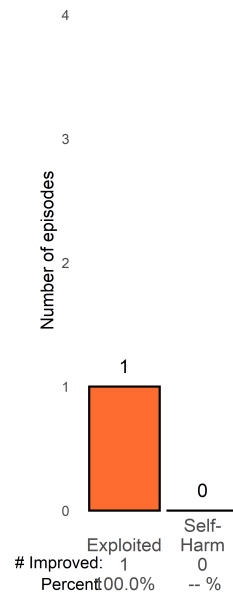
FY20-21 Q4 Performance Objective A.2a Needs Outcomes Item-Level Report

7/1/2020 - 6/30/2021

Impact on Functioning • 0 thru 5



Risk Behaviors • 0 thru 5



Instituto Fam Child Care 2 (38182)

FY20-21 Q4 Performance Objective A.2a Needs Outcomes Item-Level Report

7/1/2020 - 6/30/2021

The charts below display the Needs items from the CANS. The stacked columns represent the total number of episodes with an actionable rating on each item, and the number of those that improved.*

Mean number of months between CANS: 11.3 • Median number of months between CANS: 10.7

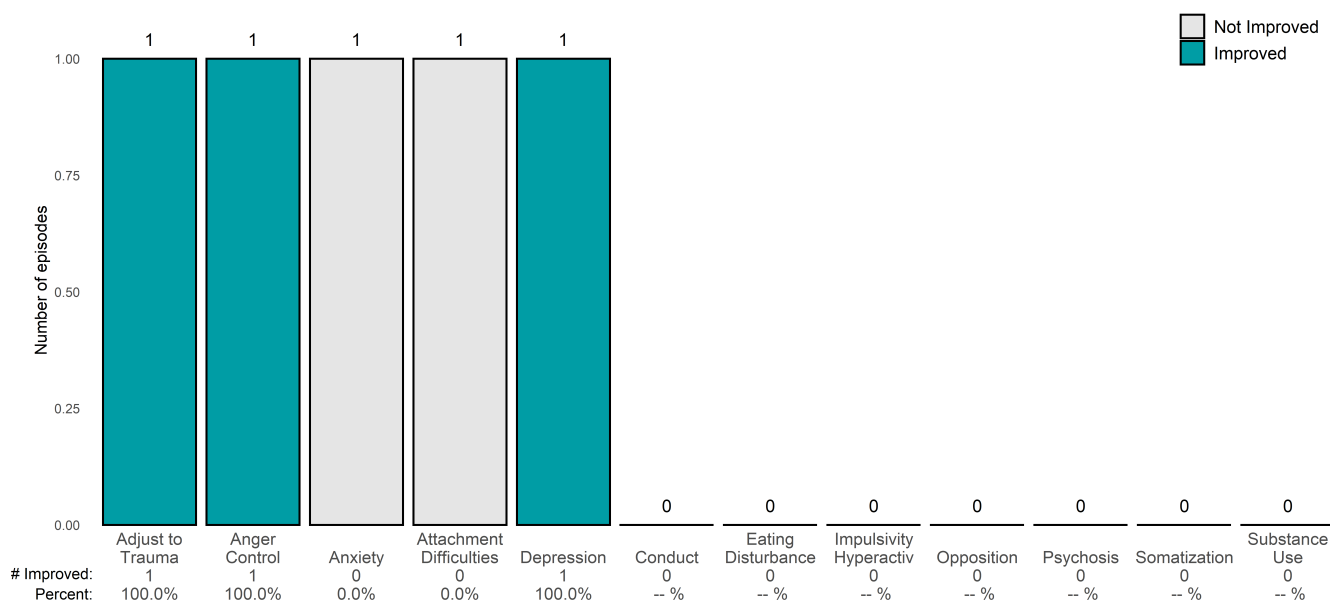
Number of CANS pairs with actionable items: 7 • Number of CANS pairs with improvement: 4

Number of CANS pairs without actionable items: 0 • Number of children/youth: 7

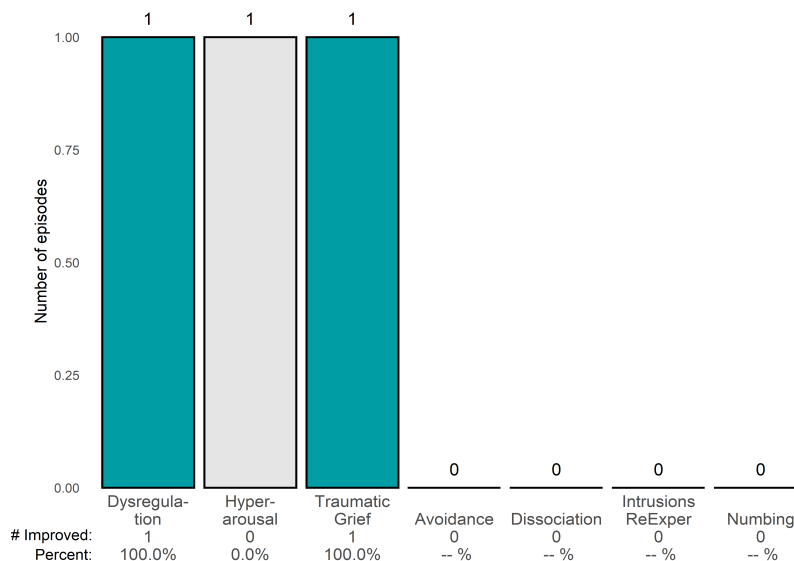
Percent of episodes improved on 50% or more of items: **57.1%**

Behavioral/Emotional Needs • 6 thru 20

CANS pairs for 6 thru 20: 1



Traumatic Stress Symptoms • 6 thru 20



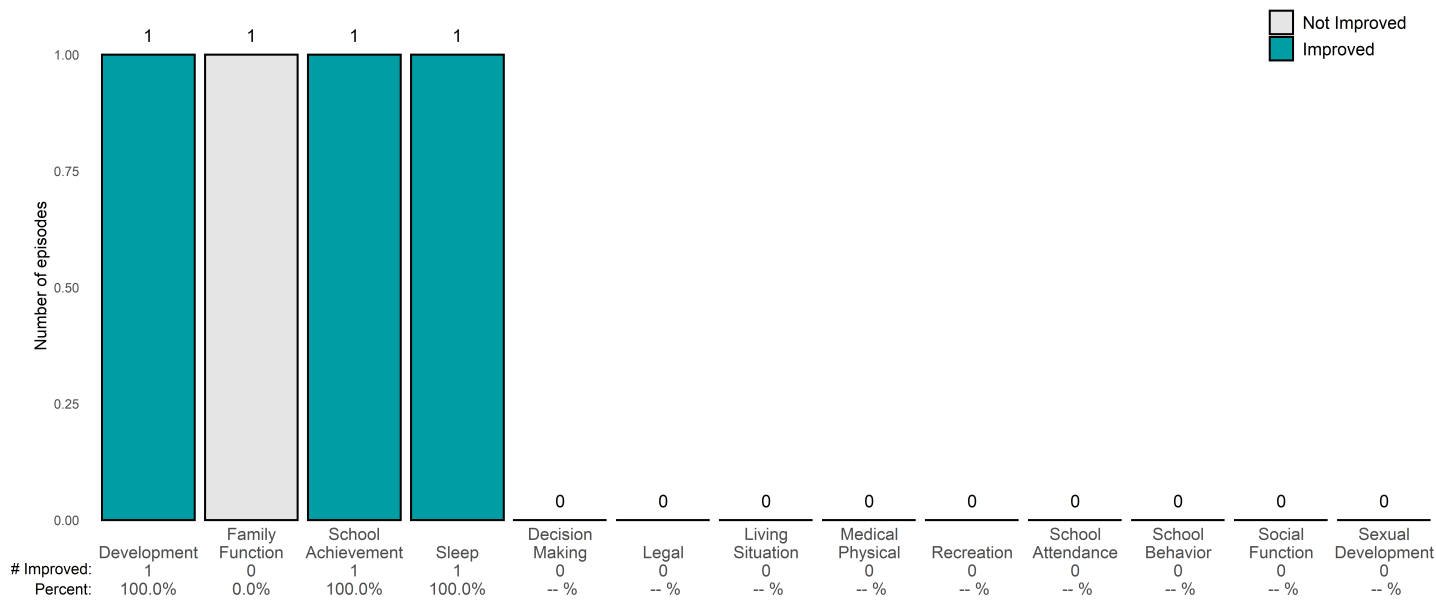
*The two most recent CANS are included for each child/youth episode, with the most recent CANS occurring during the reporting period. Only CANS with a minimum of 8 months of treatment between assessments are included. Actionable ratings are items rated as a 2 or a 3, and improvement is a decrease of 1 point or more.

Instituto Fam Child Care 2 (38182)

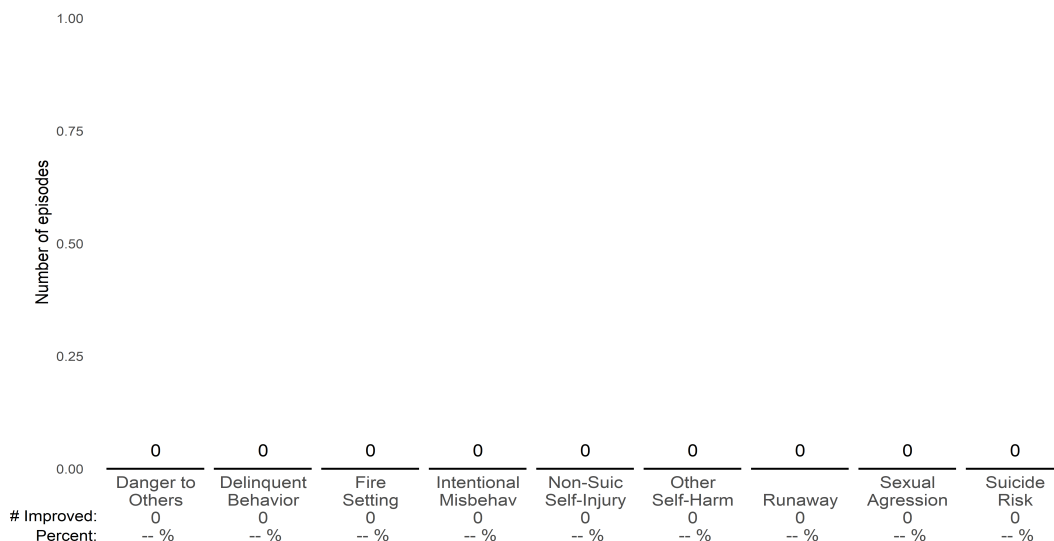
FY20-21 Q4 Performance Objective A.2a Needs Outcomes Item-Level Report

7/1/2020 - 6/30/2021

Impact on Functioning • 6 thru 20



Risk Behaviors • 6 thru 20



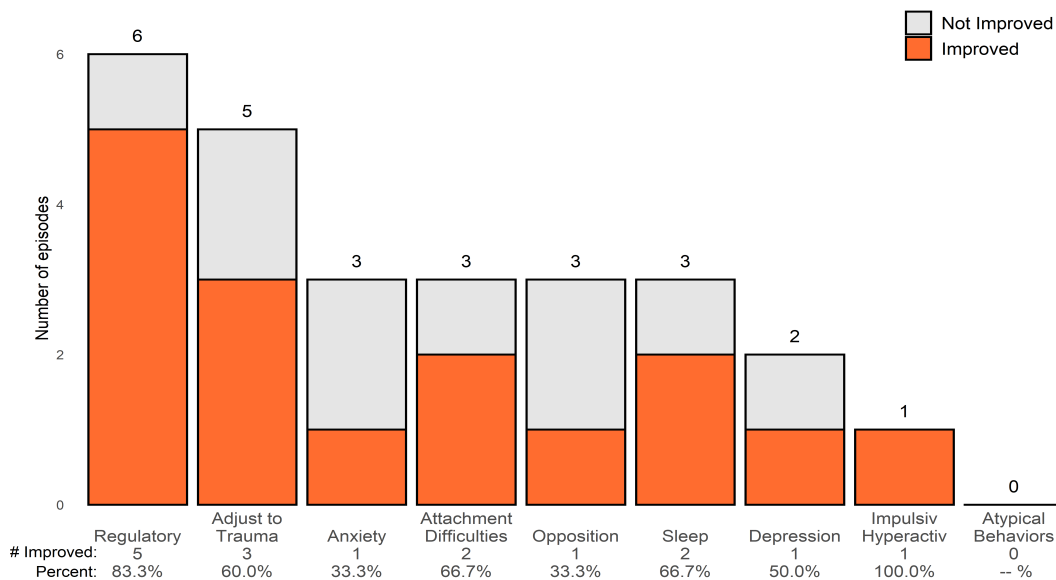
Instituto Fam Child Care 2 (38182)

FY20-21 Q4 Performance Objective A.2a
Needs Outcomes Item-Level Report

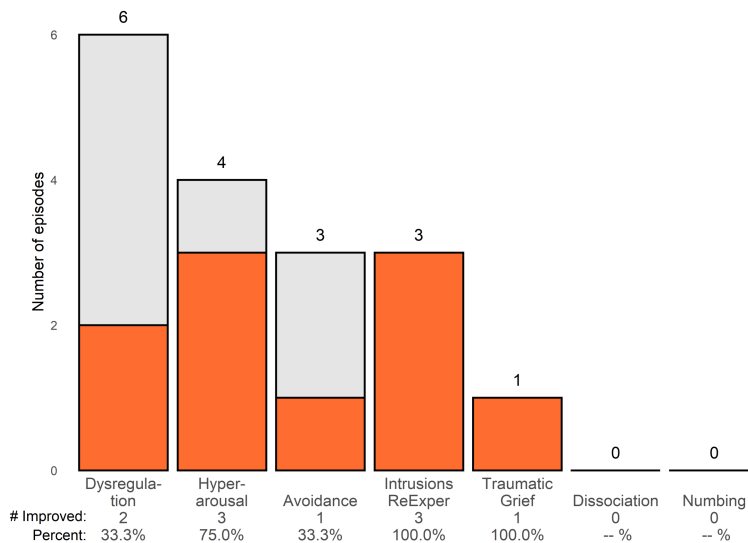
7/1/2020 - 6/30/2021

Behavioral/Emotional Needs • 0 thru 5

CANS pairs for 0 thru 5: 6



Traumatic Stress Symptoms • 0 thru 5

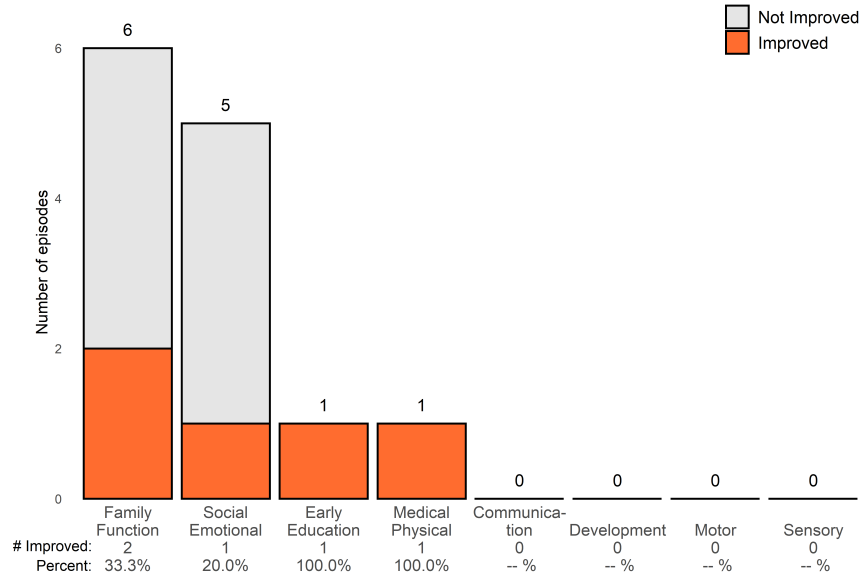


Instituto Fam Child Care 2 (38182)


FY20-21 Q4 Performance Objective A.2a Needs Outcomes Item-Level Report

7/1/2020 - 6/30/2021

Impact on Functioning • 0 thru 5



Risk Behaviors • 0 thru 5



Instituto Fam DeLaRaza (38186)

FY20-21 Q4 Performance Objective A.2a Needs Outcomes Item-Level Report

7/1/2020 - 6/30/2021

The charts below display the Needs items from the CANS. The stacked columns represent the total number of episodes with an actionable rating on each item, and the number of those that improved.*

Mean number of months between CANS: 10.5 • Median number of months between CANS: 10.7

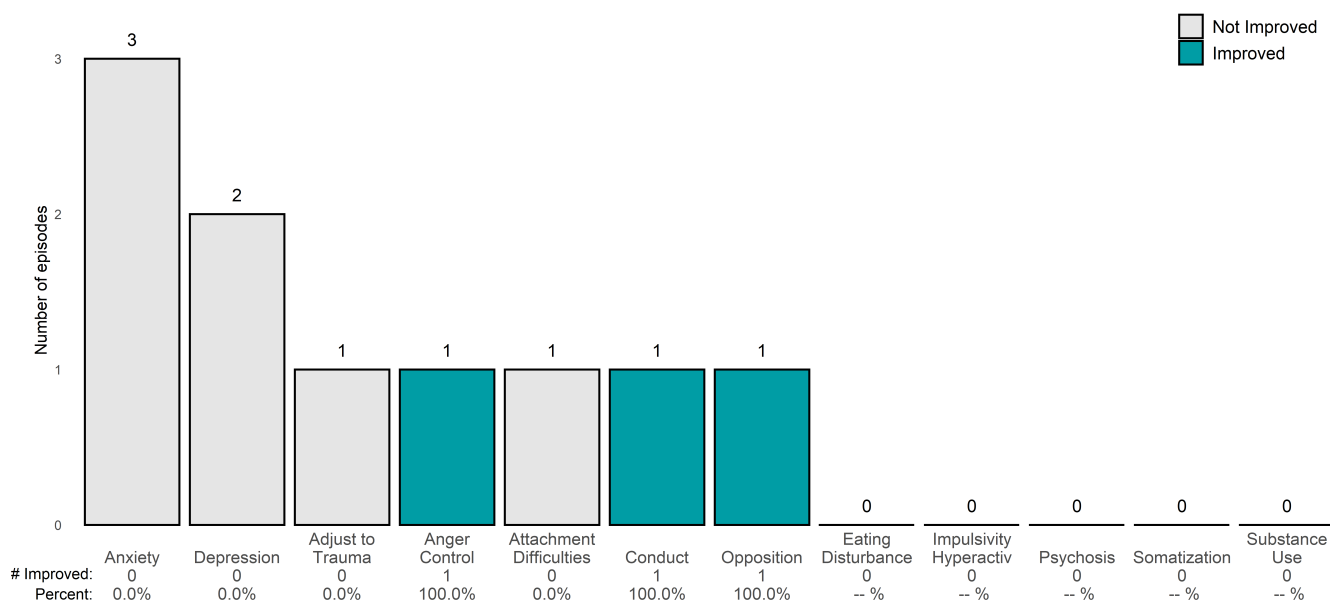
Number of CANS pairs with actionable items: 3 • Number of CANS pairs with improvement: 0

Number of CANS pairs without actionable items: 0 • Number of children/youth: 3

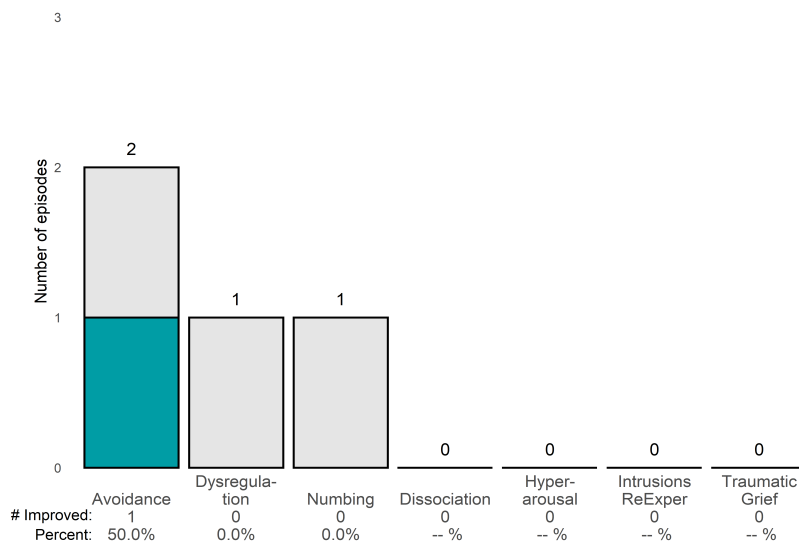
Percent of episodes improved on 50% or more of items: **0.0%**

Behavioral/Emotional Needs • 6 thru 20

CANS pairs for 6 thru 20: 3



Traumatic Stress Symptoms • 6 thru 20



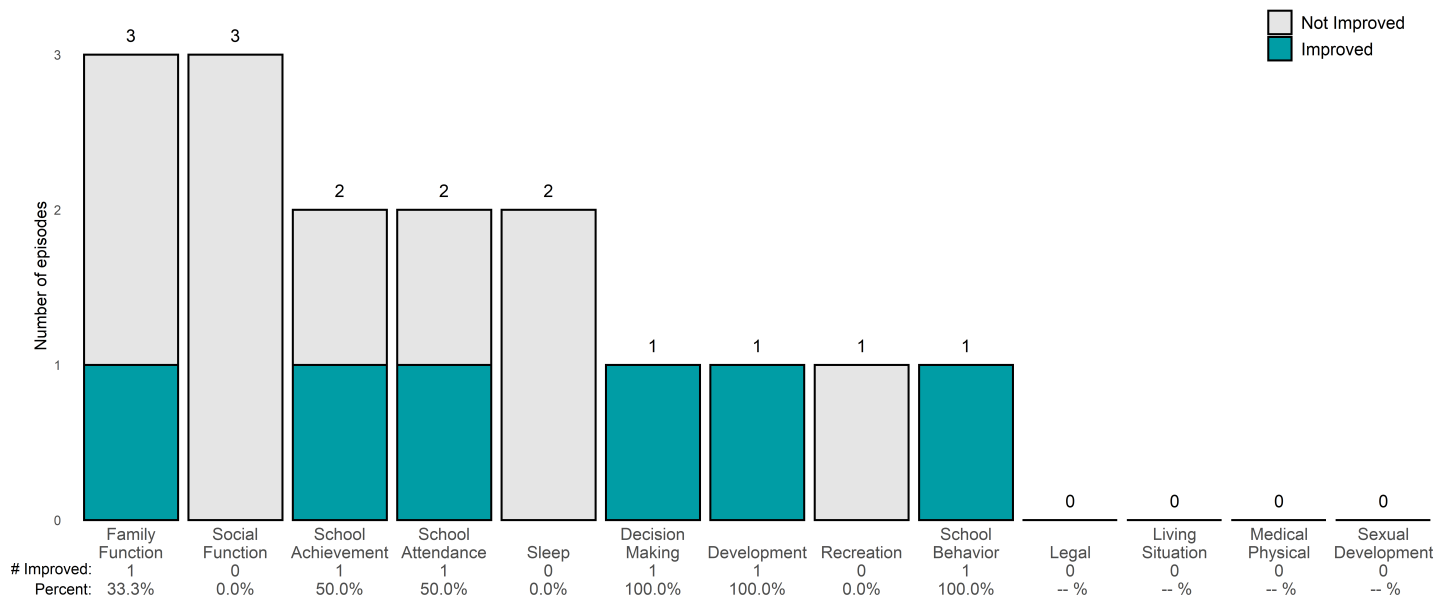
*The two most recent CANS are included for each child/youth episode, with the most recent CANS occurring during the reporting period. Only CANS with a minimum of 8 months of treatment between assessments are included. Actionable ratings are items rated as a 2 or a 3, and improvement is a decrease of 1 point or more.

Instituto Fam DeLaRaza (38186)

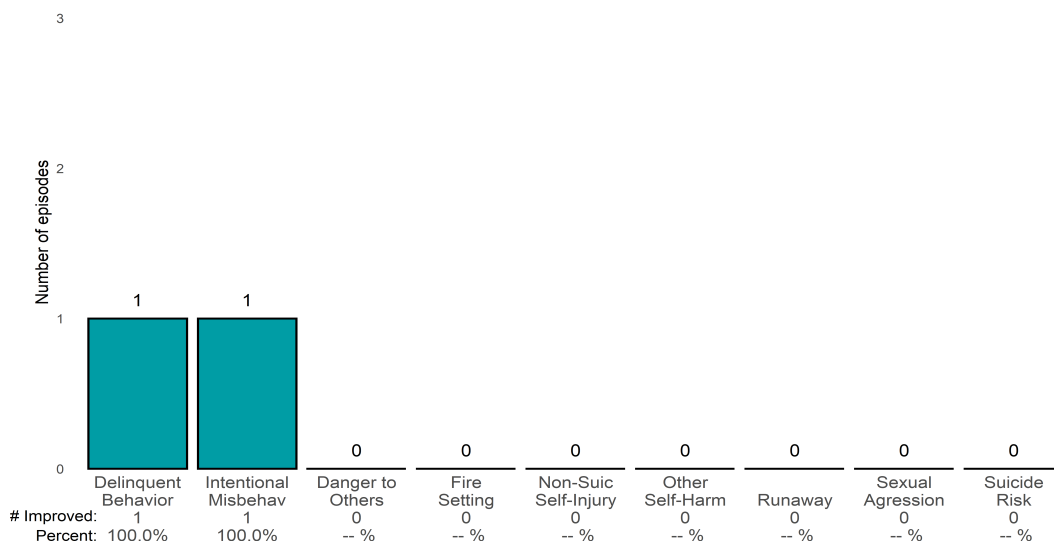
FY20-21 Q4 Performance Objective A.2a Needs Outcomes Item-Level Report

7/1/2020 - 6/30/2021

Impact on Functioning • 6 thru 20



Risk Behaviors • 6 thru 20



Instituto Fam EPSDT (38185)

FY20-21 Q4 Performance Objective A.2a Needs Outcomes Item-Level Report

7/1/2020 - 6/30/2021

The charts below display the Needs items from the CANS. The stacked columns represent the total number of episodes with an actionable rating on each item, and the number of those that improved.*

Mean number of months between CANS: 11.4 • Median number of months between CANS: 11.3

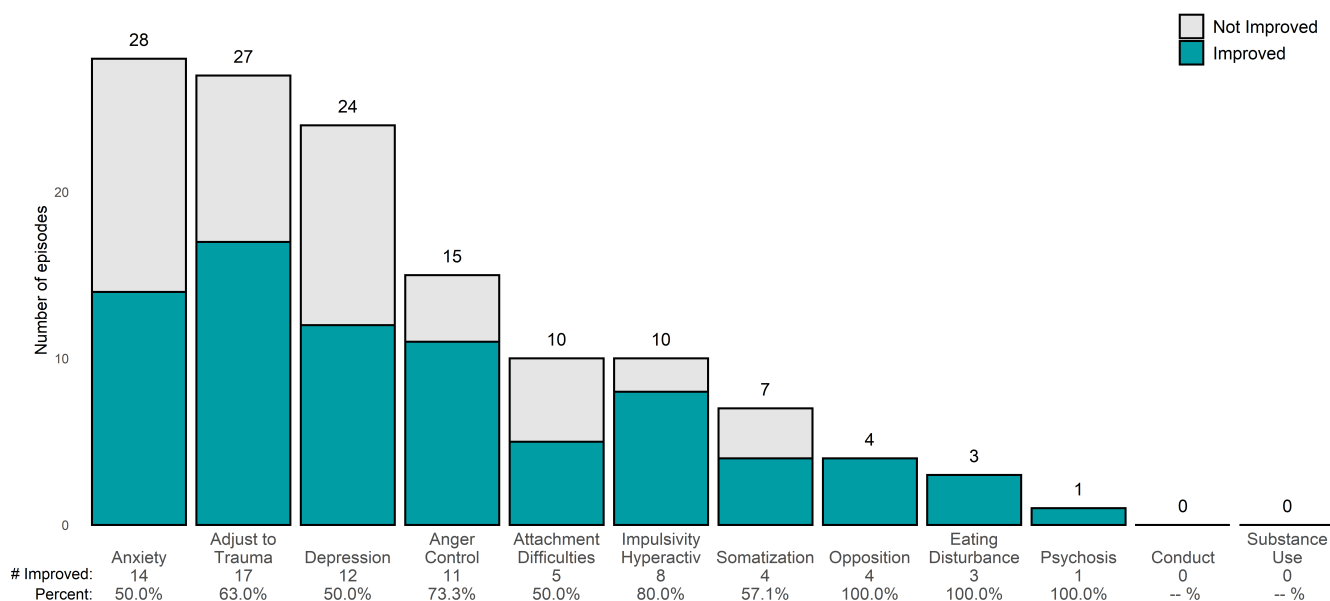
Number of CANS pairs with actionable items: 36 • Number of CANS pairs with improvement: 23

Number of CANS pairs without actionable items: 0 • Number of children/youth: 36

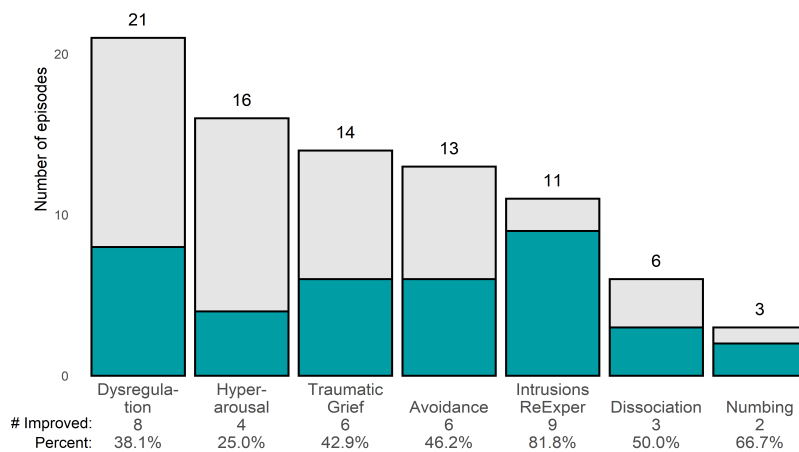
Percent of episodes improved on 50% or more of items: **63.9%**

Behavioral/Emotional Needs • 6 thru 20

CANS pairs for 6 thru 20: 36



Traumatic Stress Symptoms • 6 thru 20



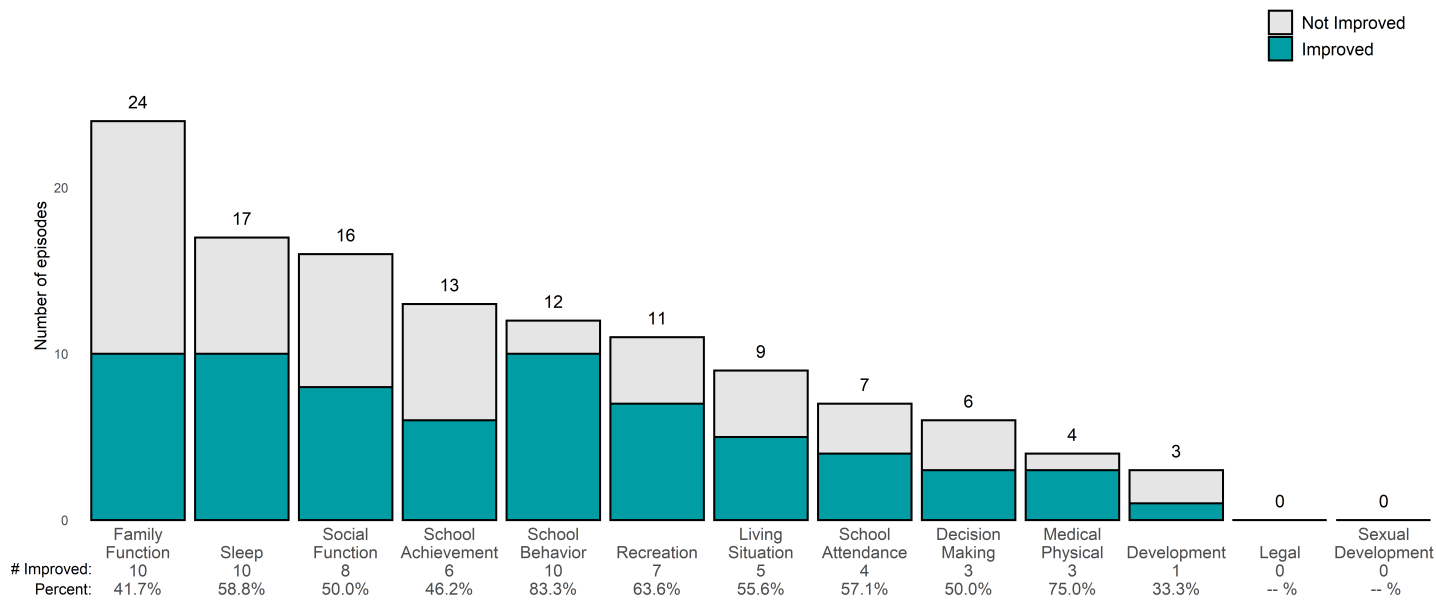
*The two most recent CANS are included for each child/youth episode, with the most recent CANS occurring during the reporting period. Only CANS with a minimum of 8 months of treatment between assessments are included. Actionable ratings are items rated as a 2 or a 3, and improvement is a decrease of 1 point or more.

Instituto Fam EPSDT (38185)

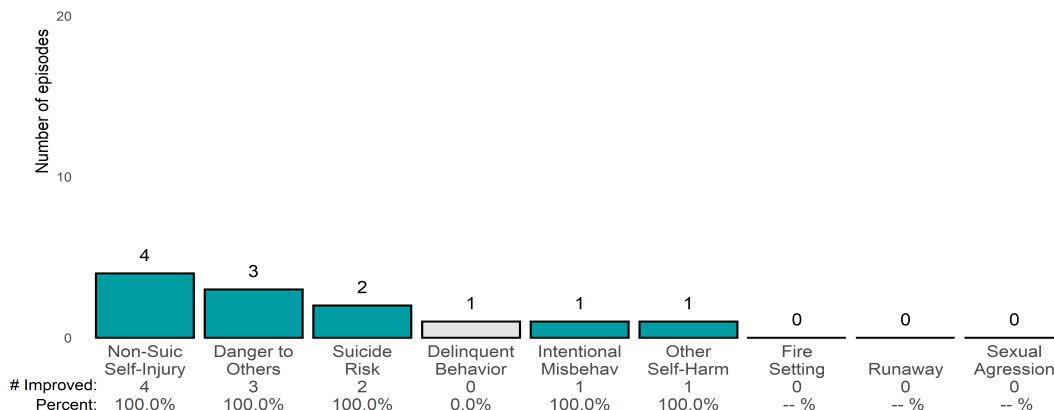
FY20-21 Q4 Performance Objective A.2a Needs Outcomes Item-Level Report

7/1/2020 - 6/30/2021

Impact on Functioning • 6 thru 20



Risk Behaviors • 6 thru 20



Instituto Families First (38LA10)

FY20-21 Q4 Performance Objective A.2a Needs Outcomes Item-Level Report

7/1/2020 - 6/30/2021

The charts below display the Needs items from the CANS. The stacked columns represent the total number of episodes with an actionable rating on each item, and the number of those that improved.*

Mean number of months between CANS: 8.3 • Median number of months between CANS: 8.3

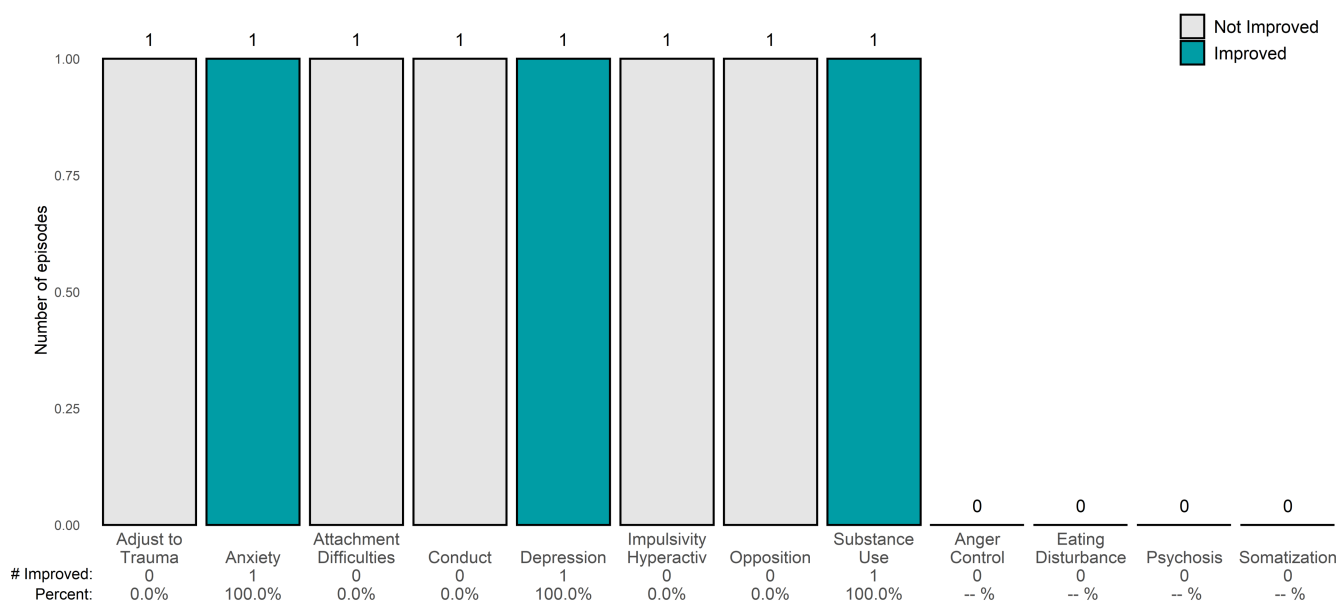
Number of CANS pairs with actionable items: 1 • Number of CANS pairs with improvement: 0

Number of CANS pairs without actionable items: 0 • Number of children/youth: 1

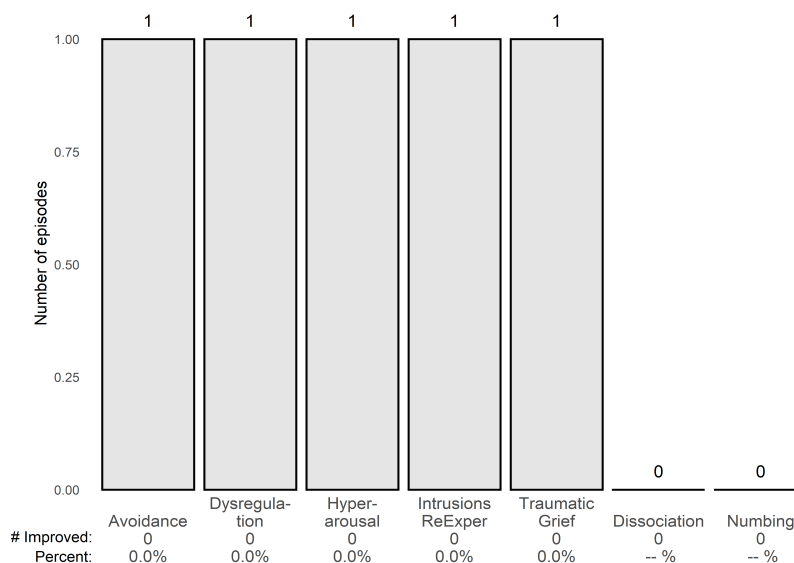
Percent of episodes improved on 50% or more of items: **0.0%**

Behavioral/Emotional Needs • 6 thru 20

CANS pairs for 6 thru 20: 1



Traumatic Stress Symptoms • 6 thru 20



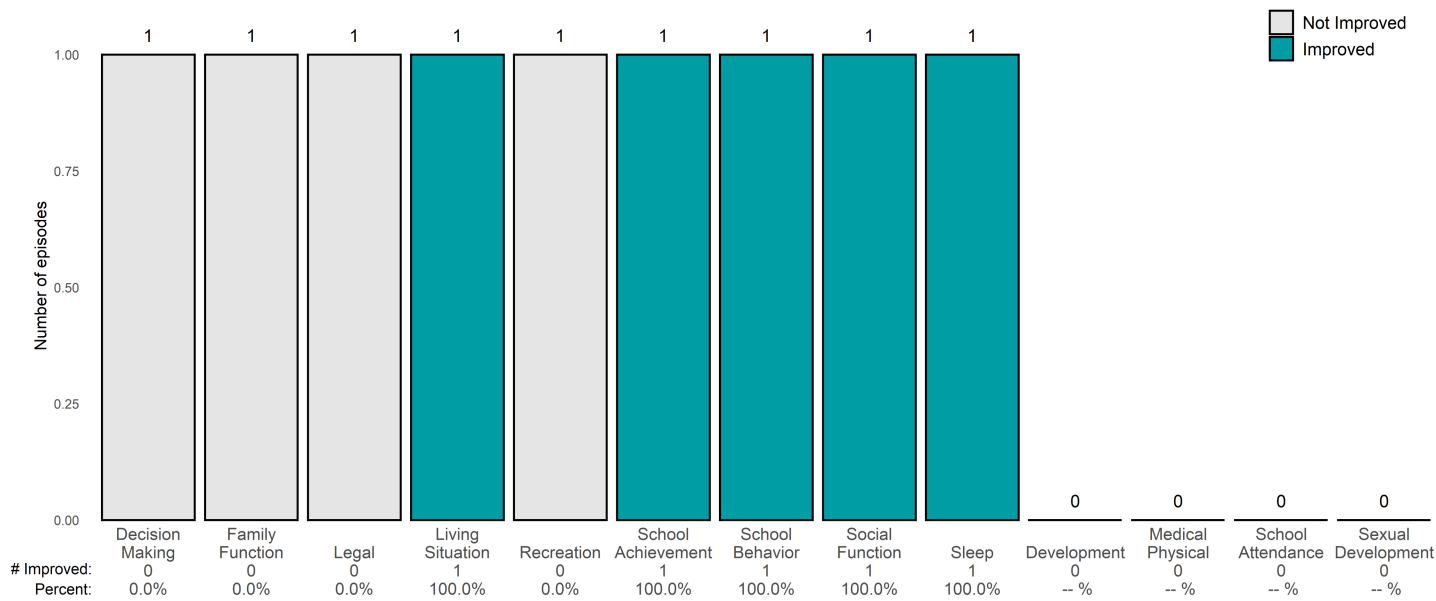
*The two most recent CANS are included for each child/youth episode, with the most recent CANS occurring during the reporting period. Only CANS with a minimum of 8 months of treatment between assessments are included. Actionable ratings are items rated as a 2 or a 3, and improvement is a decrease of 1 point or more.

Instituto Families First (38LA10)

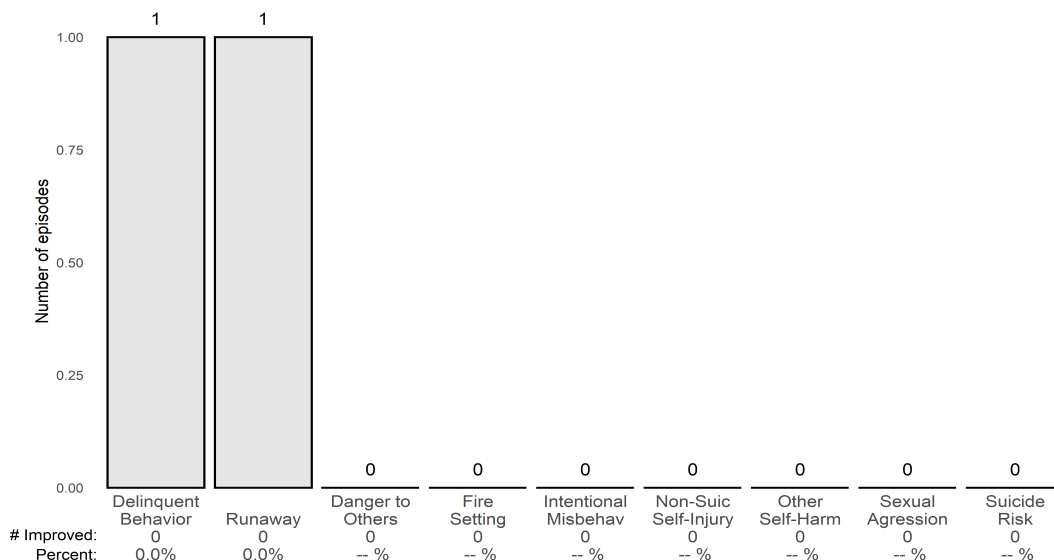
FY20-21 Q4 Performance Objective A.2a Needs Outcomes Item-Level Report

7/1/2020 - 6/30/2021

Impact on Functioning • 6 thru 20



Risk Behaviors • 6 thru 20



Instituto ISCS (38LA2)

FY20-21 Q4 Performance Objective A.2a Needs Outcomes Item-Level Report

7/1/2020 - 6/30/2021

The charts below display the Needs items from the CANS. The stacked columns represent the total number of episodes with an actionable rating on each item, and the number of those that improved.*

Mean number of months between CANS: 10.4 • Median number of months between CANS: 10.9

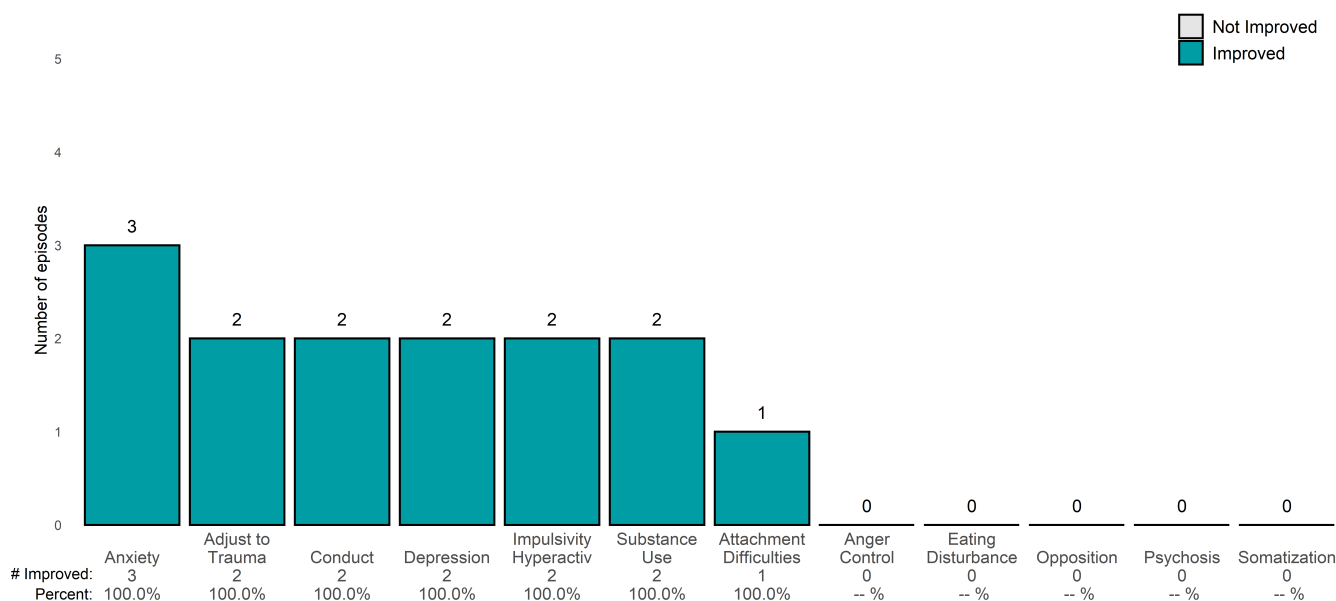
Number of CANS pairs with actionable items: 5 • Number of CANS pairs with improvement: 5

Number of CANS pairs without actionable items: 0 • Number of children/youth: 5

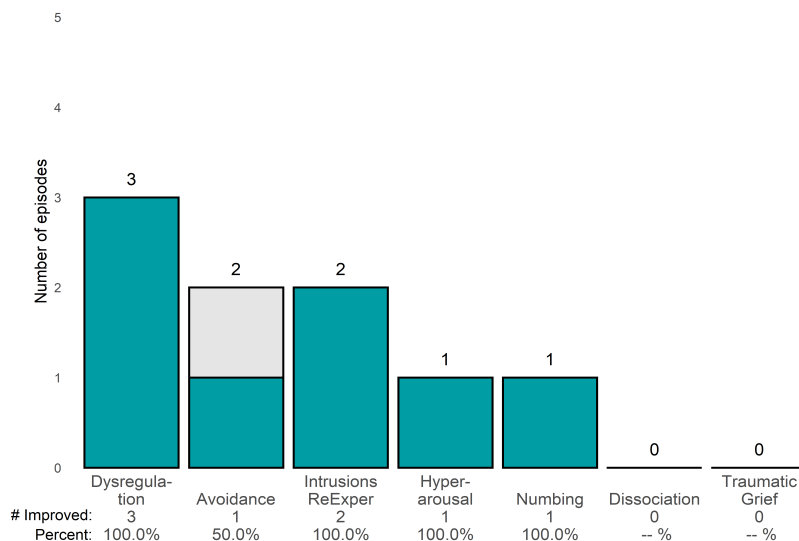
Percent of episodes improved on 50% or more of items: **100.0%**

Behavioral/Emotional Needs • 6 thru 20

CANS pairs for 6 thru 20: 5



Traumatic Stress Symptoms • 6 thru 20



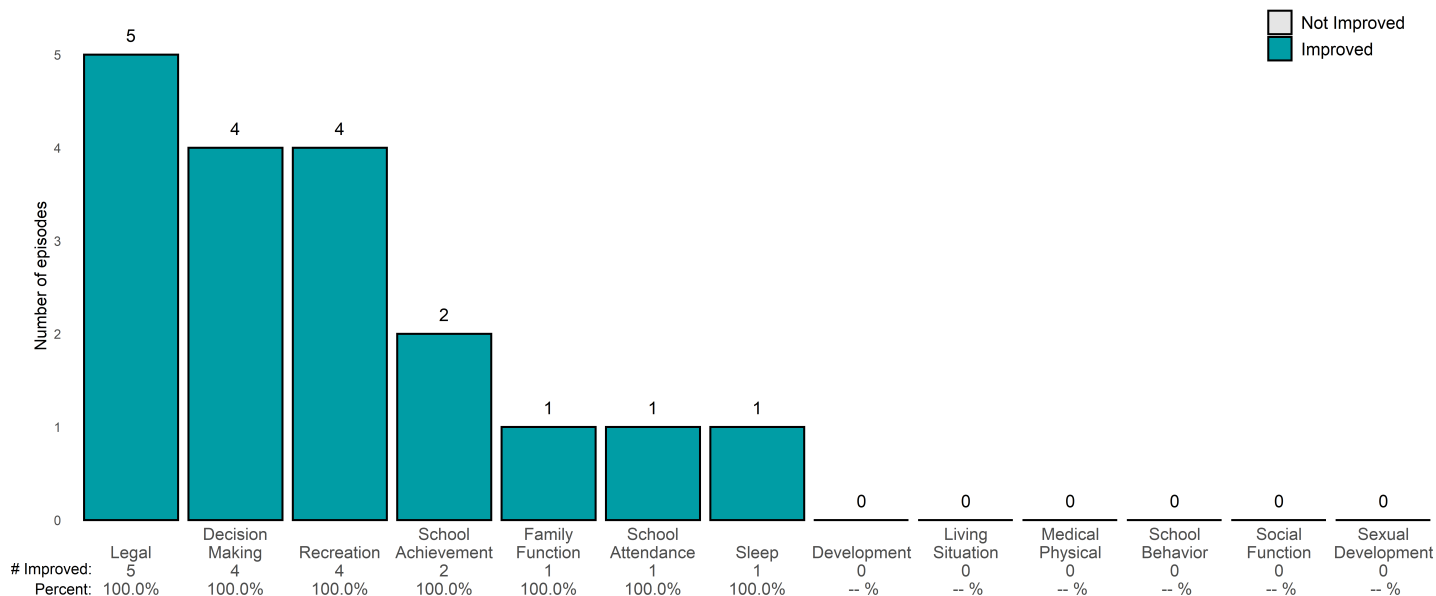
*The two most recent CANS are included for each child/youth episode, with the most recent CANS occurring during the reporting period. Only CANS with a minimum of 8 months of treatment between assessments are included. Actionable ratings are items rated as a 2 or a 3, and improvement is a decrease of 1 point or more.

Instituto ISCS (38LA2)

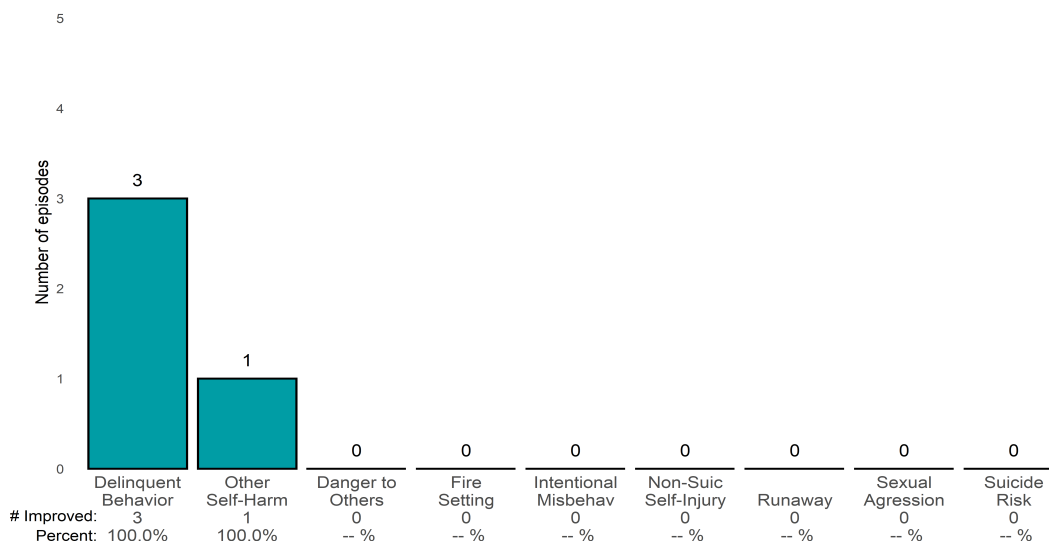
FY20-21 Q4 Performance Objective A.2a Needs Outcomes Item-Level Report

7/1/2020 - 6/30/2021

Impact on Functioning • 6 thru 20



Risk Behaviors • 6 thru 20



James Baldwin Academy OP (8980OP)

FY20-21 Q4 Performance Objective A.2a Needs Outcomes Item-Level Report

7/1/2020 - 6/30/2021

The charts below display the Needs items from the CANS. The stacked columns represent the total number of episodes with an actionable rating on each item, and the number of those that improved.*

Mean number of months between CANS: 11.3 • Median number of months between CANS: 11.3

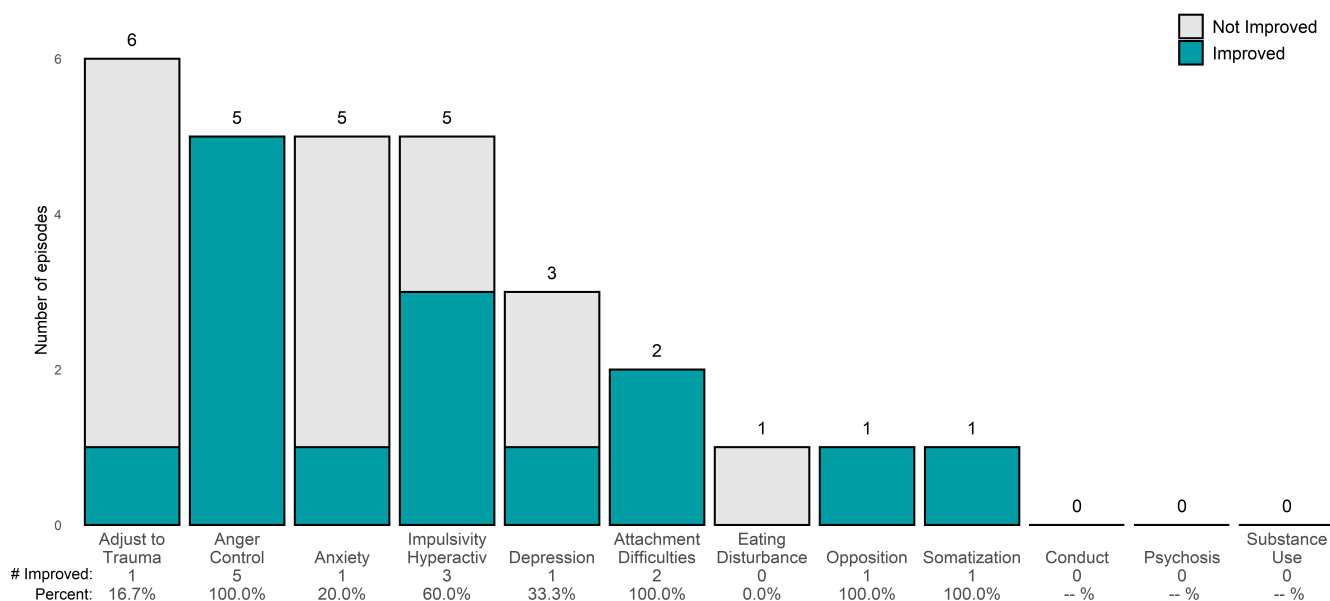
Number of CANS pairs with actionable items: 11 • Number of CANS pairs with improvement: 5

Number of CANS pairs without actionable items: 0 • Number of children/youth: 11

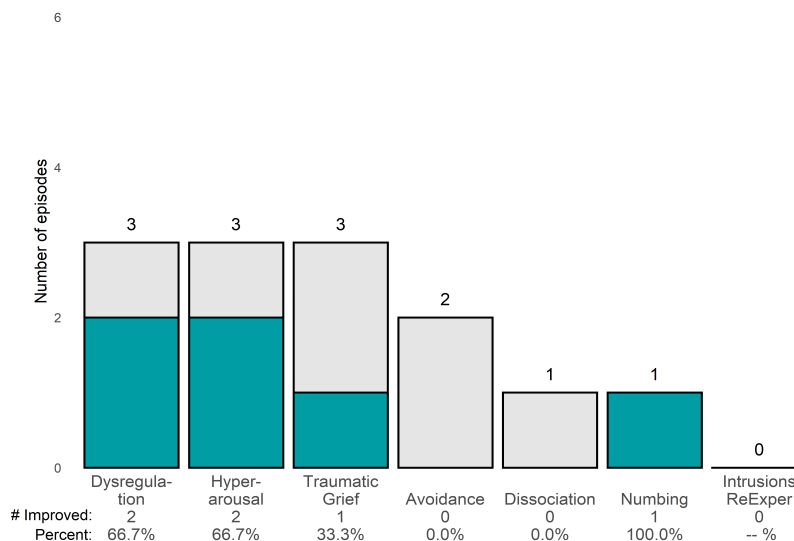
Percent of episodes improved on 50% or more of items: **45.5%**

Behavioral/Emotional Needs • 6 thru 20

CANS pairs for 6 thru 20: 11



Traumatic Stress Symptoms • 6 thru 20



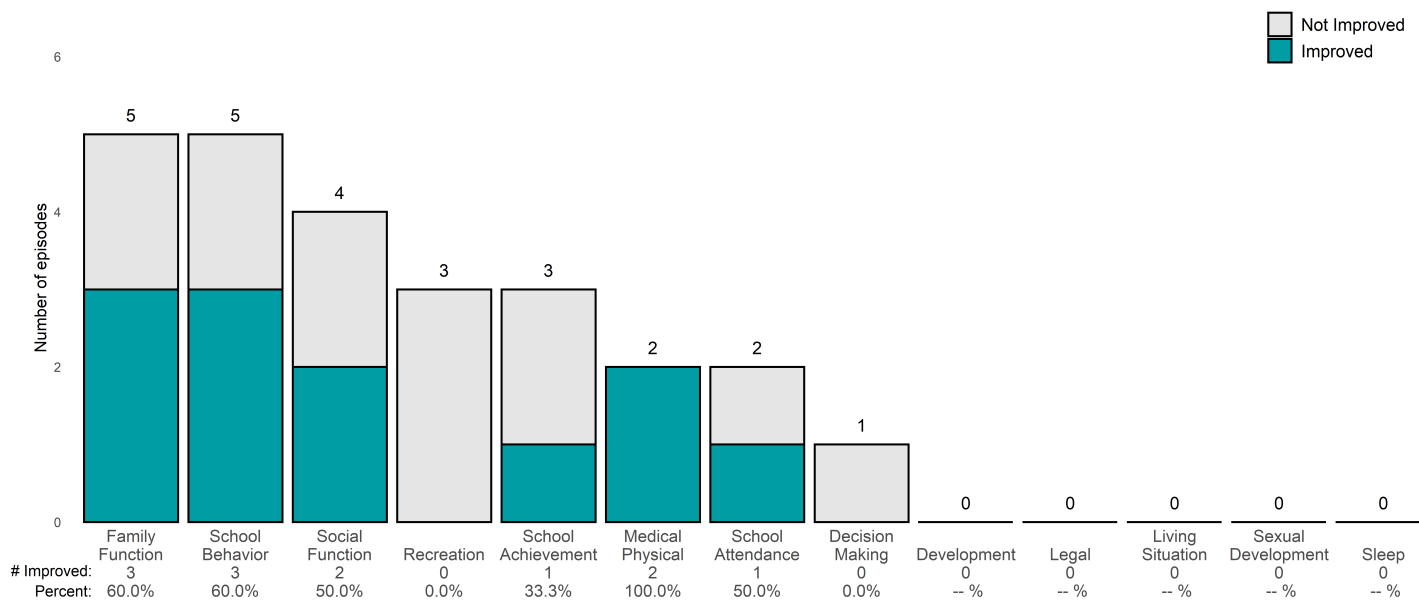
*The two most recent CANS are included for each child/youth episode, with the most recent CANS occurring during the reporting period. Only CANS with a minimum of 8 months of treatment between assessments are included. Actionable ratings are items rated as a 2 or a 3, and improvement is a decrease of 1 point or more.

James Baldwin Academy OP (8980OP)

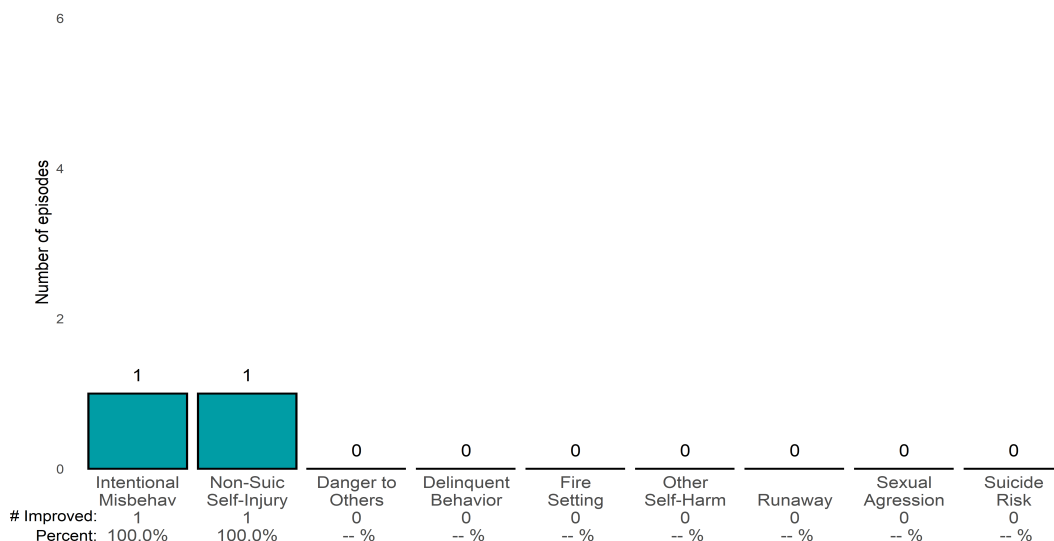
FY20-21 Q4 Performance Objective A.2a Needs Outcomes Item-Level Report

7/1/2020 - 6/30/2021

Impact on Functioning • 6 thru 20



Risk Behaviors • 6 thru 20



Jewish Family Child Scott EPSDT (38AE3)

FY20-21 Q4 Performance Objective A.2a Needs Outcomes Item-Level Report

7/1/2020 - 6/30/2021

The charts below display the Needs items from the CANS. The stacked columns represent the total number of episodes with an actionable rating on each item, and the number of those that improved.*

Mean number of months between CANS: 11.8 • Median number of months between CANS: 12.0

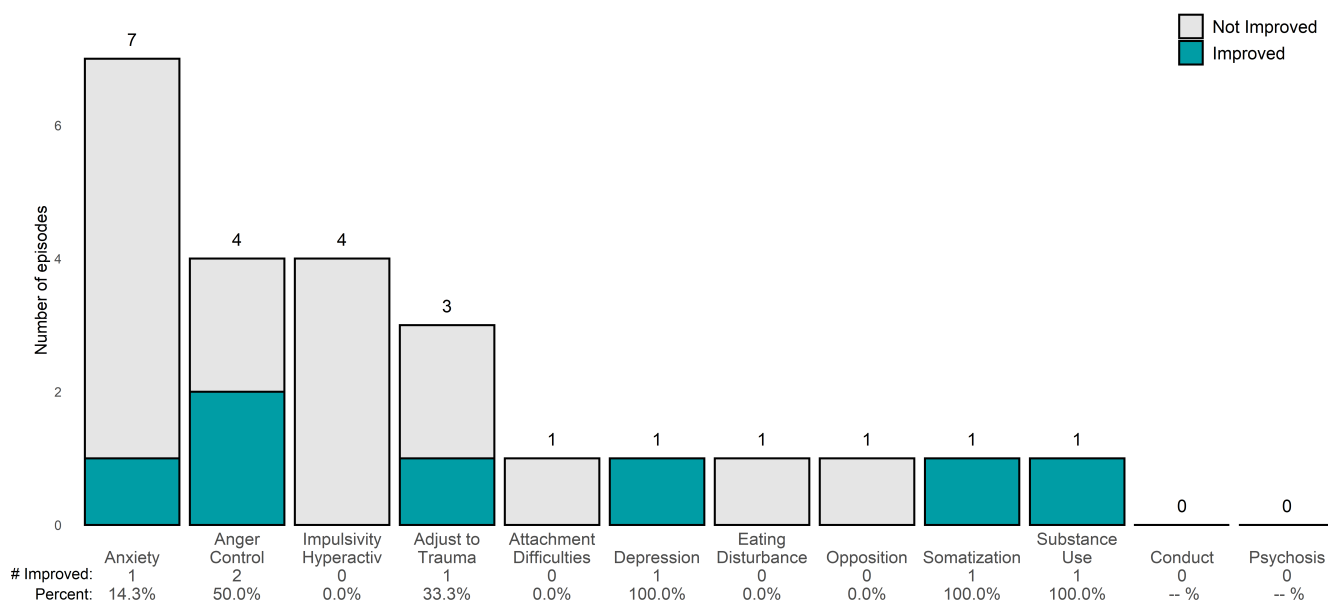
Number of CANS pairs with actionable items: 13 • Number of CANS pairs with improvement: 5

Number of CANS pairs without actionable items: 0 • Number of children/youth: 13

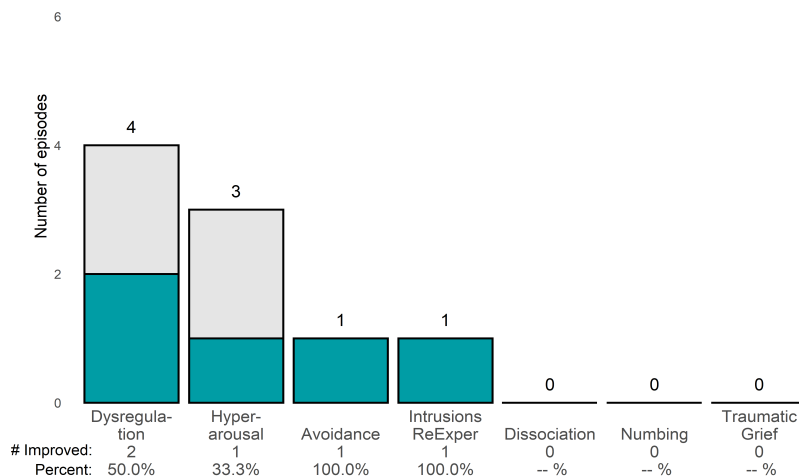
Percent of episodes improved on 50% or more of items: **38.5%**

Behavioral/Emotional Needs • 6 thru 20

CANS pairs for 6 thru 20: 13



Traumatic Stress Symptoms • 6 thru 20



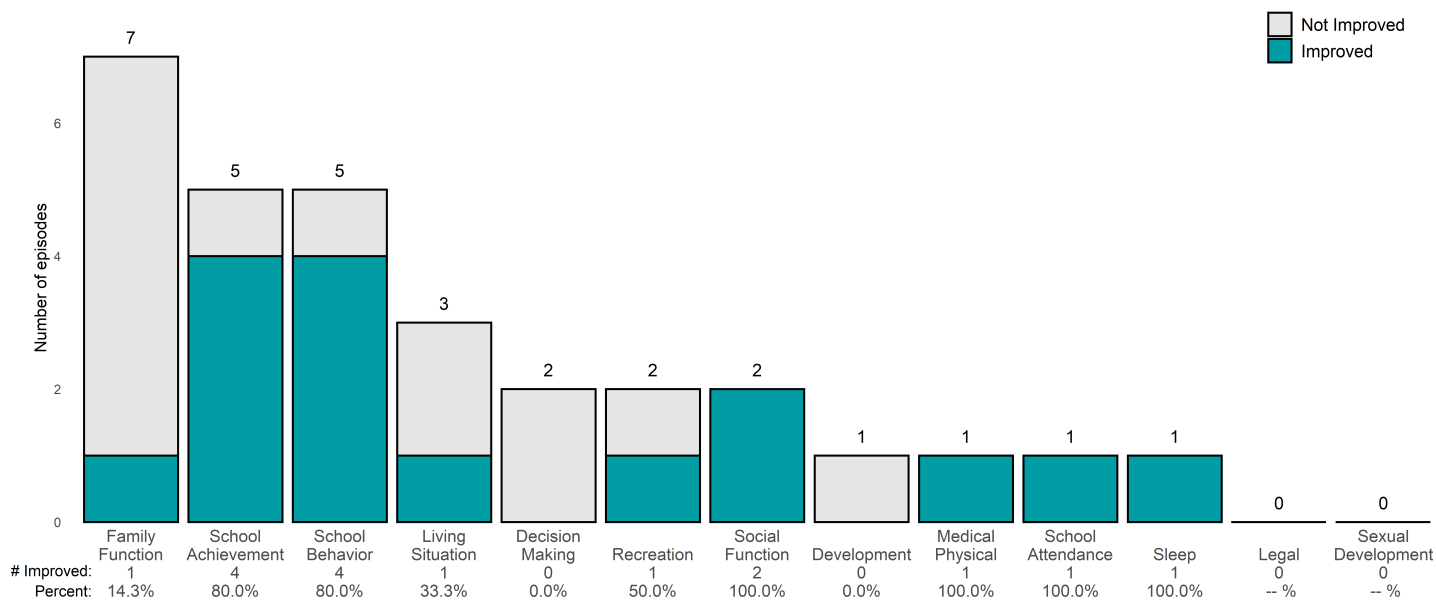
*The two most recent CANS are included for each child/youth episode, with the most recent CANS occurring during the reporting period. Only CANS with a minimum of 8 months of treatment between assessments are included. Actionable ratings are items rated as a 2 or a 3, and improvement is a decrease of 1 point or more.

Jewish Family Child Scott EPSDT (38AE3)

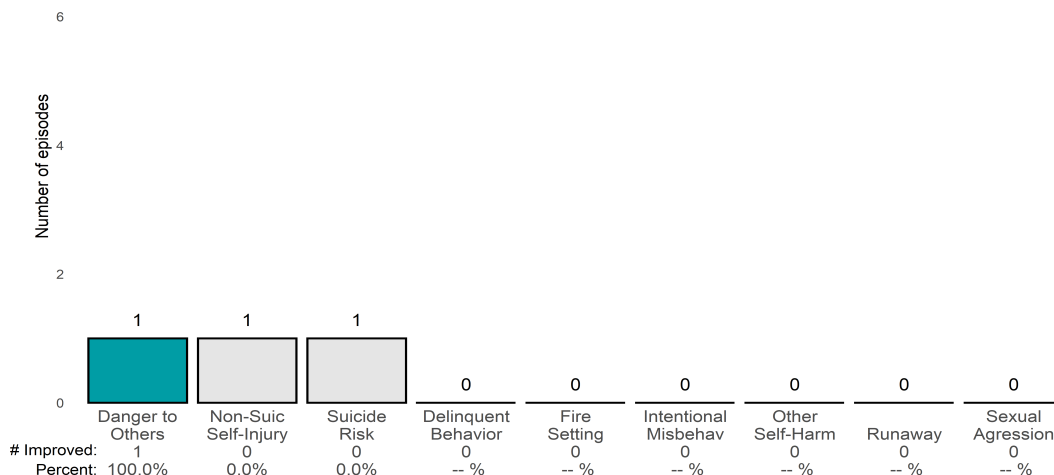
FY20-21 Q4 Performance Objective A.2a Needs Outcomes Item-Level Report

7/1/2020 - 6/30/2021

Impact on Functioning • 6 thru 20



Risk Behaviors • 6 thru 20



Mission Family Center (38016)

FY20-21 Q4 Performance Objective A.2a Needs Outcomes Item-Level Report

7/1/2020 - 6/30/2021

The charts below display the Needs items from the CANS. The stacked columns represent the total number of episodes with an actionable rating on each item, and the number of those that improved.*

Mean number of months between CANS: 12.5 • Median number of months between CANS: 12.0

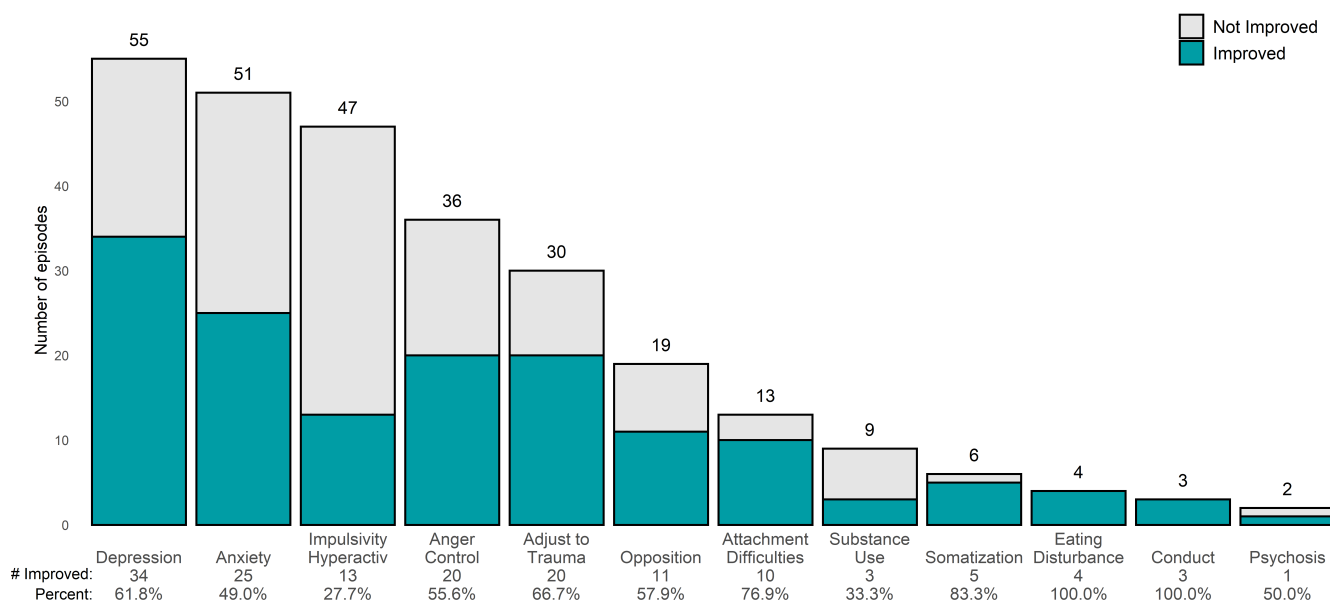
Number of CANS pairs with actionable items: 115 • Number of CANS pairs with improvement: 74

Number of CANS pairs without actionable items: 0 • Number of children/youth: 115

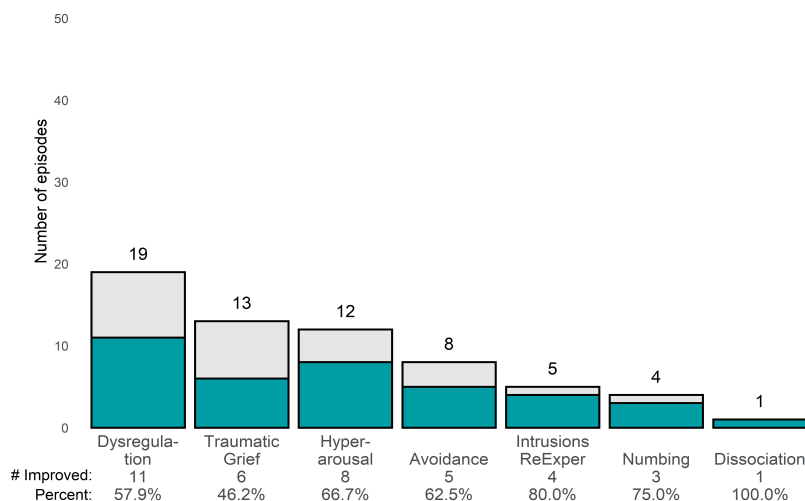
Percent of episodes improved on 50% or more of items: **64.3%**

Behavioral/Emotional Needs • 6 thru 20

CANS pairs for 6 thru 20: 115



Traumatic Stress Symptoms • 6 thru 20



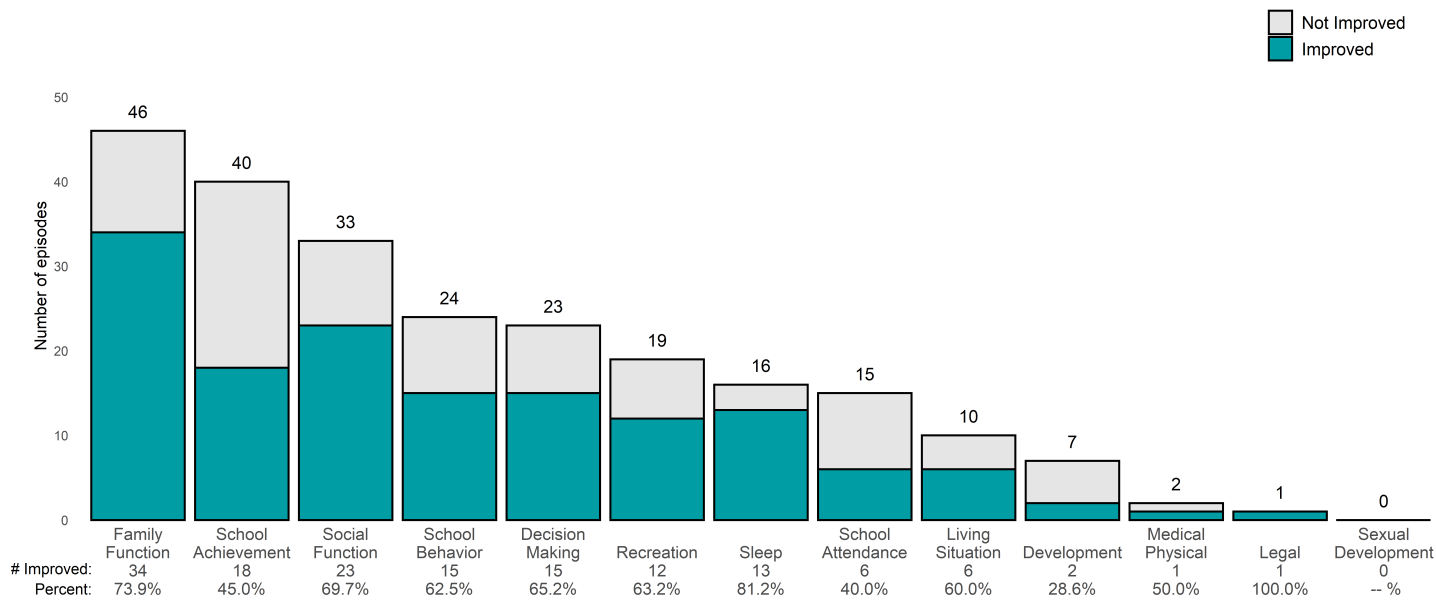
*The two most recent CANS are included for each child/youth episode, with the most recent CANS occurring during the reporting period. Only CANS with a minimum of 8 months of treatment between assessments are included. Actionable ratings are items rated as a 2 or a 3, and improvement is a decrease of 1 point or more.

Mission Family Center (38016)

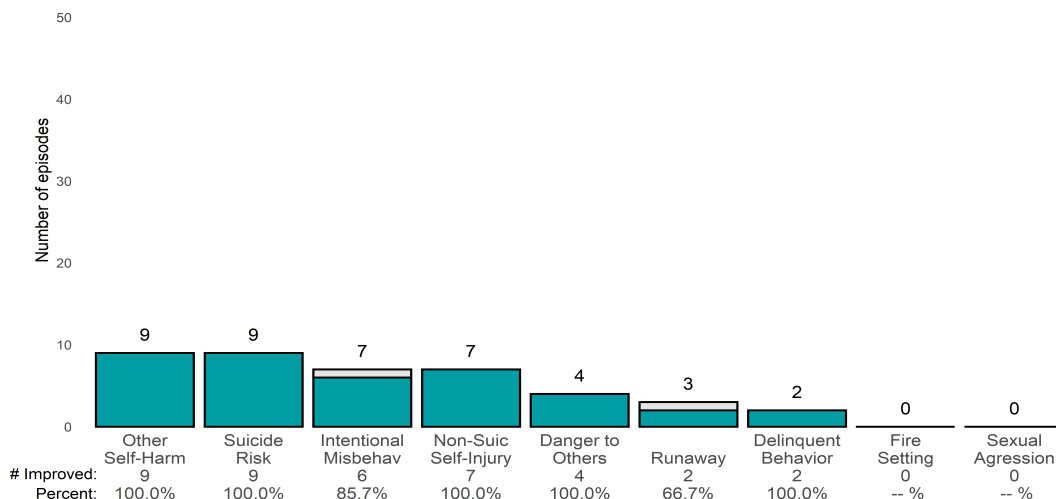
FY20-21 Q4 Performance Objective A.2a Needs Outcomes Item-Level Report

7/1/2020 - 6/30/2021

Impact on Functioning • 6 thru 20



Risk Behaviors • 6 thru 20



MSJ Epiphany St. Elizabeth (38BN3)

FY20-21 Q4 Performance Objective A.2a Needs Outcomes Item-Level Report

7/1/2020 - 6/30/2021

The charts below display the Needs items from the CANS. The stacked columns represent the total number of episodes with an actionable rating on each item, and the number of those that improved.*

Mean number of months between CANS: 11.0 • Median number of months between CANS: 11.2

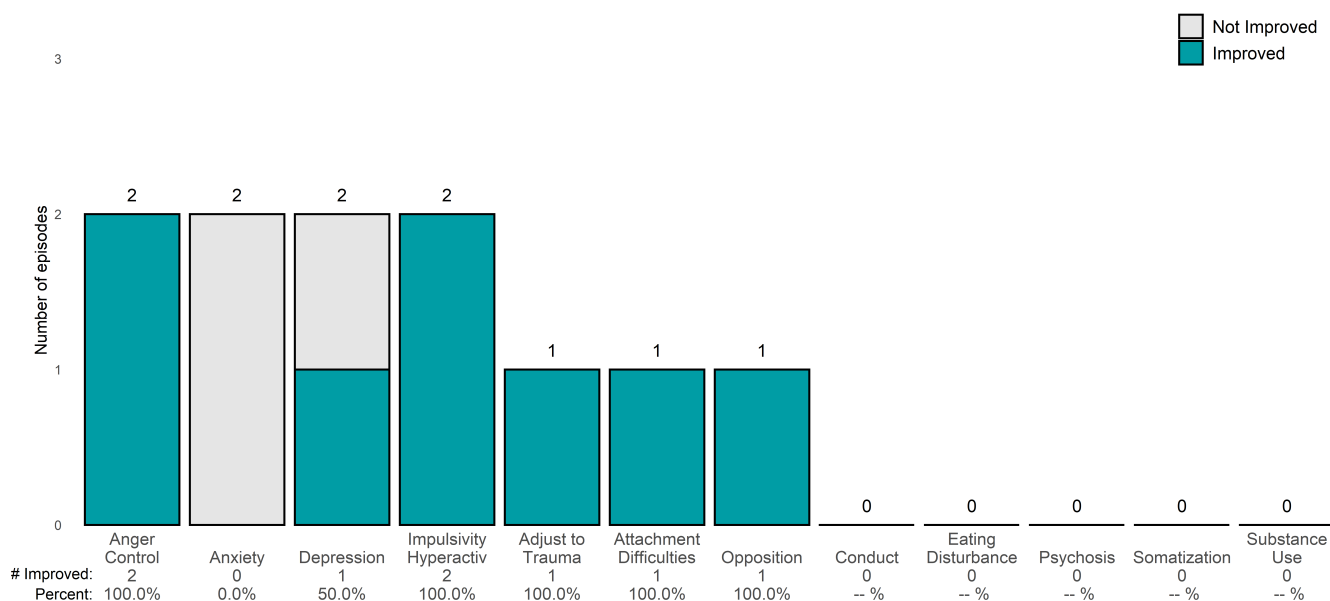
Number of CANS pairs with actionable items: 16 • Number of CANS pairs with improvement: 11

Number of CANS pairs without actionable items: 0 • Number of children/youth: 16

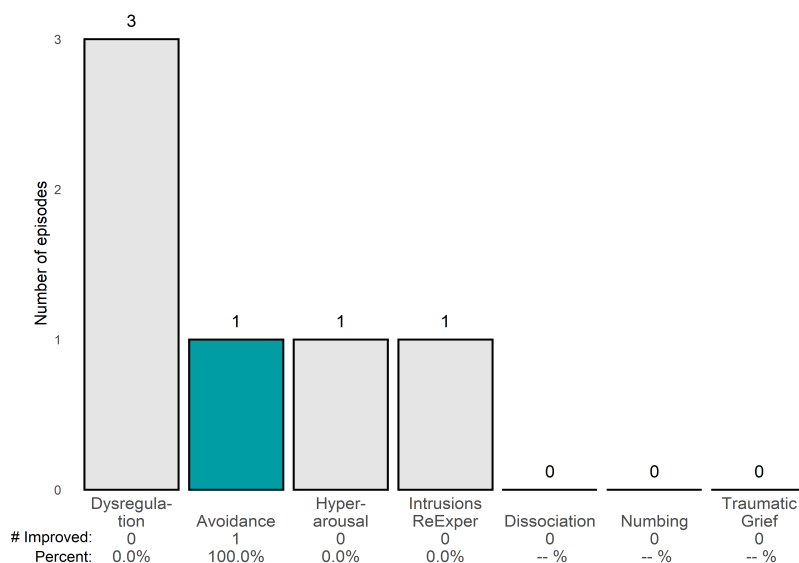
Percent of episodes improved on 50% or more of items: **68.8%**

Behavioral/Emotional Needs • 6 thru 20

CANS pairs for 6 thru 20: 3



Traumatic Stress Symptoms • 6 thru 20



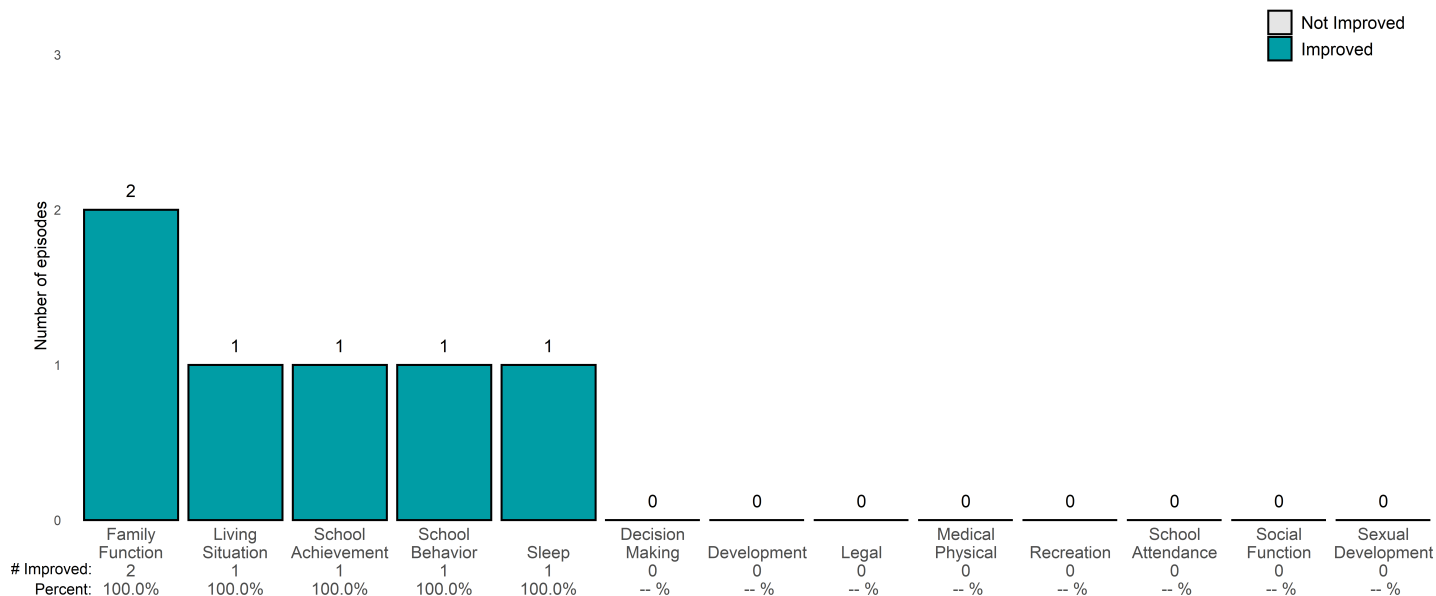
*The two most recent CANS are included for each child/youth episode, with the most recent CANS occurring during the reporting period. Only CANS with a minimum of 8 months of treatment between assessments are included. Actionable ratings are items rated as a 2 or a 3, and improvement is a decrease of 1 point or more.

MSJ Epiphany St. Elizabeth (38BN3)

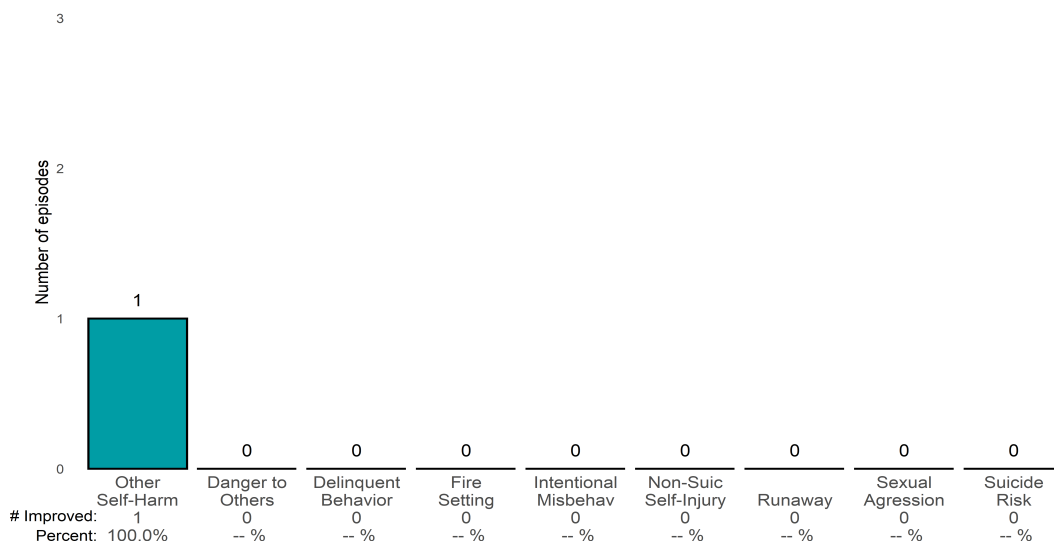
FY20-21 Q4 Performance Objective A.2a Needs Outcomes Item-Level Report

7/1/2020 - 6/30/2021

Impact on Functioning • 6 thru 20



Risk Behaviors • 6 thru 20



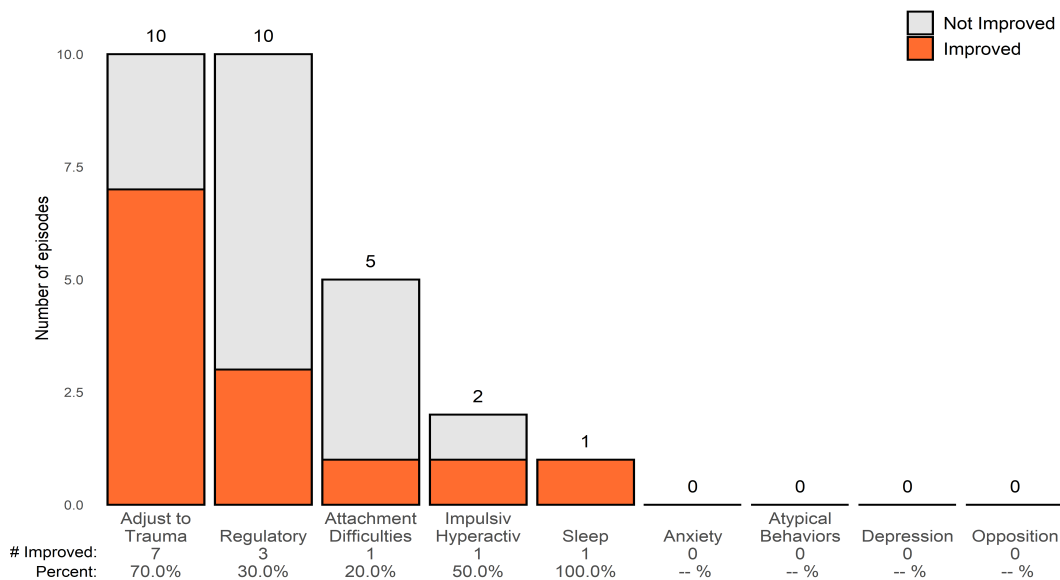
MSJ Epiphany St. Elizabeth (38BN3)

FY20-21 Q4 Performance Objective A.2a Needs Outcomes Item-Level Report

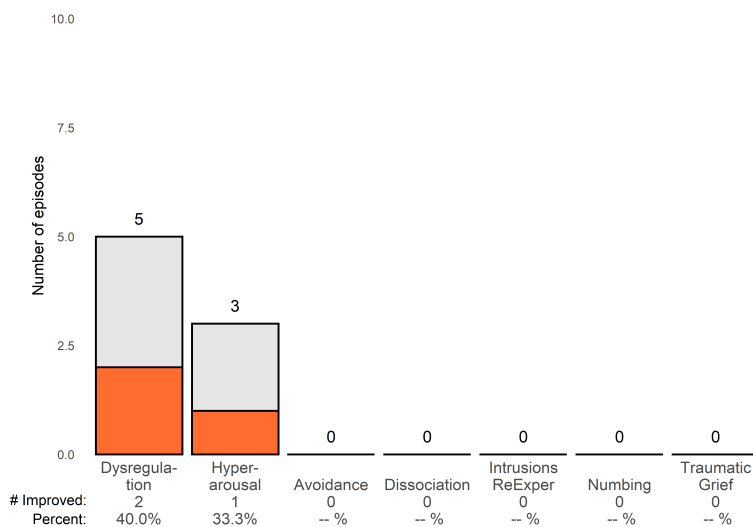
7/1/2020 - 6/30/2021

Behavioral/Emotional Needs • 0 thru 5

CANS pairs for 0 thru 5: 13



Traumatic Stress Symptoms • 0 thru 5

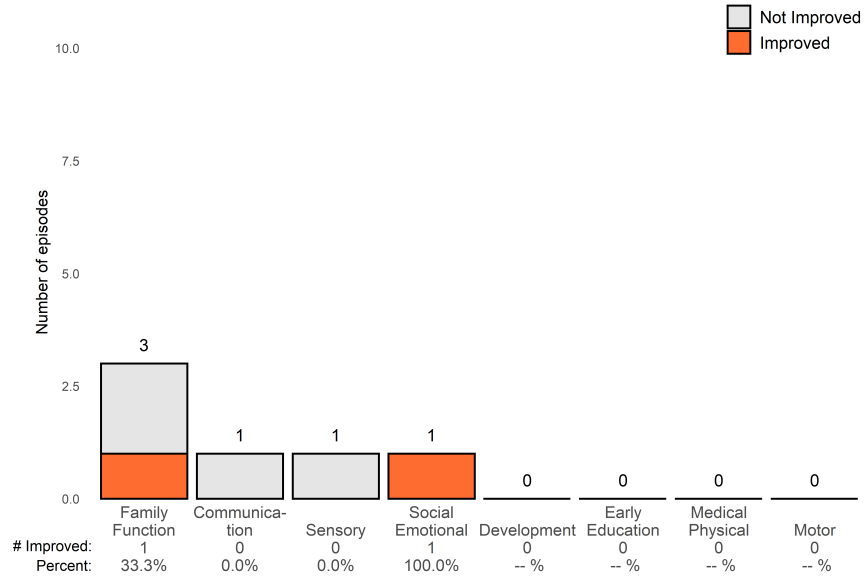


MSJ Epiphany St. Elizabeth (38BN3)


FY20-21 Q4 Performance Objective A.2a Needs Outcomes Item-Level Report

7/1/2020 - 6/30/2021

Impact on Functioning • 0 thru 5



Risk Behaviors • 0 thru 5



Oakes Childrens Center EPSDT (88593)

FY20-21 Q4 Performance Objective A.2a Needs Outcomes Item-Level Report

7/1/2020 - 6/30/2021

The charts below display the Needs items from the CANS. The stacked columns represent the total number of episodes with an actionable rating on each item, and the number of those that improved.*

Mean number of months between CANS: 11.4 • Median number of months between CANS: 11.4

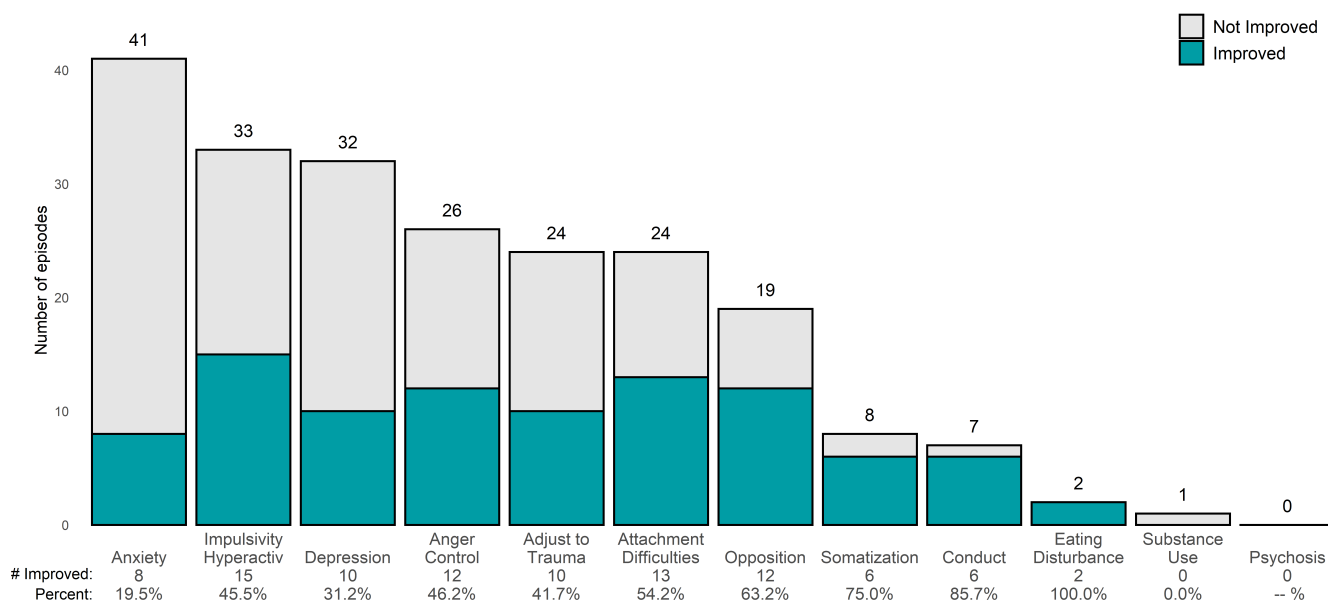
Number of CANS pairs with actionable items: 70 • Number of CANS pairs with improvement: 27

Number of CANS pairs without actionable items: 0 • Number of children/youth: 70

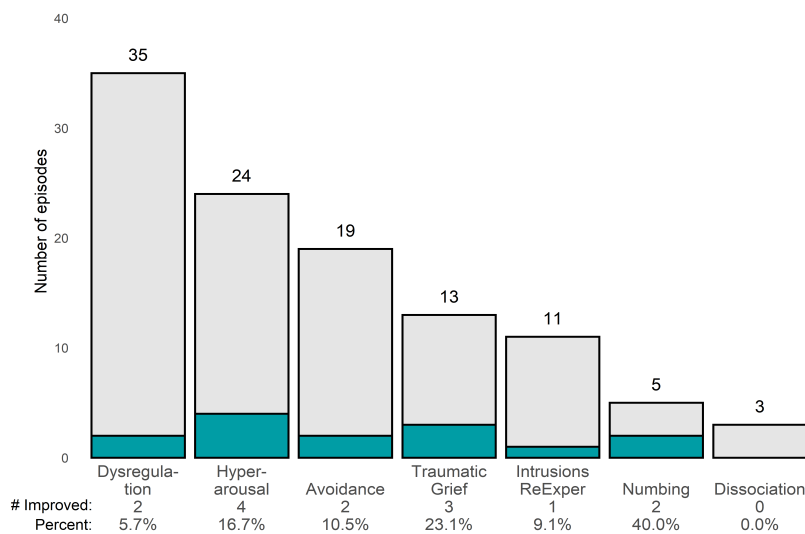
Percent of episodes improved on 50% or more of items: **38.6%**

Behavioral/Emotional Needs • 6 thru 20

CANS pairs for 6 thru 20: 68



Traumatic Stress Symptoms • 6 thru 20



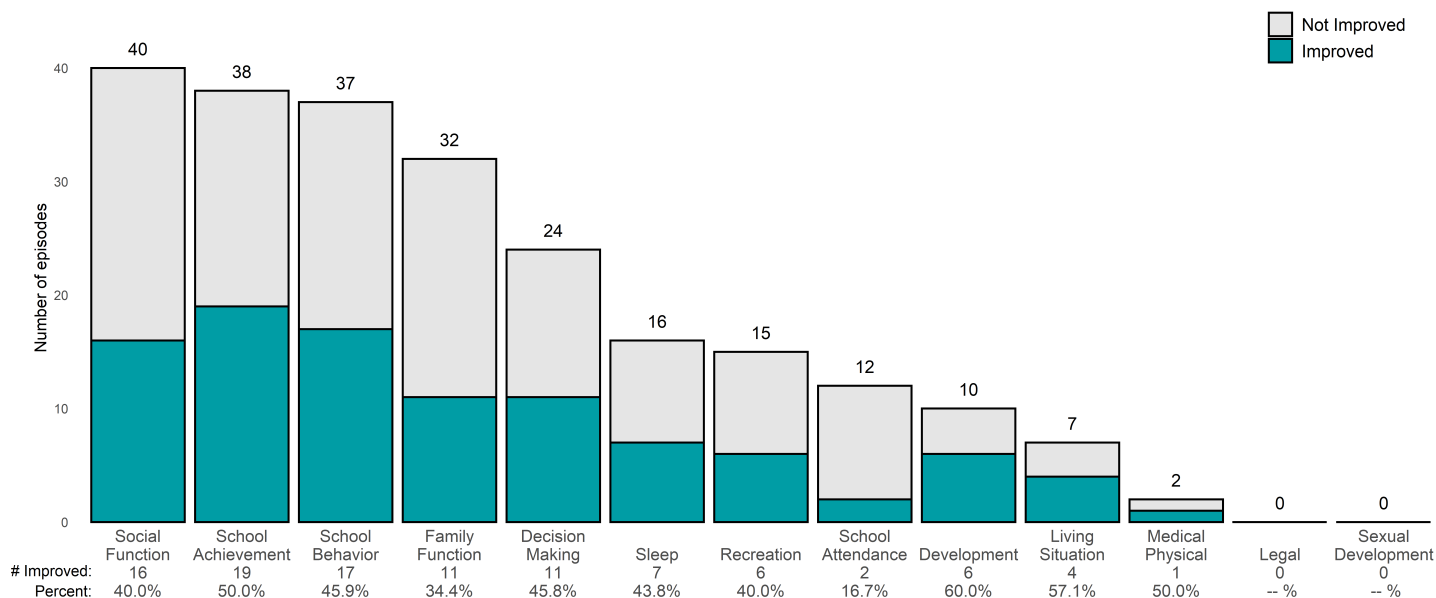
*The two most recent CANS are included for each child/youth episode, with the most recent CANS occurring during the reporting period. Only CANS with a minimum of 8 months of treatment between assessments are included. Actionable ratings are items rated as a 2 or a 3, and improvement is a decrease of 1 point or more.

Oakes Childrens Center EPSDT (88593)

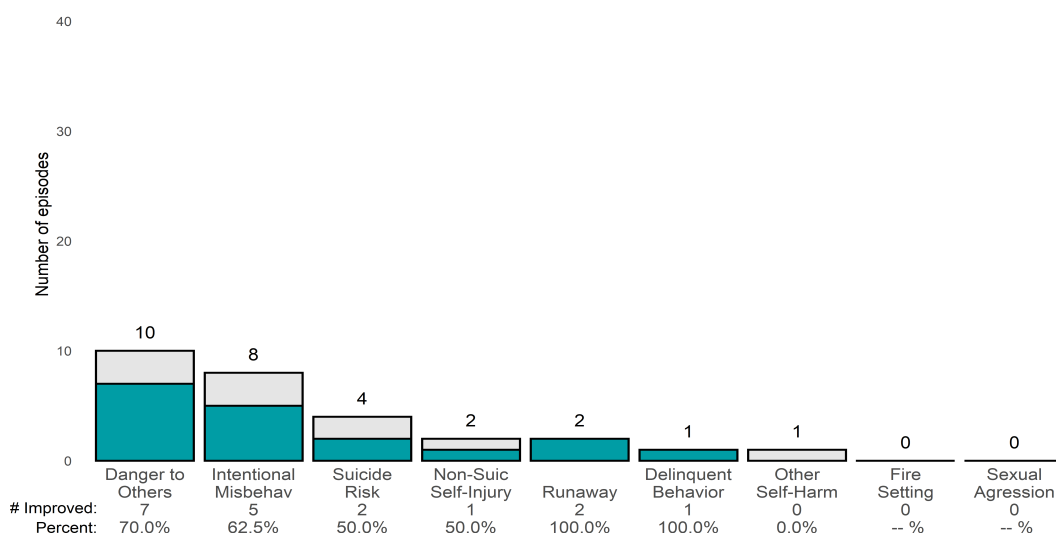
FY20-21 Q4 Performance Objective A.2a Needs Outcomes Item-Level Report

7/1/2020 - 6/30/2021

Impact on Functioning • 6 thru 20



Risk Behaviors • 6 thru 20



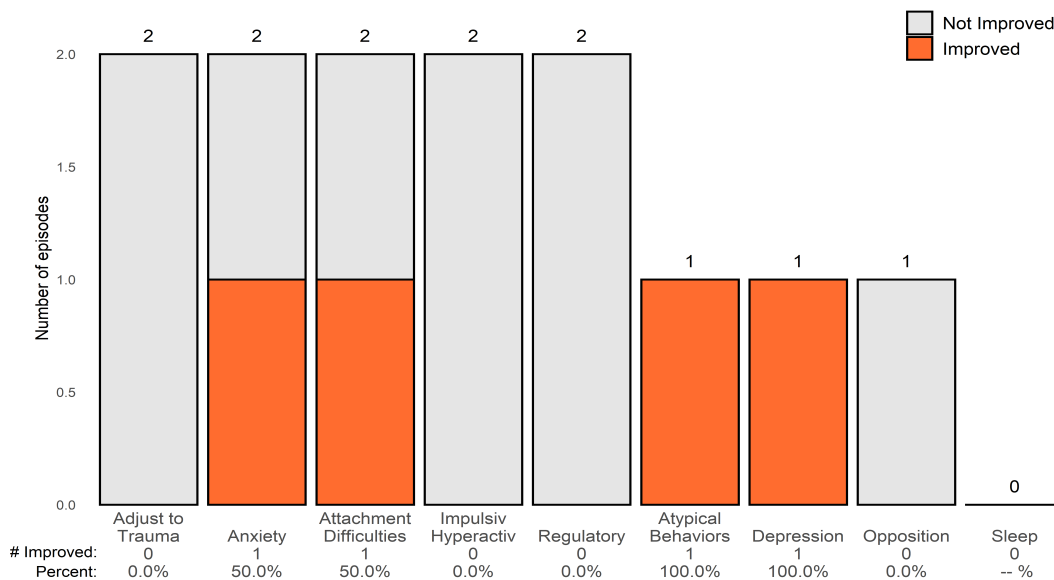
Oakes Childrens Center EPSDT (88593)

FY20-21 Q4 Performance Objective A.2a Needs Outcomes Item-Level Report

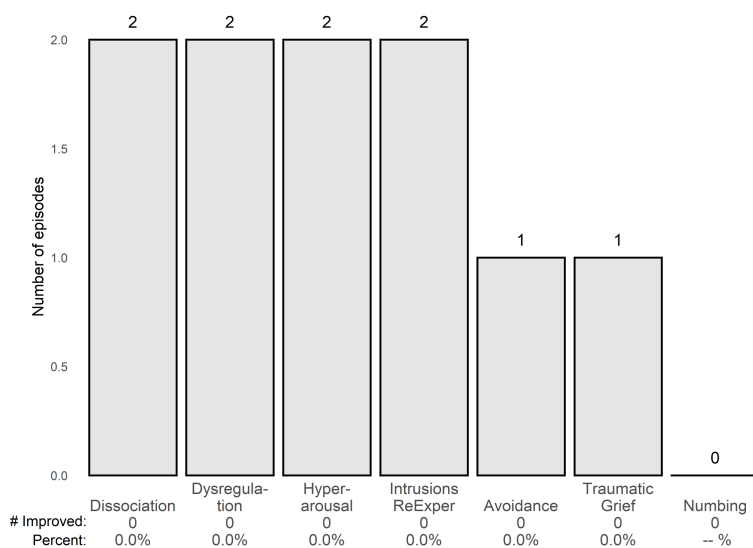
7/1/2020 - 6/30/2021

Behavioral/Emotional Needs • 0 thru 5

CANS pairs for 0 thru 5: 2



Traumatic Stress Symptoms • 0 thru 5

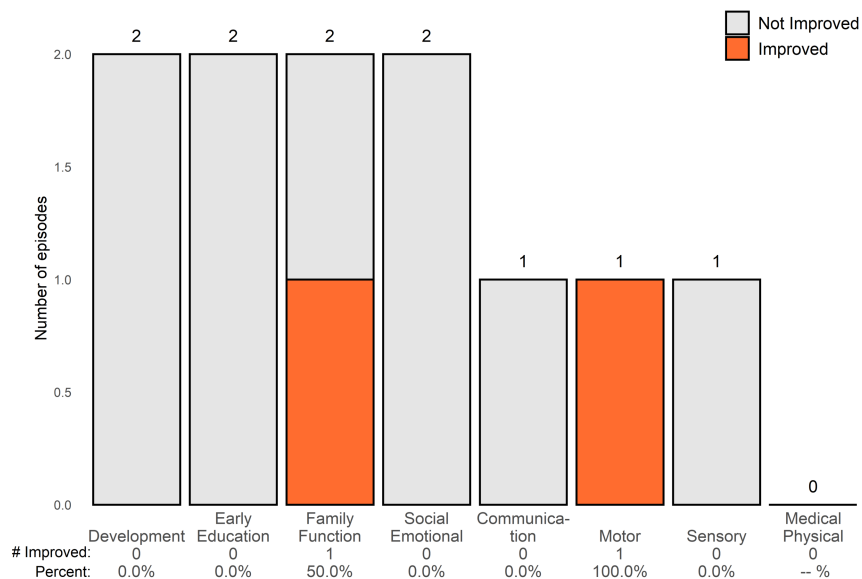


Oakes Childrens Center EPSDT (88593)

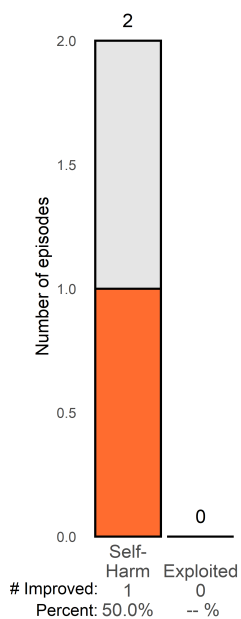
FY20-21 Q4 Performance Objective A.2a Needs Outcomes Item-Level Report

7/1/2020 - 6/30/2021

Impact on Functioning • 0 thru 5



Risk Behaviors • 0 thru 5



Oakes Childrens Center SED (8859SD)

FY20-21 Q4 Performance Objective A.2a Needs Outcomes Item-Level Report

7/1/2020 - 6/30/2021

The charts below display the Needs items from the CANS. The stacked columns represent the total number of episodes with an actionable rating on each item, and the number of those that improved.*

Mean number of months between CANS: 11.3 • Median number of months between CANS: 11.7

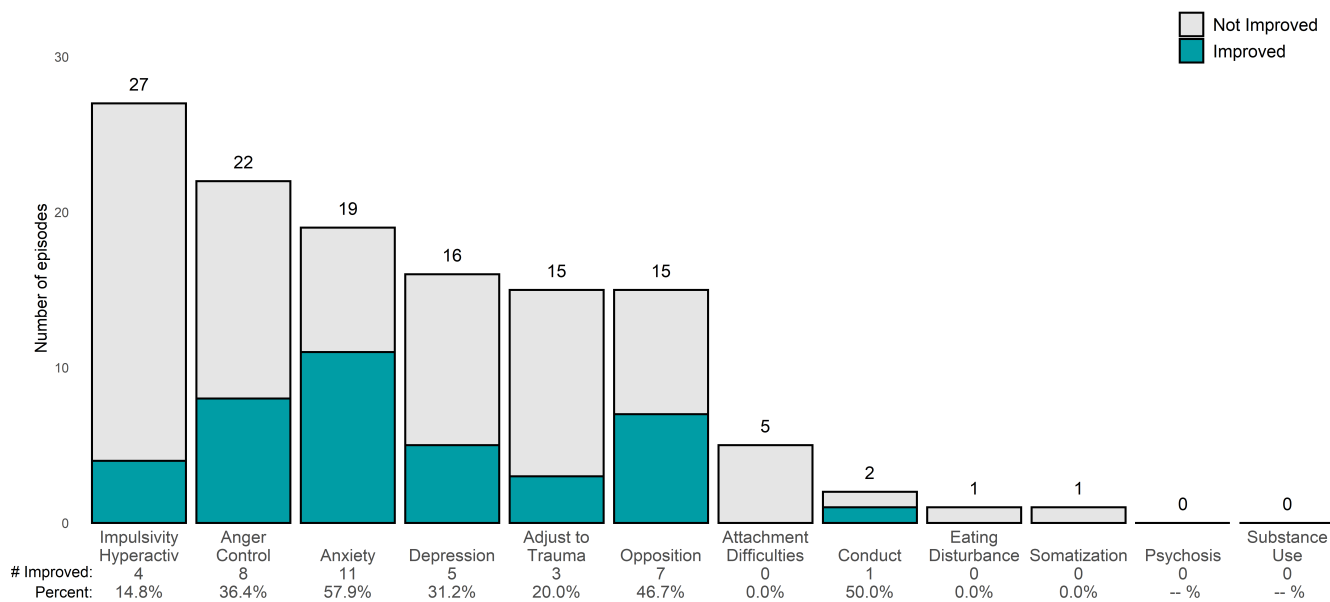
Number of CANS pairs with actionable items: 39 • Number of CANS pairs with improvement: 13

Number of CANS pairs without actionable items: 0 • Number of children/youth: 39

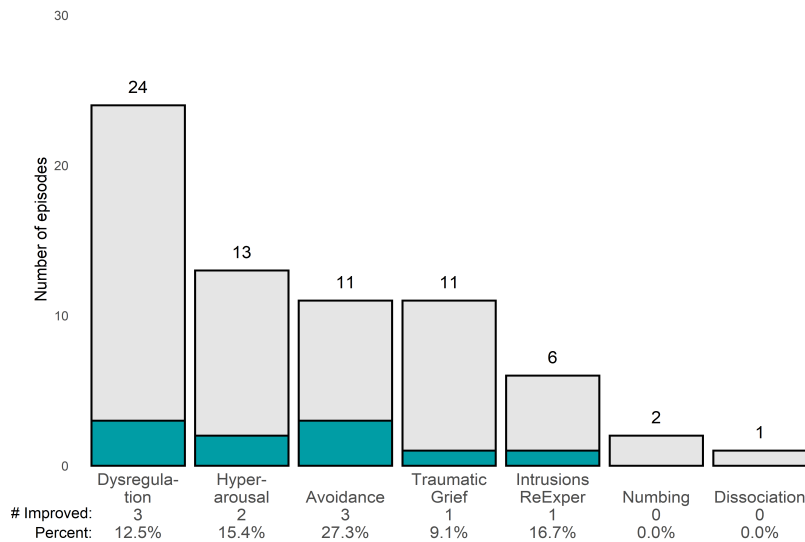
Percent of episodes improved on 50% or more of items: **33.3%**

Behavioral/Emotional Needs • 6 thru 20

CANS pairs for 6 thru 20: 39



Traumatic Stress Symptoms • 6 thru 20



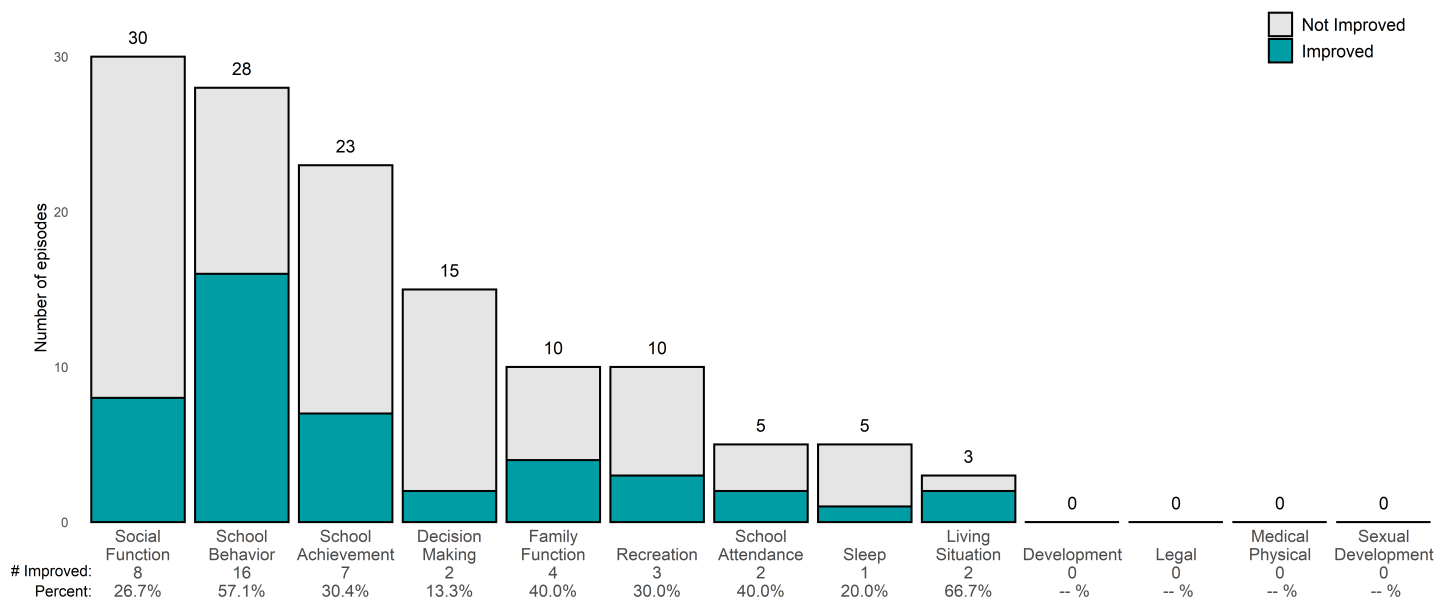
*The two most recent CANS are included for each child/youth episode, with the most recent CANS occurring during the reporting period. Only CANS with a minimum of 8 months of treatment between assessments are included. Actionable ratings are items rated as a 2 or a 3, and improvement is a decrease of 1 point or more.

Oakes Childrens Center SED (8859SD)

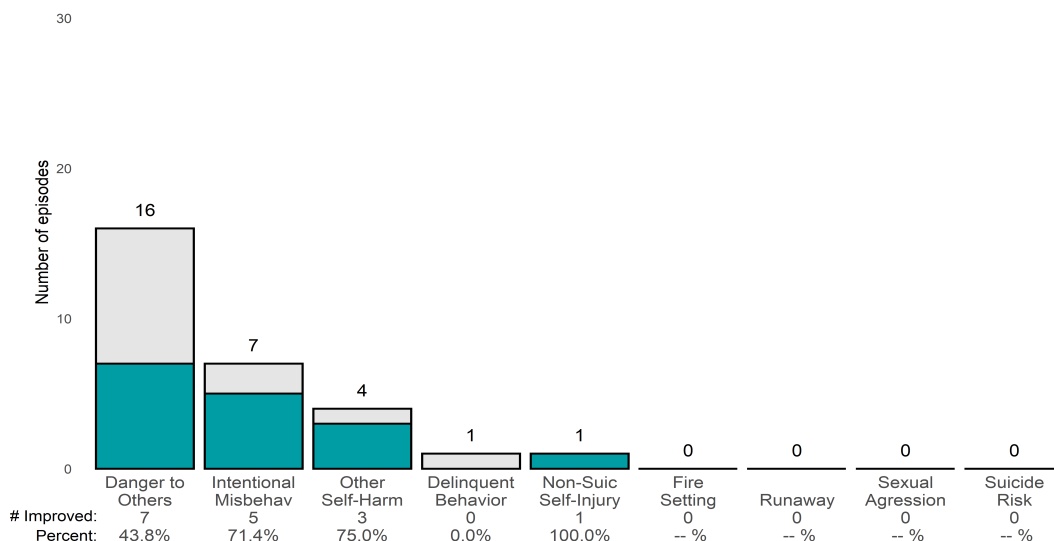
FY20-21 Q4 Performance Objective A.2a Needs Outcomes Item-Level Report

7/1/2020 - 6/30/2021

Impact on Functioning • 6 thru 20



Risk Behaviors • 6 thru 20



OMI Family Ctr Children Svc (38805)

FY20-21 Q4 Performance Objective A.2a Needs Outcomes Item-Level Report

7/1/2020 - 6/30/2021

The charts below display the Needs items from the CANS. The stacked columns represent the total number of episodes with an actionable rating on each item, and the number of those that improved.*

Mean number of months between CANS: 16.2 • Median number of months between CANS: 14.3

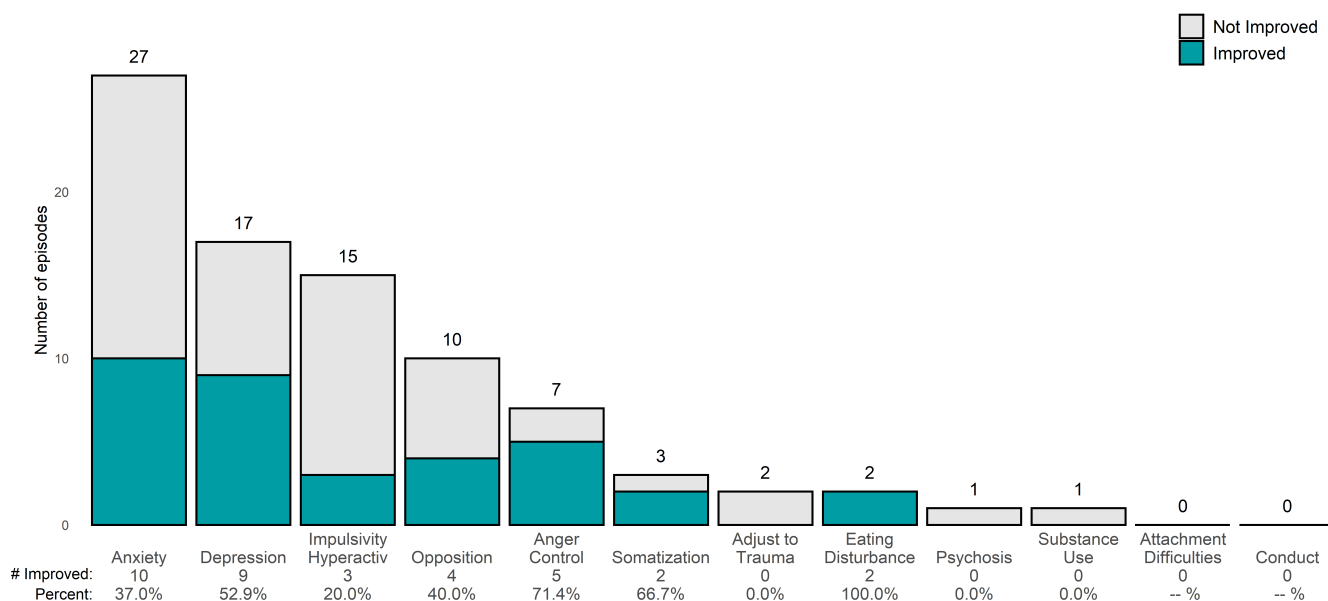
Number of CANS pairs with actionable items: 42 • Number of CANS pairs with improvement: 21

Number of CANS pairs without actionable items: 1 • Number of children/youth: 43

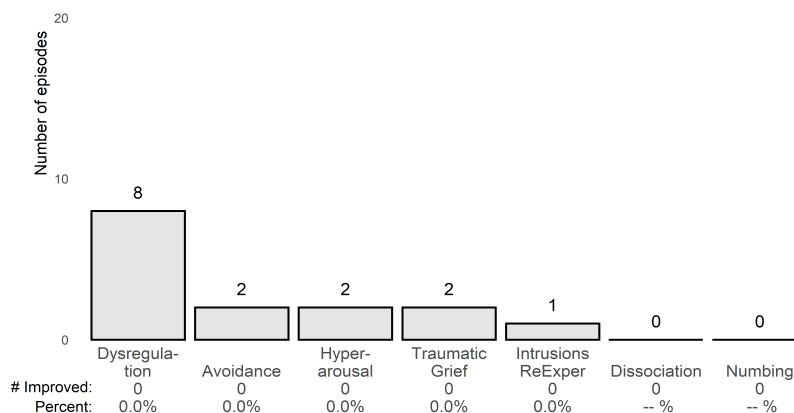
Percent of episodes improved on 50% or more of items: **50.0%**

Behavioral/Emotional Needs • 6 thru 20

CANS pairs for 6 thru 20: 42



Traumatic Stress Symptoms • 6 thru 20



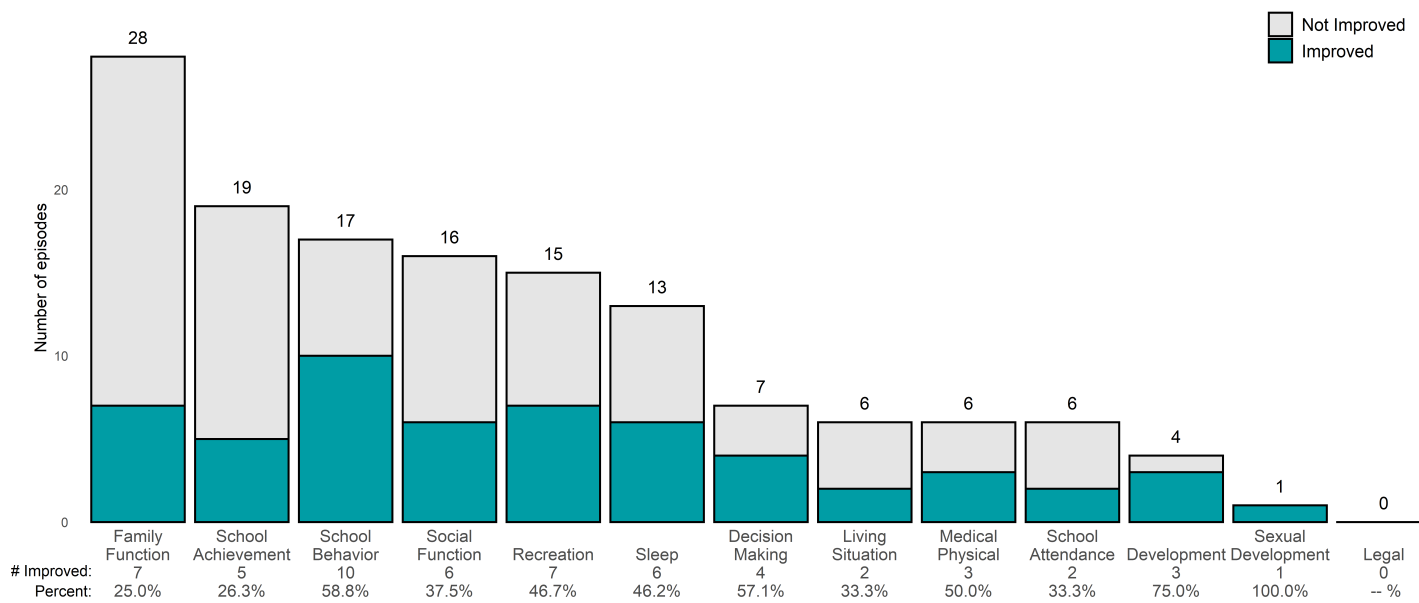
*The two most recent CANS are included for each child/youth episode, with the most recent CANS occurring during the reporting period. Only CANS with a minimum of 8 months of treatment between assessments are included. Actionable ratings are items rated as a 2 or a 3, and improvement is a decrease of 1 point or more.

OMI Family Ctr Children Svc (38805)

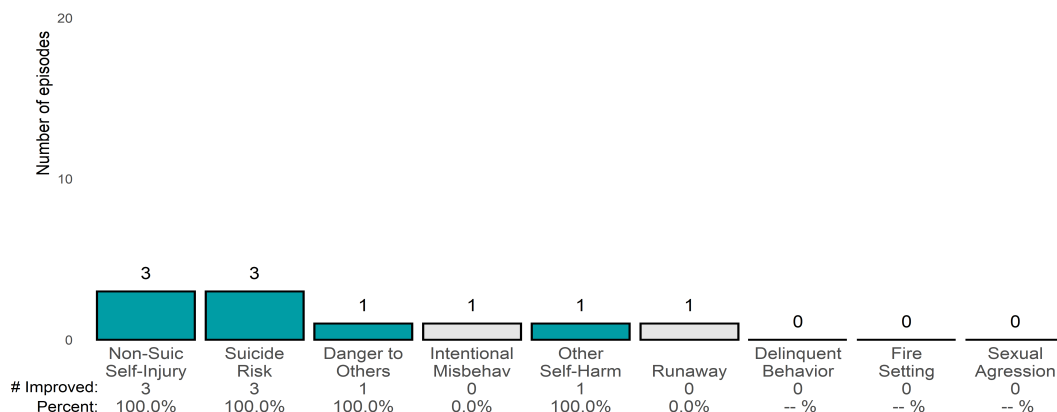
FY20-21 Q4 Performance Objective A.2a Needs Outcomes Item-Level Report

7/1/2020 - 6/30/2021

Impact on Functioning • 6 thru 20



Risk Behaviors • 6 thru 20



OTTP-OP (38KZ2)

FY20-21 Q4 Performance Objective A.2a Needs Outcomes Item-Level Report

7/1/2020 - 6/30/2021

The charts below display the Needs items from the CANS. The stacked columns represent the total number of episodes with an actionable rating on each item, and the number of those that improved.*

Mean number of months between CANS: 11.1 • Median number of months between CANS: 11.5

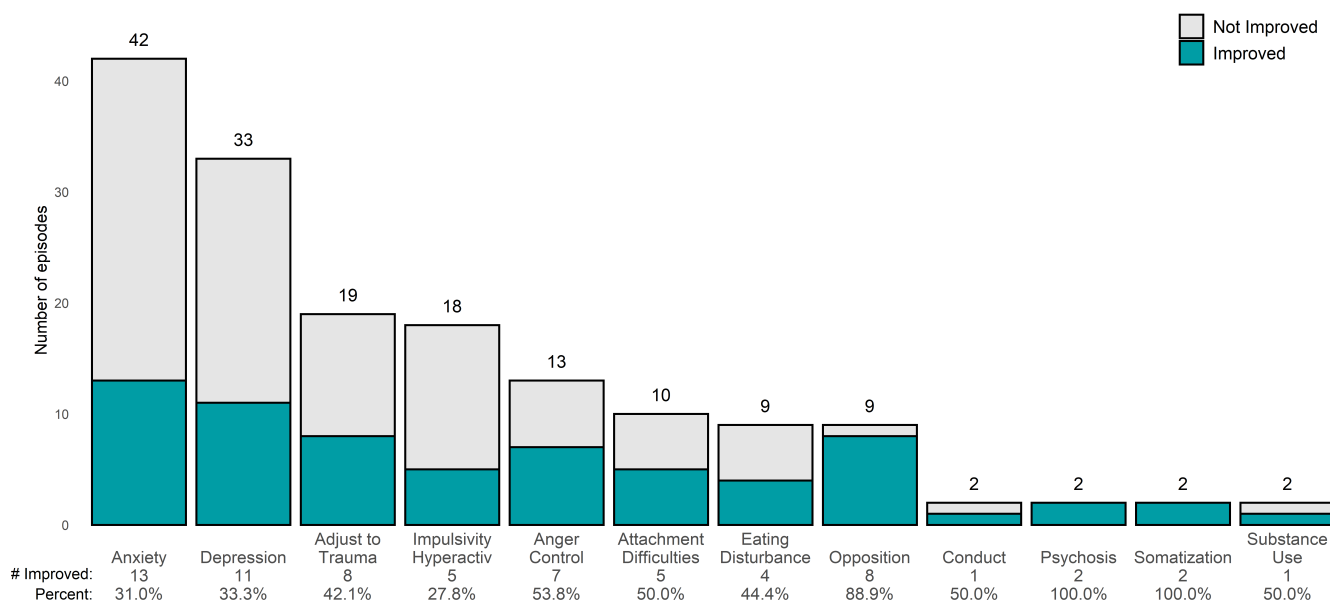
Number of CANS pairs with actionable items: 73 • Number of CANS pairs with improvement: 37

Number of CANS pairs without actionable items: 2 • Number of children/youth: 75

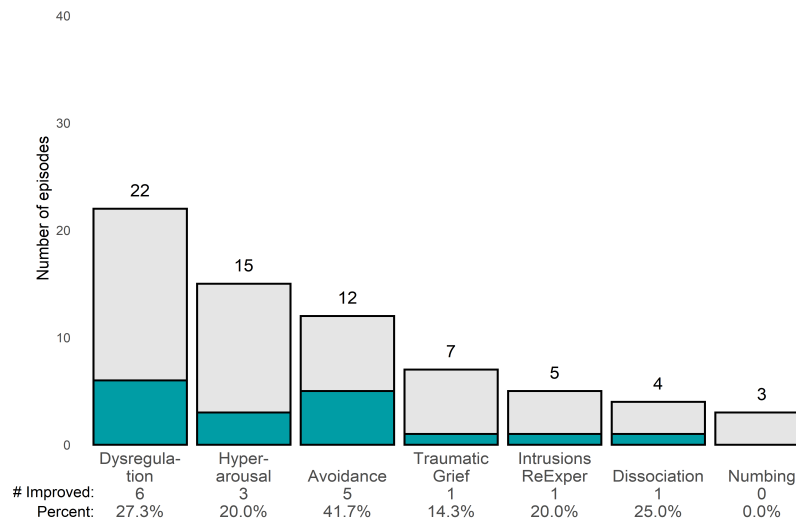
Percent of episodes improved on 50% or more of items: **50.7%**

Behavioral/Emotional Needs • 6 thru 20

CANS pairs for 6 thru 20: 73



Traumatic Stress Symptoms • 6 thru 20



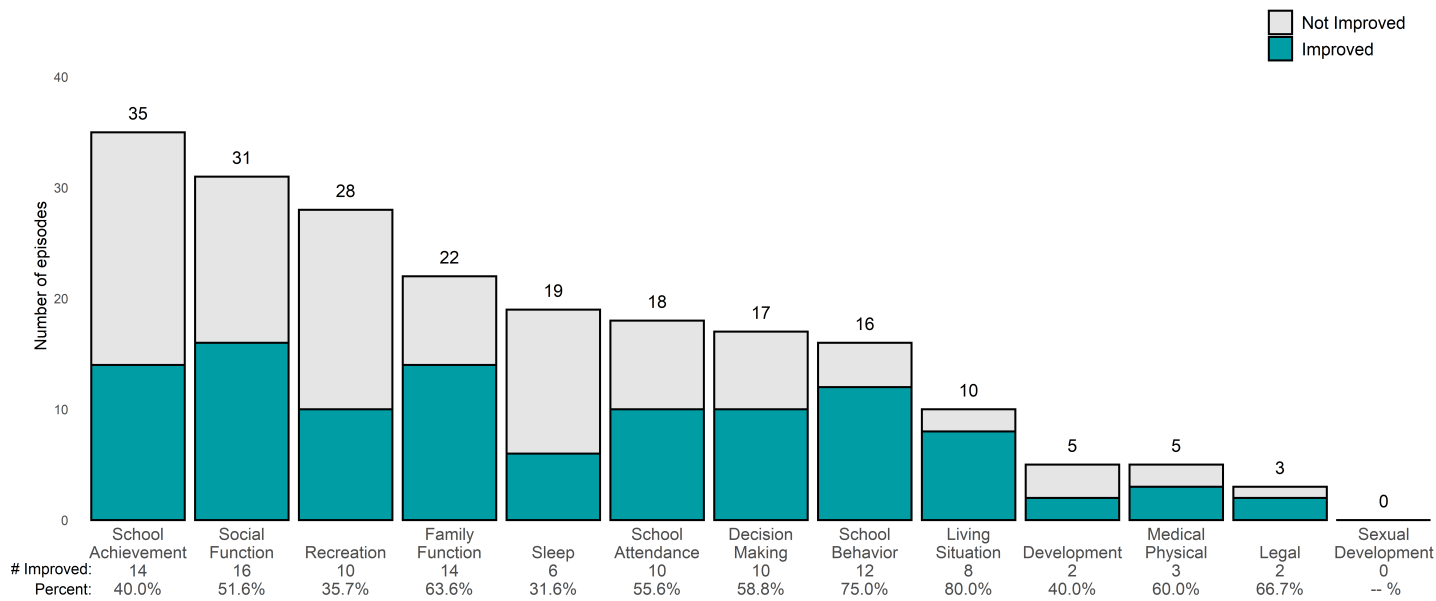
*The two most recent CANS are included for each child/youth episode, with the most recent CANS occurring during the reporting period. Only CANS with a minimum of 8 months of treatment between assessments are included. Actionable ratings are items rated as a 2 or a 3, and improvement is a decrease of 1 point or more.

OTTP-OP (38KZ2)

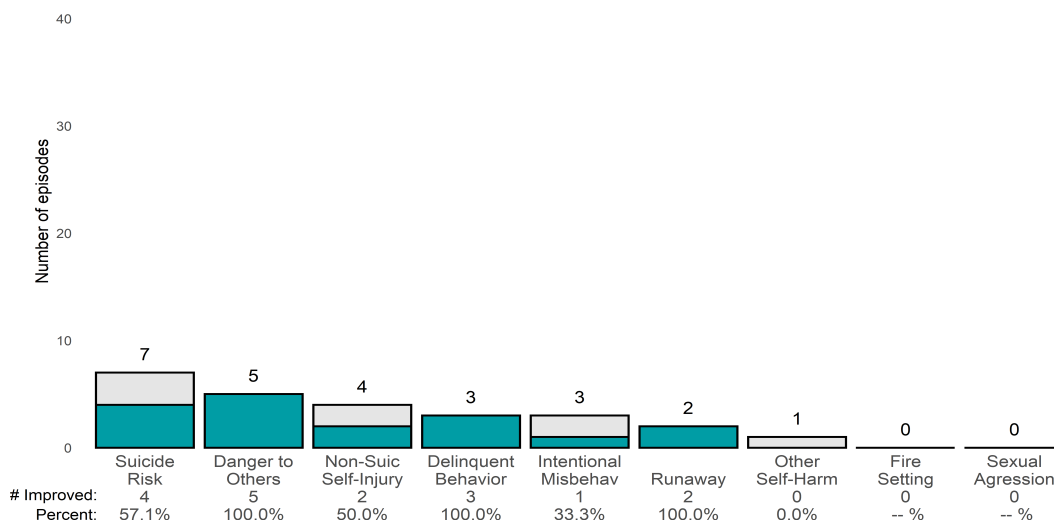
FY20-21 Q4 Performance Objective A.2a Needs Outcomes Item-Level Report

7/1/2020 - 6/30/2021

Impact on Functioning • 6 thru 20



Risk Behaviors • 6 thru 20



RAMS Children Managed Care OP (3894MC)

FY20-21 Q4 Performance Objective A.2a Needs Outcomes Item-Level Report

7/1/2020 - 6/30/2021

The charts below display the Needs items from the CANS. The stacked columns represent the total number of episodes with an actionable rating on each item, and the number of those that improved.*

Mean number of months between CANS: 10.1 • Median number of months between CANS: 10.1

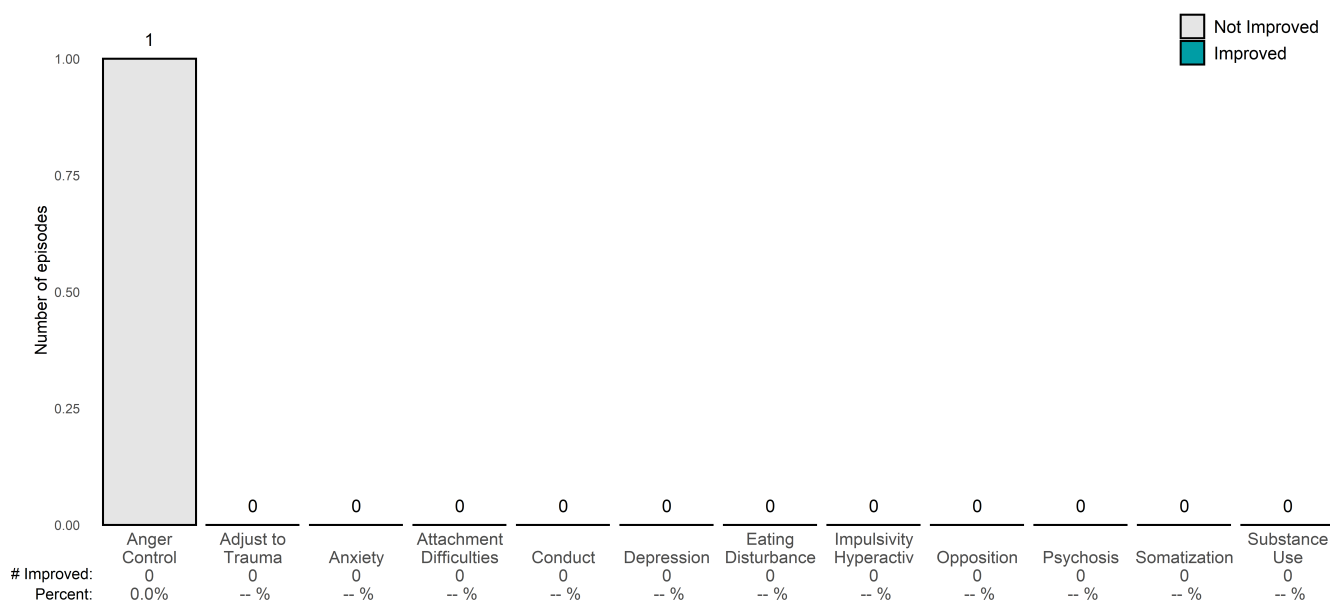
Number of CANS pairs with actionable items: 1 • Number of CANS pairs with improvement: 0

Number of CANS pairs without actionable items: 0 • Number of children/youth: 1

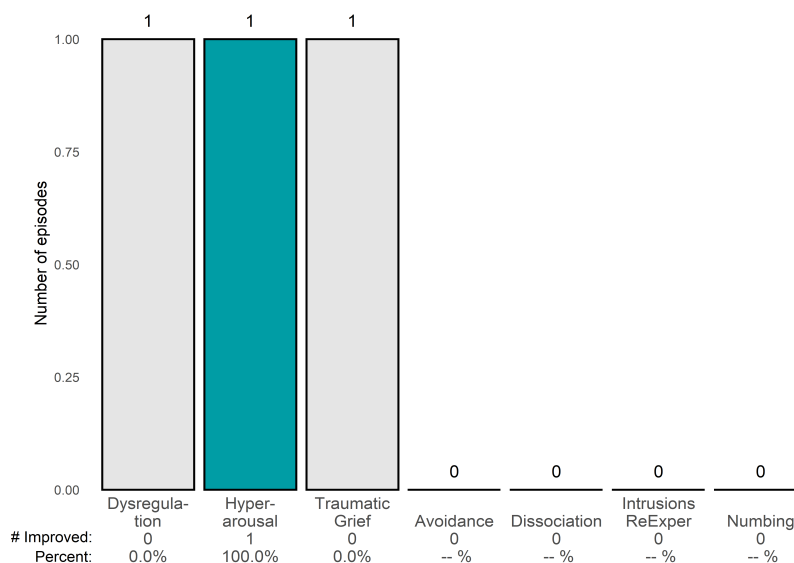
Percent of episodes improved on 50% or more of items: **0.0%**

Behavioral/Emotional Needs • 6 thru 20

CANS pairs for 6 thru 20: 1



Traumatic Stress Symptoms • 6 thru 20



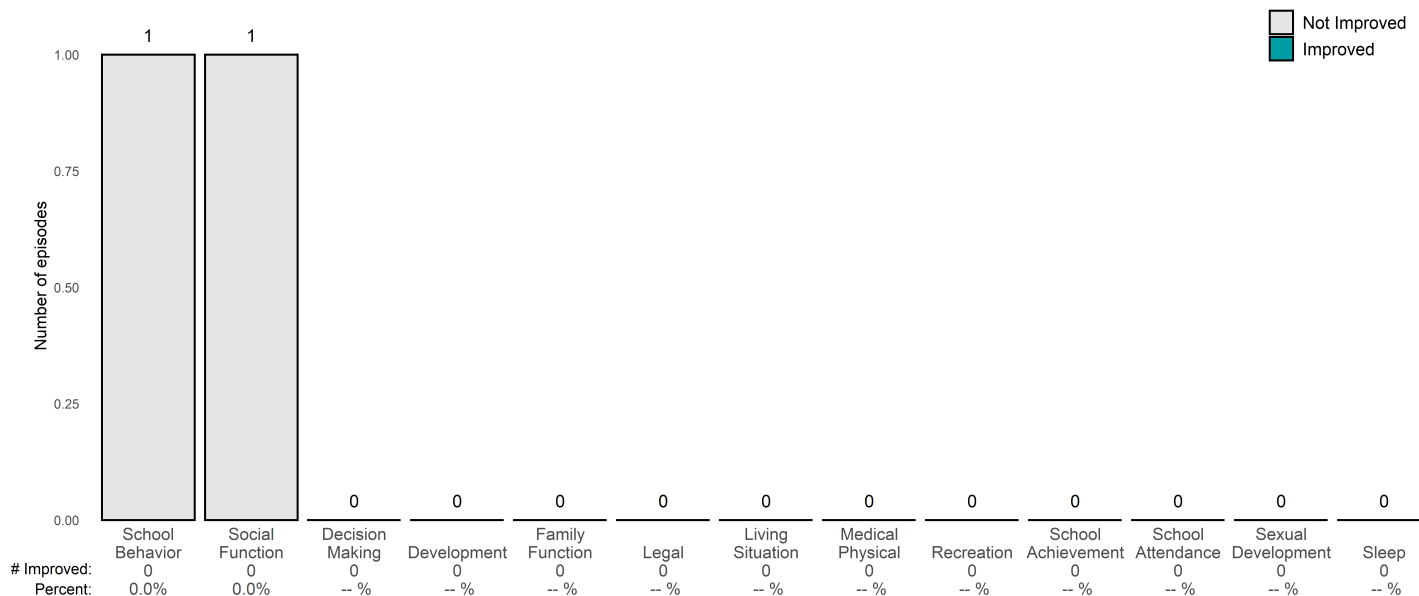
*The two most recent CANS are included for each child/youth episode, with the most recent CANS occurring during the reporting period. Only CANS with a minimum of 8 months of treatment between assessments are included. Actionable ratings are items rated as a 2 or a 3, and improvement is a decrease of 1 point or more.

RAMS Children Managed Care OP (3894MC)

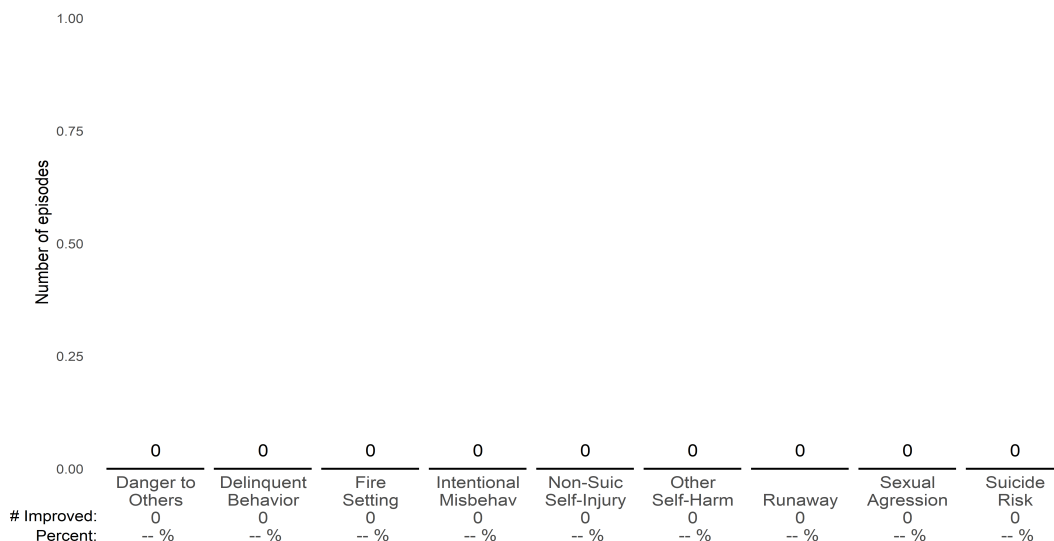
FY20-21 Q4 Performance Objective A.2a Needs Outcomes Item-Level Report

7/1/2020 - 6/30/2021

Impact on Functioning • 6 thru 20



Risk Behaviors • 6 thru 20



RAMS CYF Outpatient (38947)

FY20-21 Q4 Performance Objective A.2a Needs Outcomes Item-Level Report

7/1/2020 - 6/30/2021

The charts below display the Needs items from the CANS. The stacked columns represent the total number of episodes with an actionable rating on each item, and the number of those that improved.*

Mean number of months between CANS: 10.8 • Median number of months between CANS: 11.0

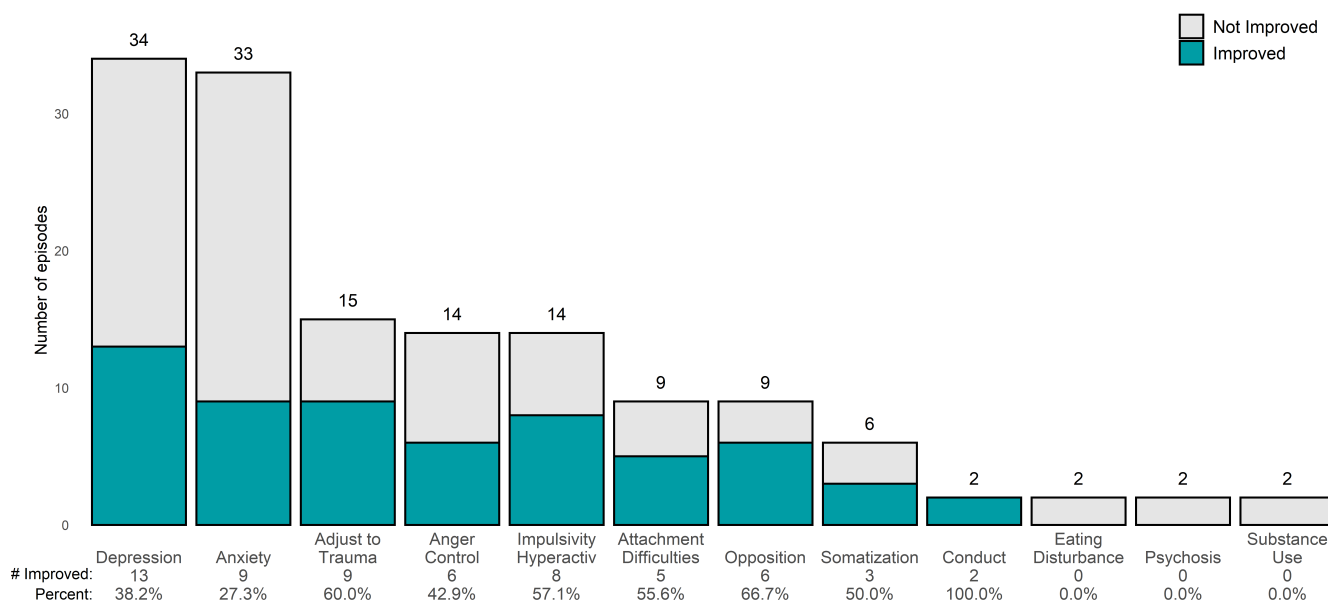
Number of CANS pairs with actionable items: 74 • Number of CANS pairs with improvement: 39

Number of CANS pairs without actionable items: 11 • Number of children/youth: 85

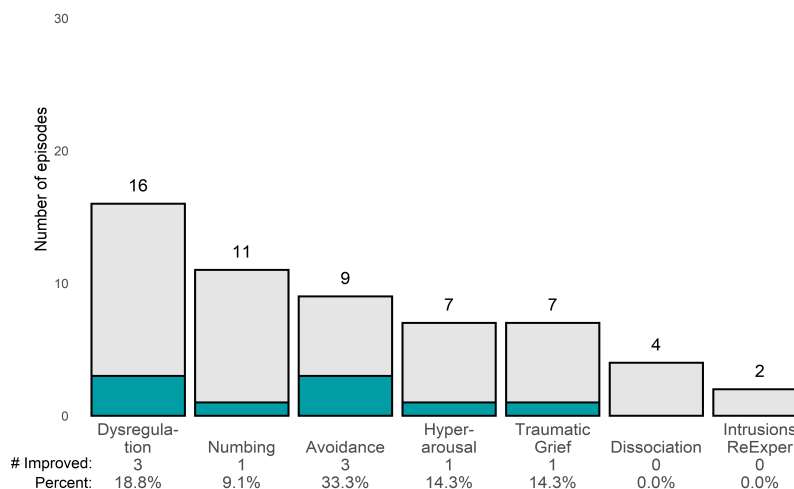
Percent of episodes improved on 50% or more of items: **52.7%**

Behavioral/Emotional Needs • 6 thru 20

CANS pairs for 6 thru 20: 73



Traumatic Stress Symptoms • 6 thru 20



*The two most recent CANS are included for each child/youth episode, with the most recent CANS occurring during the reporting period. Only CANS with a minimum of 8 months of treatment between assessments are included. Actionable ratings are items rated as a 2 or a 3, and improvement is a decrease of 1 point or more.

RAMS CYF Outpatient (38947)

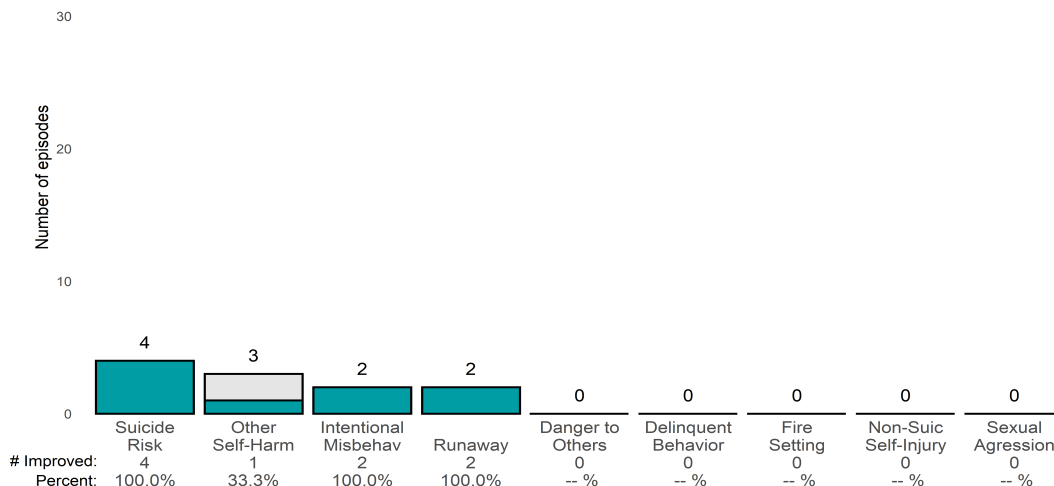
FY20-21 Q4 Performance Objective A.2a Needs Outcomes Item-Level Report

7/1/2020 - 6/30/2021

Impact on Functioning • 6 thru 20



Risk Behaviors • 6 thru 20



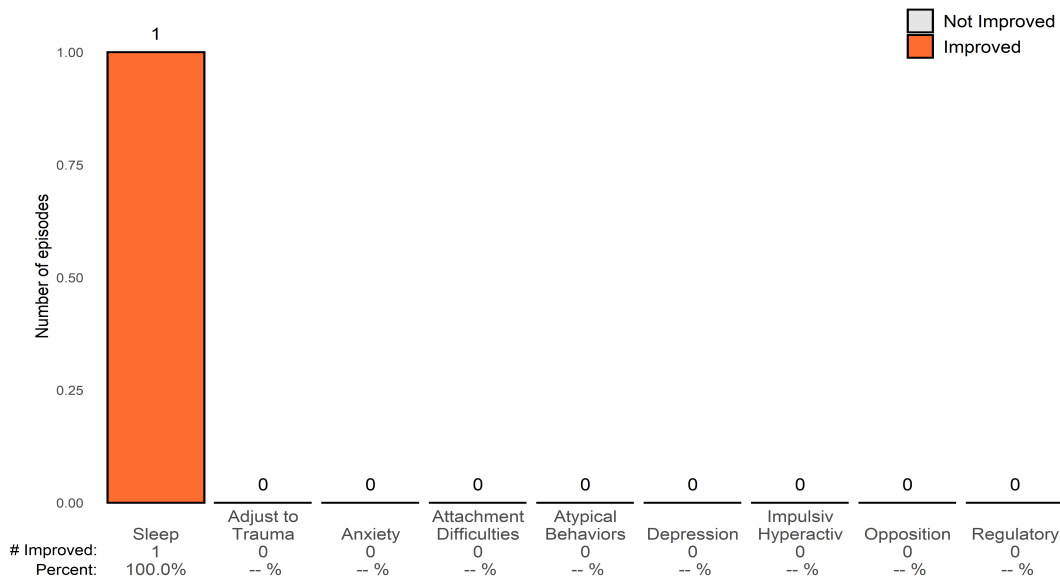
RAMS CYF Outpatient (38947)

FY20-21 Q4 Performance Objective A.2a Needs Outcomes Item-Level Report

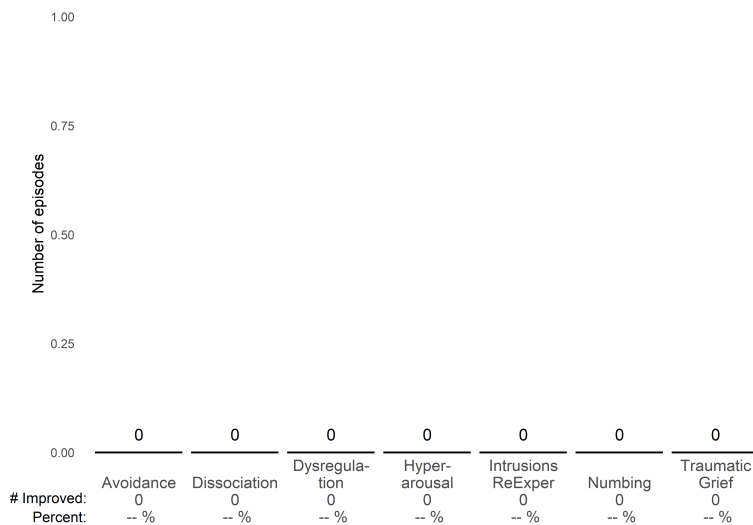
7/1/2020 - 6/30/2021

Behavioral/Emotional Needs • 0 thru 5

CANS pairs for 0 thru 5: 1



Traumatic Stress Symptoms • 0 thru 5

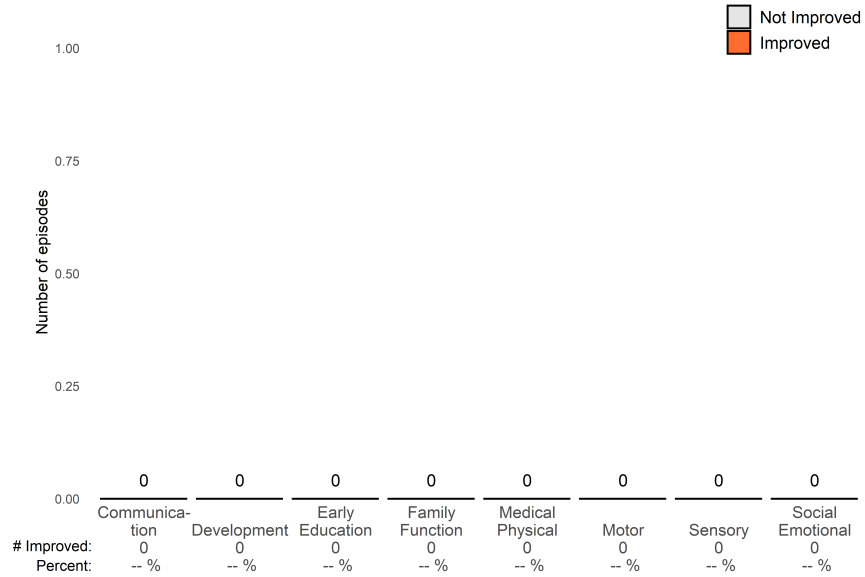


RAMS CYF Outpatient (38947)

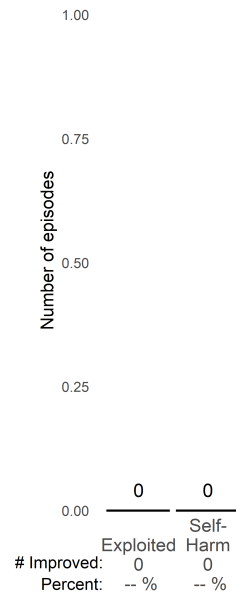
FY20-21 Q4 Performance Objective A.2a Needs Outcomes Item-Level Report

7/1/2020 - 6/30/2021

Impact on Functioning • 0 thru 5



Risk Behaviors • 0 thru 5



RAMS SED Services (3894SD)

FY20-21 Q4 Performance Objective A.2a Needs Outcomes Item-Level Report

7/1/2020 - 6/30/2021

The charts below display the Needs items from the CANS. The stacked columns represent the total number of episodes with an actionable rating on each item, and the number of those that improved.*

Mean number of months between CANS: 10.9 • Median number of months between CANS: 11.6

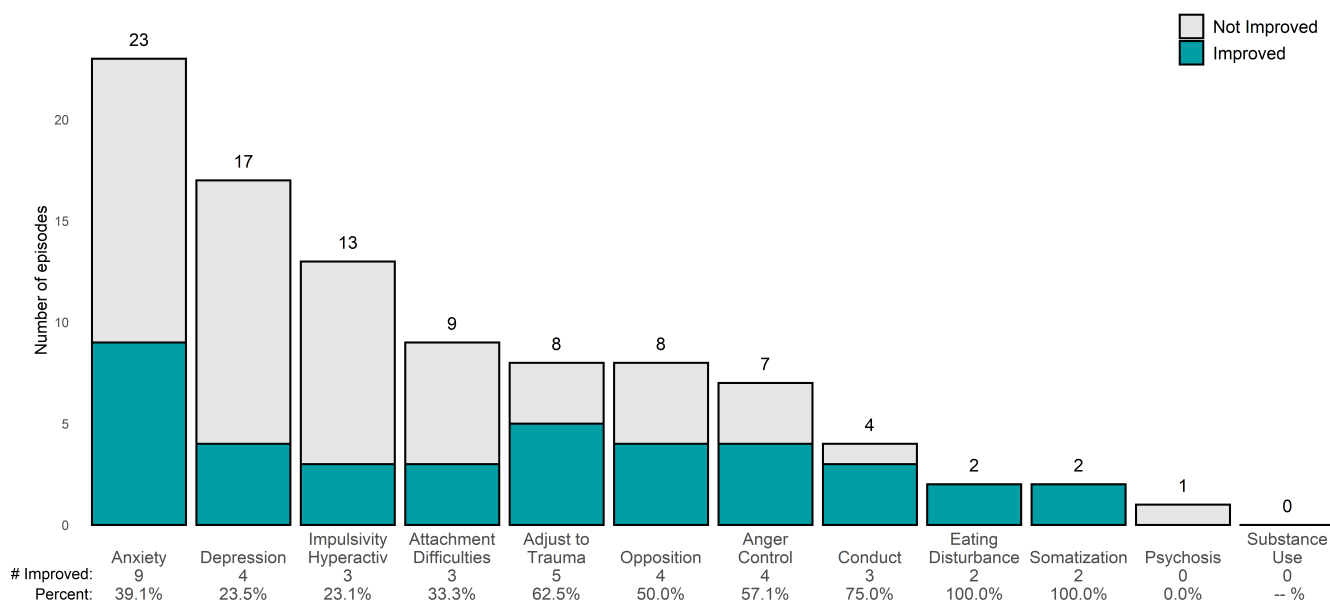
Number of CANS pairs with actionable items: 37 • Number of CANS pairs with improvement: 18

Number of CANS pairs without actionable items: 0 • Number of children/youth: 37

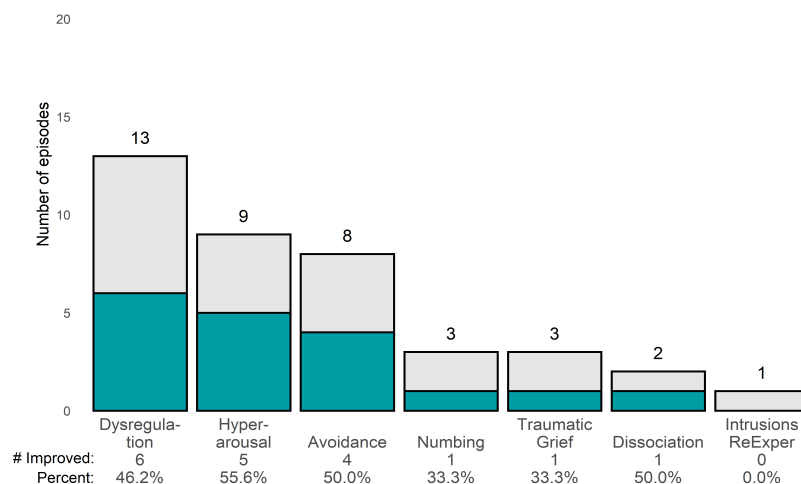
Percent of episodes improved on 50% or more of items: **48.6%**

Behavioral/Emotional Needs • 6 thru 20

CANS pairs for 6 thru 20: 37



Traumatic Stress Symptoms • 6 thru 20



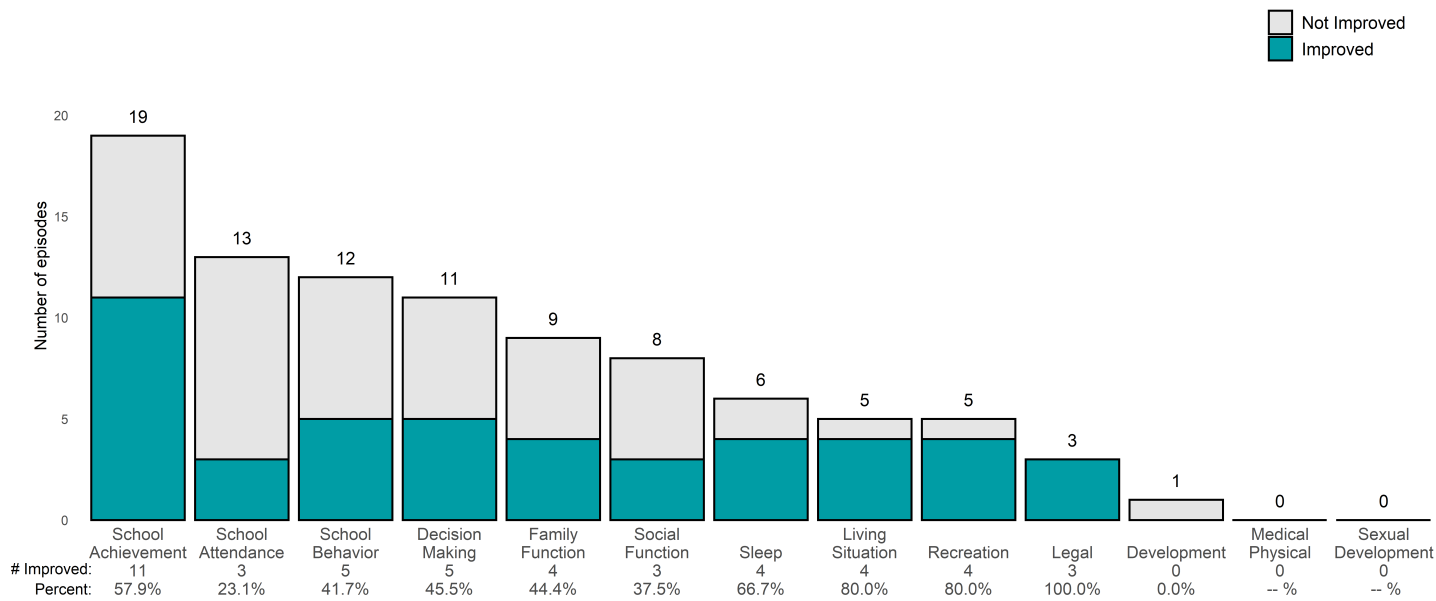
*The two most recent CANS are included for each child/youth episode, with the most recent CANS occurring during the reporting period. Only CANS with a minimum of 8 months of treatment between assessments are included. Actionable ratings are items rated as a 2 or a 3, and improvement is a decrease of 1 point or more.

RAMS SED Services (3894SD)

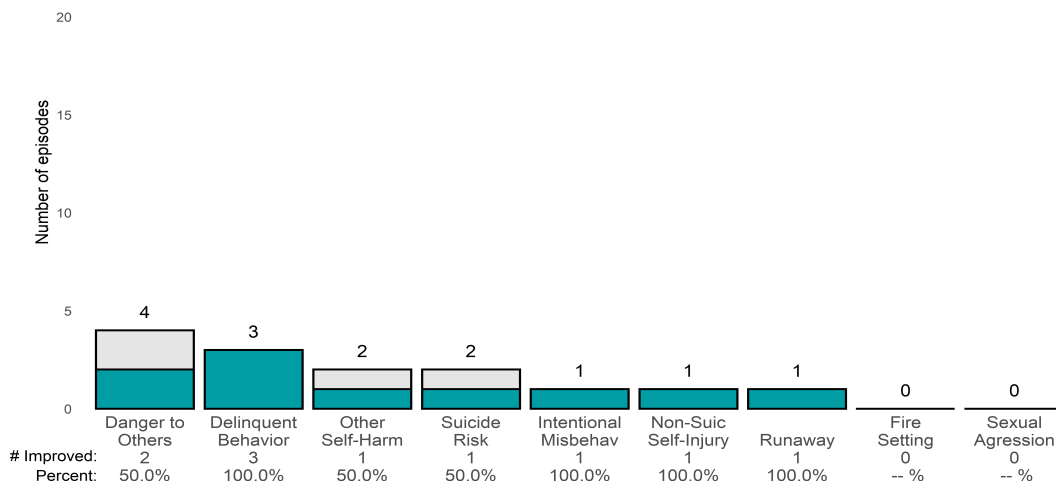
FY20-21 Q4 Performance Objective A.2a Needs Outcomes Item-Level Report

7/1/2020 - 6/30/2021

Impact on Functioning • 6 thru 20



Risk Behaviors • 6 thru 20



RAMS Wellness (38946)

FY20-21 Q4 Performance Objective A.2a Needs Outcomes Item-Level Report

7/1/2020 - 6/30/2021

The charts below display the Needs items from the CANS. The stacked columns represent the total number of episodes with an actionable rating on each item, and the number of those that improved.*

Mean number of months between CANS: 10.5 • Median number of months between CANS: 10.7

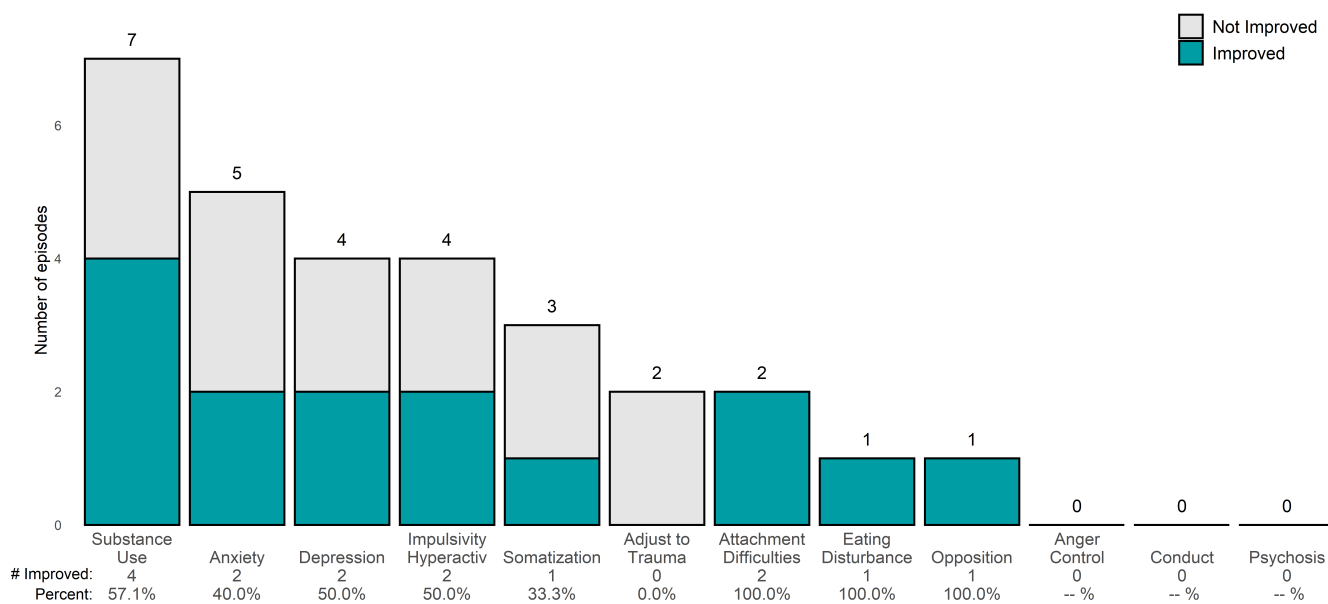
Number of CANS pairs with actionable items: 16 • Number of CANS pairs with improvement: 11

Number of CANS pairs without actionable items: 0 • Number of children/youth: 16

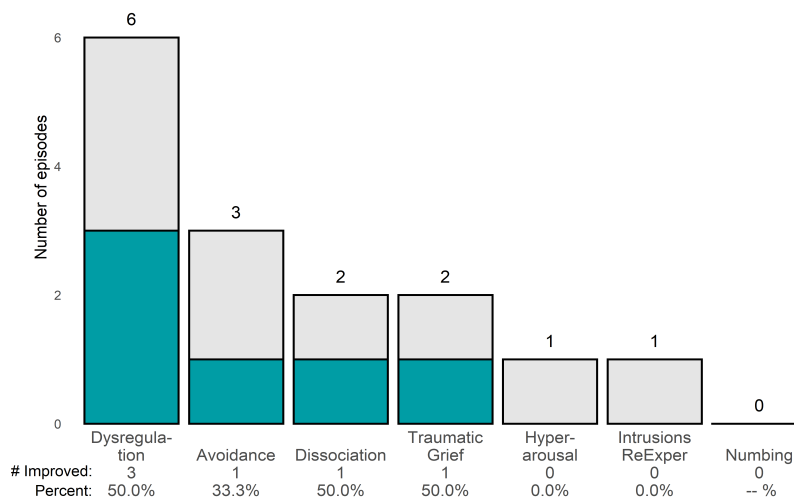
Percent of episodes improved on 50% or more of items: **68.8%**

Behavioral/Emotional Needs • 6 thru 20

CANS pairs for 6 thru 20: 16



Traumatic Stress Symptoms • 6 thru 20



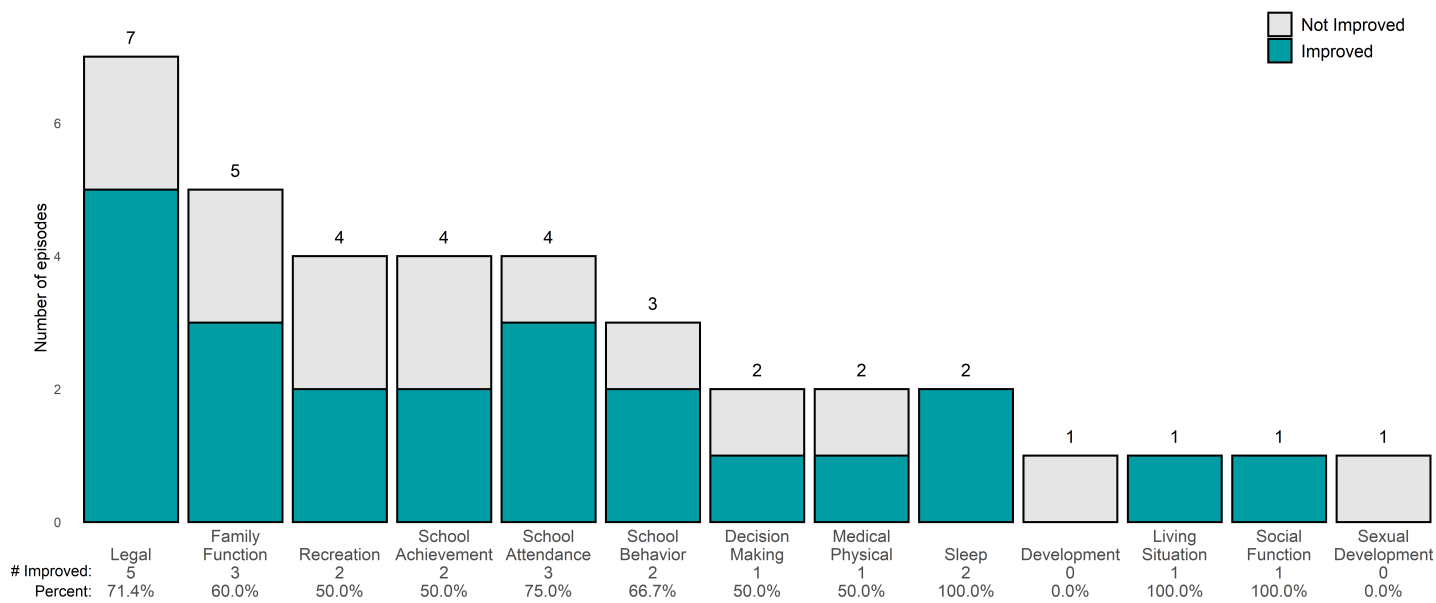
*The two most recent CANS are included for each child/youth episode, with the most recent CANS occurring during the reporting period. Only CANS with a minimum of 8 months of treatment between assessments are included. Actionable ratings are items rated as a 2 or a 3, and improvement is a decrease of 1 point or more.

RAMS Wellness (38946)

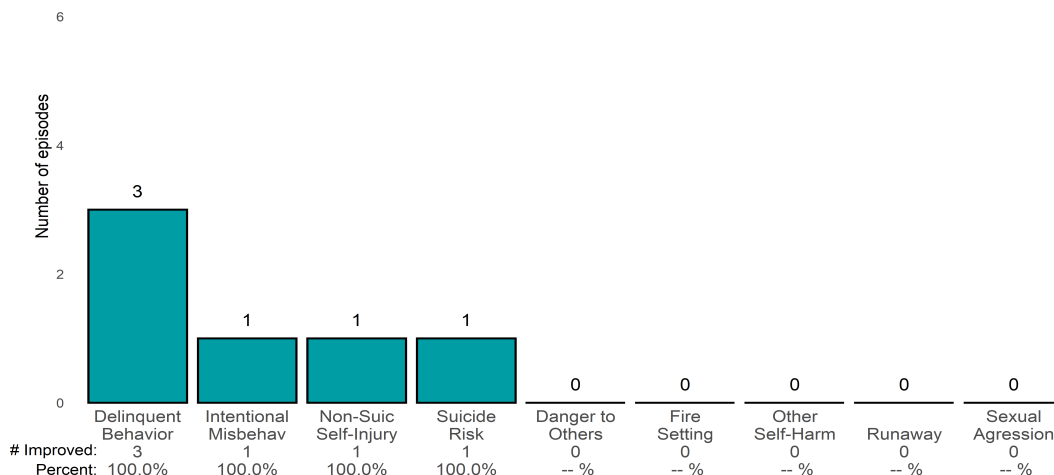
FY20-21 Q4 Performance Objective A.2a Needs Outcomes Item-Level Report

7/1/2020 - 6/30/2021

Impact on Functioning • 6 thru 20



Risk Behaviors • 6 thru 20



Safe And Sound (38HROP)

FY20-21 Q4 Performance Objective A.2a Needs Outcomes Item-Level Report

7/1/2020 - 6/30/2021

The charts below display the Needs items from the CANS. The stacked columns represent the total number of episodes with an actionable rating on each item, and the number of those that improved.*

Mean number of months between CANS: 11.0 • Median number of months between CANS: 11.5

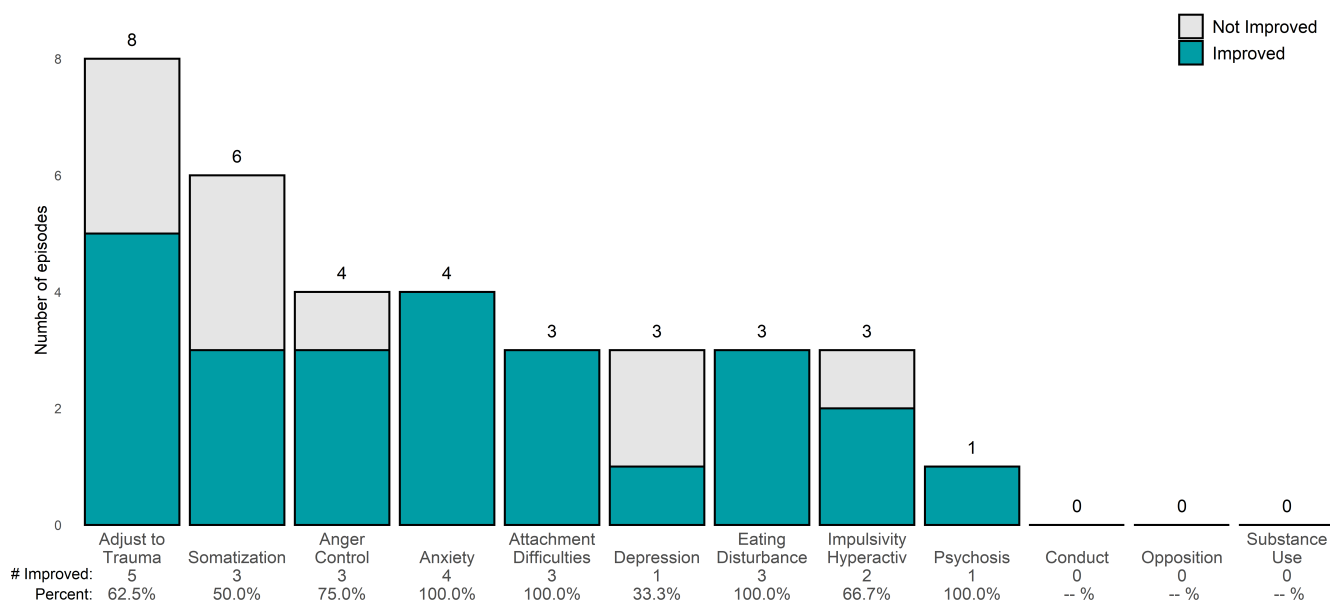
Number of CANS pairs with actionable items: 9 • Number of CANS pairs with improvement: 7

Number of CANS pairs without actionable items: 0 • Number of children/youth: 9

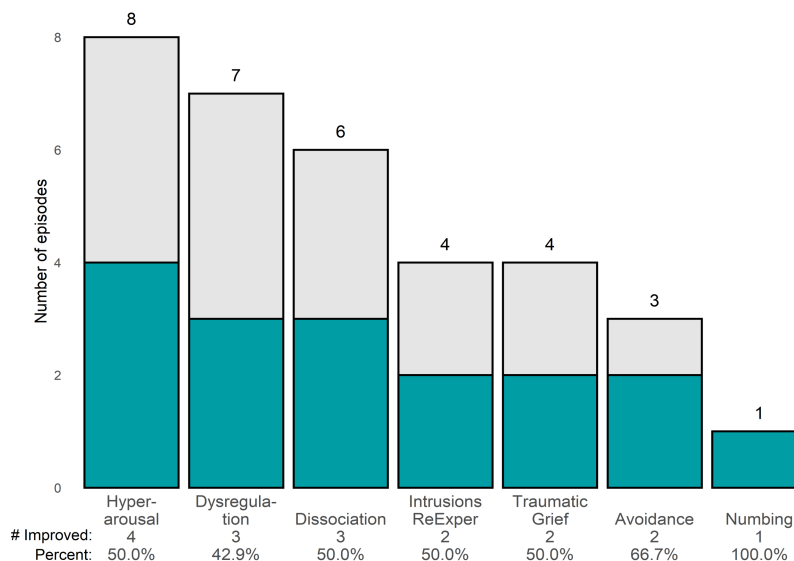
Percent of episodes improved on 50% or more of items: **77.8%**

Behavioral/Emotional Needs • 6 thru 20

CANS pairs for 6 thru 20: 9



Traumatic Stress Symptoms • 6 thru 20



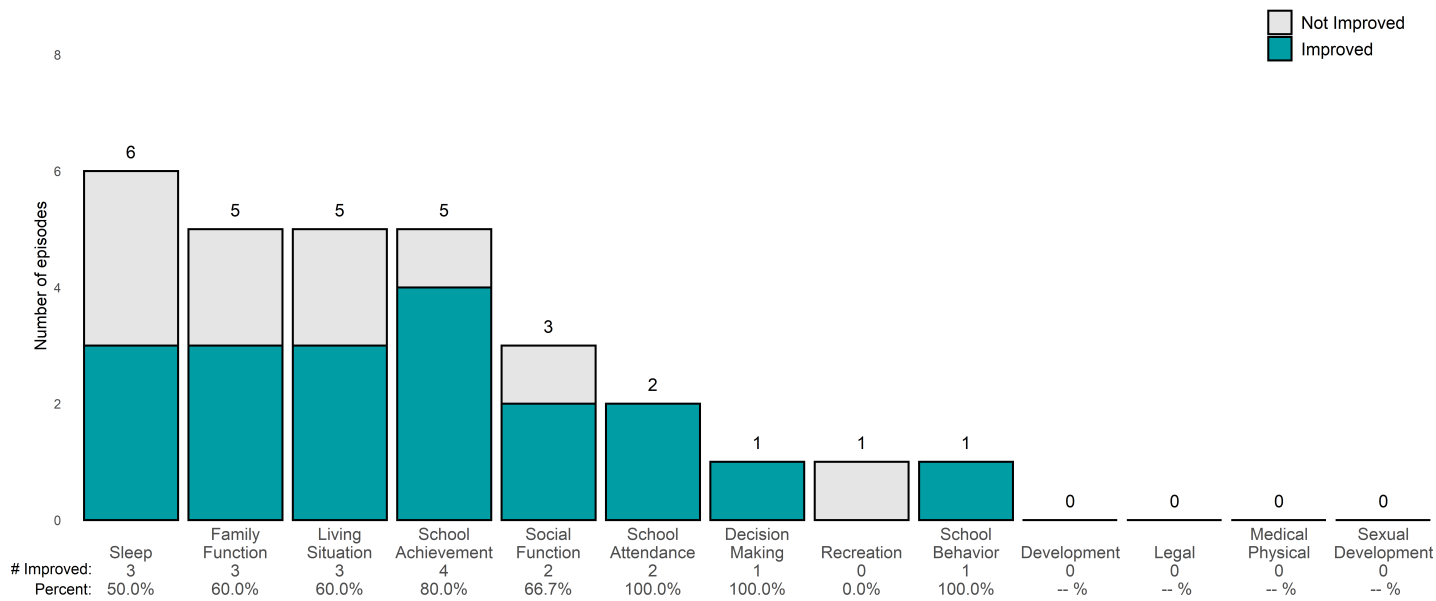
*The two most recent CANS are included for each child/youth episode, with the most recent CANS occurring during the reporting period. Only CANS with a minimum of 8 months of treatment between assessments are included. Actionable ratings are items rated as a 2 or a 3, and improvement is a decrease of 1 point or more.

Safe And Sound (38HROP)

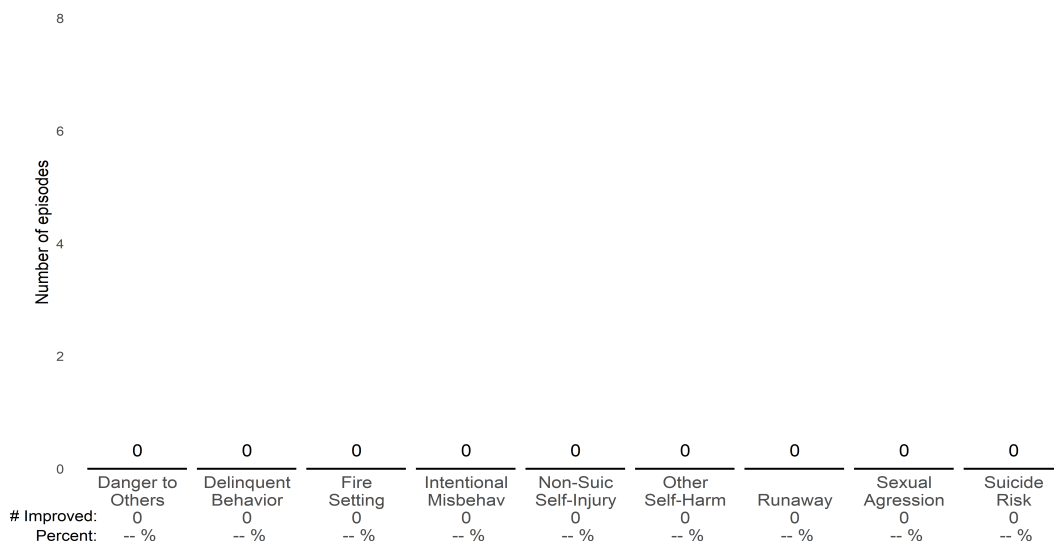
FY20-21 Q4 Performance Objective A.2a Needs Outcomes Item-Level Report

7/1/2020 - 6/30/2021

Impact on Functioning • 6 thru 20



Risk Behaviors • 6 thru 20



SE Child + Family Cntr 2 (38BB3)

FY20-21 Q4 Performance Objective A.2a Needs Outcomes Item-Level Report

7/1/2020 - 6/30/2021

The charts below display the Needs items from the CANS. The stacked columns represent the total number of episodes with an actionable rating on each item, and the number of those that improved.*

Mean number of months between CANS: 12.2 • Median number of months between CANS: 12.0

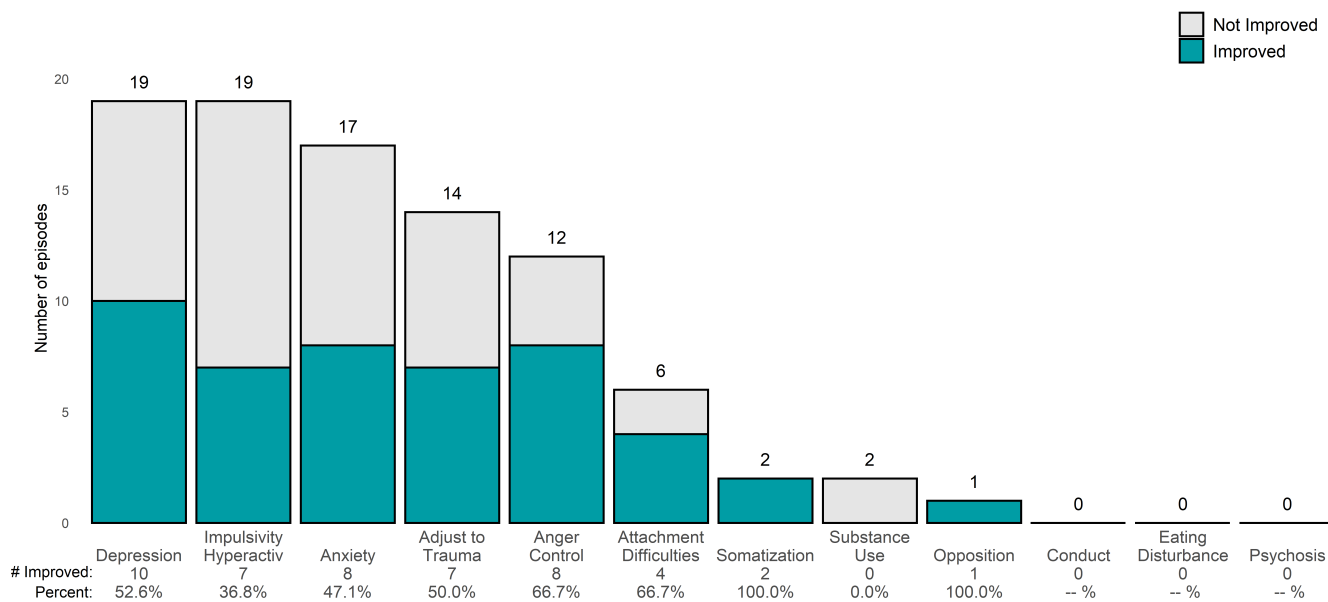
Number of CANS pairs with actionable items: 46 • Number of CANS pairs with improvement: 26

Number of CANS pairs without actionable items: 0 • Number of children/youth: 46

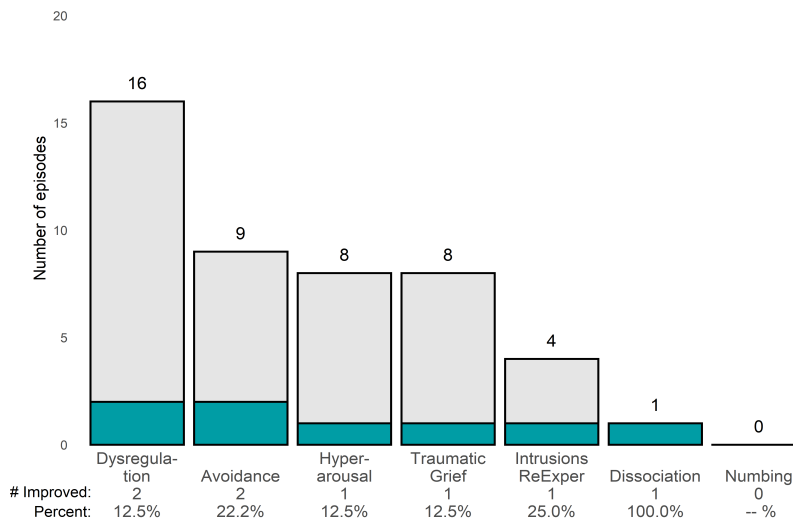
Percent of episodes improved on 50% or more of items: **56.5%**

Behavioral/Emotional Needs • 6 thru 20

CANS pairs for 6 thru 20: 46



Traumatic Stress Symptoms • 6 thru 20



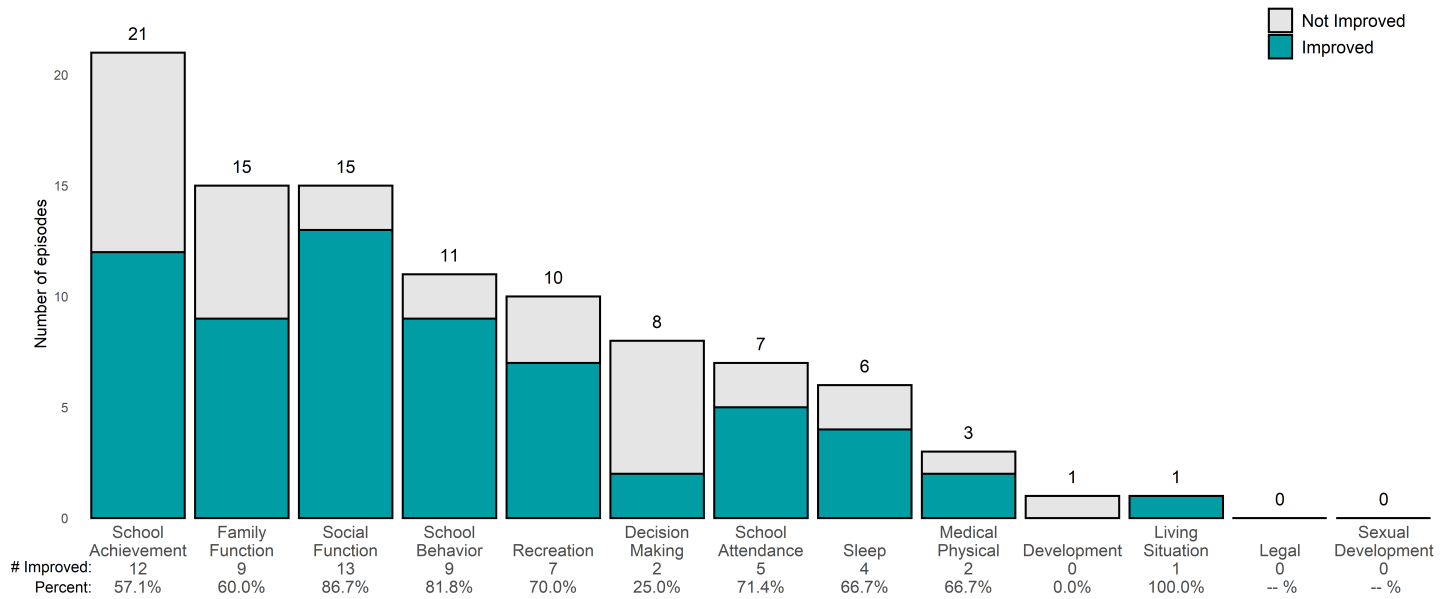
*The two most recent CANS are included for each child/youth episode, with the most recent CANS occurring during the reporting period. Only CANS with a minimum of 8 months of treatment between assessments are included. Actionable ratings are items rated as a 2 or a 3, and improvement is a decrease of 1 point or more.

SE Child + Family Cntr 2 (38BB3)

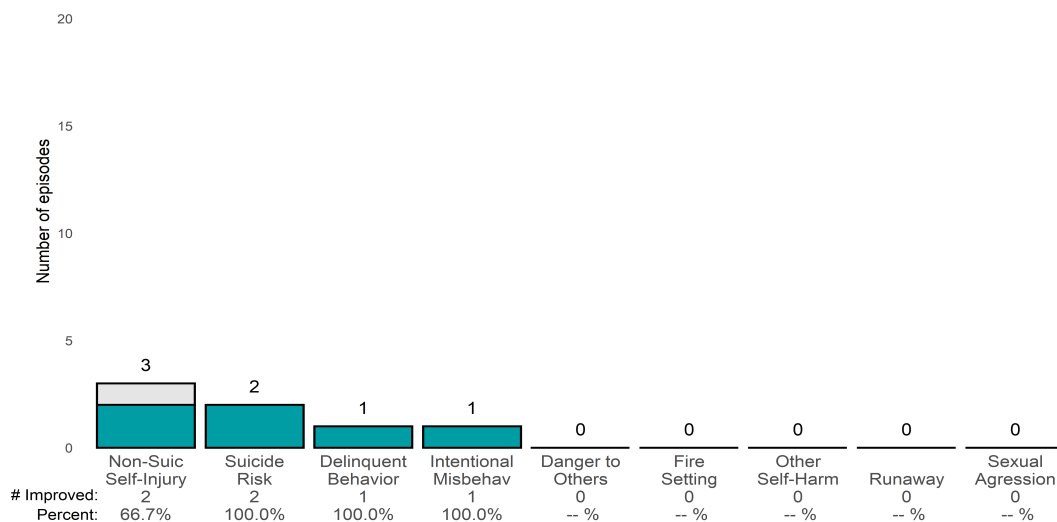
FY20-21 Q4 Performance Objective A.2a Needs Outcomes Item-Level Report

7/1/2020 - 6/30/2021

Impact on Functioning • 6 thru 20



Risk Behaviors • 6 thru 20



SE Child + Family Therapy Ct (38456)

FY20-21 Q4 Performance Objective A.2a Needs Outcomes Item-Level Report

7/1/2020 - 6/30/2021

The charts below display the Needs items from the CANS. The stacked columns represent the total number of episodes with an actionable rating on each item, and the number of those that improved.*

Mean number of months between CANS: 12.8 • Median number of months between CANS: 12.0

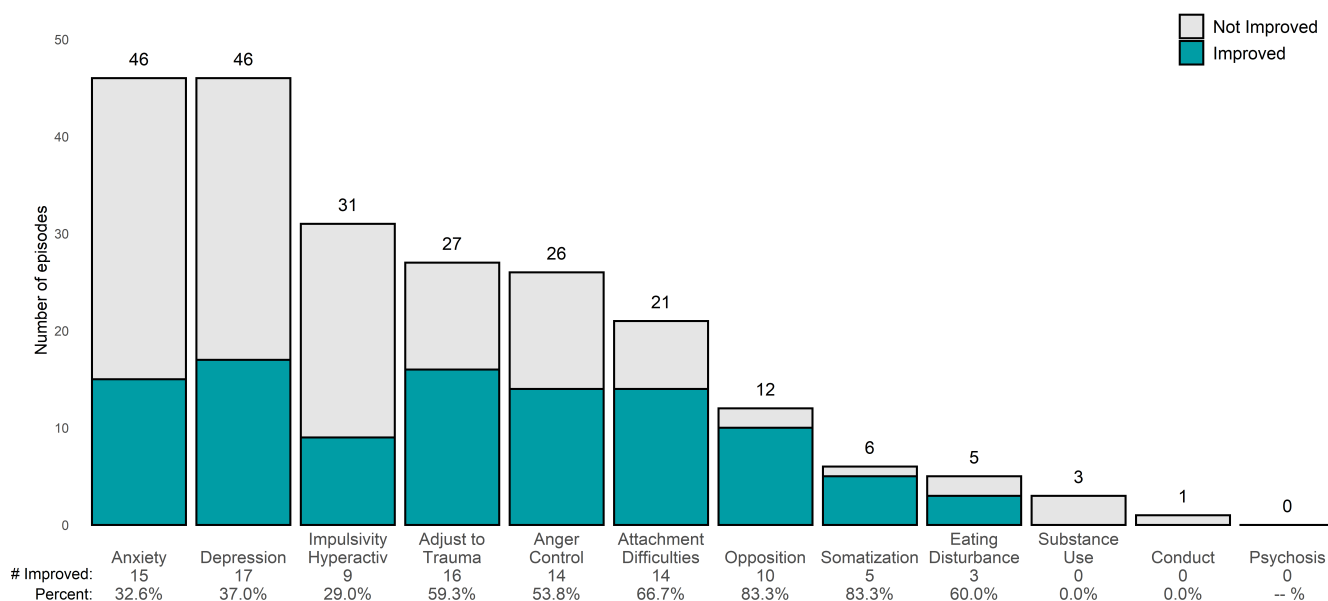
Number of CANS pairs with actionable items: 86 • Number of CANS pairs with improvement: 39

Number of CANS pairs without actionable items: 2 • Number of children/youth: 88

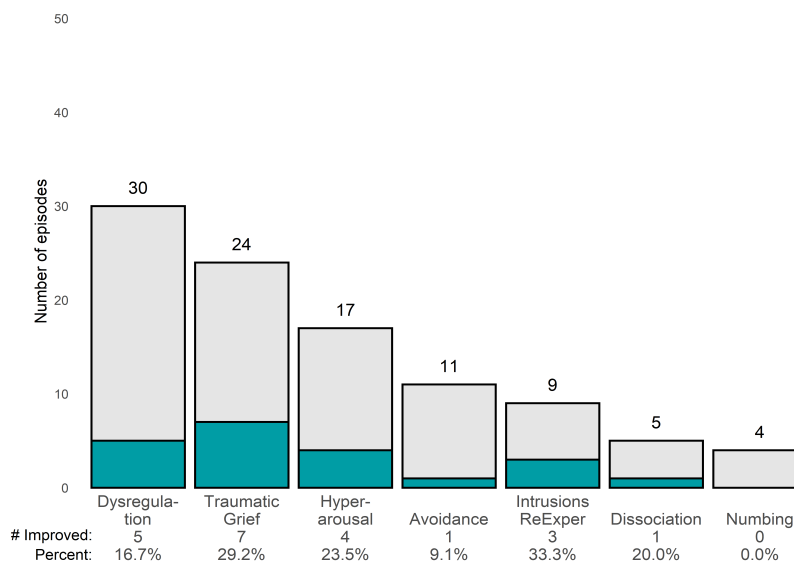
Percent of episodes improved on 50% or more of items: **45.3%**

Behavioral/Emotional Needs • 6 thru 20

CANS pairs for 6 thru 20: 85



Traumatic Stress Symptoms • 6 thru 20



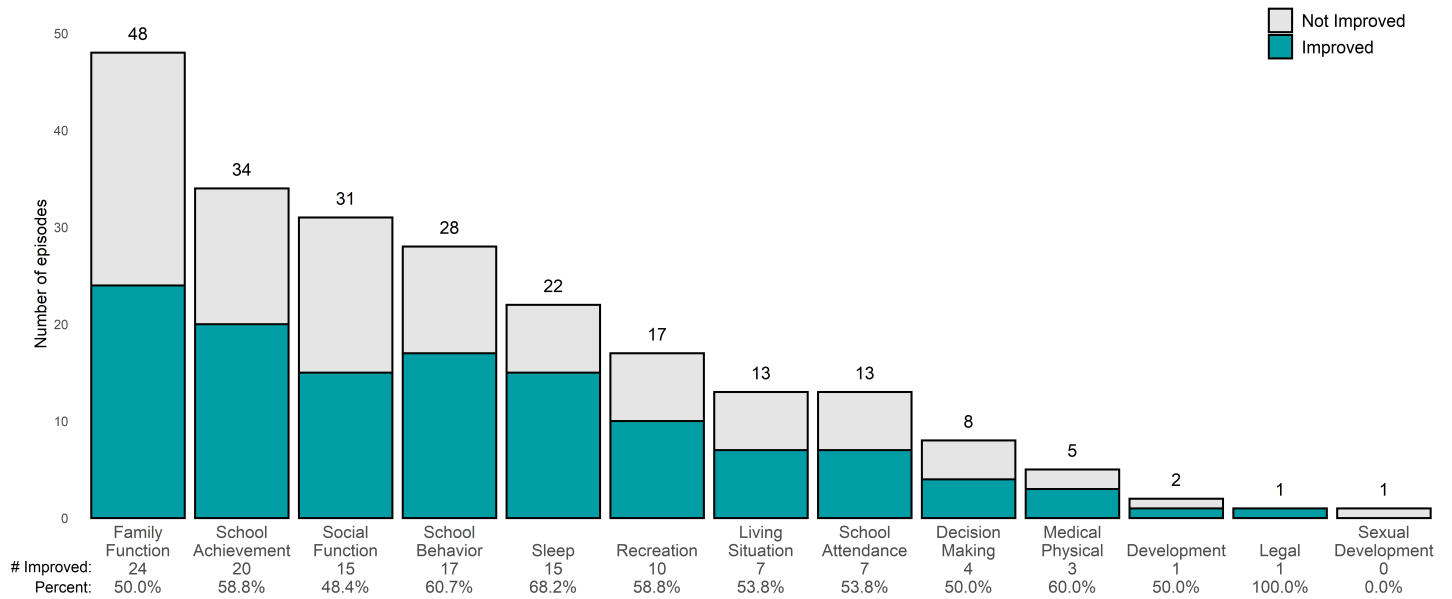
*The two most recent CANS are included for each child/youth episode, with the most recent CANS occurring during the reporting period. Only CANS with a minimum of 8 months of treatment between assessments are included. Actionable ratings are items rated as a 2 or a 3, and improvement is a decrease of 1 point or more.

SE Child + Family Therapy Ct (38456)

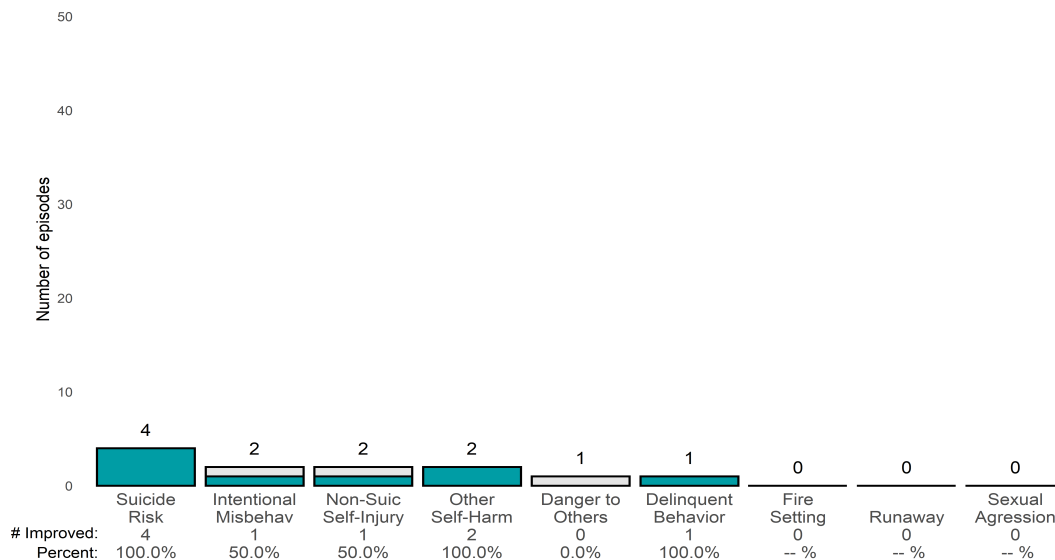
FY20-21 Q4 Performance Objective A.2a Needs Outcomes Item-Level Report

7/1/2020 - 6/30/2021

Impact on Functioning • 6 thru 20



Risk Behaviors • 6 thru 20



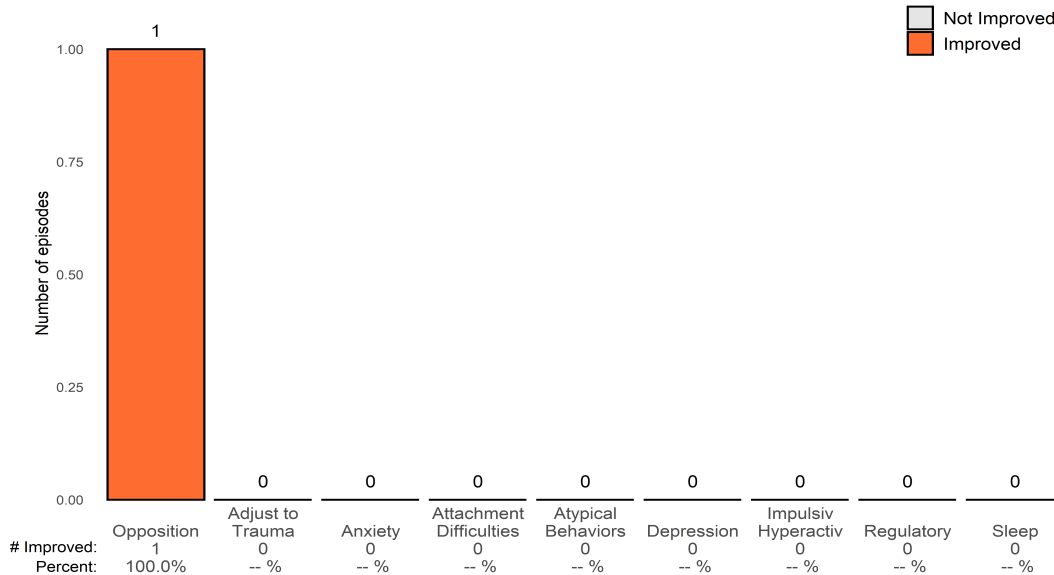
SE Child + Family Therapy Ct (38456)

FY20-21 Q4 Performance Objective A.2a Needs Outcomes Item-Level Report

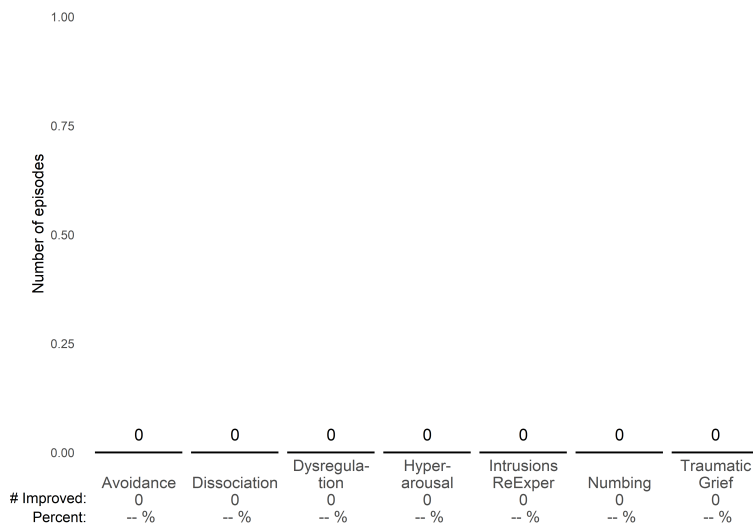
7/1/2020 - 6/30/2021

Behavioral/Emotional Needs • 0 thru 5

CANS pairs for 0 thru 5: 1



Traumatic Stress Symptoms • 0 thru 5

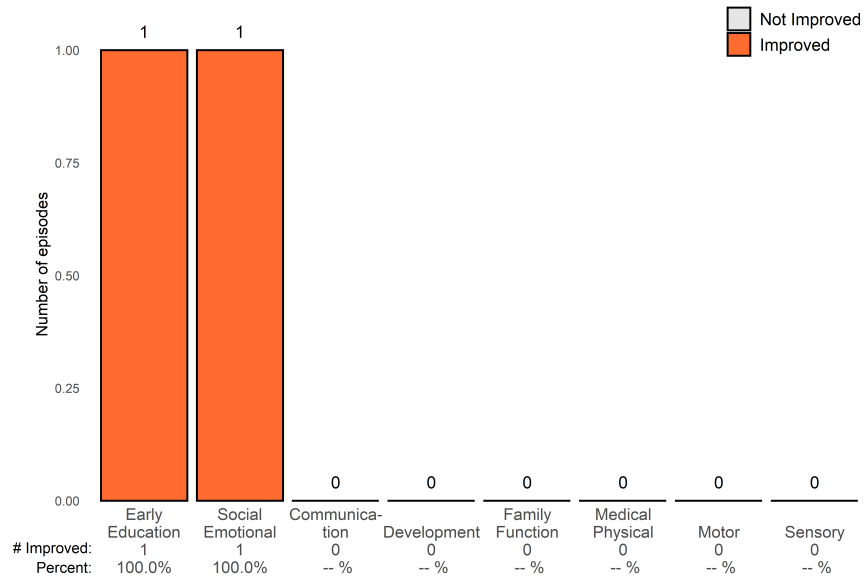


SE Child + Family Therapy Ct (38456)


FY20-21 Q4 Performance Objective A.2a Needs Outcomes Item-Level Report

7/1/2020 - 6/30/2021

Impact on Functioning • 0 thru 5



Risk Behaviors • 0 thru 5



Seneca Center WRAP (38CQ4)

FY20-21 Q4 Performance Objective A.2a Needs Outcomes Item-Level Report

7/1/2020 - 6/30/2021

The charts below display the Needs items from the CANS. The stacked columns represent the total number of episodes with an actionable rating on each item, and the number of those that improved.*

Mean number of months between CANS: 14.6 • Median number of months between CANS: 11.3

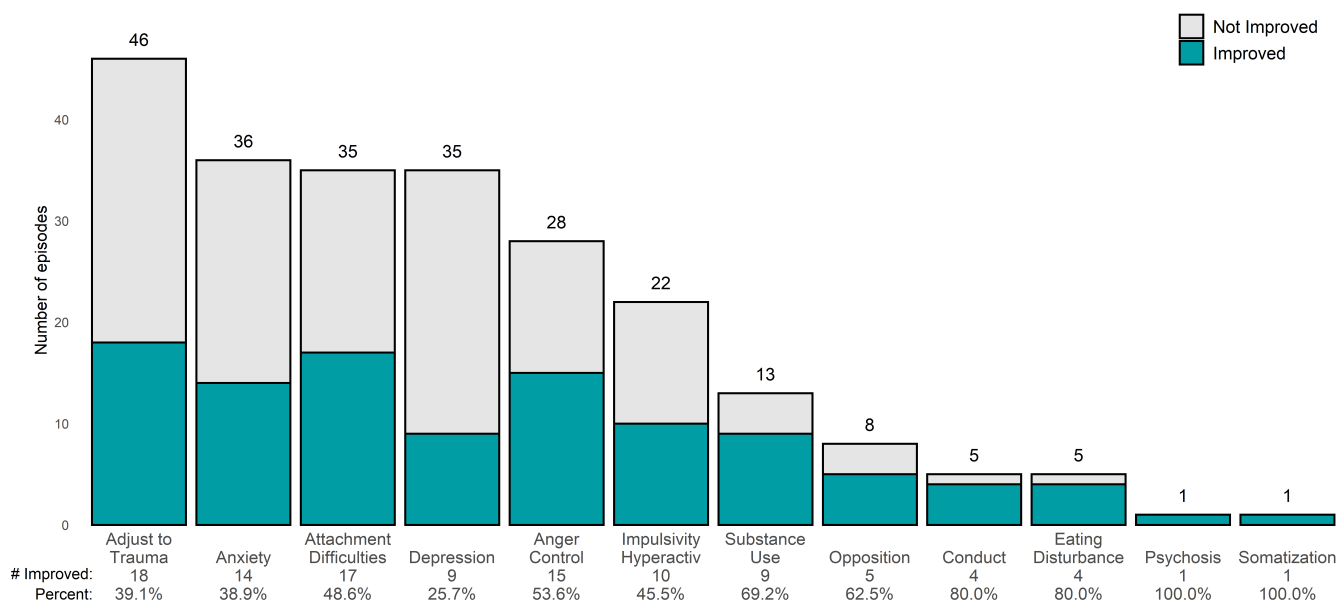
Number of CANS pairs with actionable items: 70 • Number of CANS pairs with improvement: 33

Number of CANS pairs without actionable items: 1 • Number of children/youth: 71

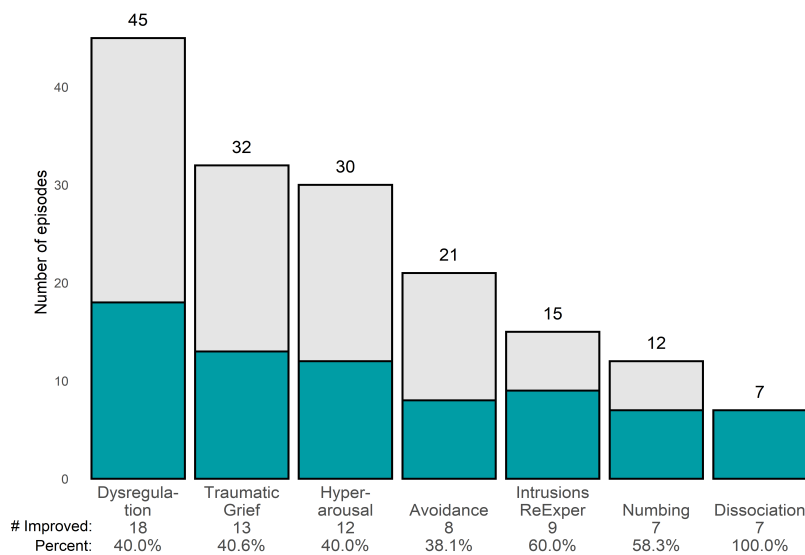
Percent of episodes improved on 50% or more of items: **47.1%**

Behavioral/Emotional Needs • 6 thru 20

CANS pairs for 6 thru 20: 70



Traumatic Stress Symptoms • 6 thru 20



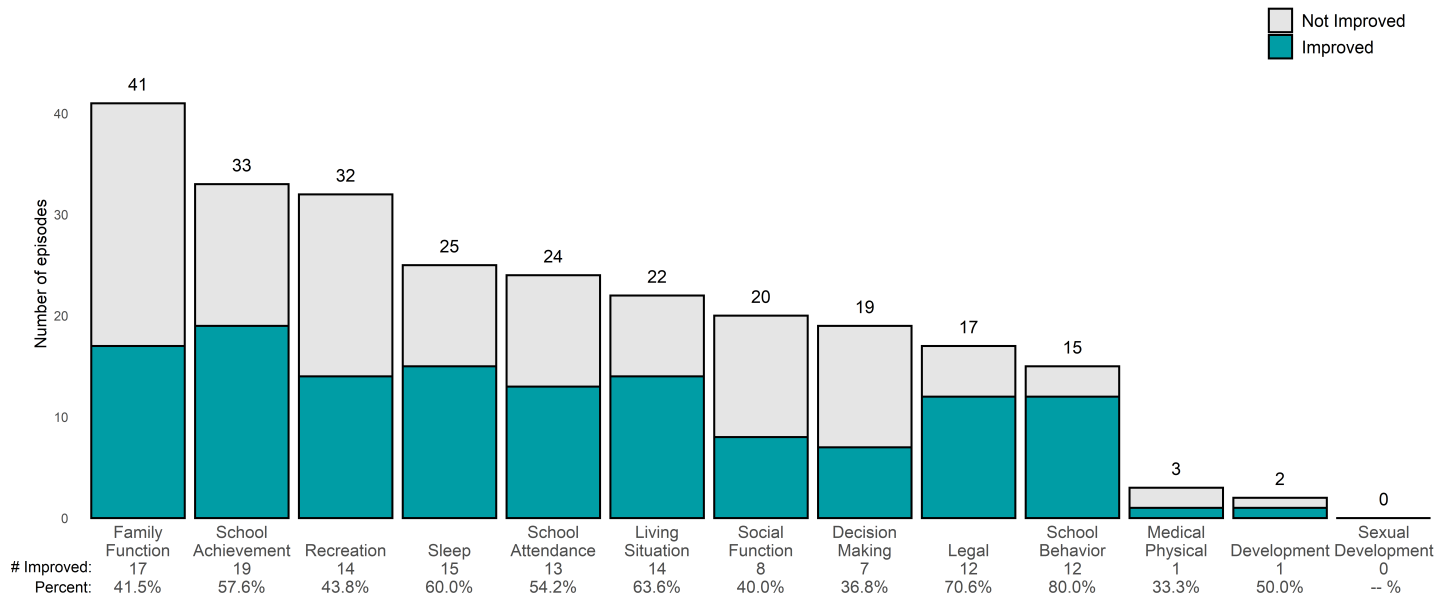
*The two most recent CANS are included for each child/youth episode, with the most recent CANS occurring during the reporting period. Only CANS with a minimum of 8 months of treatment between assessments are included. Actionable ratings are items rated as a 2 or a 3, and improvement is a decrease of 1 point or more.

Seneca Center WRAP (38CQ4)

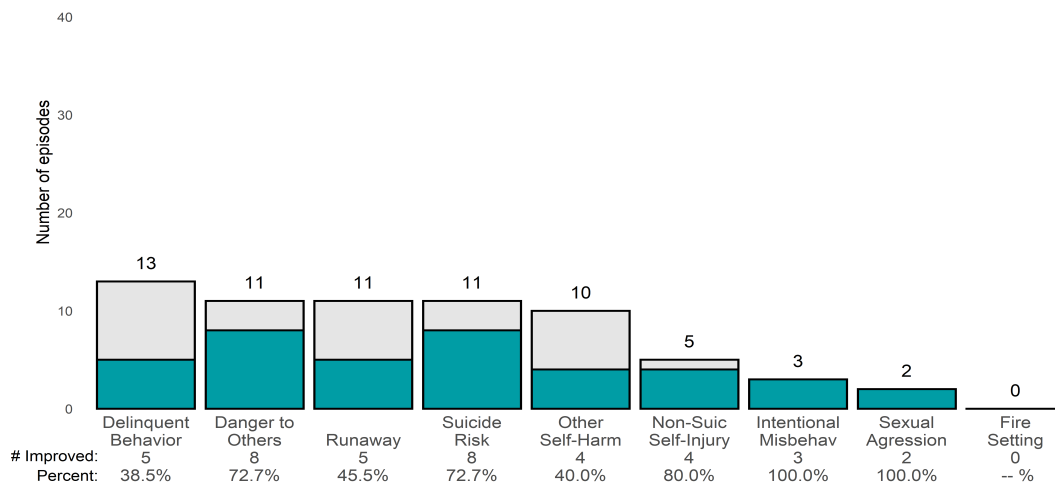
FY20-21 Q4 Performance Objective A.2a Needs Outcomes Item-Level Report

7/1/2020 - 6/30/2021

Impact on Functioning • 6 thru 20



Risk Behaviors • 6 thru 20



Seneca Compass Petaluma (38K7CO)

FY20-21 Q4 Performance Objective A.2a Needs Outcomes Item-Level Report

7/1/2020 - 6/30/2021

The charts below display the Needs items from the CANS. The stacked columns represent the total number of episodes with an actionable rating on each item, and the number of those that improved.*

Mean number of months between CANS: 12.4 • Median number of months between CANS: 12.4

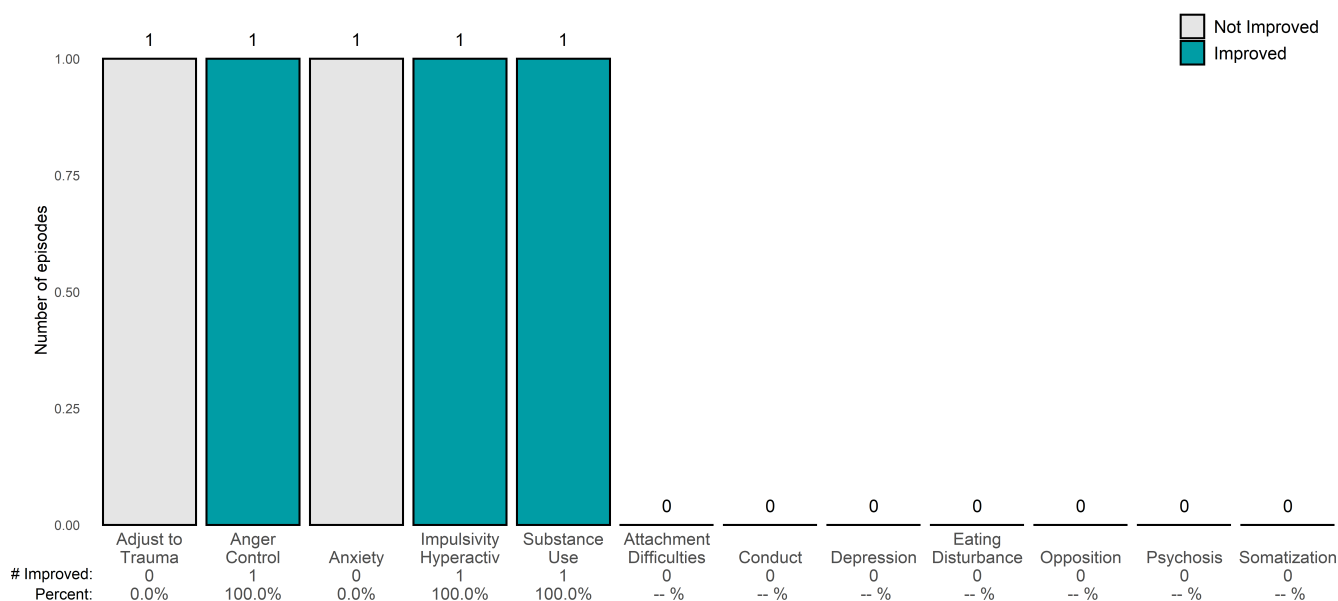
Number of CANS pairs with actionable items: 1 • Number of CANS pairs with improvement: 0

Number of CANS pairs without actionable items: 0 • Number of children/youth: 1

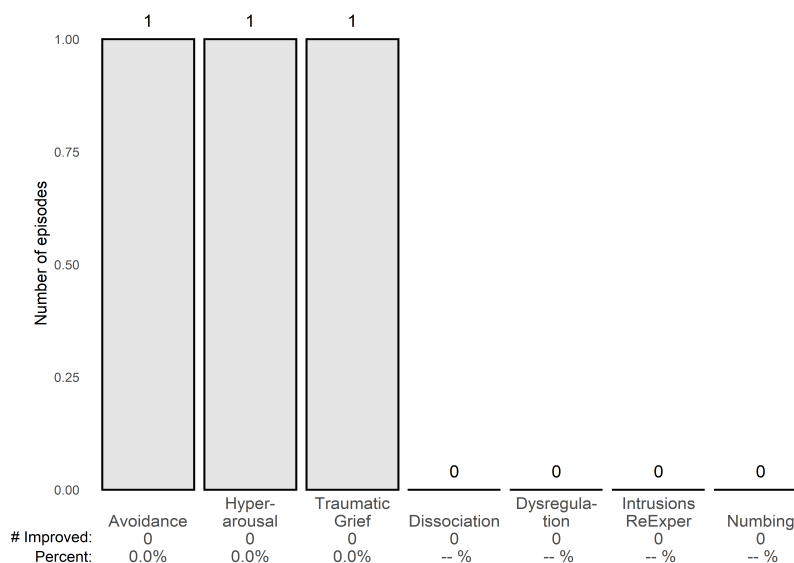
Percent of episodes improved on 50% or more of items: **0.0%**

Behavioral/Emotional Needs • 6 thru 20

CANS pairs for 6 thru 20: 1



Traumatic Stress Symptoms • 6 thru 20



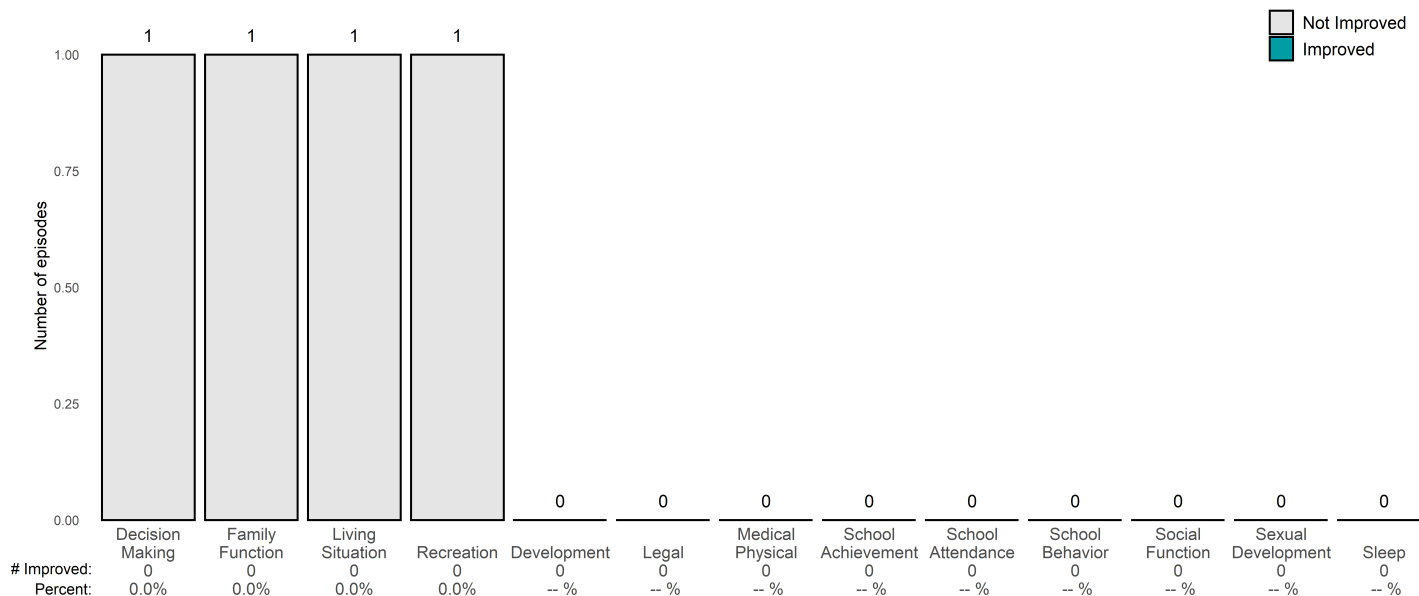
*The two most recent CANS are included for each child/youth episode, with the most recent CANS occurring during the reporting period. Only CANS with a minimum of 8 months of treatment between assessments are included. Actionable ratings are items rated as a 2 or a 3, and improvement is a decrease of 1 point or more.

Seneca Compass Petaluma (38K7CO)

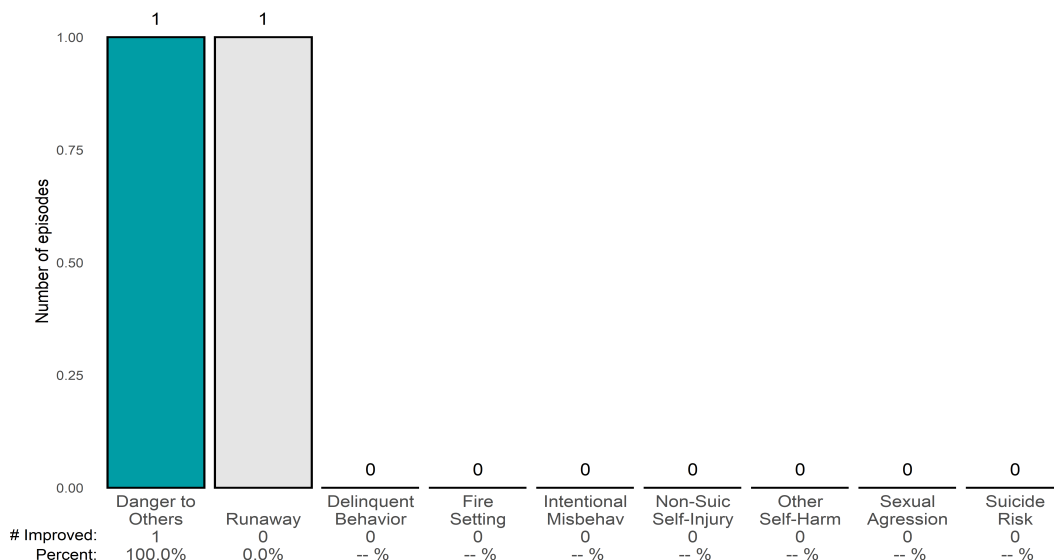
FY20-21 Q4 Performance Objective A.2a Needs Outcomes Item-Level Report

7/1/2020 - 6/30/2021

Impact on Functioning • 6 thru 20



Risk Behaviors • 6 thru 20



Seneca Connections Outpatient (38CQ3)

FY20-21 Q4 Performance Objective A.2a Needs Outcomes Item-Level Report

7/1/2020 - 6/30/2021

The charts below display the Needs items from the CANS. The stacked columns represent the total number of episodes with an actionable rating on each item, and the number of those that improved.*

Mean number of months between CANS: 11.6 • Median number of months between CANS: 11.0

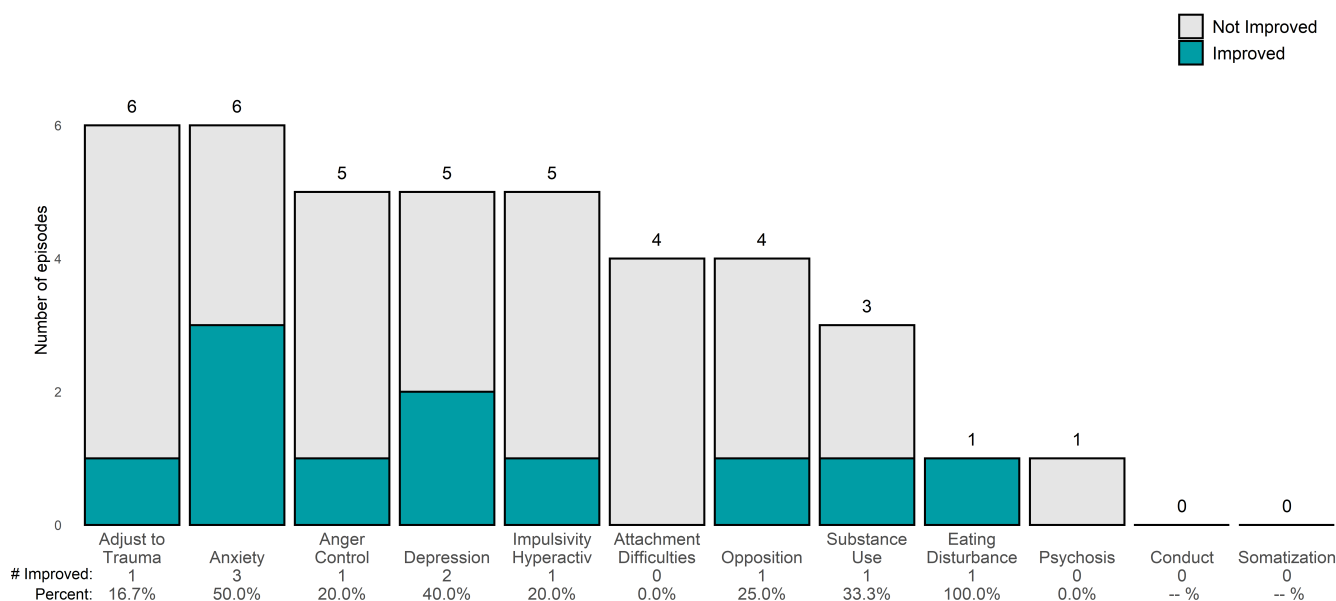
Number of CANS pairs with actionable items: 7 • Number of CANS pairs with improvement: 2

Number of CANS pairs without actionable items: 0 • Number of children/youth: 7

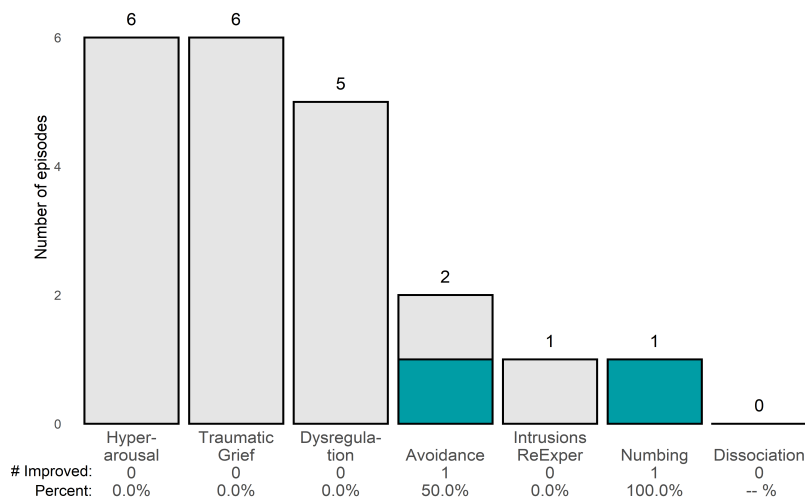
Percent of episodes improved on 50% or more of items: **28.6%**

Behavioral/Emotional Needs • 6 thru 20

CANS pairs for 6 thru 20: 7



Traumatic Stress Symptoms • 6 thru 20



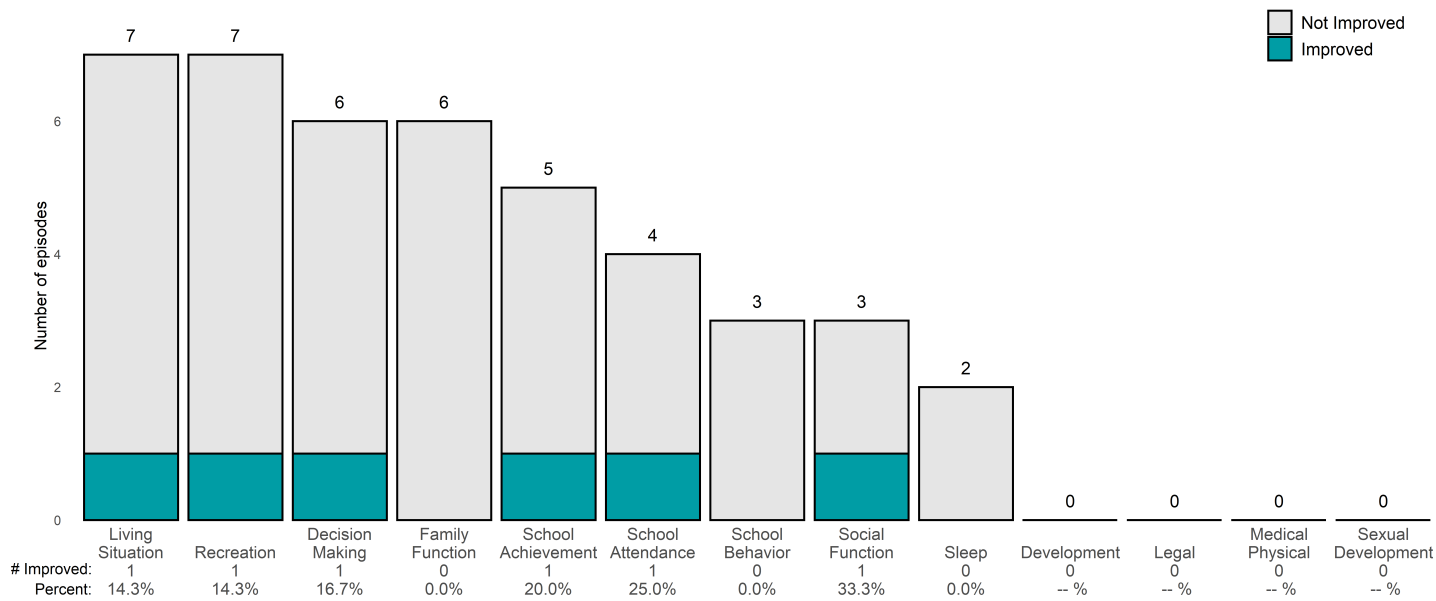
*The two most recent CANS are included for each child/youth episode, with the most recent CANS occurring during the reporting period. Only CANS with a minimum of 8 months of treatment between assessments are included. Actionable ratings are items rated as a 2 or a 3, and improvement is a decrease of 1 point or more.

Seneca Connections Outpatient (38CQ3)

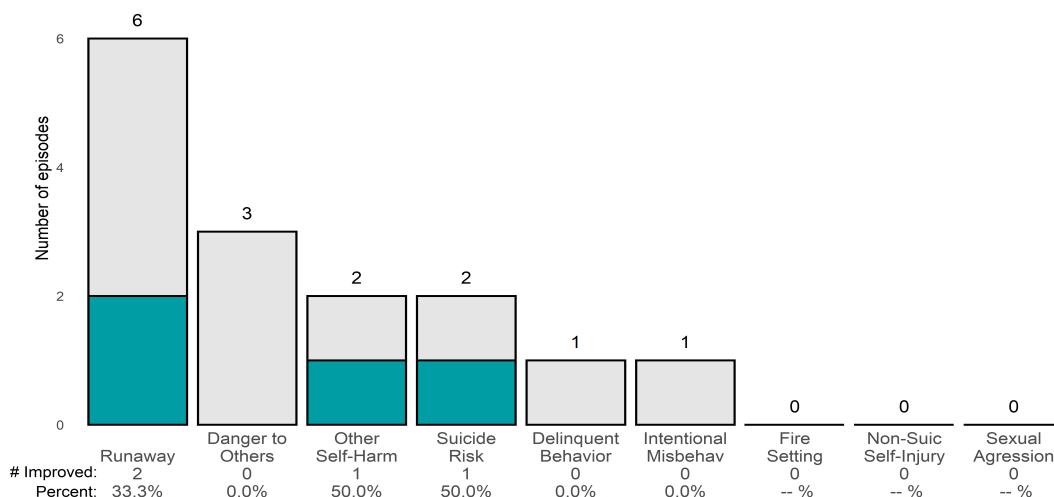
FY20-21 Q4 Performance Objective A.2a Needs Outcomes Item-Level Report

7/1/2020 - 6/30/2021

Impact on Functioning • 6 thru 20



Risk Behaviors • 6 thru 20



Seneca DBT (38KTDT)

FY20-21 Q4 Performance Objective A.2a Needs Outcomes Item-Level Report

7/1/2020 - 6/30/2021

The charts below display the Needs items from the CANS. The stacked columns represent the total number of episodes with an actionable rating on each item, and the number of those that improved.*

Mean number of months between CANS: 11.8 • Median number of months between CANS: 11.6

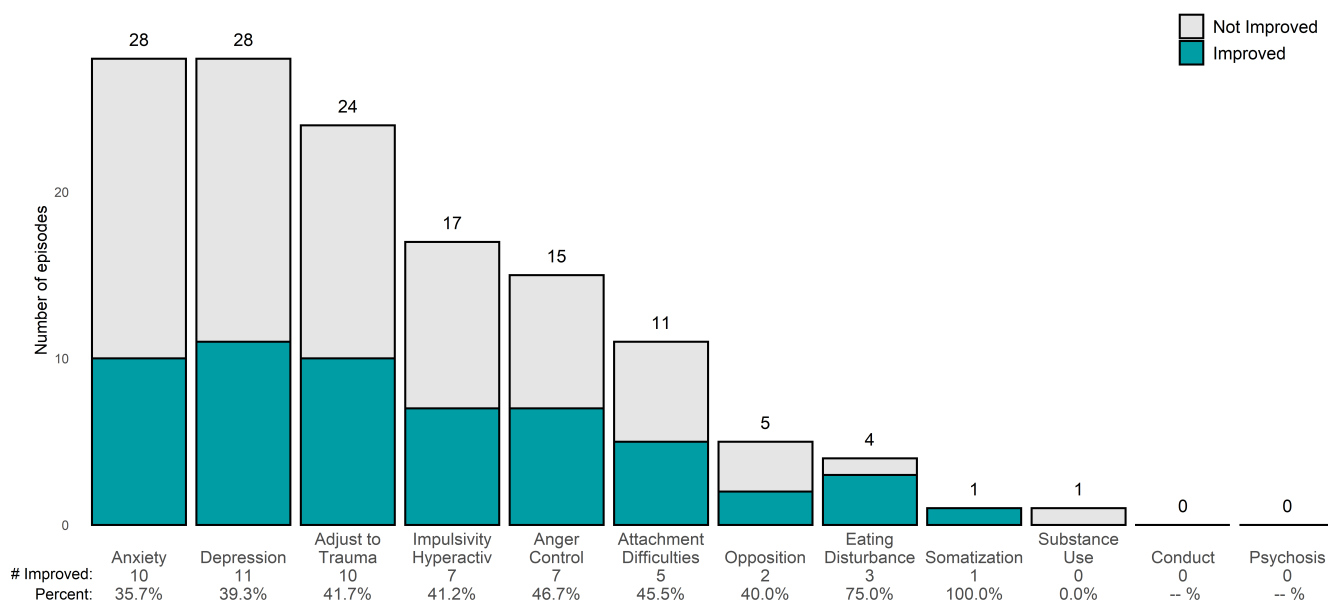
Number of CANS pairs with actionable items: 50 • Number of CANS pairs with improvement: 22

Number of CANS pairs without actionable items: 1 • Number of children/youth: 51

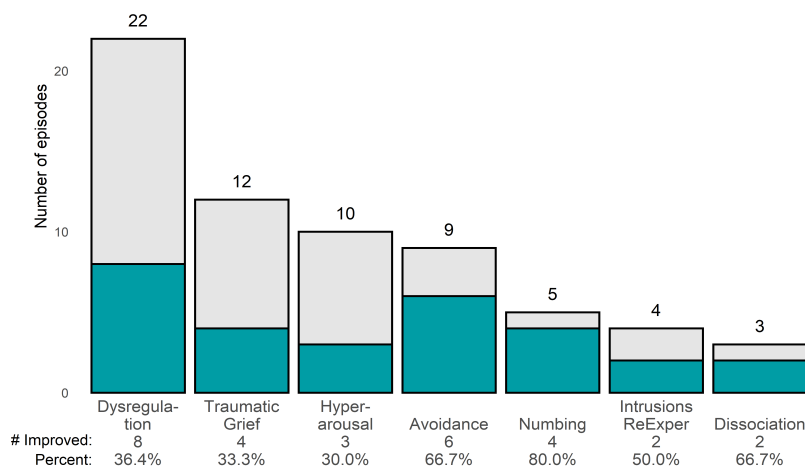
Percent of episodes improved on 50% or more of items: **44.0%**

Behavioral/Emotional Needs • 6 thru 20

CANS pairs for 6 thru 20: 49



Traumatic Stress Symptoms • 6 thru 20



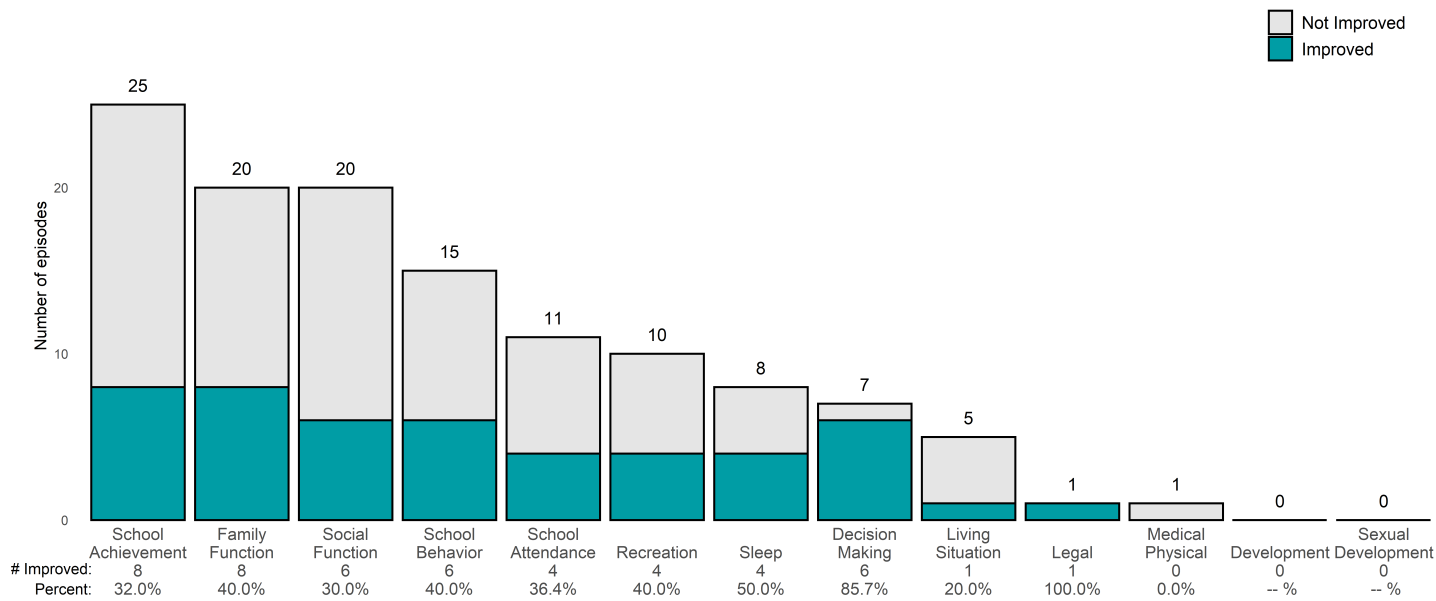
*The two most recent CANS are included for each child/youth episode, with the most recent CANS occurring during the reporting period. Only CANS with a minimum of 8 months of treatment between assessments are included. Actionable ratings are items rated as a 2 or a 3, and improvement is a decrease of 1 point or more.

Seneca DBT (38KTDT)

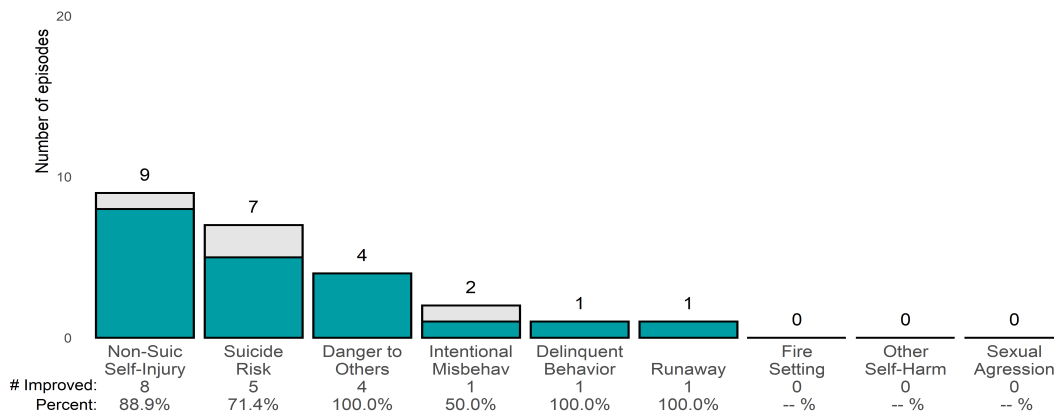
FY20-21 Q4 Performance Objective A.2a Needs Outcomes Item-Level Report

7/1/2020 - 6/30/2021

Impact on Functioning • 6 thru 20



Risk Behaviors • 6 thru 20



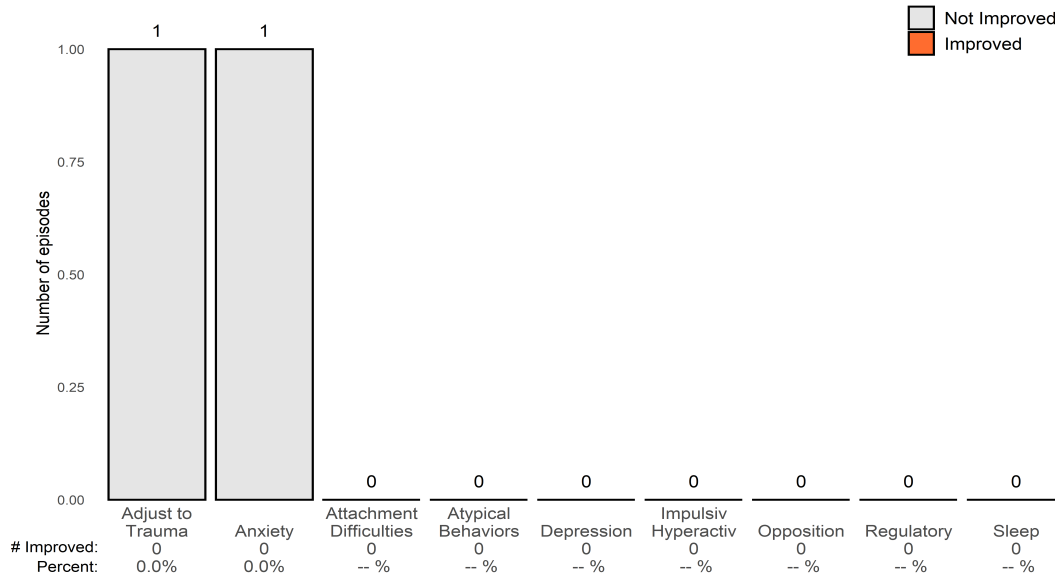
Seneca DBT (38KTDT)

FY20-21 Q4 Performance Objective A.2a Needs Outcomes Item-Level Report

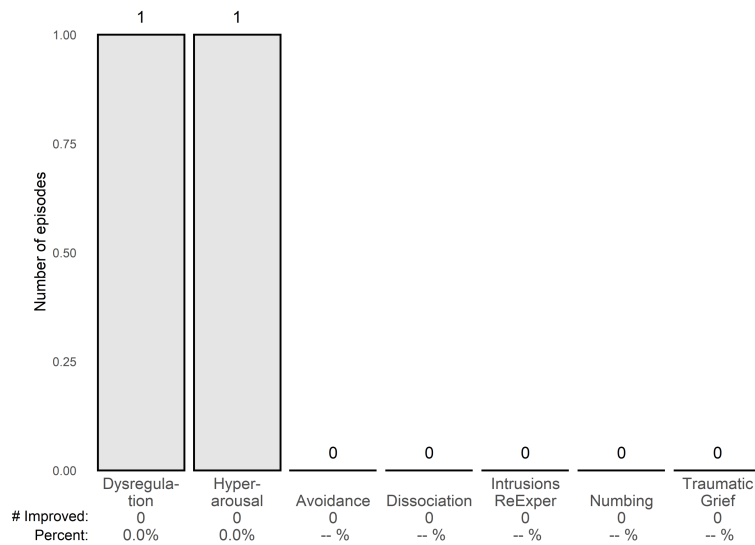
7/1/2020 - 6/30/2021

Behavioral/Emotional Needs • 0 thru 5

CANS pairs for 0 thru 5: 1



Traumatic Stress Symptoms • 0 thru 5

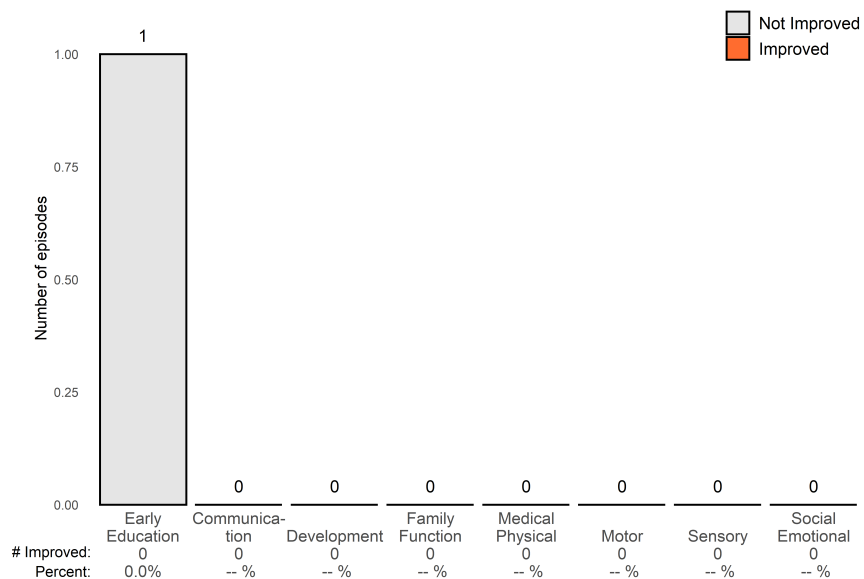


Seneca DBT (38KTD)


FY20-21 Q4 Performance Objective A.2a Needs Outcomes Item-Level Report

7/1/2020 - 6/30/2021

Impact on Functioning • 0 thru 5



Risk Behaviors • 0 thru 5



Seneca ITFC (38CQ6)

FY20-21 Q4 Performance Objective A.2a Needs Outcomes Item-Level Report

7/1/2020 - 6/30/2021

The charts below display the Needs items from the CANS. The stacked columns represent the total number of episodes with an actionable rating on each item, and the number of those that improved.*

Mean number of months between CANS: 15.0 • Median number of months between CANS: 12.2

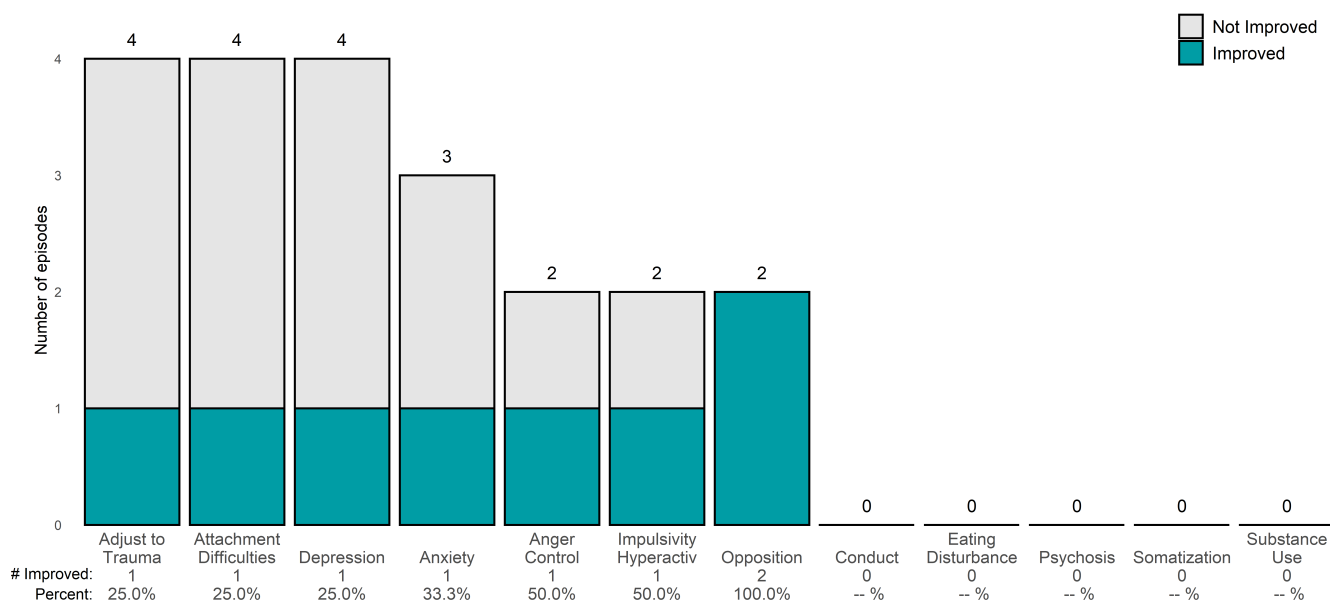
Number of CANS pairs with actionable items: 6 • Number of CANS pairs with improvement: 3

Number of CANS pairs without actionable items: 1 • Number of children/youth: 7

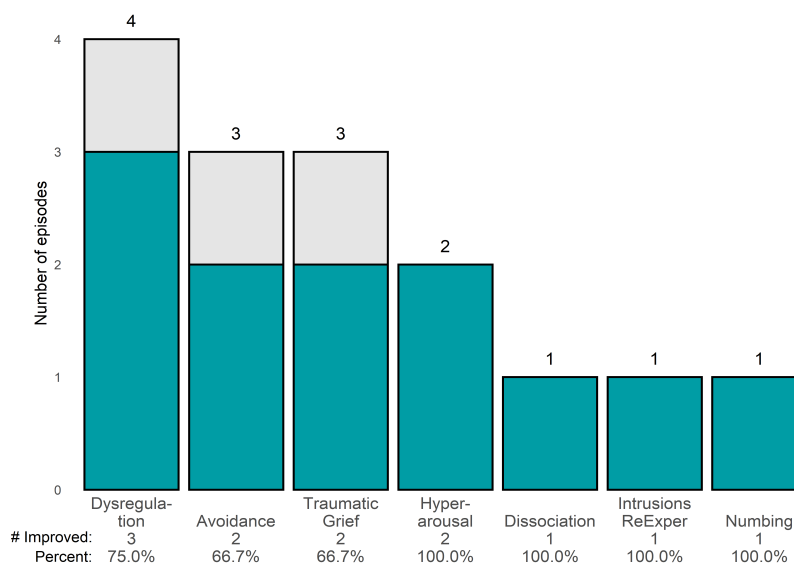
Percent of episodes improved on 50% or more of items: **50.0%**

Behavioral/Emotional Needs • 6 thru 20

CANS pairs for 6 thru 20: 6



Traumatic Stress Symptoms • 6 thru 20



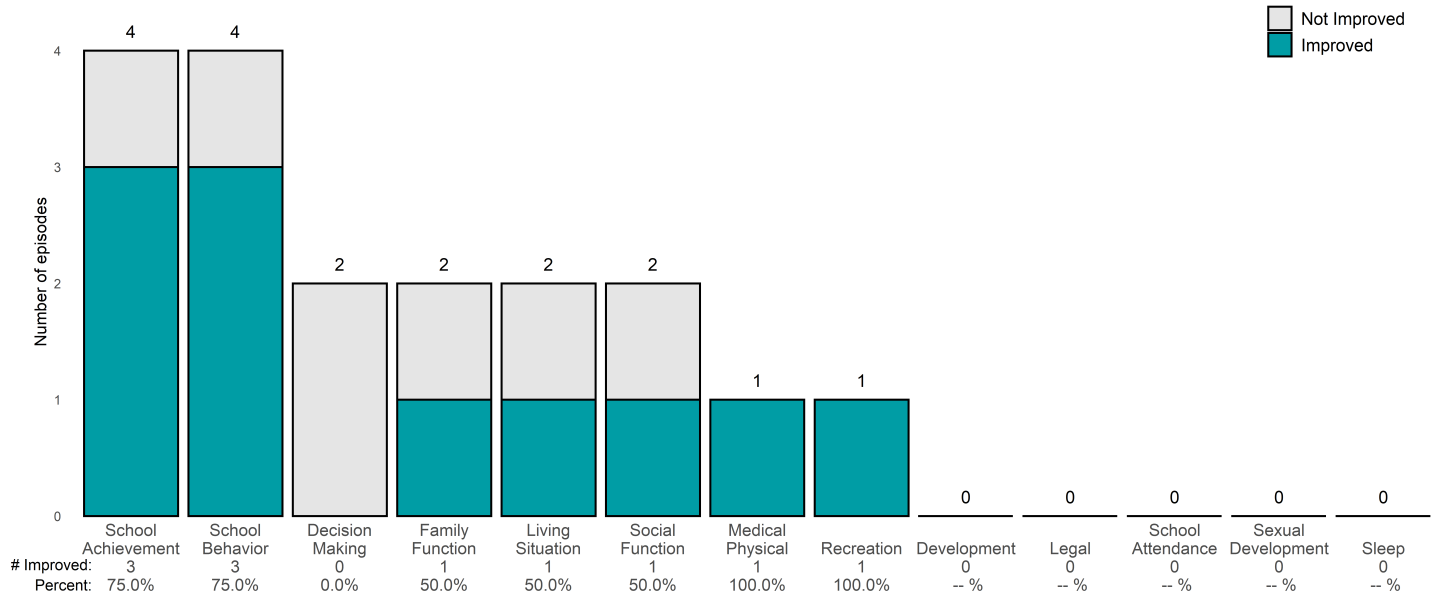
*The two most recent CANS are included for each child/youth episode, with the most recent CANS occurring during the reporting period. Only CANS with a minimum of 8 months of treatment between assessments are included. Actionable ratings are items rated as a 2 or a 3, and improvement is a decrease of 1 point or more.

Seneca ITFC (38CQ6)

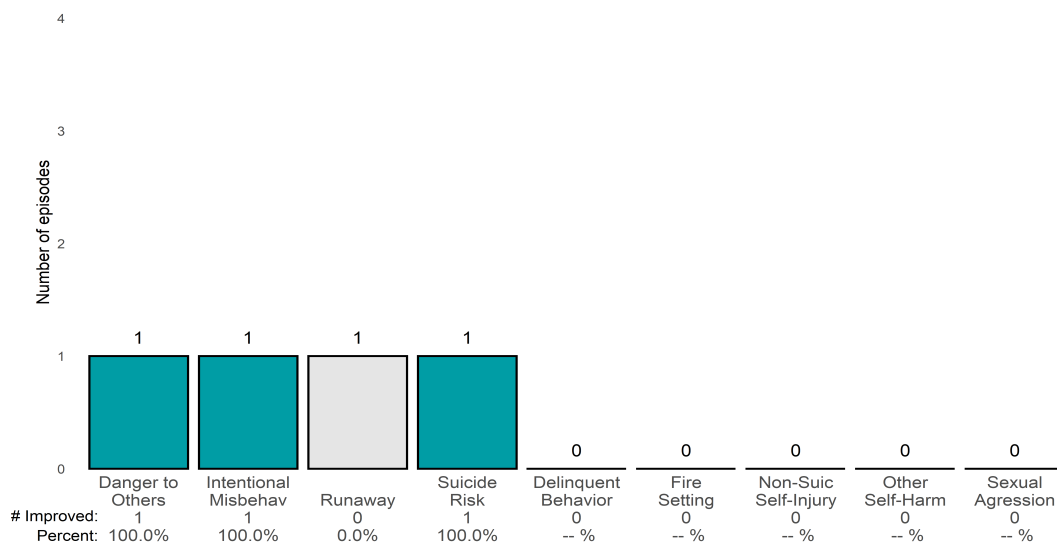
FY20-21 Q4 Performance Objective A.2a Needs Outcomes Item-Level Report

7/1/2020 - 6/30/2021

Impact on Functioning • 6 thru 20



Risk Behaviors • 6 thru 20



Seneca YTS (38CQMST)

FY20-21 Q4 Performance Objective A.2a Needs Outcomes Item-Level Report

7/1/2020 - 6/30/2021

The charts below display the Needs items from the CANS. The stacked columns represent the total number of episodes with an actionable rating on each item, and the number of those that improved.*

Mean number of months between CANS: 9.9 • Median number of months between CANS: 9.3

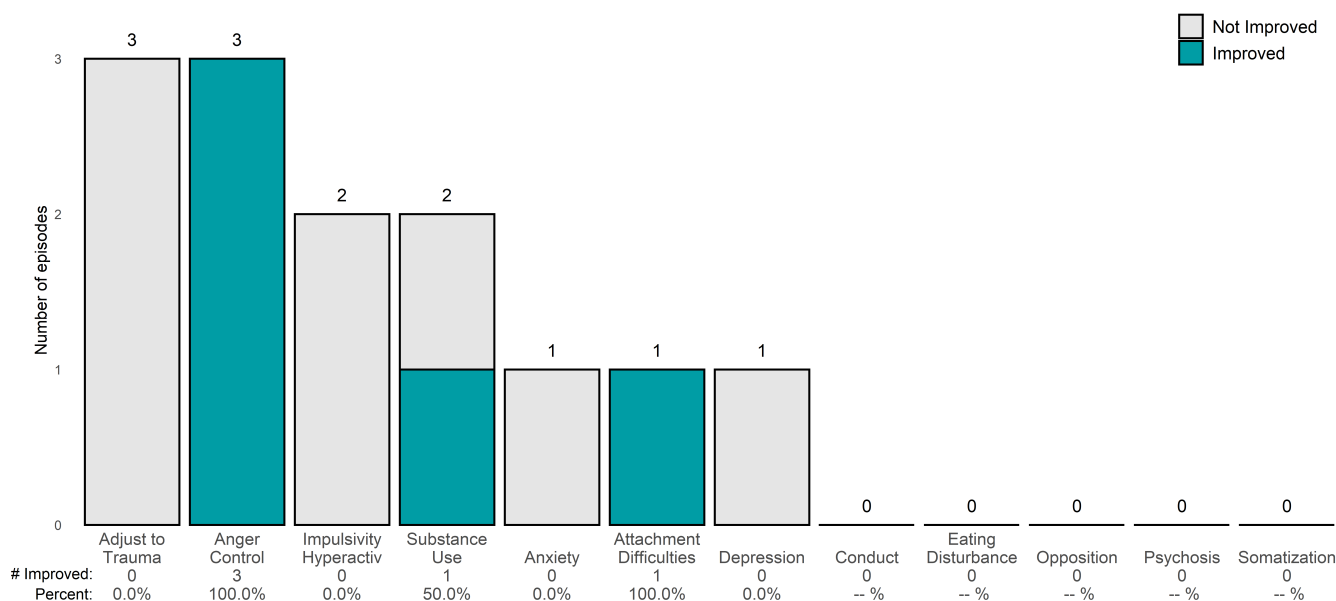
Number of CANS pairs with actionable items: 3 • Number of CANS pairs with improvement: 0

Number of CANS pairs without actionable items: 0 • Number of children/youth: 3

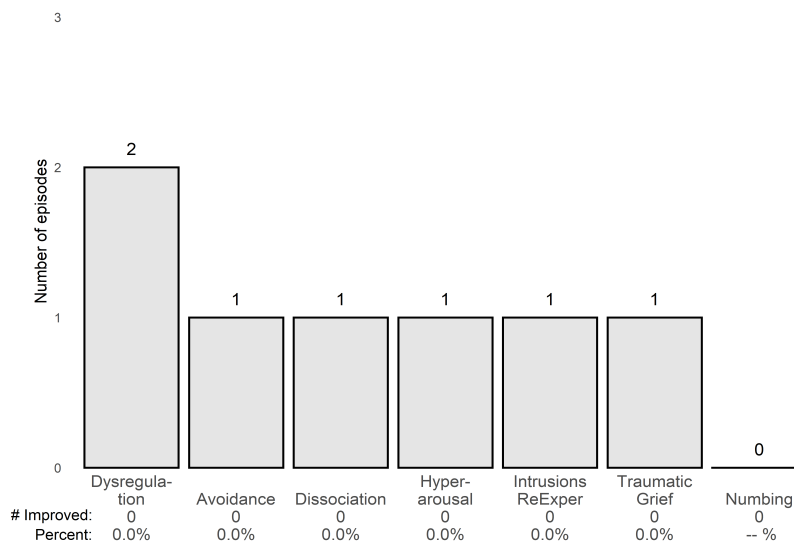
Percent of episodes improved on 50% or more of items: **0.0%**

Behavioral/Emotional Needs • 6 thru 20

CANS pairs for 6 thru 20: 3



Traumatic Stress Symptoms • 6 thru 20



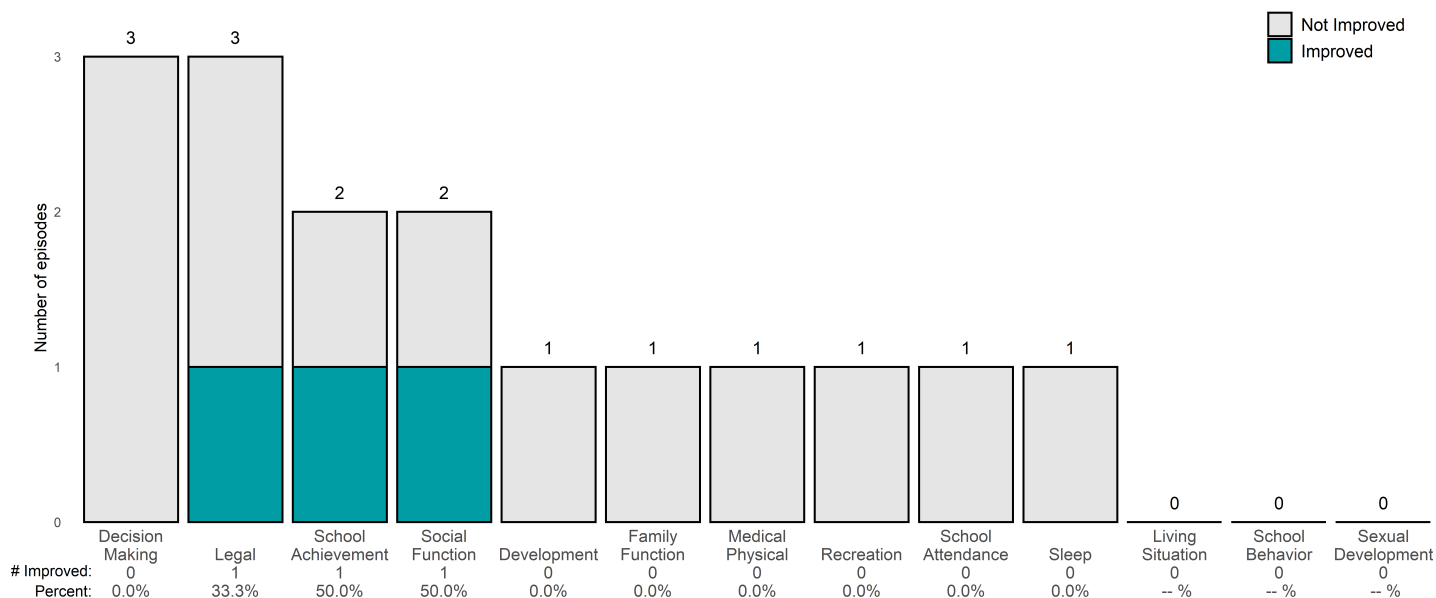
*The two most recent CANS are included for each child/youth episode, with the most recent CANS occurring during the reporting period. Only CANS with a minimum of 8 months of treatment between assessments are included. Actionable ratings are items rated as a 2 or a 3, and improvement is a decrease of 1 point or more.

Seneca YTS (38CQMST)

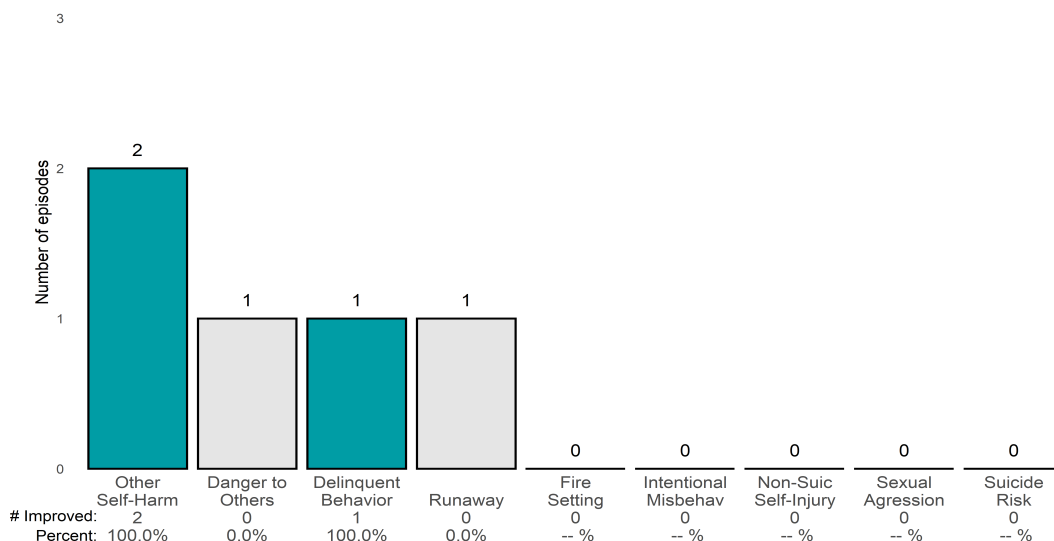
FY20-21 Q4 Performance Objective A.2a Needs Outcomes Item-Level Report

7/1/2020 - 6/30/2021

Impact on Functioning • 6 thru 20



Risk Behaviors • 6 thru 20



SF Boys and Girls Shelter MH OP (38GC3)

FY20-21 Q4 Performance Objective A.2a Needs Outcomes Item-Level Report

7/1/2020 - 6/30/2021

The charts below display the Needs items from the CANS. The stacked columns represent the total number of episodes with an actionable rating on each item, and the number of those that improved.*

Mean number of months between CANS: 8.9 • Median number of months between CANS: 8.9

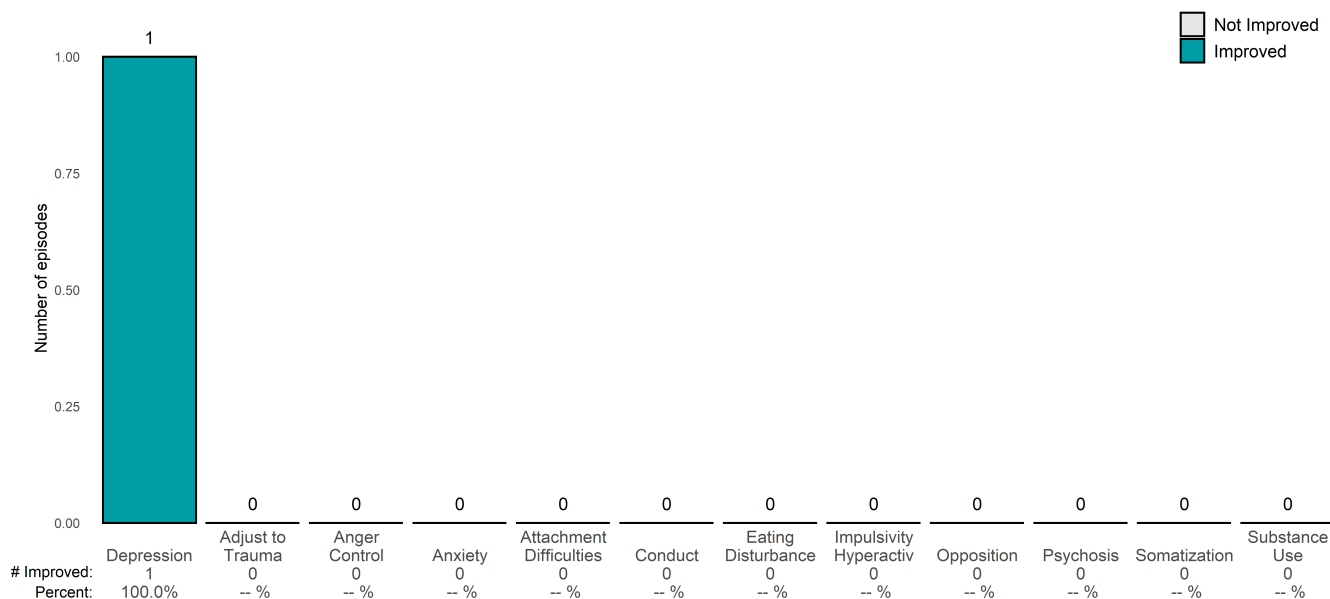
Number of CANS pairs with actionable items: 1 • Number of CANS pairs with improvement: 1

Number of CANS pairs without actionable items: 0 • Number of children/youth: 1

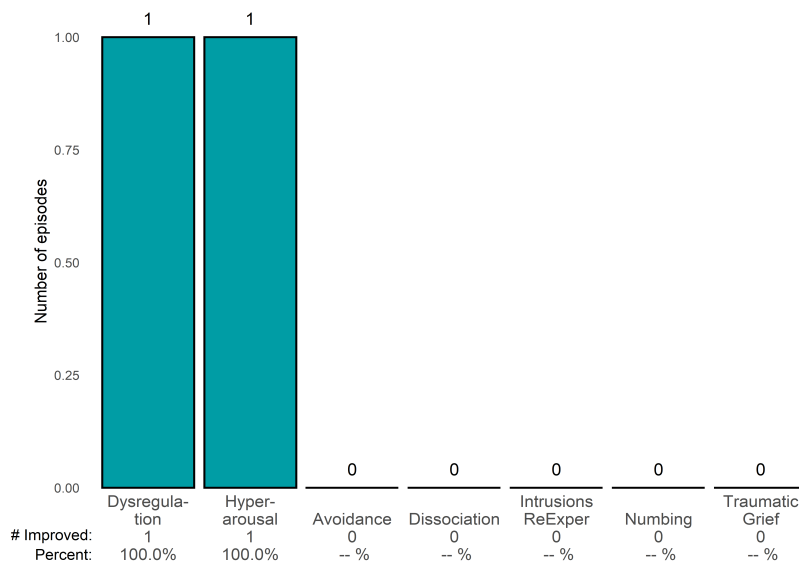
Percent of episodes improved on 50% or more of items: **100.0%**

Behavioral/Emotional Needs • 6 thru 20

CANS pairs for 6 thru 20: 1



Traumatic Stress Symptoms • 6 thru 20



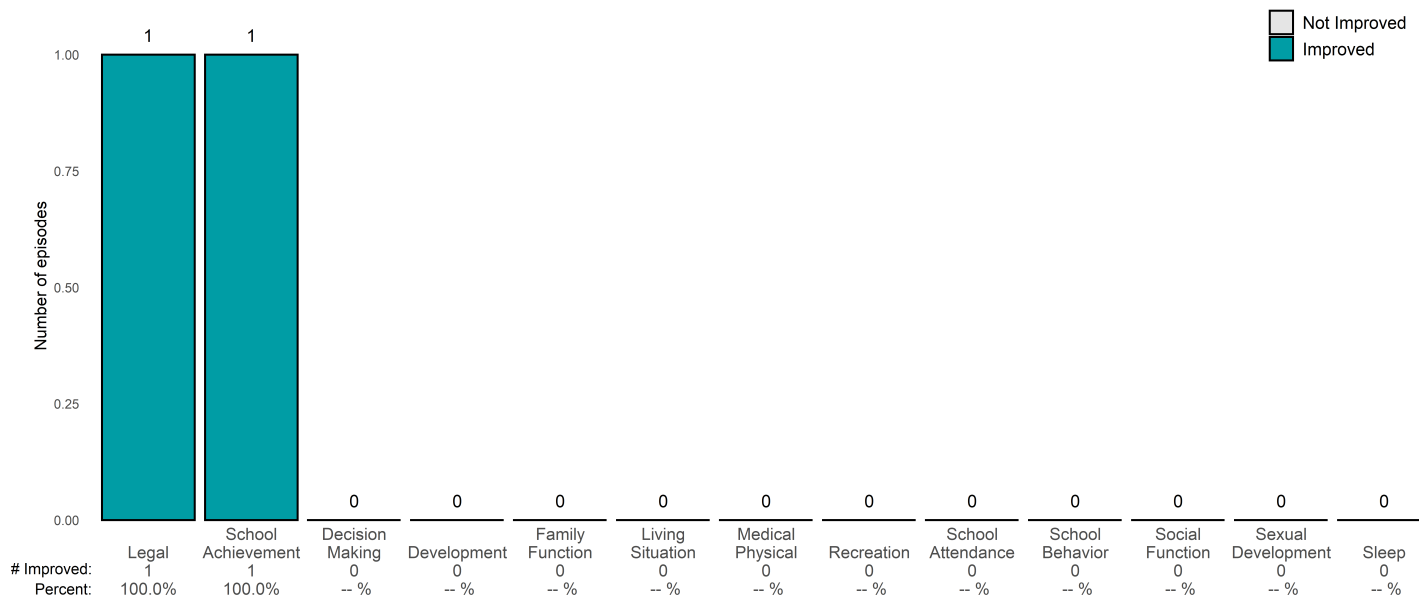
*The two most recent CANS are included for each child/youth episode, with the most recent CANS occurring during the reporting period. Only CANS with a minimum of 8 months of treatment between assessments are included. Actionable ratings are items rated as a 2 or a 3, and improvement is a decrease of 1 point or more.

SF Boys and Girls Shelter MH OP (38GC3)

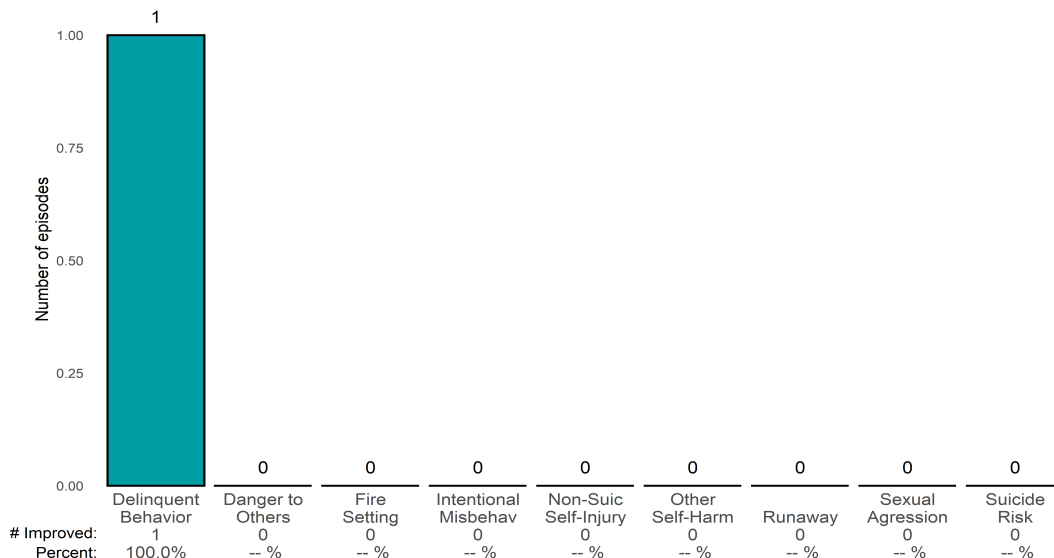
FY20-21 Q4 Performance Objective A.2a Needs Outcomes Item-Level Report

7/1/2020 - 6/30/2021

Impact on Functioning • 6 thru 20



Risk Behaviors • 6 thru 20



St Vincent Mental Health Service (38DD3)

FY20-21 Q4 Performance Objective A.2a Needs Outcomes Item-Level Report

7/1/2020 - 6/30/2021

The charts below display the Needs items from the CANS. The stacked columns represent the total number of episodes with an actionable rating on each item, and the number of those that improved.*

Mean number of months between CANS: 12.4 • Median number of months between CANS: 12.2

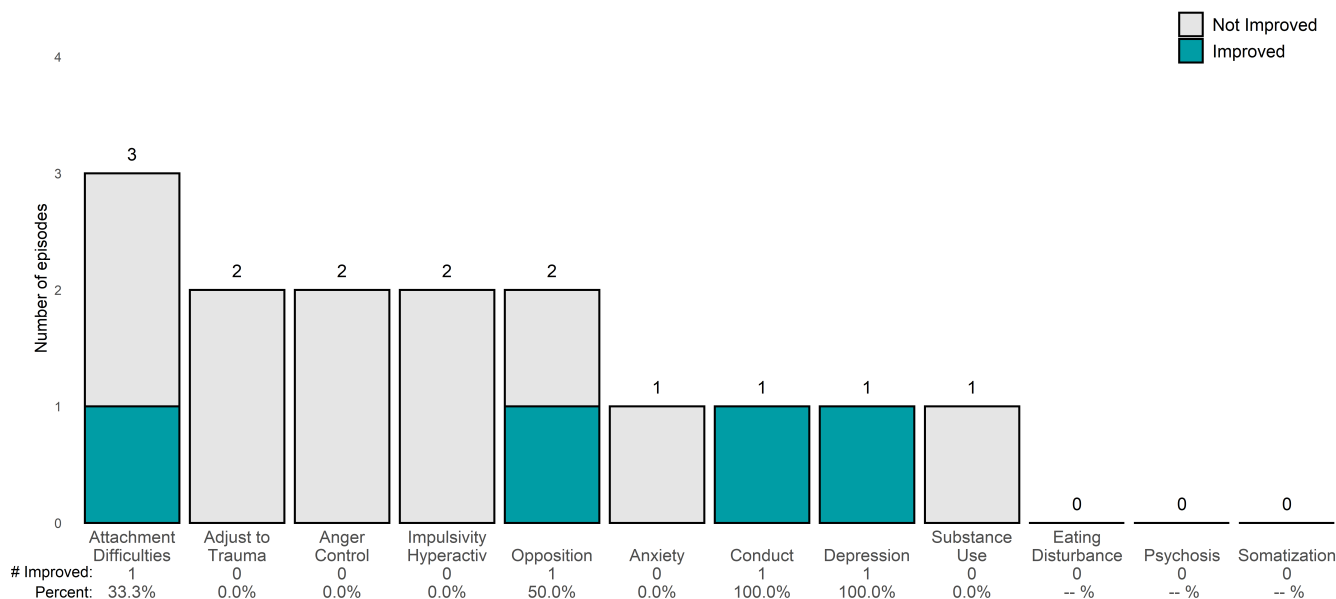
Number of CANS pairs with actionable items: 4 • Number of CANS pairs with improvement: 2

Number of CANS pairs without actionable items: 0 • Number of children/youth: 4

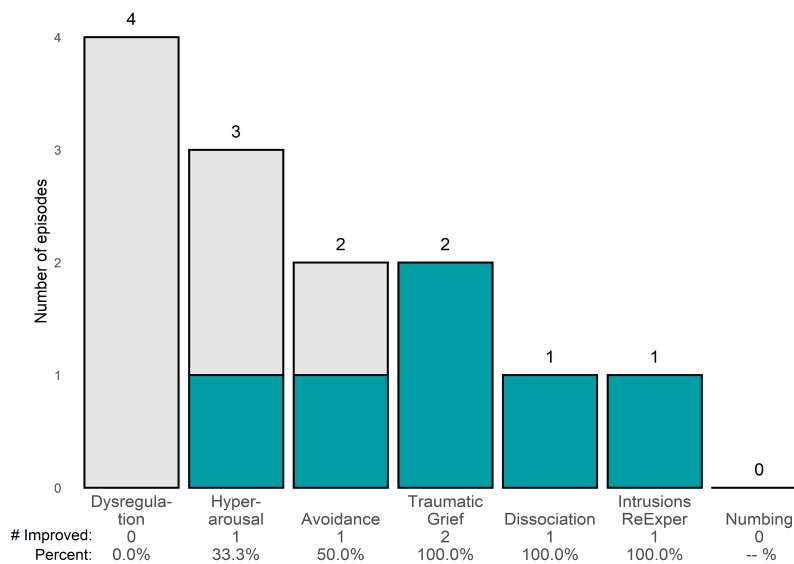
Percent of episodes improved on 50% or more of items: **50.0%**

Behavioral/Emotional Needs • 6 thru 20

CANS pairs for 6 thru 20: 4



Traumatic Stress Symptoms • 6 thru 20



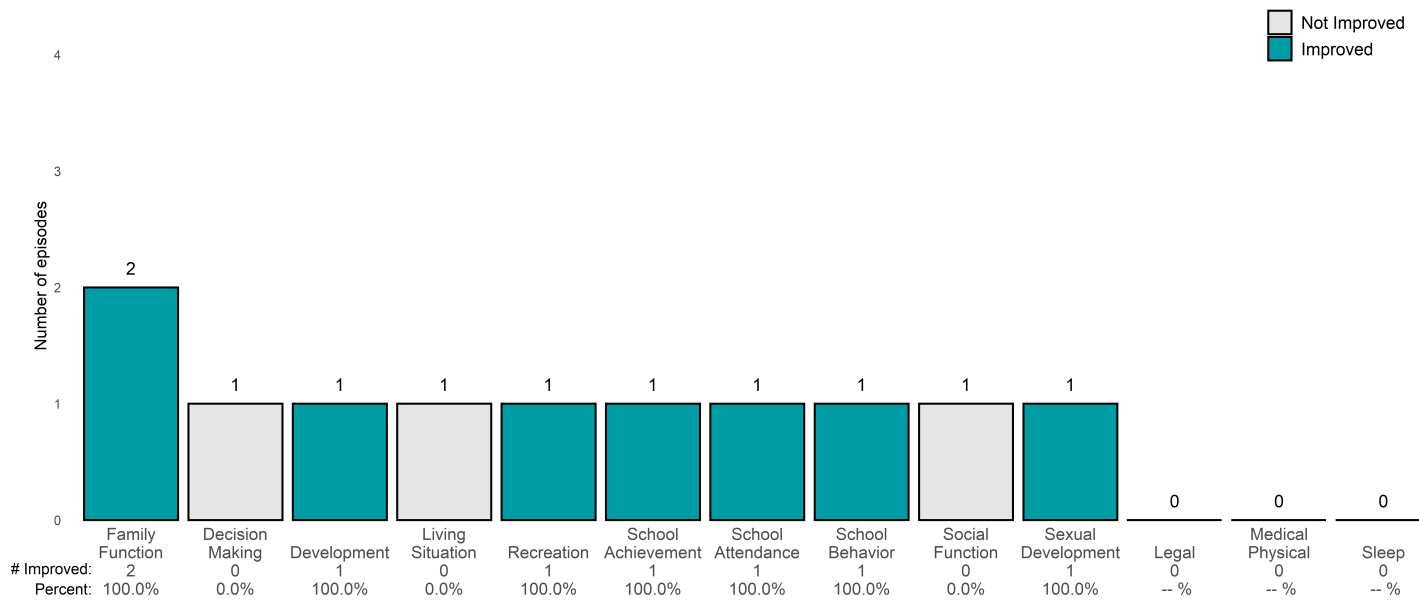
*The two most recent CANS are included for each child/youth episode, with the most recent CANS occurring during the reporting period. Only CANS with a minimum of 8 months of treatment between assessments are included. Actionable ratings are items rated as a 2 or a 3, and improvement is a decrease of 1 point or more.

St Vincent Mental Health Service (38DD3)

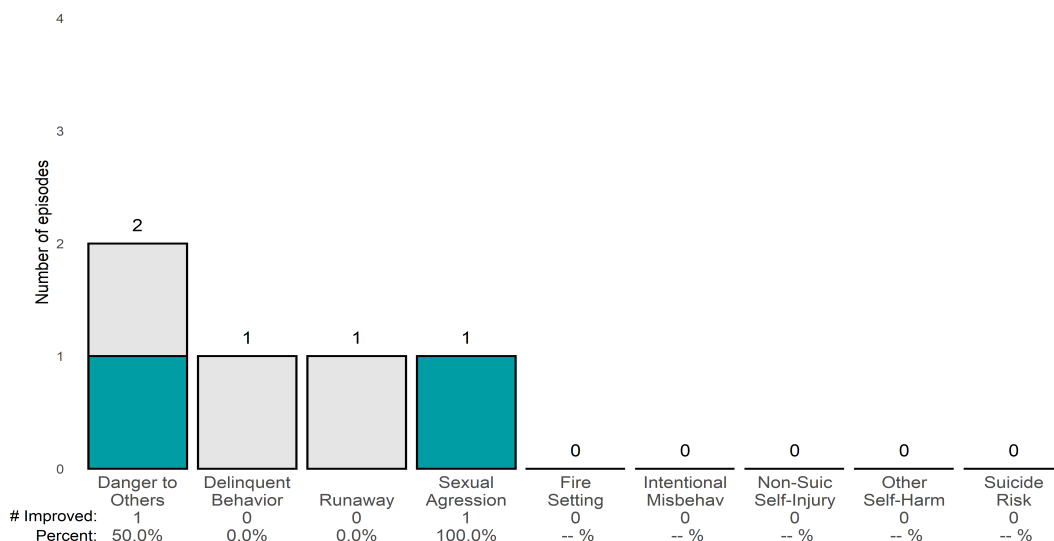
FY20-21 Q4 Performance Objective A.2a Needs Outcomes Item-Level Report

7/1/2020 - 6/30/2021

Impact on Functioning • 6 thru 20



Risk Behaviors • 6 thru 20



Sunset Mental-Children OP (38826)

FY20-21 Q4 Performance Objective A.2a Needs Outcomes Item-Level Report

7/1/2020 - 6/30/2021

The charts below display the Needs items from the CANS. The stacked columns represent the total number of episodes with an actionable rating on each item, and the number of those that improved.*

Mean number of months between CANS: 12.8 • Median number of months between CANS: 12.0

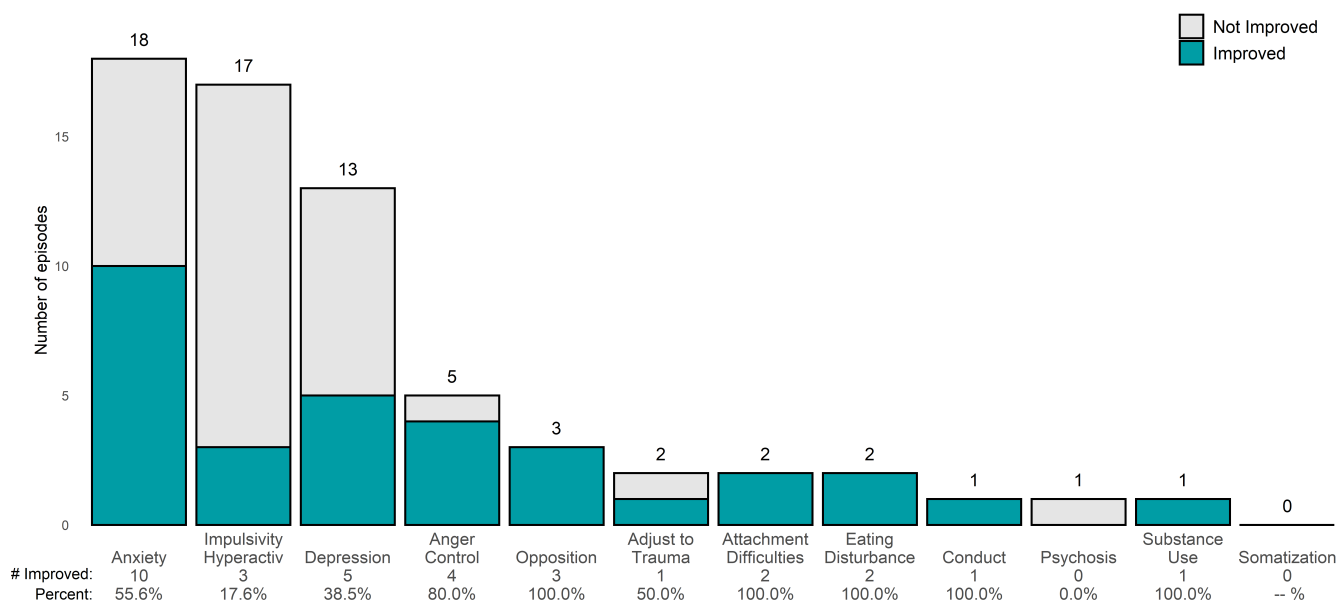
Number of CANS pairs with actionable items: 38 • Number of CANS pairs with improvement: 19

Number of CANS pairs without actionable items: 0 • Number of children/youth: 38

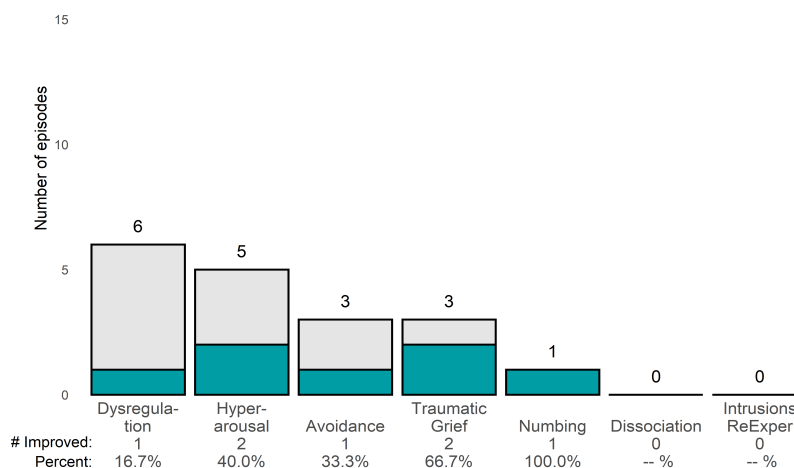
Percent of episodes improved on 50% or more of items: **50.0%**

Behavioral/Emotional Needs • 6 thru 20

CANS pairs for 6 thru 20: 38



Traumatic Stress Symptoms • 6 thru 20



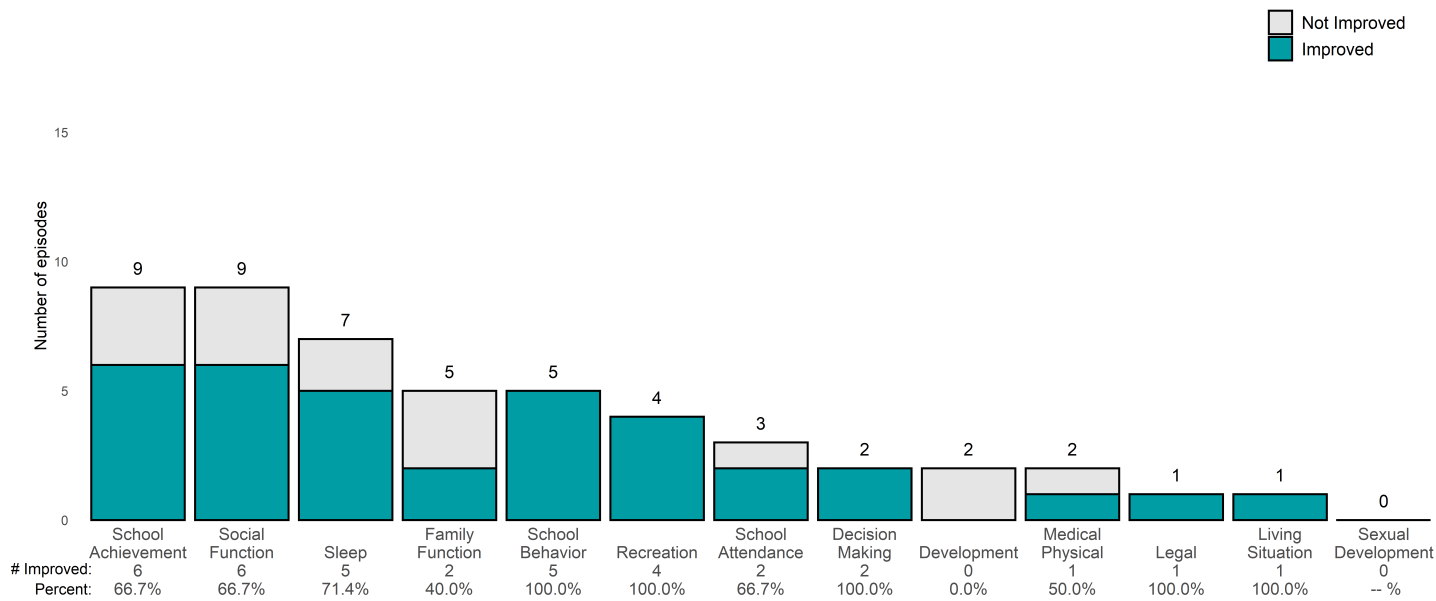
*The two most recent CANS are included for each child/youth episode, with the most recent CANS occurring during the reporting period. Only CANS with a minimum of 8 months of treatment between assessments are included. Actionable ratings are items rated as a 2 or a 3, and improvement is a decrease of 1 point or more.

Sunset Mental-Children OP (38826)

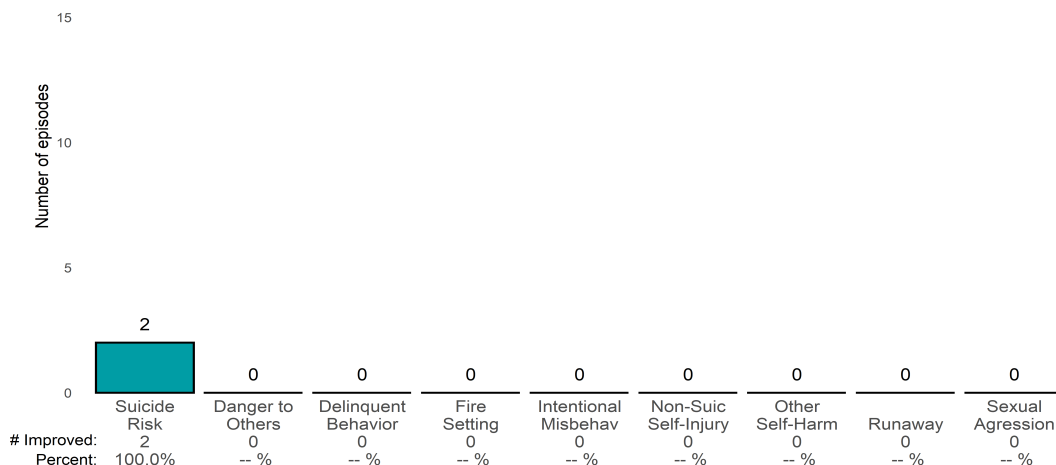
FY20-21 Q4 Performance Objective A.2a Needs Outcomes Item-Level Report

7/1/2020 - 6/30/2021

Impact on Functioning • 6 thru 20



Risk Behaviors • 6 thru 20



Therapeutic Coll Assessment Prg (38AU2)

FY20-21 Q4 Performance Objective A.2a Needs Outcomes Item-Level Report

7/1/2020 - 6/30/2021

The charts below display the Needs items from the CANS. The stacked columns represent the total number of episodes with an actionable rating on each item, and the number of those that improved.*

Mean number of months between CANS: 13.8 • Median number of months between CANS: 10.9

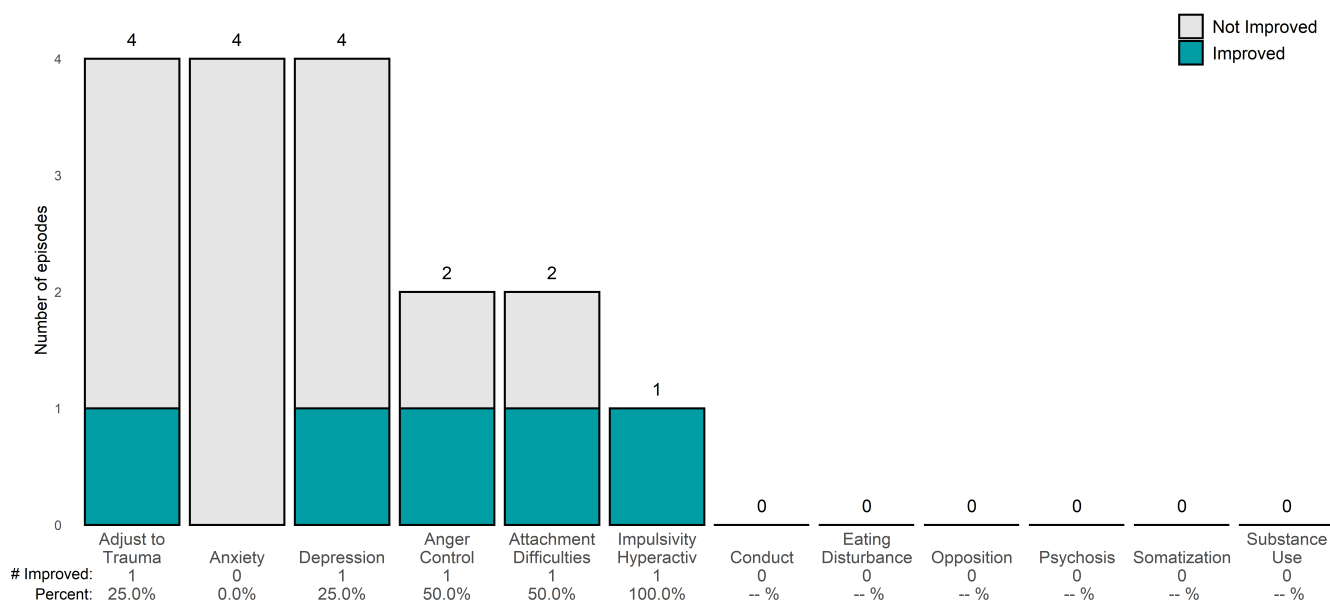
Number of CANS pairs with actionable items: 4 • Number of CANS pairs with improvement: 0

Number of CANS pairs without actionable items: 0 • Number of children/youth: 4

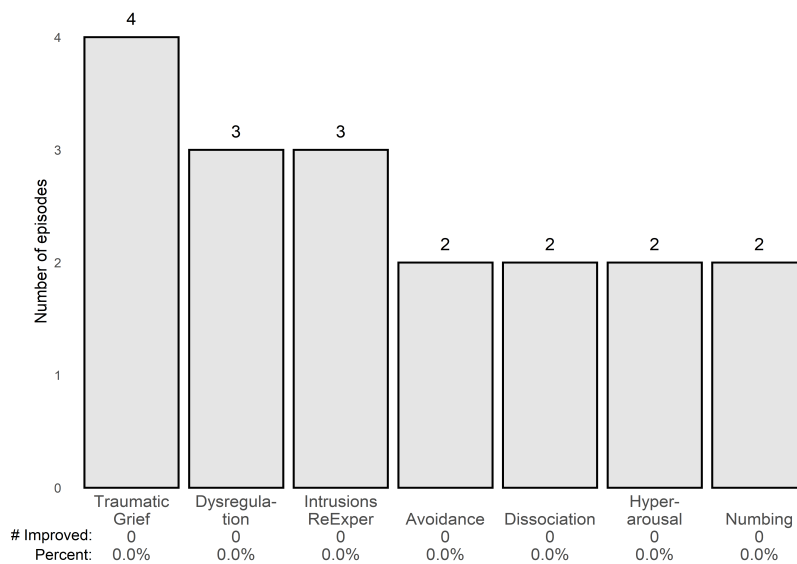
Percent of episodes improved on 50% or more of items: **0.0%**

Behavioral/Emotional Needs • 6 thru 20

CANS pairs for 6 thru 20: 4



Traumatic Stress Symptoms • 6 thru 20



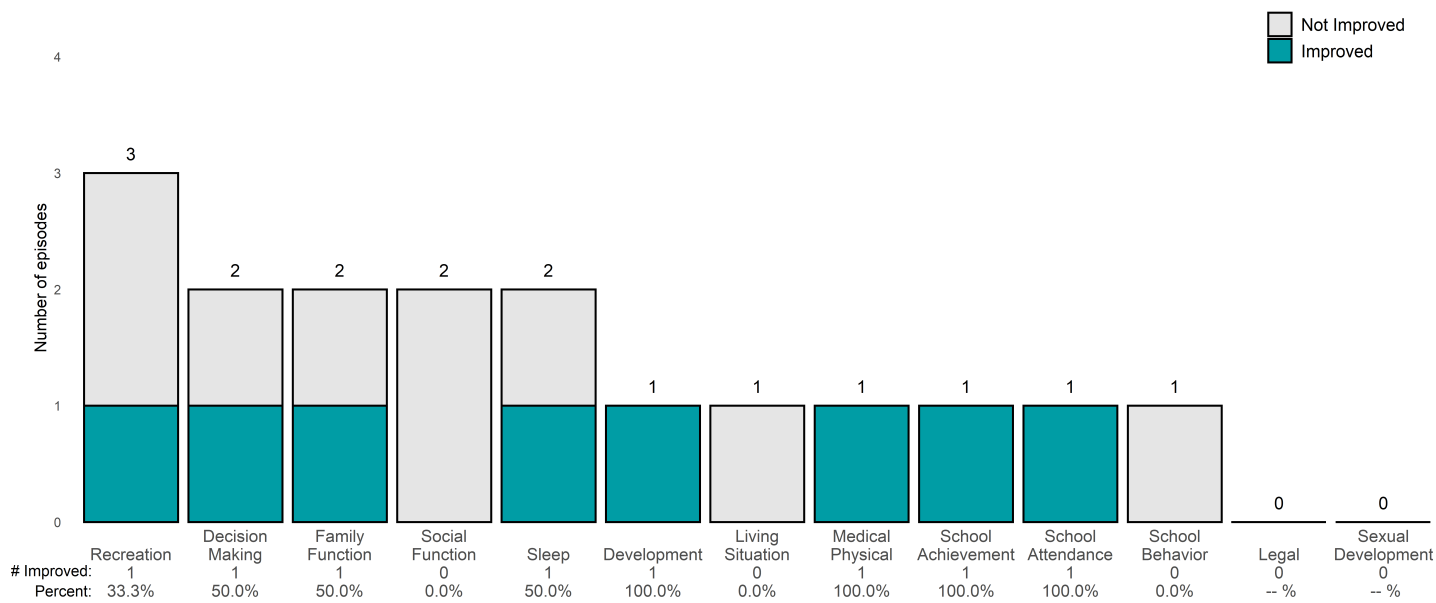
*The two most recent CANS are included for each child/youth episode, with the most recent CANS occurring during the reporting period. Only CANS with a minimum of 8 months of treatment between assessments are included. Actionable ratings are items rated as a 2 or a 3, and improvement is a decrease of 1 point or more.

Therapeutic Coll Assessment Prg (38AU2)

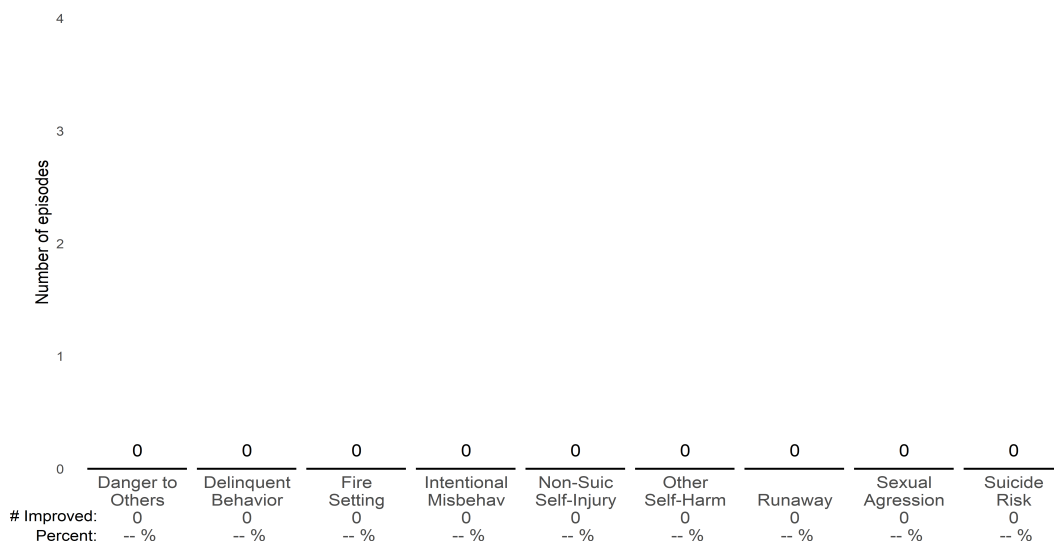
FY20-21 Q4 Performance Objective A.2a Needs Outcomes Item-Level Report

7/1/2020 - 6/30/2021

Impact on Functioning • 6 thru 20



Risk Behaviors • 6 thru 20



UCSF Child&Adol Psychiatry EPS (38C72)

FY20-21 Q4 Performance Objective A.2a Needs Outcomes Item-Level Report

7/1/2020 - 6/30/2021

The charts below display the Needs items from the CANS. The stacked columns represent the total number of episodes with an actionable rating on each item, and the number of those that improved.*

Mean number of months between CANS: 10.8 • Median number of months between CANS: 10.3

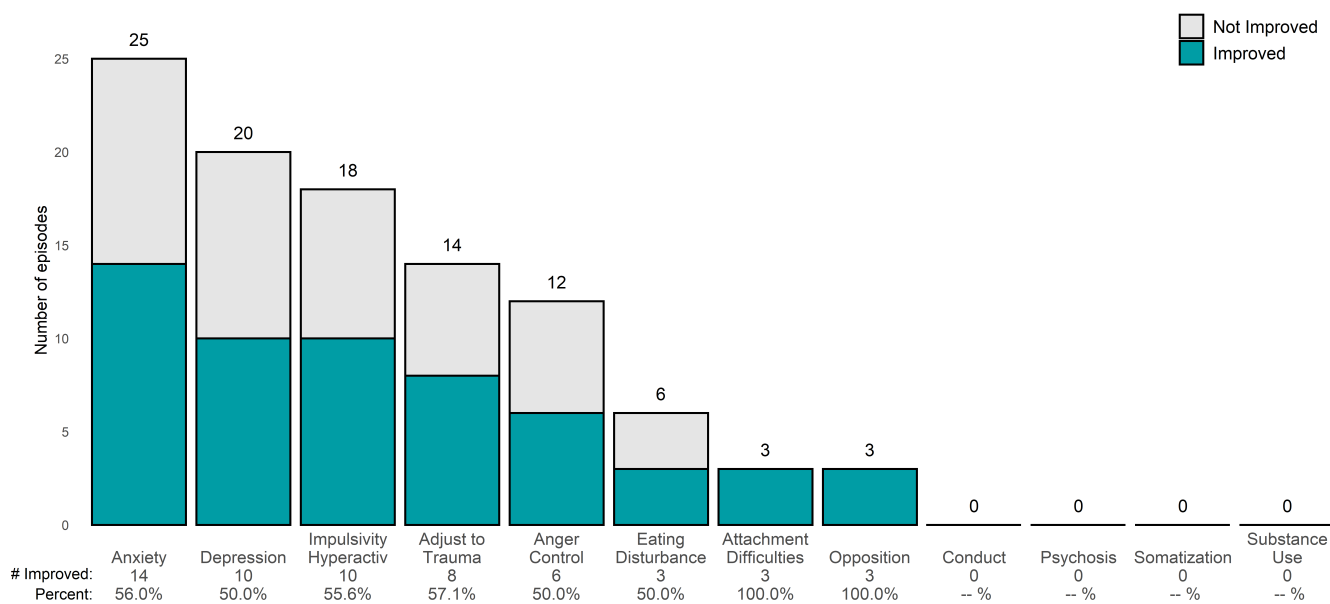
Number of CANS pairs with actionable items: 49 • Number of CANS pairs with improvement: 31

Number of CANS pairs without actionable items: 1 • Number of children/youth: 50

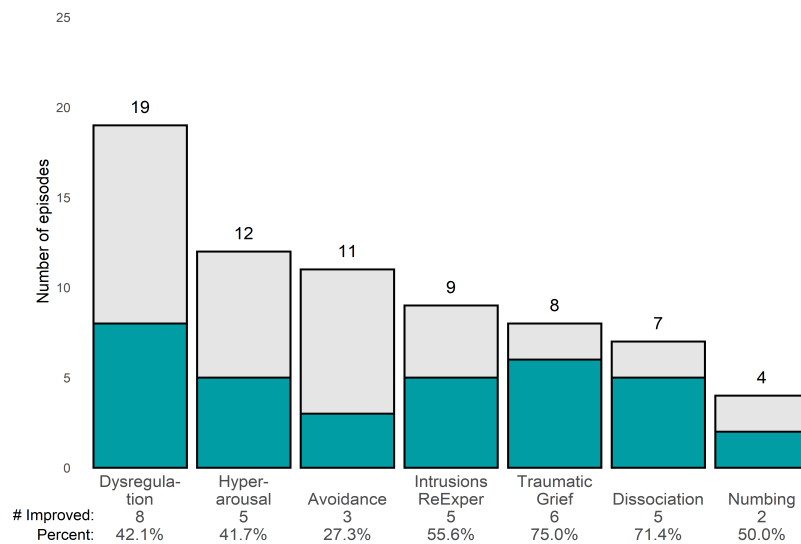
Percent of episodes improved on 50% or more of items: **63.3%**

Behavioral/Emotional Needs • 6 thru 20

CANS pairs for 6 thru 20: 48



Traumatic Stress Symptoms • 6 thru 20



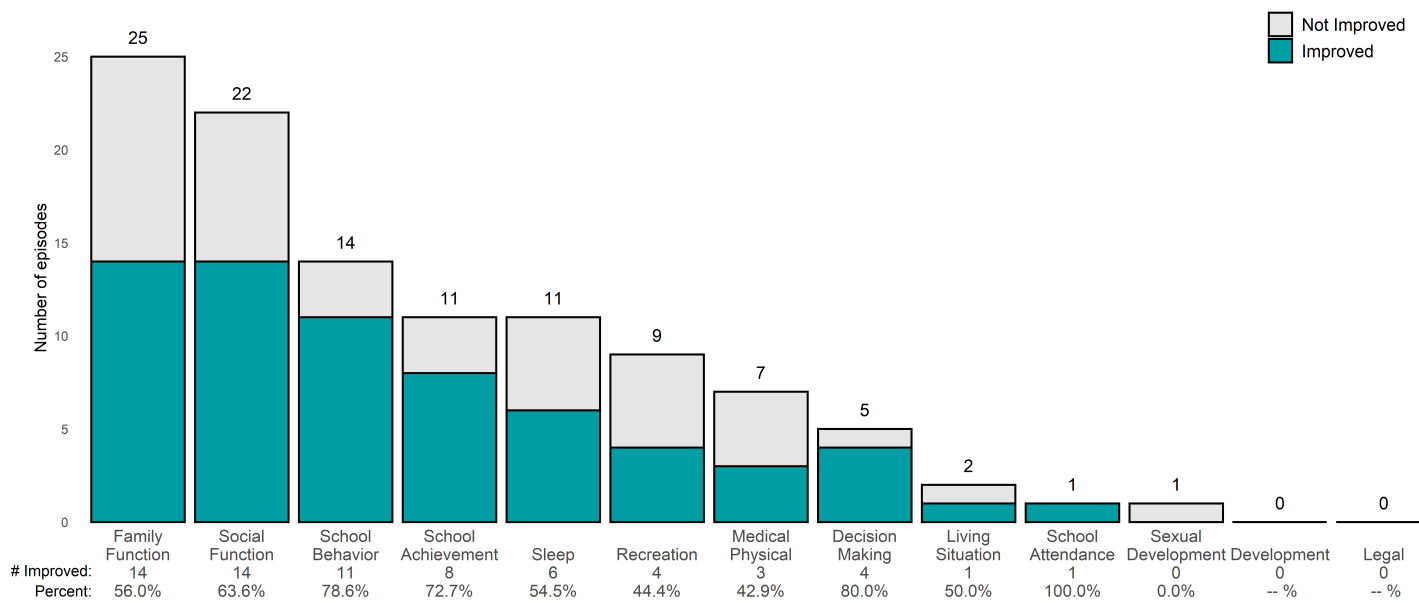
*The two most recent CANS are included for each child/youth episode, with the most recent CANS occurring during the reporting period. Only CANS with a minimum of 8 months of treatment between assessments are included. Actionable ratings are items rated as a 2 or a 3, and improvement is a decrease of 1 point or more.

UCSF Child&Adol Psychiatry EPS (38C72)

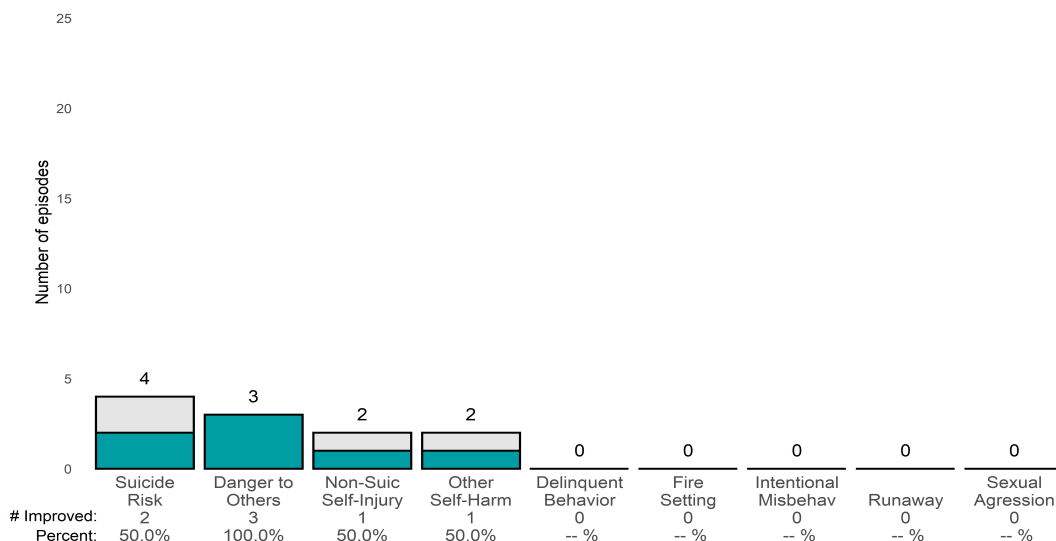
FY20-21 Q4 Performance Objective A.2a Needs Outcomes Item-Level Report

7/1/2020 - 6/30/2021

Impact on Functioning • 6 thru 20



Risk Behaviors • 6 thru 20



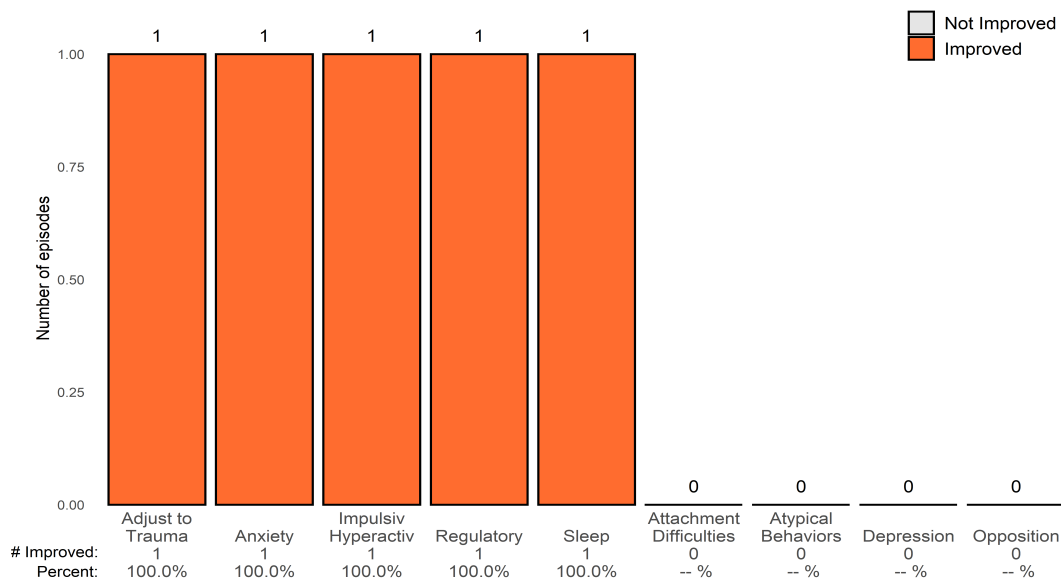
UCSF Child&Adol Psychiatry EPS (38C72)

FY20-21 Q4 Performance Objective A.2a Needs Outcomes Item-Level Report

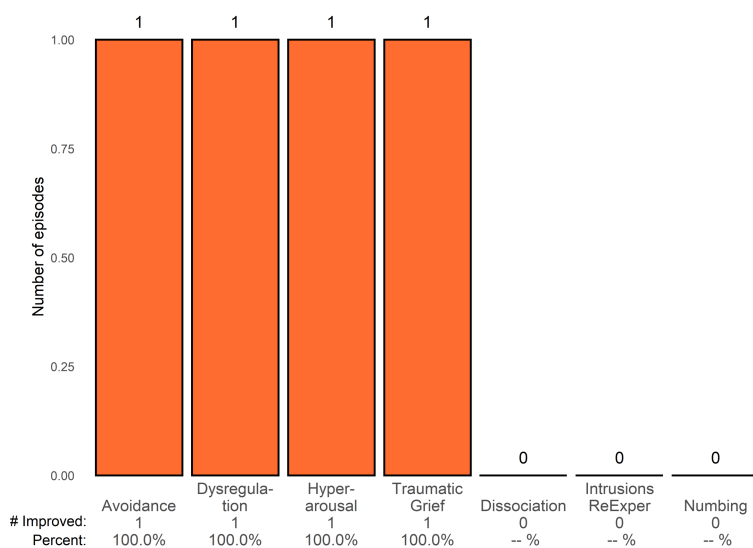
7/1/2020 - 6/30/2021

Behavioral/Emotional Needs • 0 thru 5

CANS pairs for 0 thru 5: 1



Traumatic Stress Symptoms • 0 thru 5

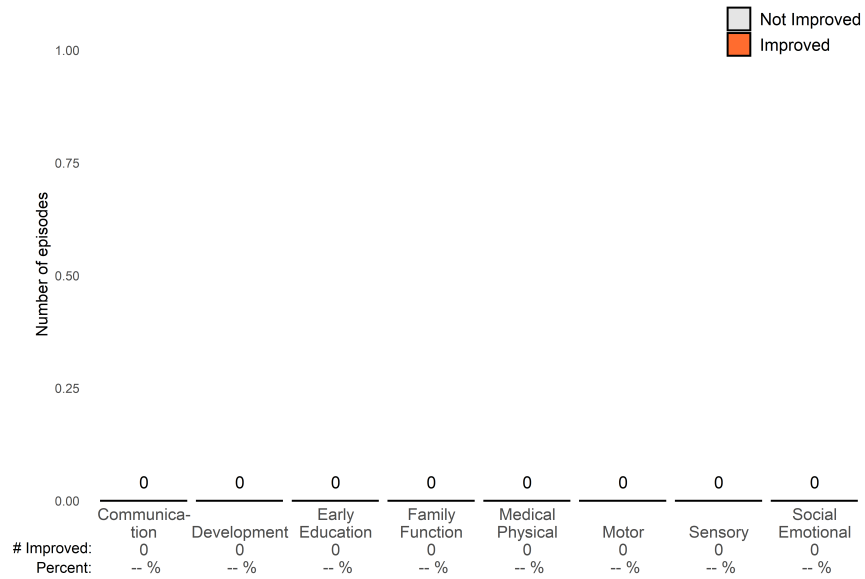


UCSF Child&Adol Psychiatry EPS (38C72)


FY20-21 Q4 Performance Objective A.2a Needs Outcomes Item-Level Report

7/1/2020 - 6/30/2021

Impact on Functioning • 0 thru 5



Risk Behaviors • 0 thru 5



Unity Care SF (3814OP)

FY20-21 Q4 Performance Objective A.2a Needs Outcomes Item-Level Report

7/1/2020 - 6/30/2021

The charts below display the Needs items from the CANS. The stacked columns represent the total number of episodes with an actionable rating on each item, and the number of those that improved.*

Mean number of months between CANS: 11.5 • Median number of months between CANS: 11.5

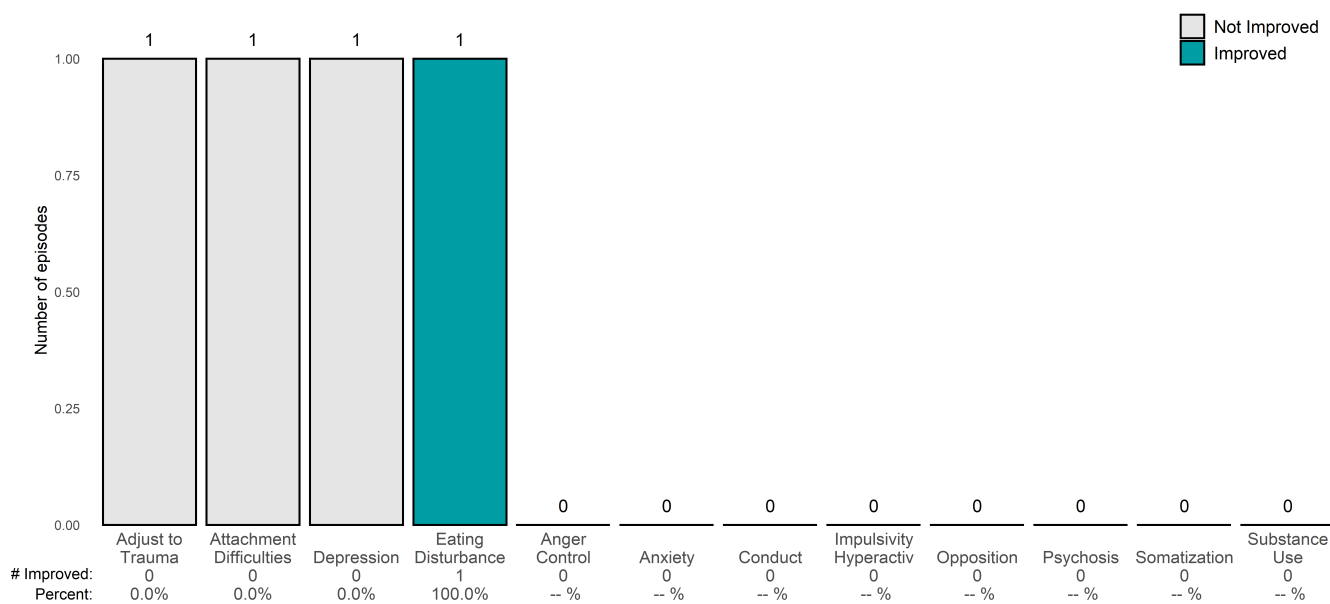
Number of CANS pairs with actionable items: 1 • Number of CANS pairs with improvement: 0

Number of CANS pairs without actionable items: 0 • Number of children/youth: 1

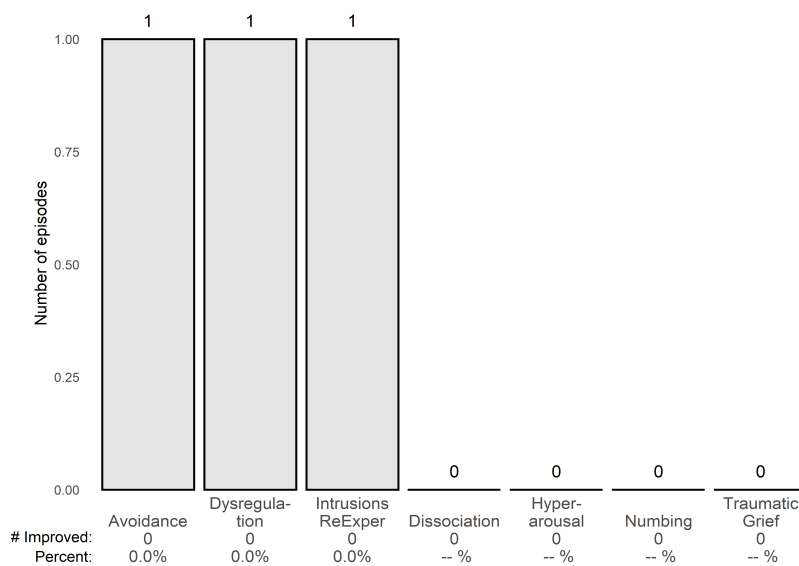
Percent of episodes improved on 50% or more of items: **0.0%**

Behavioral/Emotional Needs • 6 thru 20

CANS pairs for 6 thru 20: 1



Traumatic Stress Symptoms • 6 thru 20



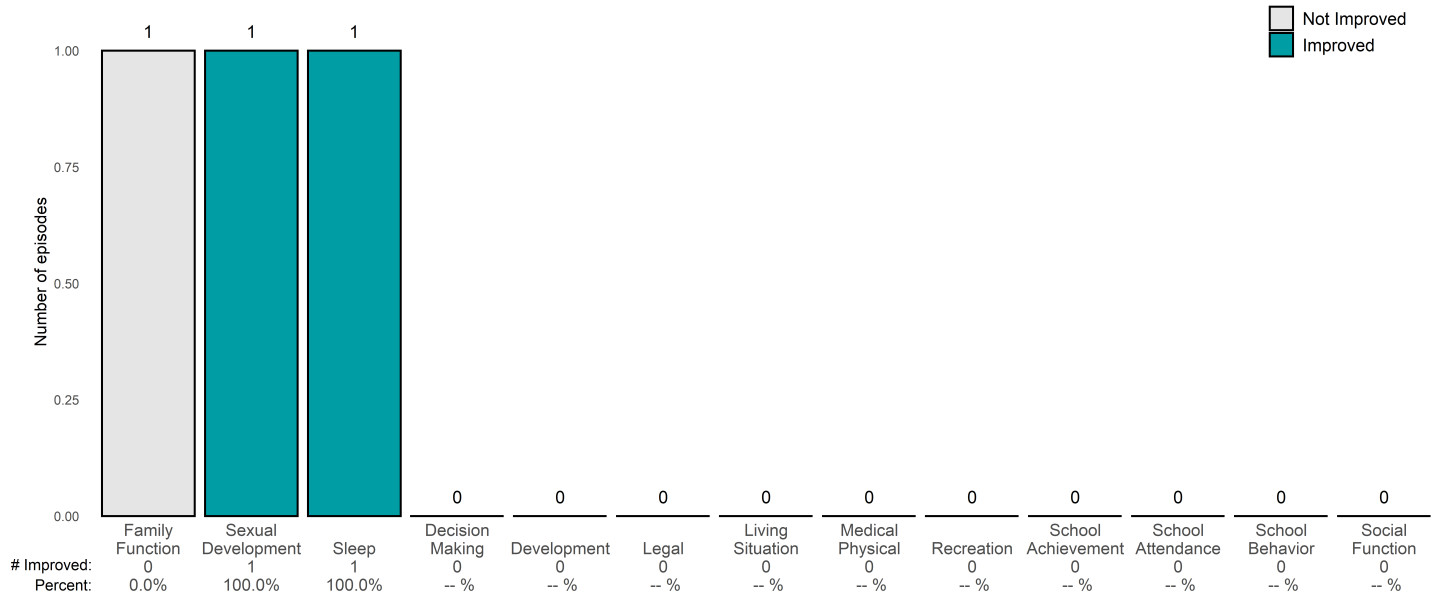
*The two most recent CANS are included for each child/youth episode, with the most recent CANS occurring during the reporting period. Only CANS with a minimum of 8 months of treatment between assessments are included. Actionable ratings are items rated as a 2 or a 3, and improvement is a decrease of 1 point or more.

Unity Care SF (3814OP)

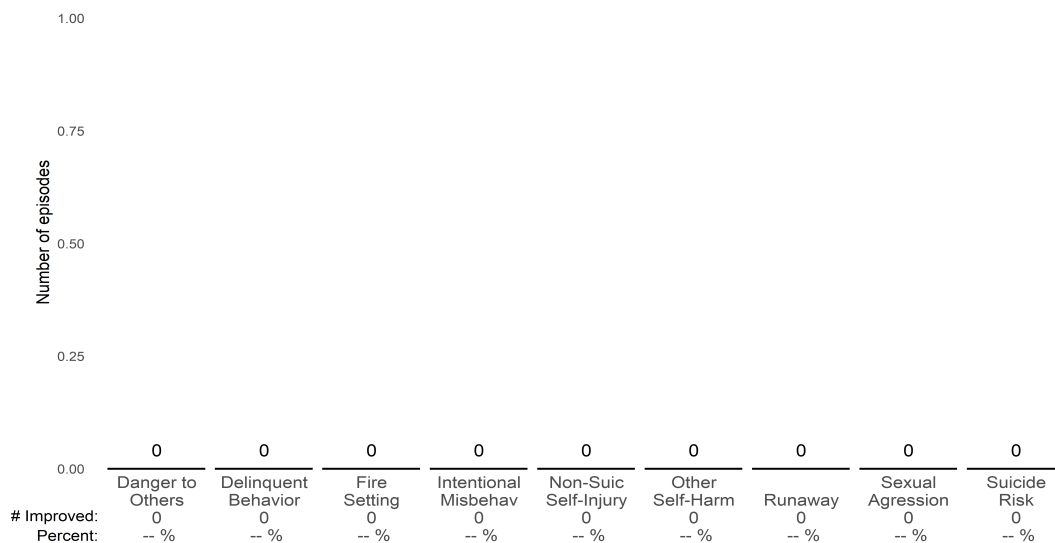
FY20-21 Q4 Performance Objective A.2a Needs Outcomes Item-Level Report

7/1/2020 - 6/30/2021

Impact on Functioning • 6 thru 20



Risk Behaviors • 6 thru 20



Urban Services YMCA (38BV3)

FY20-21 Q4 Performance Objective A.2a Needs Outcomes Item-Level Report

7/1/2020 - 6/30/2021

The charts below display the Needs items from the CANS. The stacked columns represent the total number of episodes with an actionable rating on each item, and the number of those that improved.*

Mean number of months between CANS: 11.0 • Median number of months between CANS: 11.4

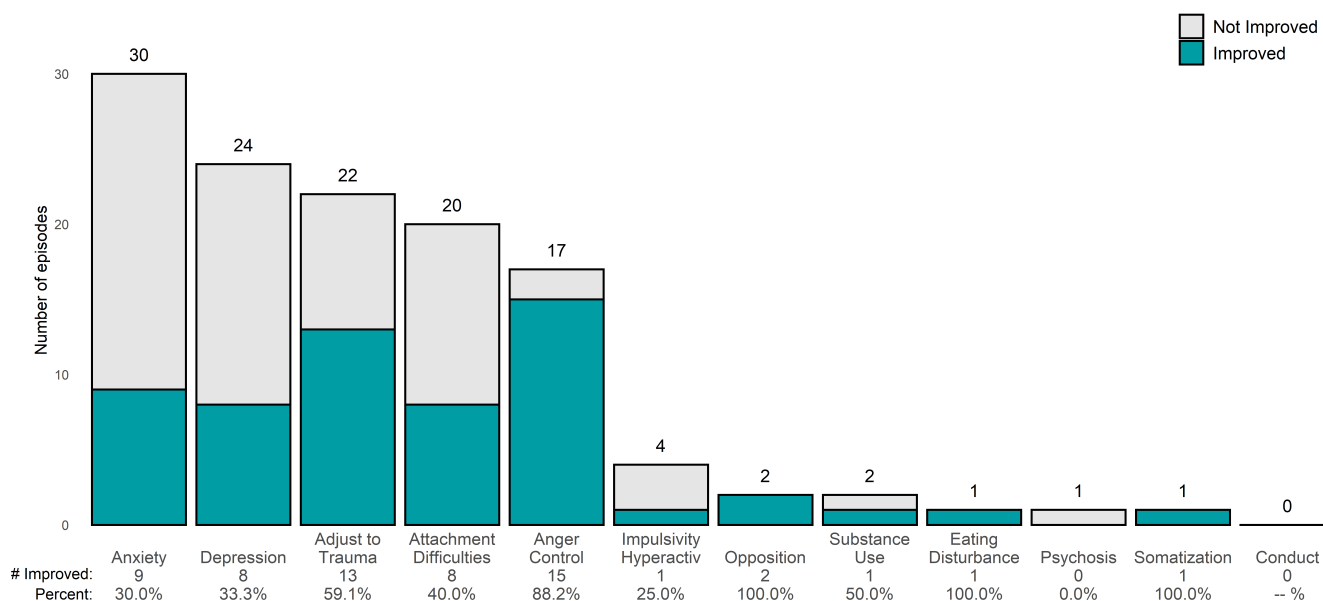
Number of CANS pairs with actionable items: 45 • Number of CANS pairs with improvement: 21

Number of CANS pairs without actionable items: 0 • Number of children/youth: 44

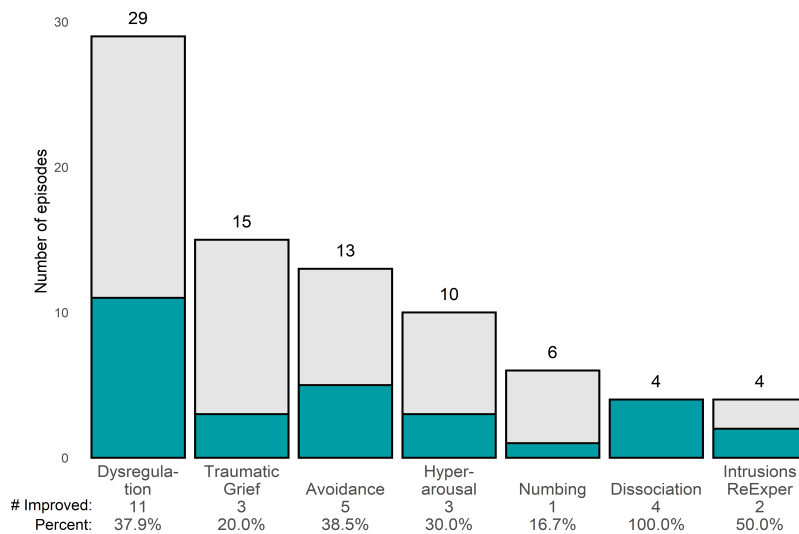
Percent of episodes improved on 50% or more of items: **46.7%**

Behavioral/Emotional Needs • 6 thru 20

CANS pairs for 6 thru 20: 45



Traumatic Stress Symptoms • 6 thru 20



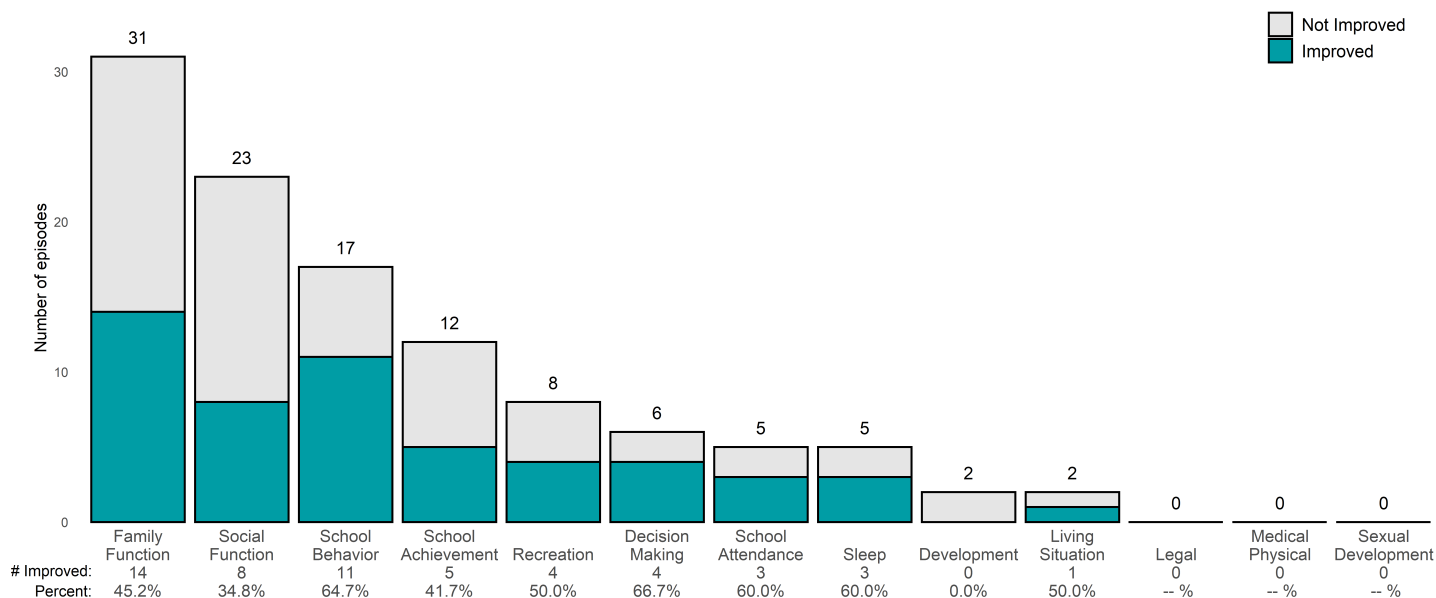
*The two most recent CANS are included for each child/youth episode, with the most recent CANS occurring during the reporting period. Only CANS with a minimum of 8 months of treatment between assessments are included. Actionable ratings are items rated as a 2 or a 3, and improvement is a decrease of 1 point or more.

Urban Services YMCA (38BV3)

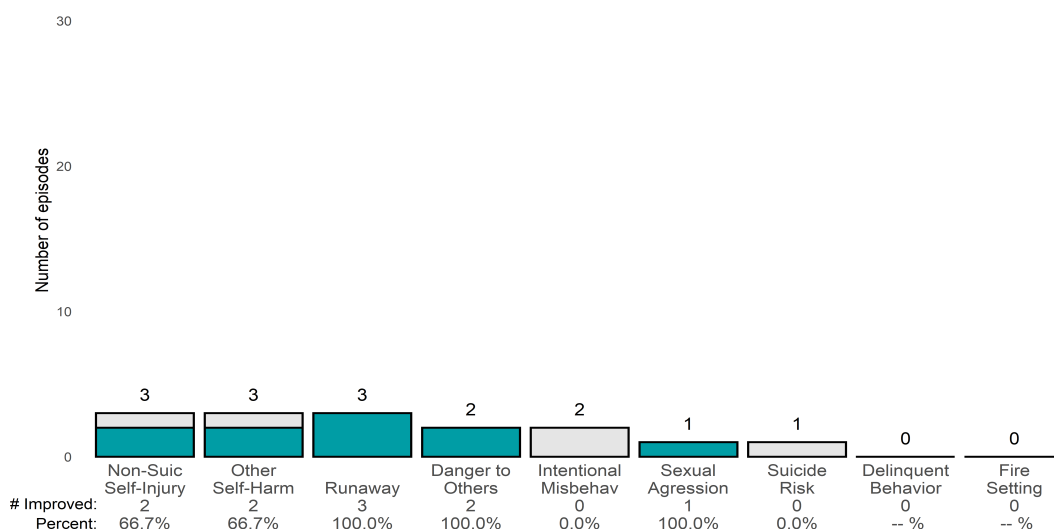
FY20-21 Q4 Performance Objective A.2a Needs Outcomes Item-Level Report

7/1/2020 - 6/30/2021

Impact on Functioning • 6 thru 20



Risk Behaviors • 6 thru 20



YMCA Trauma & Recovery Svc (38BVC3)

FY20-21 Q4 Performance Objective A.2a Needs Outcomes Item-Level Report

7/1/2020 - 6/30/2021

The charts below display the Needs items from the CANS. The stacked columns represent the total number of episodes with an actionable rating on each item, and the number of those that improved.*

Mean number of months between CANS: 11.1 • Median number of months between CANS: 11.0

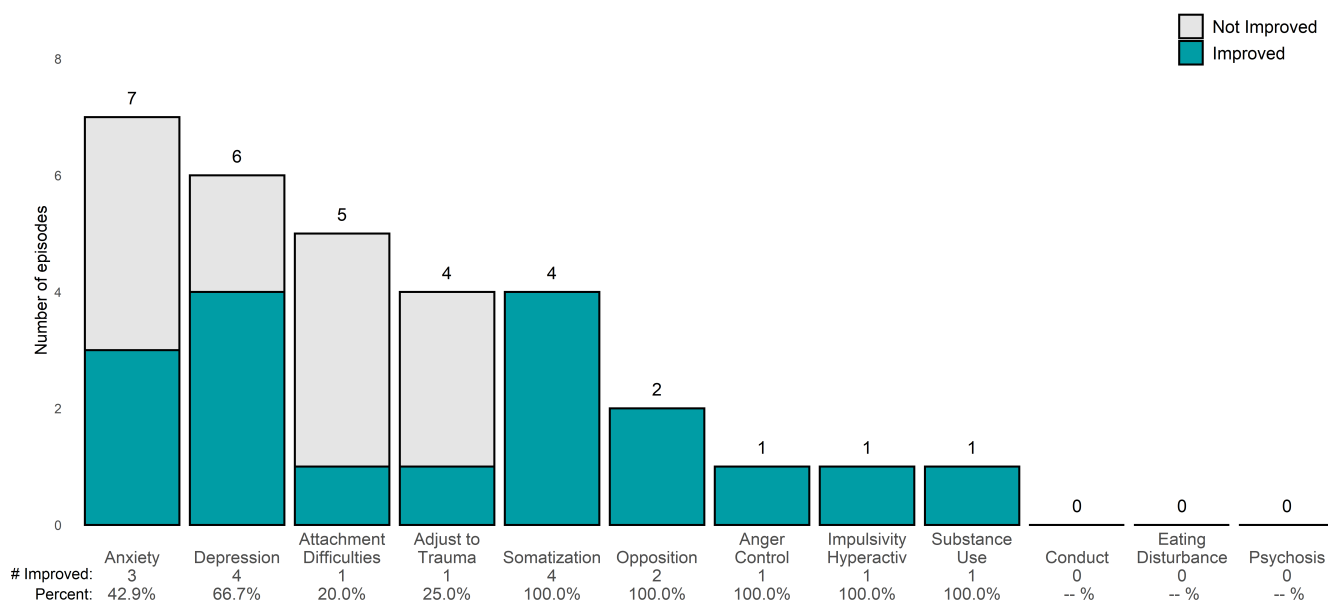
Number of CANS pairs with actionable items: 10 • Number of CANS pairs with improvement: 6

Number of CANS pairs without actionable items: 0 • Number of children/youth: 10

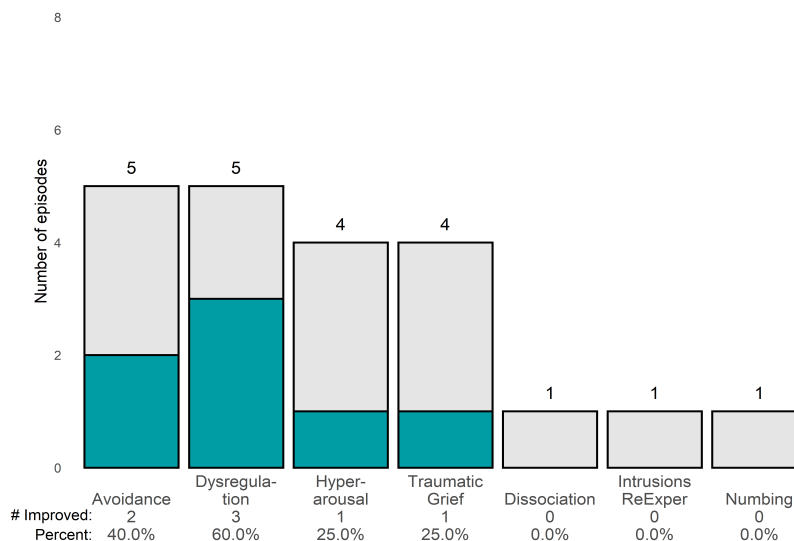
Percent of episodes improved on 50% or more of items: **60.0%**

Behavioral/Emotional Needs • 6 thru 20

CANS pairs for 6 thru 20: 10



Traumatic Stress Symptoms • 6 thru 20



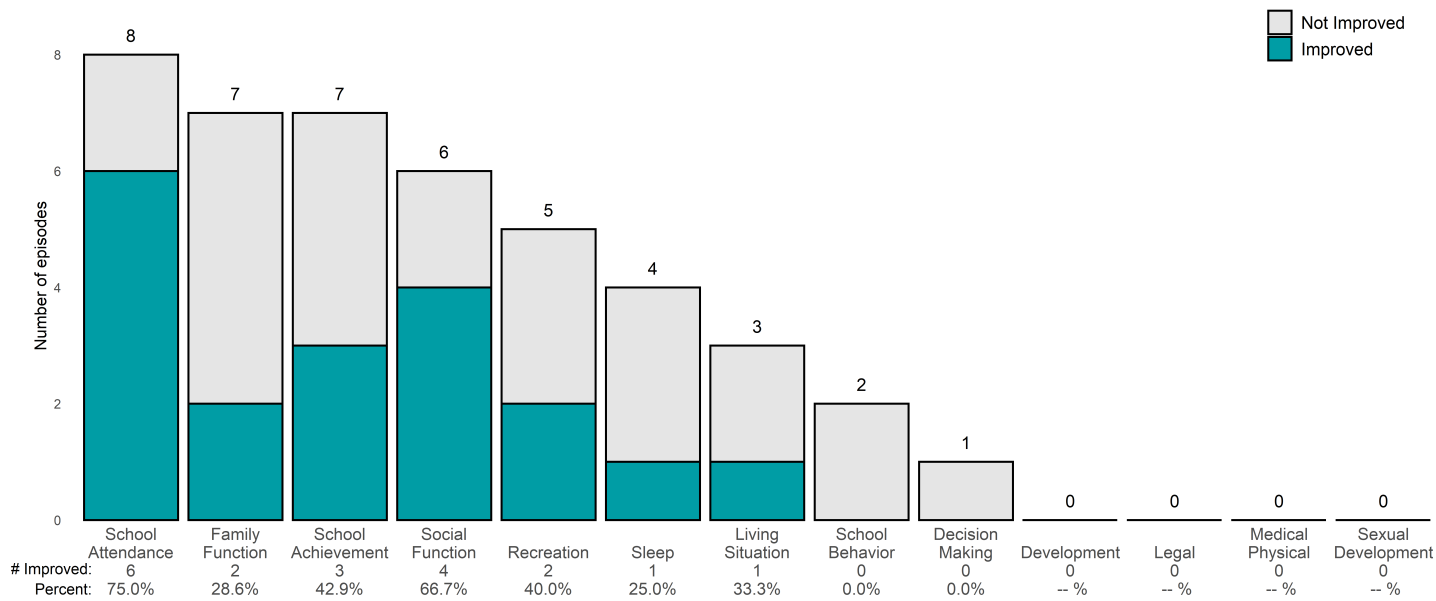
*The two most recent CANS are included for each child/youth episode, with the most recent CANS occurring during the reporting period. Only CANS with a minimum of 8 months of treatment between assessments are included. Actionable ratings are items rated as a 2 or a 3, and improvement is a decrease of 1 point or more.

YMCA Trauma & Recovery Svc (38BVC3)

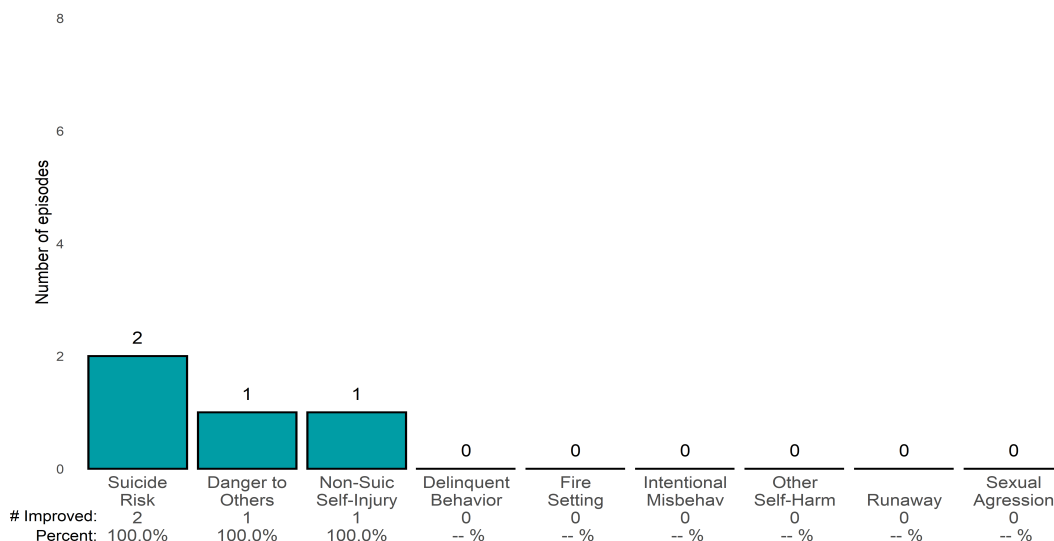
FY20-21 Q4 Performance Objective A.2a Needs Outcomes Item-Level Report

7/1/2020 - 6/30/2021

Impact on Functioning • 6 thru 20



Risk Behaviors • 6 thru 20



YMCA Urban Svc IHBS-EPSDT (38BV4)

FY20-21 Q4 Performance Objective A.2a Needs Outcomes Item-Level Report

7/1/2020 - 6/30/2021

The charts below display the Needs items from the CANS. The stacked columns represent the total number of episodes with an actionable rating on each item, and the number of those that improved.*

Mean number of months between CANS: 11.4 • Median number of months between CANS: 11.1

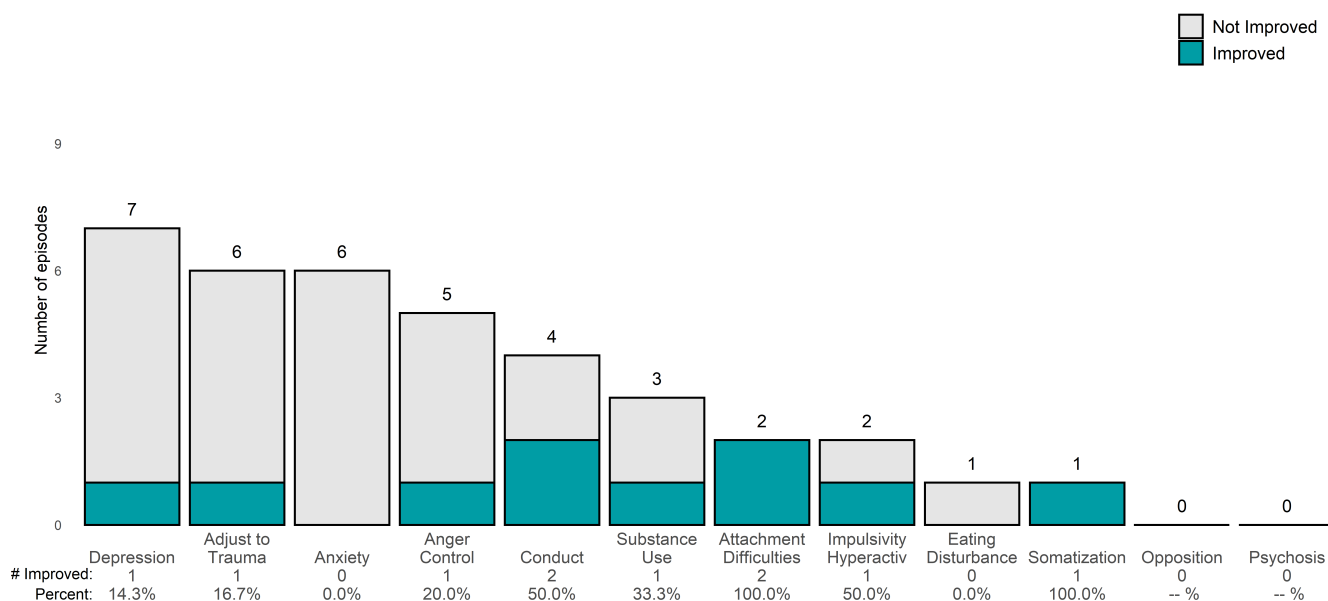
Number of CANS pairs with actionable items: 11 • Number of CANS pairs with improvement: 4

Number of CANS pairs without actionable items: 0 • Number of children/youth: 11

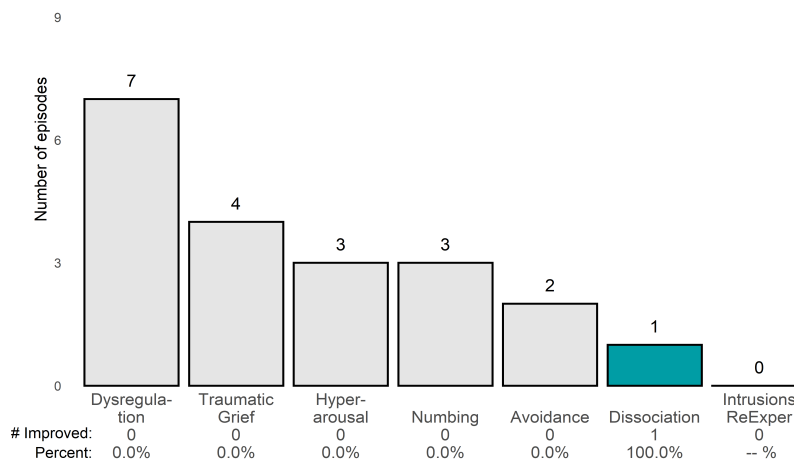
Percent of episodes improved on 50% or more of items: **36.4%**

Behavioral/Emotional Needs • 6 thru 20

CANS pairs for 6 thru 20: 11



Traumatic Stress Symptoms • 6 thru 20



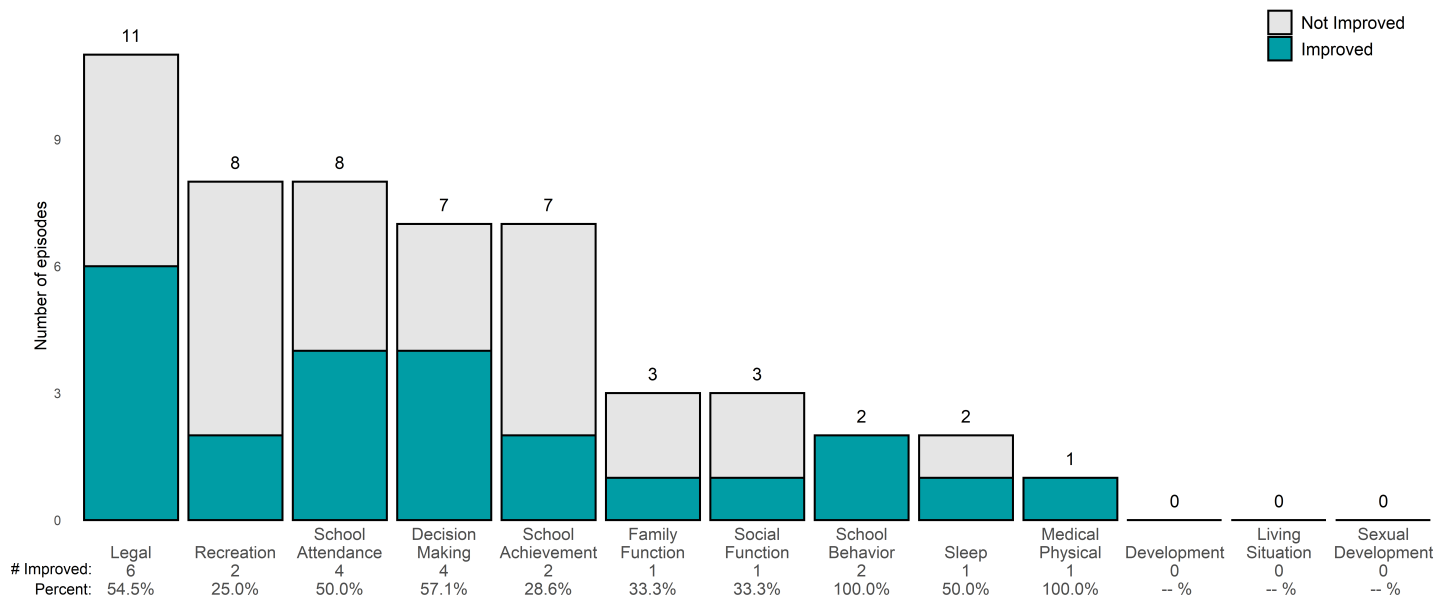
*The two most recent CANS are included for each child/youth episode, with the most recent CANS occurring during the reporting period. Only CANS with a minimum of 8 months of treatment between assessments are included. Actionable ratings are items rated as a 2 or a 3, and improvement is a decrease of 1 point or more.

YMCA Urban Svc IHBS-EPSDT (38BV4)

FY20-21 Q4 Performance Objective A.2a Needs Outcomes Item-Level Report

7/1/2020 - 6/30/2021

Impact on Functioning • 6 thru 20



Risk Behaviors • 6 thru 20

