



# SFUSD-DCYF 2021 MIDDLE SCHOOL AND HIGH SCHOOL SURVEY

## SUMMARY OF FINDINGS

### BACKGROUND

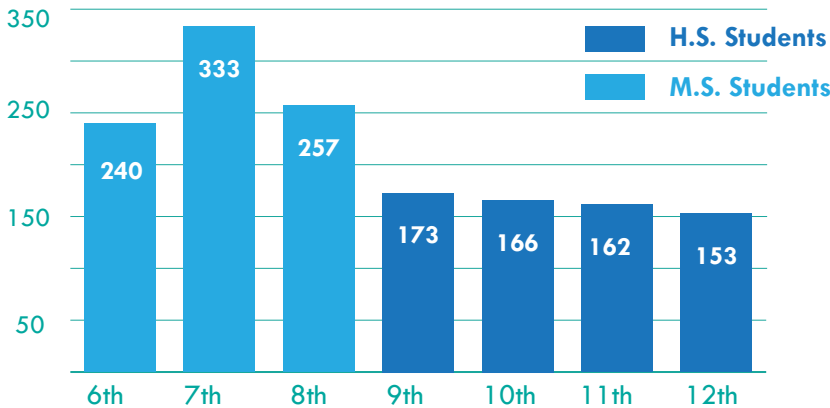
In the fall of 2021, SFUSD and the Department of Youth, Children and their Families (DCYF) administered the Middle School and High School Activities Survey to identify the activities, programs, and services that youth are most interested in having in their community or at an SFUSD school site. Analyses and findings generated from survey response data were intended to inform joint SFUSD and DCYF planning processes, including the [SF RISE report](#), the [Mayor's Children and Family Recovery Plan](#), and [DCYF's 2022 Community Needs Assessment \(CNA\)](#). Select data and discussions from the SFUSD survey appear in our 2022 CNA report. SFUSD and DCYF staff collaborated to design the 2021 HS/MS Activities Survey, basing many items on the previous 2016 Student Activities, Programs and Services Survey. Surveys were identical between middle school and high school students, except for added questions on employment status and postsecondary goals for high school students. Responses were collected from November 30th, 2021, through December 17th, 2021. Responses were collected entirely online-- SFUSD's Department of Technology sent invitations to submit responses directly to SFUSD student inboxes. As survey submission was completely voluntary, DCYF offered a lottery prize drawing to incentivize participation. This document summarizes demographics and responses received from both middle school and high school variations of the survey.

# DEMOGRAPHICS

## PARTICIPANT GRADE LEVEL

In total, approximately 1,562 SFUSD students from a range of schools across San Francisco completed the survey. 674 High School students in the 9th through 12th grades and 888 Middle School students in the 6th through 8th grades participated.

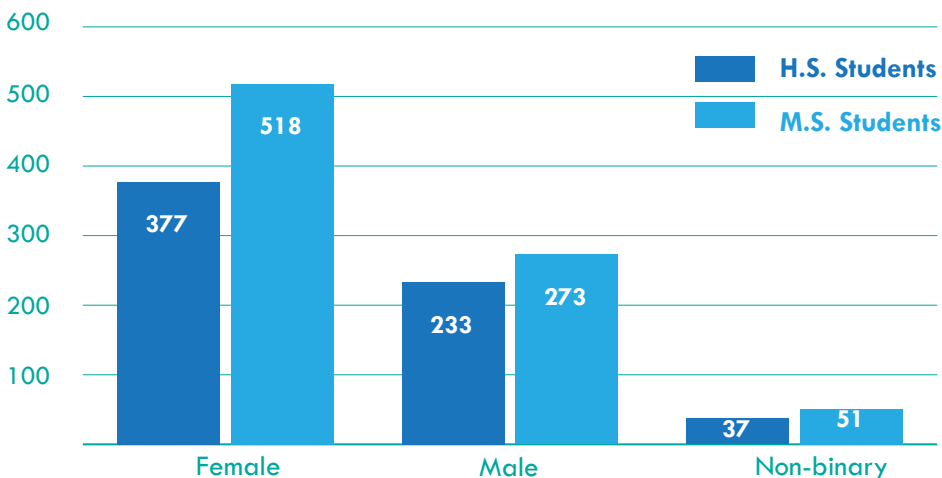
Student Grade Level



## PARTICIPANT GENDER

A higher percentage of female students participated, in comparison to male and non-binary students. Approximately 62% of high school survey respondents identified as female, while 32% identified as male and 6% as non-binary. Among middle school survey respondents, 58% identified as female, while 36% identified as male and 6% as non-binary.

Student Gender



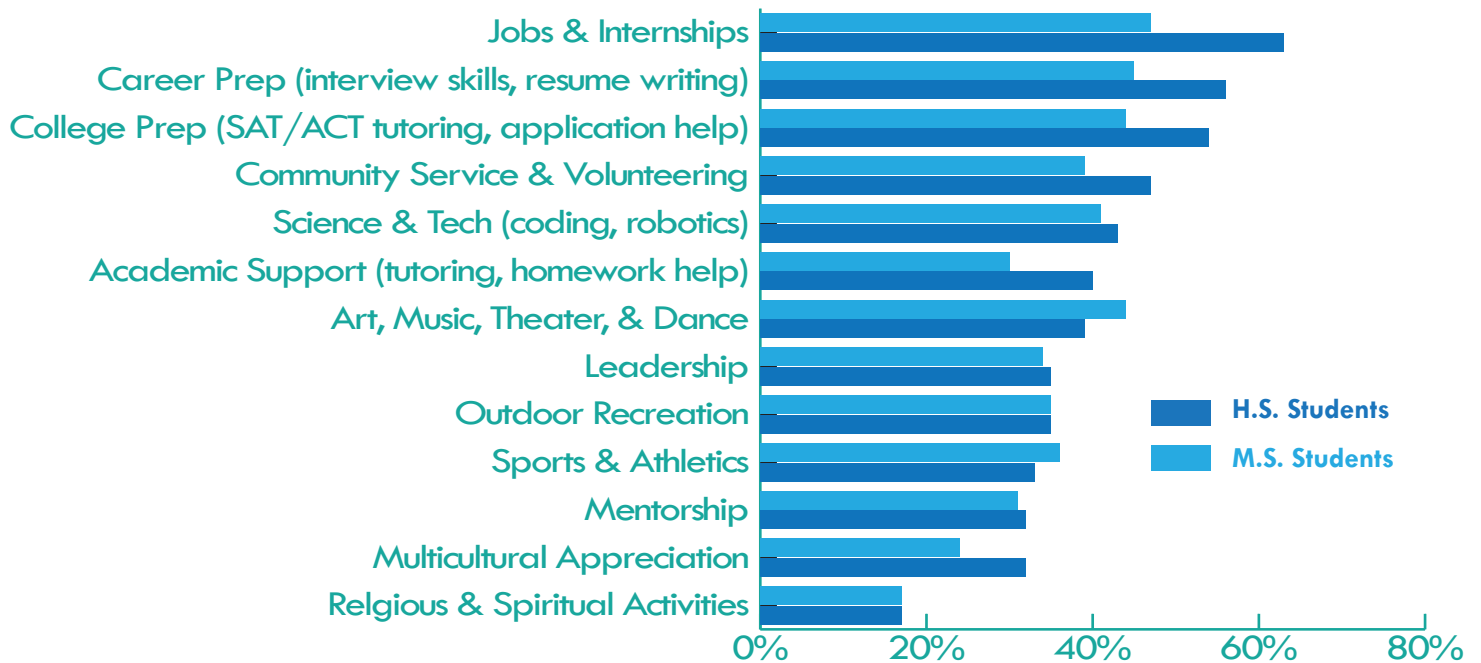
# KEY FINDINGS

## INTEREST IN ACTIVITIES & PROGRAMS

Students were asked to select up to 8 activities and programs they had interest in participating in outside of class during the school year and/or the summer. High school and middle school students alike indicated a strong interest in activities and programs focused on career preparation, jobs, and internships. Students also held interest in science and technology and art, music, theater, and dance programming. Although results are similar between grade levels, high school students reported more interest in academic support (40% in comparison to 30%) and community service/volunteering than middle school students (47% in comparison to 39%). For both grade levels, multicultural appreciation and religious/spiritual activities ranked the lowest of interest.

Among high school students, the top three activities and programs of interest were job and internships (63%), career preparation (56%), and college preparation (54%). Among middle school students, the top three activities and programs of interest were jobs and internships (47%), career preparation (45%), and art, music, theater, or dance (44%).

### Percent of Students Interested in Activities/Programs



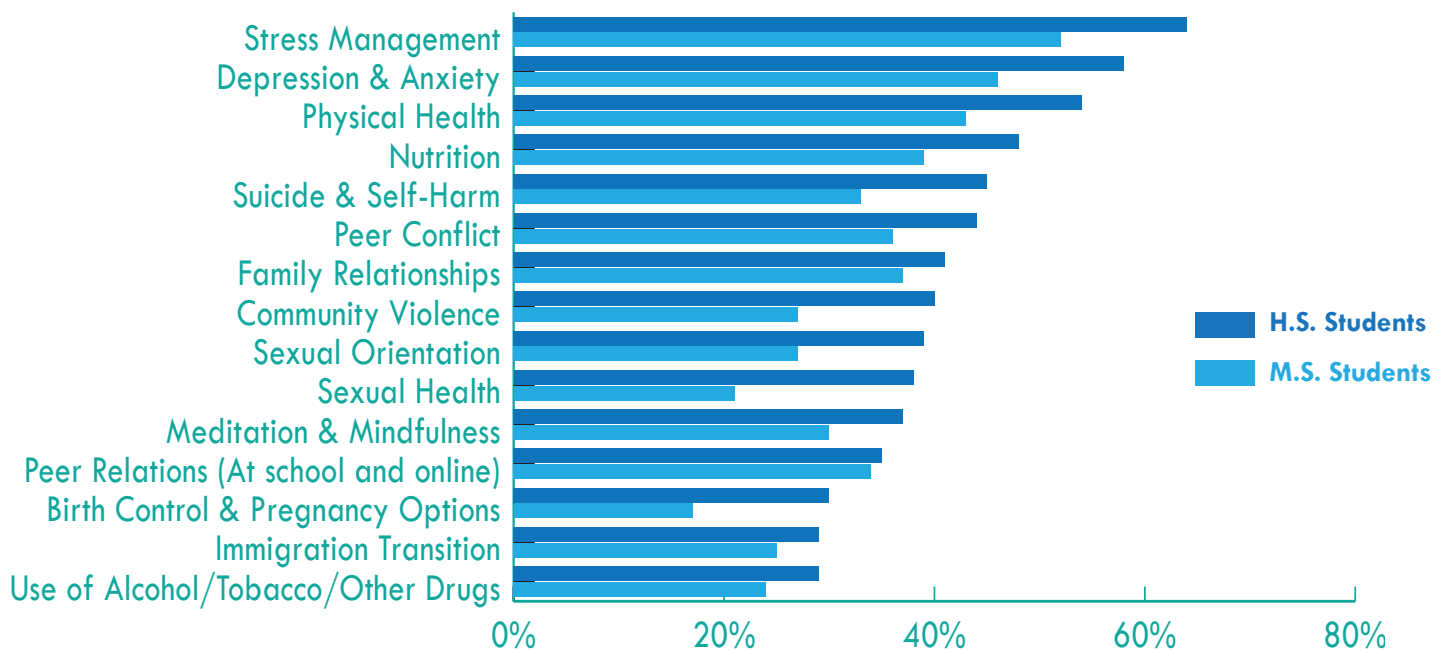
# KEY FINDINGS

## INTEREST IN HEALTH & SUPPORTIVE SERVICES

Students were asked to indicate their level of interest from “no interest” to “very interested” in health education and supportive services outside of class. High school students demonstrated more interest in all health and supportive services in comparison to middle school students, particularly in sexual health and birth control/pregnancy options. Across all grade levels, students indicated a strong interest in stress management, depression and anxiety, and physical health services.

The table below displays the combined percentages of students who were “a little interested,” “interested,” and “very interested.” The largest percentage of high school students were interested in services for stress management (64%) and depression and anxiety (58%). High school students also displayed a strong interest in services for physical health (54%), nutrition (48%), and suicide and self-harm (45%). Similarly, middle school students also reported a strong interest in stress management (52%) and depression and anxiety (46%).

### Percent of Students Interested in Health/Supportive Services



# KEY FINDINGS

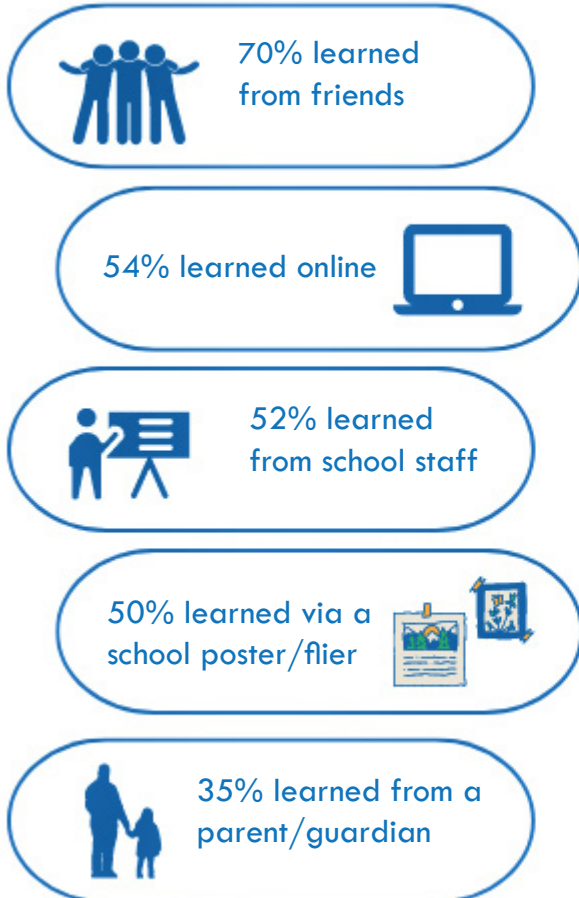
## SOURCE OF INFORMATION

Students were asked to identify the primary sources of information they utilized to learn about activities, programs, and health services. Sources of information listed included friends, online, school staff, school posters and fliers, and parents/guardians, and “I don’t know.”

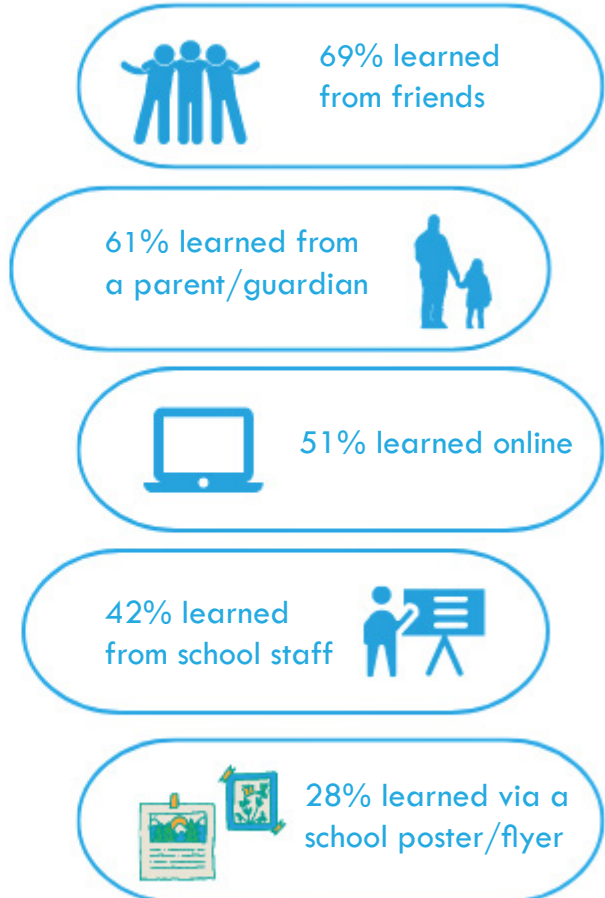
High school students and middle school students relied more upon friends as a primary source of information to learn about activities and programs. Comparatively, high school and middle school students were more reliant on school staff to learn about health services. Student reliance on parent/guardians and school media differed by grade level. Fewer high school students reported using a parent/guardian as a source of information for activities or health services than middle school students. Middle school students were twice as likely to rely on a parent for information than high school students. In addition, more high school students reported using school poster or fliers to learn about activities or health services than middle school students.

## How Students Learn About Activities and Programs...

### High School Students



### Middle School Students



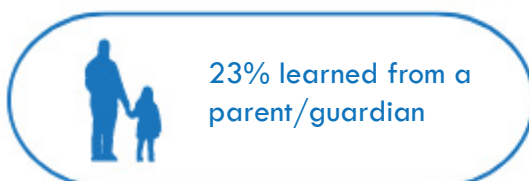


# KEY FINDINGS




## How Students Learn About Health and Supportive Services...

### High School Students



### Middle School Students



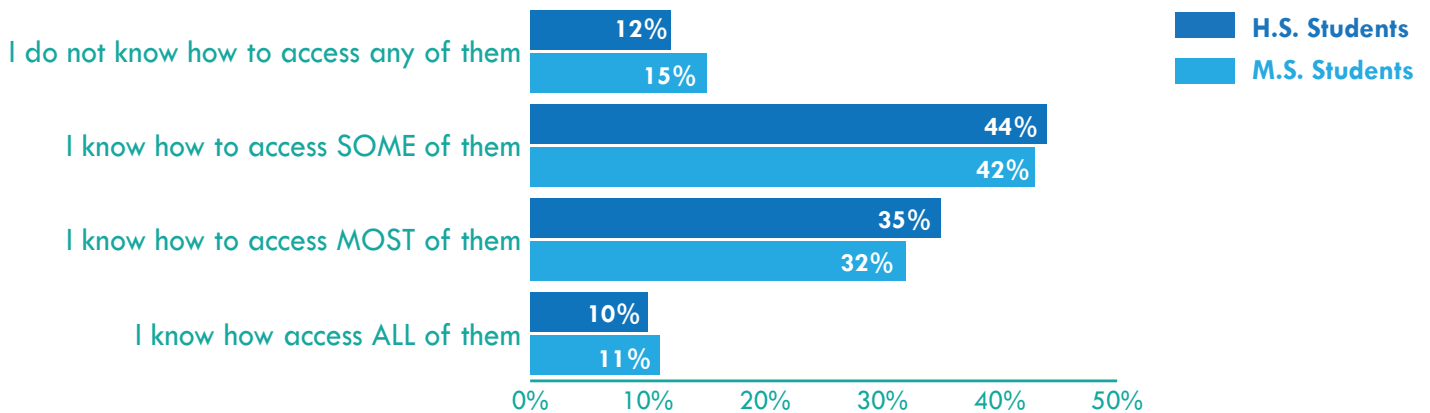
# KEY FINDINGS

## ACCESSING ACTIVITIES, PROGRAMS, & HEALTH SERVICES

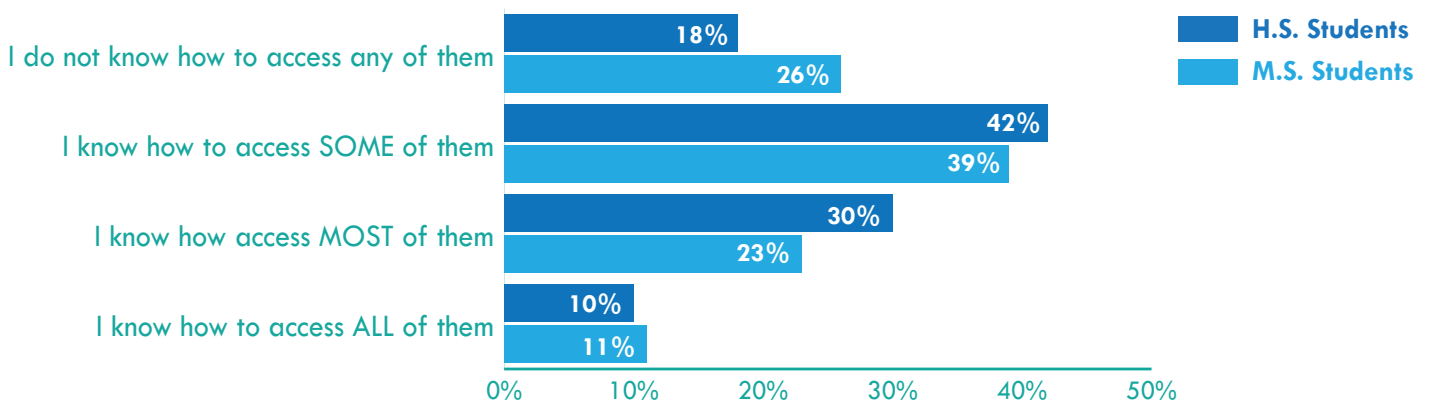
Overall, students felt they knew how to access some or most of the activities and programs listed. Most high school and middle school students felt they knew how to access some of the programs, 44% and 42% respectively. A relatively small percentage of students, higher among middle school students, reported no knowledge of how to access any of the programs.

In comparison to accessing activities, more students reported having less knowledge on accessing health and supportive services. High school students reported similar patterns of knowledge on accessing activities/programs and health services. 42% of high school students reported knowing how to access some of the services and 30% had knowledge on how to access most of them. Middle school students had less knowledge on how to access health services with 26% having no knowledge of accessing services and 39% having some knowledge.

### Do you know how to access activities and programs?



### Do you know how to access health services?



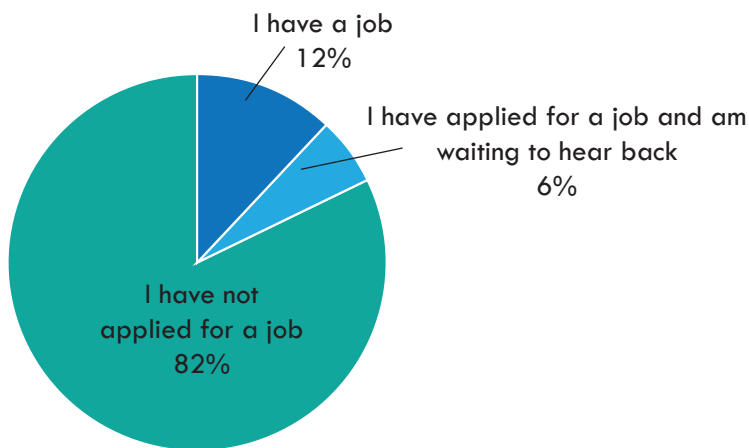
# KEY FINDINGS

## HIGH SCHOOL EMPLOYMENT & CAREER GOALS

Most high school student respondents reported not having applied for a job. A small share of students currently had a job or had applied for a job.

High school students were asked for their plans for after high school graduation. Many students reported plans for college with 78% of students planning to enter a college/university and 20% planning to enter a community. Alternative to college plans, 23% of students planned to get a job or continue to work at current job and 10% planned to enter a technical school or career school.

### High School Student Employment Status



### High School Student Plans After Graduation

