








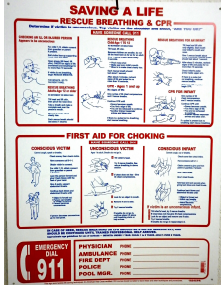
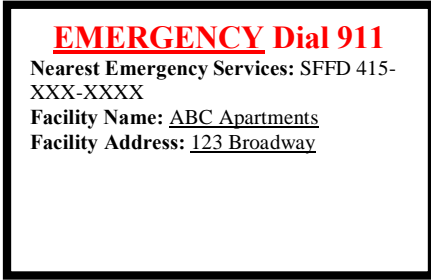

Sign Requirements for Public Pool Facilities

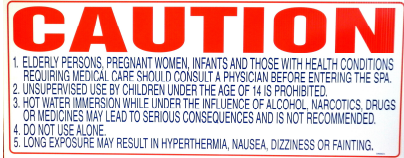

- The following requirements can be found in the July 1, 2015 Supplement to Title 24, part 2, volume 2 of the 2013 CA Building Code.
- Requirements apply to all new and existing public pool facilities effective July 1, 2015.
***Note:** Pool or public pool is defined as an artificial basin, chamber or tank constructed or prefabricated with impermeable surfaces that is used, or intended to be used, for public swimming, diving or recreational activities but does not include individual therapeutic tubs or baths where the main purpose is the cleaning of the body.*

The following signs are required:



All signs shall have clearly legible letters or numbers not less than 4 inches (102 mm) high, (unless otherwise required). (3120B.1)

SIGN	LOCATION	REQUIRED FOR:	EXAMPLE
<p><u>POOL CAPACITY</u></p> <p>A sign shall indicate the maximum number of pool users permitted for each pool. (3120B.2)</p> <p><u>Note:</u></p> <p>-Capacity of a spa pool shall be based on one person for every 10 square feet of spa pool water surface area.</p> <p>-Capacity for all other pools shall be based on one person for every 20 square feet of pool water surface area.</p>	<p>Sign shall be affixed to a wall, pole, gate, or similar permanent structure in a location visible to all pool users.</p>	<ul style="list-style-type: none"> • Pools • Spas 	 
<p><u>NO DIVING</u></p> <p>Pools with a maximum water depth of 6 feet or less shall have signs stating, NO DIVING. (3120B.3)</p>	<p>Signs must be posted in conspicuous places easily visible from all areas of pool enclosure.</p>	<ul style="list-style-type: none"> • Pools • Spas • Wading Pools 	

SIGN	LOCATION	REQUIRED FOR:	EXAMPLE
<p><u>KEEP CLOSED</u></p> <p>A sign shall be posted stating, “KEEP GATE CLOSED,” or “KEEP DOOR CLOSED.” (3120B.10)</p>	<p>Sign shall be posted on the exterior side of gates and doors leading into the pool enclosure area.</p>	<ul style="list-style-type: none"> • Pools • Spas • Wading pools 	
<p><u>NO LIFEGUARD ON DUTY</u></p> <p>Where no lifeguard service is provided a warning sign shall be posted stating, “NO LIFEGUARD ON DUTY.”</p> <p>The sign also shall state <u>in letters at least 1 inch (25 mm) high, “Children under the age of 14 shall not use pool without a parent or adult guardian in attendance.”</u> (3120B.4)</p>	<p>Sign shall be affixed to a wall, pole, gate or similar permanent structure in a location visible to all pool users.</p>	<ul style="list-style-type: none"> • Pools • Spas • Spray Grounds 	
<p><u>CPR</u></p> <p>An illustrated diagram with <u>text at least 1/4 inch (6 mm) high of artificial respiration and CPR procedures.</u> (3120B.5)</p>	<p>Sign shall be affixed to a wall, pole, gate, or similar permanent structure in a location visible to all pool users.</p>	<ul style="list-style-type: none"> • Pools • Spas • Spray Grounds • Wading Pools 	
<p><u>911</u></p> <p>The emergency telephone number 911 with numbers <u>not less than 4 inches</u>, the number of the nearest emergency services (Fire Department) and the name and street address of the pool facility with numbers and text not less than 1 inch shall be posted. (3120B.6)</p>	<p>Sign shall be affixed to a wall, pole, gate or similar permanent structure in a location visible to all pool users.</p>	<ul style="list-style-type: none"> • Pools • Spas • Spray Grounds • Wading Pools 	
<p><u>DIARRHEA</u></p> <p>A sign in letters at least <u>1 inch (25 mm) high</u> and in a language or diagram which clearly states that persons having currently active diarrhea or who have had active diarrhea within the previous 14 days shall not be allowed to enter the pool water. (3120B.11)</p>	<p>Sign shall be posted at the entrance area of a public pool.</p>	<ul style="list-style-type: none"> • Pools • Spas • Wading Pools • Spray Grounds 	

SIGN	LOCATION	REQUIRED FOR:	EXAMPLE
<p><u>SPA WARNING</u></p> <p>A warning sign for spa pools shall be posted stating, %CAUTION+ and shall include the following language in <u>letters at least 1 inch (25 mm) high.</u> (3120B.7):</p> <ol style="list-style-type: none"> 1. Elderly persons, pregnant women, infants and those with health conditions requiring medical care should consult with a physician before entering the spa. 2. Unsupervised use by children under the age of 14 is prohibited. 3. Hot water immersion while under the influence of alcohol, narcotics, drugs, or medicines may lead to serious consequences and is not recommended. 4. Do not use alone. 5. Long exposure may result in hyperthermia, nausea, dizziness, or fainting. 	<p>Sign shall be affixed to a wall, pole, gate, or similar permanent structure in a location visible to all spa users.</p>	<ul style="list-style-type: none"> • Spas 	
<p><u>EMERGENCY SHUT OFF</u></p> <p>Sign in letters at least one inch (25mm) high and stating, %EMERGENCY SHUT OFF SWITCH.+ (3120B.8)</p>	<p>Sign shall be posted at the spa emergency shut off.</p>	<ul style="list-style-type: none"> • Spas 	

Additional Sign May Be Required For:

<p>KEYED GATES</p> <p>If pool enclosure has gates that require a key to exit, those gates and/or doors which will allow egress without a key shall have a sign in letters at least <u>4 inches</u> (102 mm) high stating EMERGENCY EXIT. (3119B.2 (3))</p> <p>Note:</p> <p>-A pool enclosure shall have at least one means of egress without a key for emergency purposes.</p>	<p>Sign shall be posted on gates/doors where keyless egress is possible.</p>	
<p>NO LIGHTS</p> <p>If pool was constructed without lighting or if lighting is inoperable, a sign shall be posted stating, NO USE OF POOL ALLOWED AFTER DARK.+(3120B.9)</p>	<p>Sign shall be posted at each pool entrance on the outside of the gate(s).</p>	

ALL IN ONE SIGNS

