

# Department Budget Submission Checklist

To be completed by: All departments.

Instructions: Submit this completed cover sheet with your budget submission and ensure all applicable forms below are included with your submission.

Department Name: City Administrator's Office - Administrative Services

- ☒ **Summary of Major Changes:** Completed "Form 1A: Summary of Major Changes" explaining major changes submitted in department's budget proposal.
  - ☒ **Proposed GF target reductions**
  - ☒ **Department Budget Summary:** Completed "Form 1B: Department Budget Summary". The submission includes a copy of report 15.50.012.
- ☒ **Revenue Report:** Completed "Form 2A: Revenue Report." (15.30.005 Snapshot Comparison)
- ☒ **Fees & Fines:** Completed "Form 2B: Fees & Fines."
- ☒ **Cost Recovery:** Completed "Form 2C: Cost Recovery."
- ☒ **Expenditure Changes:** Completed "Form 3A: Expenditure Changes." (15.30.005 Snapshot Comparison)
- ☐ **Deappropriations from prior years' budget:** Indicate if these are included in your submitted budget, and please explain in the expenditure changes form 3A
- ☒ **Position Changes:** Completed "Form 3B: Position Changes." (15.30.004 Position Snapshot Comparison)
- ☒ **Equipment & Fleet Requests:** New General Fund Equipment (Form 4A) and Fleet Requests (Forms 4B.1 and 4B.2) to be made in BFM.
- ☒ **Minimum Compensation Ordinance:** By checking this box, the department confirms that the effects of the MCO in contracting have been considered as part of the budget submission.
- ☒ **Proposition J Description, Summary, City Cost, Contract Cost:** Required for all existing and new Prop.
- ☒ **Interdepartmental Services Balancing:** Included Excel download of Department - IDS Form Balancing I
- ☒ **Organizational Charts:** Submission contains updated position-level organizational charts for your department, with indication if the position is filled (F) or vacant (V). Organizational charts also reflect
- ☒ **New Legislation:**
  - ☐ Included draft legislation that department would like to submit with the budget; or,
  - ☒ Draft legislation in progress at this time. A description of the proposed changes is included in the "Summary of Major Changes" table. A draft will be provided to the Mayor's Office by
- ☒ **Other Requests:** Submitted requests for the following item:
  - ☒ COIT (through a separate form - see page 31 of the budget instructions MS Word document)
  - ☒ Capital - CPC funded capital requests are made through the new budget system, BFM by 1/20

**For Chief Financial Officer/Budget Manager:**

I have reviewed the attached budget submission and affirm that all applicable forms checked off above are either included in this submission or have been submitted through the proper online forums.

Full Name: **Katharine Petrucione**

Signature: **Katharine E. Petrucione**  
Digitally signed by Katharine E. Petrucione  
DN: cn=Katharine E. Petrucione, o=City Administrator's  
Office, email=katharine.petrucione@elg.gov.org, c=US  
Date: 2023.02.21 12:15:54 -0800

## Table of Contents

(enable content and macros)

Sheet	Link
BUDGET SUBMISSION CHECKLIST	<a href="#">Go To Sheet</a>
Table of Contents	<a href="#">Go To Sheet</a>
1A Summary of Major Changes	<a href="#">Go To Sheet</a>
1B Department Budget Summary	<a href="#">Go To Sheet</a>
2A Revenue Report	<a href="#">Go To Sheet</a>
2B Fees & Fines	<a href="#">Go To Sheet</a>
2C Print Center No Parking Sign	<a href="#">Go To Sheet</a>
2C Print Center B&W Plan Set	<a href="#">Go To Sheet</a>
3A Expenditure Changes	<a href="#">Go To Sheet</a>
3B Position Changes	<a href="#">Go To Sheet</a>
4A Equipment Req	<a href="#">Go To Sheet</a>
4B Fleet Req	<a href="#">Go To Sheet</a>

**BUDGET FORM 1A: Summary of Major Changes**  
**FY 2023-24 and FY 2024-25**

**City Administrator's Office - Administrative Services**

Major Changes	Department Response to Major Changes
<b>1. SUMMARY.</b> What major changes is the department proposing? Clearly describe each change, including the fiscal impact of the proposal. Alternatively, you may submit a 1-2 page memo with your budget submission summarizing the major changes.	<p>The proposed budget meets General Fund cut targets while also:</p> <ul style="list-style-type: none"> <li>- Continuing to support economic recovery by positioning the Moscone Convention Center for increased tourism, making it easier to work with the City by improving the data sharing and transparency through the Permit Center, and sustaining ongoing construction and investment on Treasure Island</li> <li>- Improving internal city services to deliver better service to San Francisco residents and visitors, including simplifying contracting with the City</li> <li>- Making San Francisco more resilient against climate change, natural disasters, and cyberattacks</li> </ul>
<b>2. GENERAL FUND TARGET.</b> How did the department meet its target in each year? What are the high-level programmatic, operational, or staffing impacts of this proposed reduction? For non-GFS departments, please describe your strategy for absorbing cost increases or revenue reductions without adding new costs to the General Fund?	<p>The department emphasized meeting cut target in ways that would have the least impact on our core services. New budgeted revenue sources and higher attrition make up the majority of our solutions. For our non-General Fund departments, we made off-setting reductions where possible to balance external cost increases.</p>
<b>3. POSITIONS.</b> How are current year staffing levels and vacancies factored into your budget submission? What position changes is the department proposing to prioritize core service delivery while meeting the General Fund reduction target or NGF revenue reductions? Highlight any changes to FTE levels, budgeted attrition, temporary salaries, substitutions, and provide details in Form 3B.	<p>ADM increased attrition in a variety of programs to reflect the ongoing challenge of filling vacant positions while also making position requests and substitutions in programs to reflect service demand changes.</p>
<b>4. EXPENDITURES.</b> What major spending changes is the department proposing? Please provide information especially for any grant changes, major contract changes, personnel changes, or other changes that affect core services and functions. Highlight any changes related to major changes/initiatives as noted in the Summary section and provide details in Form 3A.	<p>Expenditure changes reflect the current inflationary markets for supplies and services for our insurance, fleet maintenance, building maintenance, and veterinary care purchases. They also reflect contracted annual increases in leases and current convention bookings.</p>
<b>5. REVENUES.</b> What revenue changes did the department submit? Please differentiate between General Fund and non-General Fund. This should match an Audit Trail, as shown in Form 2A Revenue Report, as well as, the Expenditure Report in Form 3A.	<p>Revenues continue to rebound from COVID19, with increased convention and event bookings providing additional sources. In addition, Animal Care and Control will implement software to enable licensing of all dogs in San Francisco with a corresponding increase in revenue.</p>
<b>6. LEGISLATION.</b> Is the department seeking to submit any legislation with the budget? Does the department's budget assume any revenues/expenditures that require a legislative change?	<p>Yes, we will have trailing legislation to reflect our efforts to improve the City contracting process, remove the tech marketplace fee, and update Print Center fees.</p>
<b>7. PROP J.</b> Identify existing Prop J Analyses that will continue, and if the department's budget proposes any NEW contracting out of work previously done by City workers.	<p>Prop Js for security, custodial, and convention facility management will continue. There is no new request.</p>
<b>8. TRANSFER OF FUNCTION.</b> Is the department requesting any Transfer of Functions of positions between departments? If so, please explain.	<p>Yes. The budget includes a transfer of ADA plan review and site inspection work from the Mayor's Office on Disability to the Department of Building Inspection.</p>
<b>9. INTERIM EXCEPTIONS.</b> Is the department requesting any interim exceptions (new positions that are 1.0 FTE rather than 0.79 in BY and .78 in BY +1)? If so, for what reason are is the request being made?	<p>No</p>
<b>10. BUDGET EQUITY.</b> How has the department considered equity in its budget proposal?	<p>The department continues to support the direct service delivery work done by several of our General Fund departments, including the Office of Labor Standards Enforcement, Mayor's Office on Disability, Office of Cannabis, Office of Transgender Initiatives, and the Office of Civic Engagement and Immigrant Affairs. In particular, by protecting them from attrition increases in order to continue optimal staffing levels for community-based work that supports residents facing inequity.</p>

## BUDGET FORM 1B: Department Budget Summary

### FY 2023-24 and FY 2024-25

**City Administrator's Office - Administrative Services**

Authorized Positions	2022-2023 Original Budget	2023-2024 Proposed Budget	Changes from 2022-2023	2024-2025 Proposed Budget	Changes from 2023-2024
Total Funded	1,030.44	1,047.48	17.05	1,041.54	(5.95)
Non-Operating Positions (CAP/Other)	(51.85)	(55.00)	(3.15)	(45.27)	9.73
<b>Net Operating Positions</b>	<b>978.59</b>	<b>992.48</b>	<b>13.90</b>	<b>996.27</b>	<b>3.78</b>

#### Sources

Business Taxes	2,500,000	2,500,000	0	2,500,000	0
Charges for Services	19,010,261	22,748,379	3,738,118	22,750,096	1,717
Expenditure Recovery	309,992,824	321,940,755	11,947,931	322,712,801	772,046
Fines, Forfeiture, & Penalties	525,000	625,000	100,000	925,000	300,000
Intergovernmental: Other	894,777	2,199,762	1,304,985	2,199,762	0
Intergovernmental: State	324,330	252,083	(72,247)	0	(252,083)
IntraFund Transfers In	1,000,000	1,000,000	0	1,000,000	0
Licenses, Permits, & Franchises	2,508,840	2,601,077	92,237	2,759,333	158,256
Other Financing Sources	42,759,168	0	(42,759,168)	0	0
Other Local Taxes	11,803,000	17,574,000	5,771,000	19,331,000	1,757,000
Other Revenues	26,839,509	18,168,890	(8,670,619)	19,093,081	924,191
Rents & Concessions	47,838,300	58,134,733	10,296,433	52,537,111	(5,597,622)
Transfer Adjustment-Source	(1,000,000)	(1,000,000)	0	(1,000,000)	0
Transfers In	55,395,989	51,634,643	(3,761,346)	51,919,825	285,182
Unappropriated Fund Balance	10,426,146	2,799,625	(7,626,521)	0	(2,799,625)
<b>General Funds</b>	<b>79,813,783</b>	<b>94,198,271</b>	<b>14,384,488</b>	<b>103,760,098</b>	<b>9,561,827</b>
<b>Sources Total</b>	<b>610631927</b>	<b>595377218</b>	<b>(15,254,709)</b>	<b>600,488,107</b>	<b>5,110,889</b>

#### Uses - Operating Expenditures

Salaries	121,103,959	127,753,234	6,649,275	133,658,879	5,905,645
Mandatory Fringe Benefits	48,240,290	47,168,294	(1,071,996)	47,296,564	128,270
Non-Personnel Services	197,739,492	202,127,108	4,387,616	205,701,468	3,574,360
City Grant Program	29,044,502	30,362,210	1,317,708	31,129,436	767,226
Capital Outlay	24,407,913	5,971,567	(18,436,346)	65,000	(5,906,567)
Debt Service	74,432,264	66,162,407	(8,269,857)	66,162,407	0
Intrafund Transfers Out	1,000,000	1,000,000	0	1,000,000	0
Materials & Supplies	18,968,232	18,316,249	(651,983)	18,125,638	(190,611)
Overhead and Allocations	7,571,509	7,571,509	0	7,571,509	0
Programmatic Projects	1,470,934	982,164	(488,770)	734,943	(247,221)
Services Of Other Depts	84,905,161	88,962,476	4,057,315	90,042,263	1,079,787
Transfers Out	2,517,421	0	(2,517,421)	0	0
Unappropriated Rev-Designated	230,250	0	(230,250)	0	0
Transfer Adjustment - Uses	(1,000,000)	(1,000,000)	0	(1,000,000)	0
<b>Uses Total</b>	<b>610,631,927</b>	<b>595,377,218</b>	<b>(15,254,709)</b>	<b>600,488,107</b>	<b>5,110,889</b>

#### Uses - By Division Description

ADM Administration	18,828,325	18,748,210	(80,115)	18,626,731	(121,479)
--------------------	------------	------------	----------	------------	-----------

ADM Animal Care And Control	9,962,893	10,188,996	226,103	10,302,079	113,083
ADM City Administrator Prog	135,179,019	117,103,325	(18,075,694)	117,928,369	825,044
ADM Community Invest-Infrastr	1	0	(1)	0	0
ADM Convention Facilities Mgmt	97,345,803	104,958,700	7,612,897	97,270,988	(7,687,712)
ADM Entertainment Commission	1,380,903	1,389,781	8,878	1,423,338	33,557
ADM Internal Services	334,045,956	329,422,797	(4,623,159)	341,403,420	11,980,623
ADM Medical Examiner	13,889,027	13,565,409	(323,618)	13,533,182	(32,227)
<b>Uses by Division Total</b>	<b>610,631,927</b>	<b>595,377,218</b>	<b>(15,254,709)</b>	<b>600,488,107</b>	<b>5,110,889</b>

BUDGET FORM 2A: Revenue Report

DEPARTMENT:  ADM

Please identify proposed revenue changes from the FY 2023-24 and FY 2024-25 Base Budget at the account level.

**Note:** To submit this information, run the **15.30.005c - Snapshot to Current Comparison by Stage (audit trail)** report from the budget system.

**Select the following criteria before running the report:**

- Snapshot: **Start of Dept**
- Budget Stages: **M2 Department Phase**
- Account Lvl 5: Filter for all Revenue Account Lvl 5 codes beginning with "4"
- GFS Type: Do not select a value.
- Do not select values for any other prompts.

For any proposed changes, provide an explanation in the **"Revenue Description & Explanation of Change"** column.

Please contact your Mayor's Office or Controller's Office Analyst if you need assistance running this report.

All submissions must be formatted appropriately so that printed copies are easily readable for the public.

Budget System Report 15.30.005 filtered on Regular Revenues														Total BY Revenue Variance: 2,479,176.00			Total BY+1 Revenue Variance: (1,552,011.00)			FORMULA	FILL IN	
GFS Type	Dept Grp	Division	Division Title	Dept ID	Dept ID Title	Fund	Fund Title	Project-Activity	Project Title	Activity Title	Authority	Authority Title	Account Lvl 5 Title	Account - Title	Start Dept Amt	End Dept Amt	Var Dept Amt	Start BY+1 Dept Amt	End BY+1 Dept Amt	Var BY+1 Dept Amt	Change submitted?	Revenue Description & Explanation of Change
GFS	ADM			228856	ADM Administration	10000	GF Annual Account Ctrl	10003081-0001	ADAD GSA Human Resources	GSAHR Operations	10000	Operating	4860ExpRec	486030 - Exp Rec Fr Admin Svcs (AAO)	\$593,770	\$589,347	(\$4,423)	\$593,770	\$608,131	\$14,361	YES	Updated cost distribution model
GFS	ADM			228856	ADM Administration	10000	GF Annual Account Ctrl	10003081-0001	ADAD GSA Human Resources	GSAHR Operations	10000	Operating	4860ExpRec	486600 - Exp Rec Fr Real Estate (AAO)	\$1,707,088	\$1,841,230	\$134,142	\$1,707,088	\$1,899,914	\$192,826	YES	
GFS	ADM			228856	ADM Administration	10000	GF Annual Account Ctrl	10003081-0001	ADAD GSA Human Resources	GSAHR Operations	10000	Operating	4860ExpRec	486710 - Exp Rec From Isd (AAO)	\$1,558,645	\$1,720,101	\$161,456	\$1,558,645	\$1,774,924	\$216,279	YES	
GFS	ADM			228856	ADM Administration	10000	GF Annual Account Ctrl	10003081-0002	ADAD GSA Human Resources	Better Work at ADM	10000	Operating	4860ExpRec	486030 - Exp Rec Fr Admin Svcs (AAO)	0	\$5,010	\$5,010	0	\$5,010	\$5,010	YES	
GFS	ADM			228856	ADM Administration	10000	GF Annual Account Ctrl	10003081-0002	ADAD GSA Human Resources	Better Work at ADM	10000	Operating	4860ExpRec	486600 - Exp Rec Fr Real Estate (AAO)	0	\$15,653	\$15,653	0	\$15,653	\$15,653	YES	
GFS	ADM			228856	ADM Administration	10000	GF Annual Account Ctrl	10003083-0001	ADAD City Administrator	ADM City Administrator	10000	Operating	4860ExpRec	486710 - Exp Rec From Isd (AAO)	\$247,579	\$234,177	(\$13,402)	\$247,579	\$234,177	(\$13,402)	YES	Updated revenue projections
GFS	ADM			274643	ADM Animal Care And Control	10000	GF Annual Account Ctrl	10003084-0001	ADAC Animal Care & Control	ACC Operations	10000	Operating	4200LicPrm	420911 - Dog License	\$410,000	\$502,312	\$92,312	\$410,000	\$660,568	\$250,568	YES	
GFS	ADM			274643	ADM Animal Care And Control	10000	GF Annual Account Ctrl	10003084-0001	ADAC Animal Care & Control	ACC Operations	10000	Operating	4750OthRev	478201 - Private Grants	\$152,691	\$189,928	\$37,237	\$152,691	\$189,928	\$37,237	YES	
GFS	ADM	296644	ADM Internal Services	210661	ADM Data Policy and Privacy	10060	GF Work Order	10034952-0001	ADDP Data Policy and Privacy	Open Data	10002	Interdepartmental-Overhead	4860ExpRec	486710 - Exp Rec From Isd (AAO)	\$1,452,647	\$0	(\$1,452,647)	\$1,452,647	\$0	(\$1,452,647)	YES	
GFS	ADM	296644	ADM Internal Services	210661	ADM Data Policy and Privacy	10060	GF Work Order	10034952-0001	ADDP Data Policy and Privacy	Open Data	10002	Interdepartmental-Overhead	4860ExpRec	487230 - Exp Rec From Isd (Non-AAO)	\$34,687	\$0	(\$34,687)	\$34,687	\$0	(\$34,687)	YES	
GFS	ADM	296644	ADM Internal Services	232177	ADM OCA - Procurement	10000	GF Annual Account Ctrl	10003069-0001	ADCA Contract Administration	OCA Operations	10000	Operating	4750OthRev	476251 - Sale Of Scrap And Waste	\$575,000	\$0	(\$575,000)	\$575,000	\$0	(\$575,000)	YES	Change in program structure
GFS	ADM	296644	ADM Internal Services	232177	ADM OCA - Procurement	10000	GF Annual Account Ctrl	10003069-0001	ADCA Contract Administration	OCA Operations	10000	Operating	4750OthRev	479999 - Other Non-Operating Revenue	\$1,147,845	\$0	(\$1,147,845)	\$1,147,845	\$0	(\$1,147,845)	YES	
GFS	ADM	296644	ADM Internal Services	232177	ADM OCA - Procurement	10000	GF Annual Account Ctrl	10003069-0001	ADCA Contract Administration	OCA Operations	10000	Operating	4860ExpRec	486070 - Exp Rec Fr Assessor (AAO)	\$155,380	\$0	(\$155,380)	\$155,380	\$0	(\$155,380)	YES	
GFS	ADM	296644	ADM Internal Services	232177	ADM OCA - Procurement	10000	GF Annual Account Ctrl	10003069-0001	ADCA Contract Administration	OCA Operations	10000	Operating	4860ExpRec	486190 - Exp Rec Fr Child;Youth&Fam AAO	\$70,341	\$0	(\$70,341)	\$70,341	\$0	(\$70,341)	YES	
GFS	ADM	296644	ADM Internal Services	232177	ADM OCA - Procurement	10000	GF Annual Account Ctrl	10003069-0001	ADCA Contract Administration	OCA Operations	10000	Operating	4860ExpRec	486370 - Exp Rec Fr Comm Health Svc AAO	\$232,995	\$0	(\$232,995)	\$232,995	\$0	(\$232,995)	YES	
GFS	ADM	296644	ADM Internal Services	232177	ADM OCA - Procurement	10000	GF Annual Account Ctrl	10003069-0001	ADCA Contract Administration	OCA Operations	10000	Operating	4860ExpRec	486690 - Exp Rec Fr Human Services AAO	\$276,987	\$0	(\$276,987)	\$276,987	\$0	(\$276,987)	YES	Reflects increased costs
GFS	ADM	296644	ADM Internal Services	232177	ADM OCA - Procurement	10060	GF Work Order	10003069-0001	ADCA Contract Administration	OCA Operations	10002	Interdepartmental-Overhead	4750OthRev	476251 - Sale Of Scrap And Waste	0	\$575,000	\$575,000	0	\$575,000	\$575,000	YES	
GFS	ADM	296644	ADM Internal Services	232177	ADM OCA - Procurement	10060	GF Work Order	10003069-0001	ADCA Contract Administration	OCA Operations	10002	Interdepartmental-Overhead	4860ExpRec	486190 - Exp Rec Fr Child;Youth&Fam AAO	0	\$70,341	\$70,341	0	\$70,341	\$70,341	YES	
GFS	ADM	296644	ADM Internal Services	232177	ADM OCA - Procurement	10060	GF Work Order	10003069-0001	ADCA Contract Administration	OCA Operations	10002	Interdepartmental-Overhead	4860ExpRec	486370 - Exp Rec Fr Comm Health Svc AAO	0	\$232,995	\$232,995	0	\$232,995	\$232,995	YES	
GFS	ADM	296645	ADM City Administrator Prog	207644	ADM 311 Customer Service Ctr	10000	GF Annual Account Ctrl	10003071-0001	AD3C 311 Call Center	311 Operations	10000	Operating	4860ExpRec	486570 - Exp Rec Fr Rent ArbttrnBd AAO	\$330,000	\$425,100	\$95,100	\$330,000	\$437,127	\$107,127	YES	
GFS	ADM	296645	ADM City Administrator Prog	207645	ADM Capital Planning	10020	GF Continuing Authority Ctrl	10022481-0006	ADCP Capital Planning Program	Capital Planning Operations	16632	PW Capital Planning	4860ExpRec	486230 - Exp Rec Fr City Planning (AAO)	\$137,868	\$94,603	(\$43,265)	\$137,868	\$97,165	(\$40,703)	YES	Reduction in service level
GFS	ADM	296645	ADM City Administrator Prog	207649	ADM Disability Access	10000	GF Annual Account Ctrl	10003090-0001	ADDA Disability Access	Disability Access Operations	10000	Operating	4600C4Svcs	461101 - Plan Checking	\$350,000	\$0	(\$350,000)	\$350,000	\$0	(\$350,000)	YES	Transfer of program functions
GFS	ADM	296645	ADM City Administrator Prog	207649	ADM Disability Access	10000	GF Annual Account Ctrl	10003090-0001	ADDA Disability Access	Disability Access Operations	10000	Operating	4860C4Rec	486110 - Exp Rec Fr Bldg Inspection AAO	\$160,000	\$0	(\$160,000)	\$160,000	\$0	(\$160,000)	YES	
GFS	ADM	296645	ADM City Administrator Prog	207652	ADM Labor Standards	10000	GF Annual Account Ctrl	10003086-0001	ADLS Labor Standards	Labor Standards Operations	10000	Operating	4250FinF&P	425940 - OfficeOfLabor StdEnforcmntPenal	\$425,000	\$525,000	\$100,000	\$425,000	\$825,000	\$400,000	YES	Reflects revenue trends
GFS	ADM	296645	ADM City Administrator Prog	207652	ADM Labor Standards	10000	GF Annual Account Ctrl	10003086-0001	ADLS Labor Standards	Labor Standards Operations	10000	Operating	4860ExpRec	486450 - Exp Rec From Mohcd	\$219,527	\$225,997	\$6,470	\$219,527	\$231,539	\$12,012	YES	Reflects increased costs
GFS	ADM	296645	ADM City Administrator Prog	208671	ADM Digital Services	10020	GF Continuing Authority Ctrl	10022322-0001	ADDS Digital Services Program	Digital Services Operations	16537	AD Digital Services Program	4860ExpRec	486450 - Exp Rec From Mohcd	\$2,316,886	\$2,366,985	\$50,099	\$2,316,886	\$2,428,165	\$111,279	YES	Updated cost distribution model
GFS	ADM	296645	ADM City Administrator Prog	208671	ADM Digital Services	10020	GF Continuing Authority Ctrl	10022322-0001	ADDS Digital Services Program	Digital Services Operations	16537	AD Digital Services Program	4860ExpRec	486600 - Exp Rec Fr Real Estate (AAO)	\$1,477,400	\$604,208	(\$873,192)	\$1,477,400	\$619,503	(\$857,897)	YES	
GFS	ADM	296645	ADM City Administrator Prog	208671	ADM Digital Services	10020	GF Continuing Authority Ctrl	10022322-0001	ADDS Digital Services Program	Digital Services Operations	16537	AD Digital Services Program	4860ExpRec	486710 - Exp Rec From Isd (AAO)	\$6,148,970	\$7,259,680	\$1,110,710	\$6,148,970	\$7,768,460	\$1,619,490	YES	
GFS	ADM	296645	ADM City Administrator Prog	208671	ADM Digital Services	10020	GF Continuing Authority Ctrl	10022322-0003	ADDS Digital Services Program	DataSf	16537	AD Digital Services Program	4860ExpRec	486710 - Exp Rec From Isd (AAO)	0	\$1,473,368	\$1,473,368	0	\$1,497,639	\$1,497,639	YES	
GFS	ADM	296645	ADM City Administrator Prog	208671	ADM Digital Services	10020	GF Continuing Authority Ctrl	10022322-0003	ADDS Digital Services Program	DataSf	16537	AD Digital Services Program	4860ExpRec	487230 - Exp Rec From Isd (Non-AAO)	0	\$41,230	\$41,230	0	\$51,328	\$51,328	YES	

GFS Type	Dept Grp	Division	Division Title	Dept ID	Dept ID Title	Fund	Fund Title	Project-Activity	Project Title	Activity Title	Authority	Authority Title	Account Lvl 5 Title	Account - Title	Start Dept Amt	End Dept Amt	Var Dept Amt	Start BY+1 Dept Amt	End BY+1 Dept Amt	Var BY+1 Dept Amt	Change submitted?	Revenue Description & Explanation of Change
NGFS	ADM			278641	ADM Convention Facilities Mgmt	11430	SR Conv Fac Fd-Operating	10003073-0001	ADTE Convention Facilities	Convention Operations	10000	Operating	4350Rent&C	435701 - Convention Facilities - Rentl	\$13,019,656	\$11,420,948	(\$1,598,708)	\$13,019,656	\$9,806,168	(\$3,213,488)	YES	Updated revenue projections
NGFS	ADM			278641	ADM Convention Facilities Mgmt	11430	SR Conv Fac Fd-Operating	10003073-0001	ADTE Convention Facilities	Convention Operations	10000	Operating	4350Rent&C	435702 - Convention Facilities-Concess	\$18,476,845	\$21,506,445	\$3,029,600	\$18,476,845	\$17,502,875	(\$973,970)	YES	
NGFS	ADM	296644	ADM Internal Services	228875	ADM Real Estate Division	14300	SR Real Property	10001302-0007	ADRE Real Estate Operations	City Hall	17378	Real Estate Real Property Fund	4350Rent&C	439899 - Other City Property Rentals	\$1,700,000	\$2,100,000	\$400,000	\$1,700,000	\$2,100,000	\$400,000	YES	Updated revenue projections
NGFS	ADM	296644	ADM Internal Services	228875	ADM Real Estate Division	14300	SR Real Property	10001302-0009	ADRE Real Estate Operations	Hall of Justice	17378	Real Estate Real Property Fund	4490GROth	449998 - City Depts Revenue From CRT	\$882,280	\$994,500	\$112,220	\$882,280	\$994,500	\$112,220	YES	
NGFS	ADM	296644	ADM Internal Services	228875	ADM Real Estate Division	14300	SR Real Property	10001302-0010	ADRE Real Estate Operations	25 Van Ness Building	17378	Real Estate Real Property Fund	4350Rent&C	439899 - Other City Property Rentals	\$110,743	\$50,000	(\$60,743)	\$110,743	\$114,065	\$3,322	YES	
NGFS	ADM	296644	ADM Internal Services	228875	ADM Real Estate Division	14300	SR Real Property	10001302-0011	ADRE Real Estate Operations	1 South Van Ness Building	17378	Real Estate Real Property Fund	4860ExpRec	486565 - Exp Rec Fr Police AccbtlyAAO	0	\$765,515	\$765,515	0	\$765,515	\$765,515	YES	
NGFS	ADM	296644	ADM Internal Services	228875	ADM Real Estate Division	14300	SR Real Property	10001302-0014	ADRE Real Estate Operations	Bill Graham Civic Auditorium	17378	Real Estate Real Property Fund	4350Rent&C	439899 - Other City Property Rentals	\$340,000	\$409,336	\$69,336	\$340,000	\$420,701	\$80,701	YES	
NGFS	ADM	296644	ADM Internal Services	228875	ADM Real Estate Division	14300	SR Real Property	10001302-0023	ADRE Real Estate Operations	Property Management	17378	Real Estate Real Property Fund	499908egfB	499999 - Beg Fund Balance - Budget Only	0	\$86,884	\$86,884	0	\$0	\$0	YES	
NGFS	ADM	296644	ADM Internal Services	228875	ADM Real Estate Division	14300	SR Real Property	10001302-0036	ADRE Real Estate Operations	88 5th Street Building	17378	Real Estate Real Property Fund	4350Rent&C	439899 - Other City Property Rentals	\$291,000	\$342,880	\$51,880	\$291,000	\$352,364	\$61,364	YES	
NGFS	ADM	296644	ADM Internal Services	228875	ADM Real Estate Division	14300	SR Real Property	10001302-0037	ADRE Real Estate Operations	1099 Sunnydale Ave Building	17378	Real Estate Real Property Fund	4350Rent&C	439899 - Other City Property Rentals	\$138,038	\$132,815	(\$5,223)	\$138,038	\$136,691	(\$1,347)	YES	
NGFS	ADM	296644	ADM Internal Services	228875	ADM Real Estate Division	14300	SR Real Property	10001302-0038	ADRE Real Estate Operations	50 Raymond Ave Building	17378	Real Estate Real Property Fund	4350Rent&C	439899 - Other City Property Rentals	\$21,069	\$22,122	\$1,053	\$21,069	\$23,229	\$2,160	YES	
NGFS	ADM	296644	ADM Internal Services	228875	ADM Real Estate Division	14300	SR Real Property	10001302-0039	ADRE Real Estate Operations	66 Raymond Ave Building	17378	Real Estate Real Property Fund	4350Rent&C	439899 - Other City Property Rentals	\$46,272	\$48,586	\$2,314	\$46,272	\$51,015	\$4,743	YES	
NGFS	ADM	296644	ADM Internal Services	228875	ADM Real Estate Division	14300	SR Real Property	10001302-0041	ADRE Real Estate Operations	Markets	17378	Real Estate Real Property Fund	4350Rent&C	439899 - Other City Property Rentals	\$283,616	\$222,700	(\$60,916)	\$283,616	\$253,762	(\$29,854)	YES	
NGFS	ADM	296644	ADM Internal Services	228875	ADM Real Estate Division	14300	SR Real Property	10001302-0041	ADRE Real Estate Operations	Markets	17378	Real Estate Real Property Fund	4600C4SvcS	460684 - Farmers Market Fee	\$865,237	\$927,257	\$62,020	\$865,237	\$928,974	\$63,737	YES	
NGFS	ADM	296644	ADM Internal Services	228875	ADM Real Estate Division	14400	SR Yerba Buena Gardens	10024366-0006	Yerba Buena Gardens Projects	VSC Sports Inc	20307	Yerba Buena Gardens Operations	4350Rent&C	439899 - Other City Property Rentals	\$351,332	\$401,337	\$50,005	\$351,332	\$401,337	\$50,005	YES	Updated revenue projections
NGFS	ADM	296644	ADM Internal Services	228875	ADM Real Estate Division	14400	SR Yerba Buena Gardens	10024366-0007	Yerba Buena Gardens Projects	Gourmet Provisions, LLC	20307	Yerba Buena Gardens Operations	4350Rent&C	439899 - Other City Property Rentals	\$90,721	\$0	(\$90,721)	\$90,721	\$0	(\$90,721)	YES	
NGFS	ADM	296644	ADM Internal Services	228875	ADM Real Estate Division	14400	SR Yerba Buena Gardens	10024366-0008	Yerba Buena Gardens Projects	Star-West Metreon, LLC	20307	Yerba Buena Gardens Operations	4350Rent&C	439899 - Other City Property Rentals	\$3,616,812	\$6,801,030	\$3,184,218	\$3,616,812	\$6,801,030	\$3,184,218	YES	
NGFS	ADM	296644	ADM Internal Services	228875	ADM Real Estate Division	14400	SR Yerba Buena Gardens	10024366-0009	Yerba Buena Gardens Projects	CB-1 Commercial Co LLC	20307	Yerba Buena Gardens Operations	4350Rent&C	439899 - Other City Property Rentals	\$376,580	\$421,570	\$44,990	\$376,580	\$421,570	\$44,990	YES	
NGFS	ADM	296644	ADM Internal Services	228875	ADM Real Estate Division	14400	SR Yerba Buena Gardens	10024366-0010	Yerba Buena Gardens Projects	Samovar Tea Lounge Yerba Buena	20307	Yerba Buena Gardens Operations	4350Rent&C	439899 - Other City Property Rentals	\$99,916	\$0	(\$99,916)	\$99,916	\$0	(\$99,916)	YES	
NGFS	ADM	296644	ADM Internal Services	228875	ADM Real Estate Division	14400	SR Yerba Buena Gardens	10024366-0012	Yerba Buena Gardens Projects	YBG Other	20307	Yerba Buena Gardens Operations	4350Rent&C	439899 - Other City Property Rentals	\$303,775	\$729,698	\$425,923	\$303,775	\$729,698	\$425,923	YES	
NGFS	ADM	296644	ADM Internal Services	228875	ADM Real Estate Division	14400	SR Yerba Buena Gardens	10024366-0017	Yerba Buena Gardens Projects	706M & St Regis GMOs	20307	Yerba Buena Gardens Operations	4750OthRev	479994 - Developer Exactions	\$516,917	\$532,424	\$15,507	\$516,917	\$532,424	\$15,507	YES	
NGFS	ADM	296644	ADM Internal Services	228875	ADM Real Estate Division	14400	SR Yerba Buena Gardens	10024366-0018	Yerba Buena Gardens Projects	B Restaurant, LLC	20307	Yerba Buena Gardens Operations	4350Rent&C	439899 - Other City Property Rentals	0	\$131,937	\$131,937	0	\$131,937	\$131,937	YES	
NGFS	ADM	296644	ADM Internal Services	228875	ADM Real Estate Division	14400	SR Yerba Buena Gardens	10024366-0019	Yerba Buena Gardens Projects	Joyride	20307	Yerba Buena Gardens Operations	4350Rent&C	439899 - Other City Property Rentals	0	\$129,429	\$129,429	0	\$129,429	\$129,429	YES	
NGFS	ADM	296644	ADM Internal Services	228875	ADM Real Estate Division	14400	SR Yerba Buena Gardens	10035149-0004	ADRE YBG Projects	Transfer Payment (Condo Sale	17379	Yerba Buena Gardens Project	4750OthRev	479994 - Developer Exactions	\$250,000	\$0	(\$250,000)	\$250,000	\$0	(\$250,000)	YES	Structural change
NGFS	ADM	296644	ADM Internal Services	228875	ADM Real Estate Division	14400	SR Yerba Buena Gardens	10035149-0006	ADRE YBG Projects	SOMA Open Space Fee	17379	Yerba Buena Gardens Project	4750OthRev	479994 - Developer Exactions	\$287,510	\$0	(\$287,510)	\$287,510	\$0	(\$287,510)	YES	
NGFS	ADM	296644	ADM Internal Services	228880	ADM ReproMail	28310	ISOIS REPRODUCTION FUND	10003088-0001	ADRP Repromail	Repromail Operations	10000	Operating	4860ExpRec	486565 - Exp Rec Fr Police AccbtlyAAO	\$6,101	\$12,202	\$6,101	\$6,101	\$12,202	\$6,101	YES	Requested work order change
NGFS	ADM	296644	ADM Internal Services	228880	ADM ReproMail	28310	ISOIS REPRODUCTION FUND	10003088-0001	ADRP Repromail	Repromail Operations	10000	Operating	4860ExpRec	486671 - Exp Rec Fr SDA-Accountability	0	\$3,000	\$3,000	0	\$3,000	\$3,000	YES	
NGFS	ADM	296644	ADM Internal Services	228880	ADM ReproMail	28310	ISOIS REPRODUCTION FUND	10003088-0001	ADRP Repromail	Repromail Operations	10000	Operating	499908egfB	499999 - Beg Fund Balance - Budget Only	0	\$103,158	\$103,158	0	\$0	\$0	YES	Supporting one-time cost
NGFS	ADM	296644	ADM Internal Services	232178	ADM Fleet Management	27500	ISCSF CENTRAL SHOPS FUND	10001625-0001	ADFM Fleet Management	Fleet Management Operations	10000	Operating	4860ExpRec	486565 - Exp Rec Fr Police AccbtlyAAO	\$3,455	\$6,893	\$3,438	\$3,455	\$6,893	\$3,438	YES	Requested work order change
NGFS	ADM	296644	ADM Internal Services	232178	ADM Fleet Management	27500	ISCSF CENTRAL SHOPS FUND	10001625-0001	ADFM Fleet Management	Fleet Management Operations	10000	Operating	499908egfB	499999 - Beg Fund Balance - Budget Only	0	\$184,402	\$184,402	0	\$0	\$0	YES	Supporting one-time cost
NGFS	ADM	296645	ADM City Administrator Prog	207645	ADM Capital Planning	10493	SR Union Sq Prk, Rec, OS fee	10035488-0001	ADCP Union Sq Prk, Rec, OS	Fee Revenue	21146	Union Sq Prk, Rec, OS fee	499908egfB	499999 - Beg Fund Balance - Budget Only	0	\$215,331	\$215,331	0	\$0	\$0	YES	Budgeting past actuals
NGFS	ADM	296645	ADM City Administrator Prog	207648	ADM County Clerk	12650	SR Vital & Hlth Stat Fees	10023267-0001	HA Vital & Health Stats Fd	Vital & Health Stats Fund	17083	HC Vital & Health Stats Fd	4600C4SvcS	463508 - Other Health Fee	\$80,000	\$86,000	\$6,000	\$80,000	\$86,000	\$6,000	YES	
NGFS	ADM	296645	ADM City Administrator Prog	207651	ADM Neighb Beautification	10670	SR Eastern Neighborhood CI	10001290-0001	ADNB CCG IPIPC Partnership	Eastern Neighborhoods Grant	10804	AD Adm - Inter-agency Planning	4750OthRev	475415 - Community ImprovementImpactFee	\$200,000	\$0	(\$200,000)	\$200,000	\$0	(\$200,000)	YES	End of program
NGFS	ADM	296645	ADM City Administrator Prog	207655	ADM Treasure Island Dev Auth	31920	TI Continuing Authority Ctrl	10001292-0001	ADTI Treasure Island DevAuth	TIDA Operations	16525	AD Treasure Island Project	4350Rent&C	439532 - Tidelands Property Rentals	\$5,940,000	\$7,000,000	\$1,060,000	\$5,940,000	\$7,000,000	\$1,060,000	YES	Reflects revenue trends

GFS Type	Dept Grp	Division	Division Title	Dept ID	Dept ID Title	Fund	Fund Title	Project-Activity	Project Title	Activity Title	Authority	Authority Title	Account Lvl 5 Title	Account - Title	Start Dept Amt	End Dept Amt	Var Dept Amt	Start BY+1 Dept Amt	End BY+1 Dept Amt	Var BY+1 Dept Amt	Change submitted?	Revenue Description & Explanation of Change
NGFS	ADM	296645	ADM City Administrator Prog	207655	ADM Treasure Island Dev Auth	31920	TI Continuing Authority Ctrl	10001292-0001	ADTI Treasure Island DevAuth	TIDA Operations	16525	AD Treasure Island Project	4350Rent&C	439535 - Common Areas Maintenance Fees	\$1,732,540	\$1,732,540	\$0	\$1,732,540	\$1,629,880	(\$102,660)	YES	
NGFS	ADM	296645	ADM City Administrator Prog	207655	ADM Treasure Island Dev Auth	31920	TI Continuing Authority Ctrl	10001292-0001	ADTI Treasure Island DevAuth	TIDA Operations	16525	AD Treasure Island Project	4350Rent&C	439899 - Other City Property Rentals	\$1,800,000	\$1,400,000	(\$400,000)	\$1,800,000	\$1,400,000	(\$400,000)	YES	
NGFS	ADM	296645	ADM City Administrator Prog	207655	ADM Treasure Island Dev Auth	31920	TI Continuing Authority Ctrl	10001292-0001	ADTI Treasure Island DevAuth	TIDA Operations	16525	AD Treasure Island Project	4600C4Svc	469999 - Other Operating Revenue	\$250,000	\$532,460	\$282,460	\$250,000	\$532,460	\$282,460	YES	
NGFS	ADM	296645	ADM City Administrator Prog	207655	ADM Treasure Island Dev Auth	31920	TI Continuing Authority Ctrl	10001292-0001	ADTI Treasure Island DevAuth	TIDA Operations	16525	AD Treasure Island Project	4750OthRev	479994 - Developer Exactions	\$18,611,305	\$16,871,538	(\$1,739,767)	\$18,611,305	\$17,225,440	(\$1,385,865)	YES	
NGFS	ADM	296645	ADM City Administrator Prog	207655	ADM Treasure Island Dev Auth	31920	TI Continuing Authority Ctrl	10033253-0001	ADTI Treasure Island Art Fee	TI Art Fees	20275	AD Treasure Island Art Fee	4750OthRev	479994 - Developer Exactions	\$1,990,000	\$0	(\$1,990,000)	\$1,990,000	\$570,289	(\$1,419,711)	YES	Requested work order change
NGFS	ADM	296645	ADM City Administrator Prog	267664	ADM Grants For The Arts	11802	SR Culture & Rec Hotel Tax	10003078-0001	ADGA Grants for the Arts	Grants for the Arts Operations	20451	Grants For the Arts	4860ExpRec	486060 - Exp Rec Fr Art Commission AAO	0	\$25,000	\$25,000	0	\$25,000	\$25,000	YES	



Page 9

Item	Fee Item	Description	Code	Authorizations	Auto Adj	Account Code	Account Title	Fund Code	Fund Title	Authority Code	Authority Title	Department Code	Department Title	Project Code	Project Title	Activity Code	Activity Title	Unit Base (e.g. per sq. ft.)	FY 2022-23 Fee**	FY 2022-23 Unit Base (Est.)	FY 2022-23 Revenue Proposed	FY 2022-23 Cost Recovery (Est.)	FY 2023-24 Fee	FY 2023-24 Unit Base (Est.)	FY 2023-24 Revenue Proposed	FY 2023-24 Cost Recovery (Est.)	FY 2024-25 Fee**	FY 2024-25 Unit Base (Est.)	FY 2024-25 Revenue Proposed	FY 2024-25 Cost Recovery (Est.)	Fiscal Year of Last Increase	Fee Prior to Last Increase
7	C	Caravans Event (estimated attendance of 2000-2500 people or more)	Business & Tax	422399	Yes	422399	Business & Tax	10010	GP Annual Authority Cnt	10000	AD Office of Cannabis	210100	ADM Office of Cannabis	10021101	AD Office of Cannabis	1	Office of Cannabis	Per event	\$ 1,626.00	\$ -	\$ -	\$ -	\$ 1,710.01	\$ -	\$ -	\$ -	\$ 1,707.03	\$ -	\$ -	\$ -	NA	\$ -
8	C	Caravans Event (estimated attendance of 2000-2500 people or more)	Business & Tax	422399	Yes	422399	Business & Tax	10010	GP Annual Authority Cnt	10000	AD Office of Cannabis	210100	ADM Office of Cannabis	10021101	AD Office of Cannabis	1	Office of Cannabis	Per event	\$ 3,252.01	\$ -	\$ -	\$ -	\$ 3,436.02	\$ -	\$ -	\$ -	\$ 3,530.07	\$ -	\$ -	\$ -	NA	\$ -
<b>Cannabis Club</b>																																
1	C	Public meeting license	Administrative Code Chapter 8 Sec 8.3.1	Yes	420201	Marriage License	10000	GP Annual Authority Cnt	10000	Operating	207040	ADM County Clerk	10002000	ADCC County Clerk	0001	County Clerk Operations	Per License	\$ 80.04	\$ -	\$ -	\$ -	\$ 80.37	\$ -	\$ -	\$ -	\$ 87.84	\$ -	\$ -	\$ -	2004	\$ -	
2	C	Confidential marriage license	Administrative Code Chapter 8 Sec 8.3.1	Yes	420201	Marriage License	10000	GP Annual Authority Cnt	10000	Operating	207040	ADM County Clerk	10002000	ADCC County Clerk	0001	County Clerk Operations	Per License	\$ 80.04	\$ -	\$ -	\$ -	\$ 80.37	\$ -	\$ -	\$ -	\$ 87.84	\$ -	\$ -	\$ -	2004	\$ -	
3	C	Domestic Partnership Filing	Administrative Code Chapter 8 Sec 8.3.1	Yes	420120	County Clerk Fees	10000	GP Annual Authority Cnt	10000	Operating	207040	ADM County Clerk	10002000	ADCC County Clerk	0001	County Clerk Operations	Per Filing	\$ 65.00	\$ -	\$ -	\$ -	\$ 66.74	\$ -	\$ -	\$ -	\$ 70.73	\$ -	\$ -	\$ -	2004	\$ -	
4	C	Duplicate copy of marriage license	Administrative Code Chapter 8 Sec 8.3.1	Yes	420120	County Clerk Fees	10000	GP Annual Authority Cnt	10000	Operating	207040	ADM County Clerk	10002000	ADCC County Clerk	0001	County Clerk Operations	Per copy	\$ 26.25	\$ -	\$ -	\$ -	\$ 27.72	\$ -	\$ -	\$ -	\$ 28.52	\$ -	\$ -	\$ -	2004	\$ -	
5	C	Arrival to marriage license	Administrative Code Chapter 8 Sec 8.3.1	Yes	420120	County Clerk Fees	10000	GP Annual Authority Cnt	10000	Operating	207040	ADM County Clerk	10002000	ADCC County Clerk	0001	County Clerk Operations	Per arrival	\$ 32.00	\$ -	\$ -	\$ -	\$ 34.37	\$ -	\$ -	\$ -	\$ 35.38	\$ -	\$ -	\$ -	2004	\$ -	
6	C	Marriage license certificate	Administrative Code Chapter 8 Sec 8.3.1	Yes	420120	County Clerk Fees	10000	GP Annual Authority Cnt	10000	Operating	207040	ADM County Clerk	10002000	ADCC County Clerk	0001	County Clerk Operations	Per certificate	\$ 8.40	\$ -	\$ -	\$ -	\$ 8.87	\$ -	\$ -	\$ -	\$ 9.15	\$ -	\$ -	\$ -	2004	\$ -	
7	C	Performance of intermarriage ceremony	Administrative Code Chapter 8 Sec 8.3.1	Yes	420120	County Clerk Fees	10000	GP Annual Authority Cnt	10000	Operating	207040	ADM County Clerk	10002000	ADCC County Clerk	0001	County Clerk Operations	Per ceremony	\$ 67.04	\$ -	\$ -	\$ -	\$ 103.10	\$ -	\$ -	\$ -	\$ 108.09	\$ -	\$ -	\$ -	2004	\$ -	
8	C	Performance of intermarriage ceremony	Administrative Code Chapter 8 Sec 8.3.1	Yes	420120	County Clerk Fees	10000	GP Annual Authority Cnt	10000	Operating	207040	ADM County Clerk	10002000	ADCC County Clerk	0001	County Clerk Operations	Per ceremony	\$ 161.00	\$ -	\$ -	\$ -	\$ 170.73	\$ -	\$ -	\$ -	\$ 175.00	\$ -	\$ -	\$ -	2004	\$ -	
9	C	Presence of authority to perform ceremony and oath	Administrative Code Chapter 8 Sec 8.3.1	Yes	420120	County Clerk Fees	10000	GP Annual Authority Cnt	10000	Operating	207040	ADM County Clerk	10002000	ADCC County Clerk	0001	County Clerk Operations	Per authority	\$ 181.00	\$ -	\$ -	\$ -	\$ 170.73	\$ -	\$ -	\$ -	\$ 175.00	\$ -	\$ -	\$ -	2004	\$ -	
10	C	Filing Affidavit	Administrative Code Chapter 8 Sec 8.3.1	Yes	420120	County Clerk Fees	10000	GP Annual Authority Cnt	10000	Operating	207040	ADM County Clerk	10002000	ADCC County Clerk	0001	County Clerk Operations	Per Affidavit	\$ 58.04	\$ -	\$ -	\$ -	\$ 63.19	\$ -	\$ -	\$ -	\$ 65.03	\$ -	\$ -	\$ -	2004	\$ -	
11	C	Additional name or registered in business license	Administrative Code Chapter 8 Sec 8.3.1	Yes	420120	County Clerk Fees	10000	GP Annual Authority Cnt	10000	Operating	207040	ADM County Clerk	10002000	ADCC County Clerk	0001	County Clerk Operations	Per name	\$ 14.70	\$ -	\$ -	\$ -	\$ 15.52	\$ -	\$ -	\$ -	\$ 16.57	\$ -	\$ -	\$ -	2004	\$ -	
12	C	Filing Affidavit of jurisdiction of business	Administrative Code Chapter 8 Sec 8.3.1	Yes	420120	County Clerk Fees	10000	GP Annual Authority Cnt	10000	Operating	207040	ADM County Clerk	10002000	ADCC County Clerk	0001	County Clerk Operations	Per filing	\$ 9.40	\$ -	\$ -	\$ -	\$ 9.98	\$ -	\$ -	\$ -	\$ 10.27	\$ -	\$ -	\$ -	2004	\$ -	
13	C	Withdrawing permit to operate business	Administrative Code Chapter 8 Sec 8.3.1	Yes	420120	County Clerk Fees	10000	GP Annual Authority Cnt	10000	Operating	207040	ADM County Clerk	10002000	ADCC County Clerk	0001	County Clerk Operations	Per withdrawal	\$ 48.00	\$ -	\$ -	\$ -	\$ 51.00	\$ -	\$ -	\$ -	\$ 52.40	\$ -	\$ -	\$ -	2004	\$ -	
14	C	Renewal of permit to operate business	Administrative Code Chapter 8 Sec 8.3.1	Yes	420120	County Clerk Fees	10000	GP Annual Authority Cnt	10000	Operating	207040	ADM County Clerk	10002000	ADCC County Clerk	0001	County Clerk Operations	Per extension	\$ 48.00	\$ -	\$ -	\$ -	\$ 51.00	\$ -	\$ -	\$ -	\$ 52.40	\$ -	\$ -	\$ -	2004	\$ -	
15	C	Renewal of permit to operate business	Administrative Code Chapter 8 Sec 8.3.1	Yes	420120	County Clerk Fees	10000	GP Annual Authority Cnt	10000	Operating	207040	ADM County Clerk	10002000	ADCC County Clerk	0001	County Clerk Operations	Per permit	\$ 19.00	\$ -	\$ -	\$ -	\$ 21.06	\$ -	\$ -	\$ -	\$ 21.68	\$ -	\$ -	\$ -	2004	\$ -	
16	C	Filing, recording, recording or withdrawing power	Administrative Code Chapter 8 Sec 8.3.1	Yes	420120	County Clerk Fees	10000	GP Annual Authority Cnt	10000	Operating	207040	ADM County Clerk	10002000	ADCC County Clerk	0001	County Clerk Operations	Per filing	\$ 44.00	\$ -	\$ -	\$ -	\$ 45.50	\$ -	\$ -	\$ -	\$ 47.51	\$ -	\$ -	\$ -	2004	\$ -	
17	C	Filing Affidavit of jurisdiction of business	Administrative Code Chapter 8 Sec 8.3.1	Yes	420120	County Clerk Fees	10000	GP Annual Authority Cnt	10000	Operating	207040	ADM County Clerk	10002000	ADCC County Clerk	0001	County Clerk Operations	Per filing	\$ 11.24	\$ -	\$ -	\$ -	\$ 12.24	\$ -	\$ -	\$ -	\$ 12.56	\$ -	\$ -	\$ -	2004	\$ -	
18	C	Process server identification card	Administrative Code Chapter 8 Sec 8.3.1	Yes	420120	County Clerk Fees	10000	GP Annual Authority Cnt	10000	Operating	207040	ADM County Clerk	10002000	ADCC County Clerk	0001	County Clerk Operations	Per transaction	\$ 10.75	\$ -	\$ -	\$ -	\$ 16.63	\$ -	\$ -	\$ -	\$ 17.11	\$ -	\$ -	\$ -	2004	\$ -	
19	C	Authentication of public official's signature	Administrative Code Chapter 8 Sec 8.3.1	Yes	420120	County Clerk Fees	10000	GP Annual Authority Cnt	10000	Operating	207040	ADM County Clerk	10002000	ADCC County Clerk	0001	County Clerk Operations	Per transaction	\$ 10.75	\$ -	\$ -	\$ -	\$ 16.63	\$ -	\$ -	\$ -	\$ 17.11	\$ -	\$ -	\$ -	2004	\$ -	
20	C	Search of indexed official records on file with	Administrative Code Chapter 8 Sec 8.3.1	Yes	420120	County Clerk Fees	10000	GP Annual Authority Cnt	10000	Operating	207040	ADM County Clerk	10002000	ADCC County Clerk	0001	County Clerk Operations	Per search	\$ 12.00	\$ -	\$ -	\$ -	\$ 13.30	\$ -	\$ -	\$ -	\$ 13.69	\$ -	\$ -	\$ -	2004	\$ -	
21	C	Copy of records on file - per page	Administrative Code Chapter 8 Sec 8.3.1	Yes	420120	County Clerk Fees	10000	GP Annual Authority Cnt	10000	Operating	207040	ADM County Clerk	10002000	ADCC County Clerk	0001	County Clerk Operations	Per copy	\$ 7.25	\$ -	\$ -	\$ -	\$ 7.70	\$ -	\$ -	\$ -	\$ 7.89	\$ -	\$ -	\$ -	2004	\$ -	
22	C	Copy of records on file - each additional page cost	Administrative Code Chapter 8 Sec 8.3.1	Yes	420120	County Clerk Fees	10000	GP Annual Authority Cnt	10000	Operating	207040	ADM County Clerk	10002000	ADCC County Clerk	0001	County Clerk Operations	Per copy	\$ 0.21	\$ -	\$ -	\$ -	\$ 0.22	\$ -	\$ -	\$ -	\$ 0.23	\$ -	\$ -	\$ -	2004	\$ -	
23	C	Certifying/generating copies of records	Administrative Code Chapter 8 Sec 8.3.1	Yes	420120	County Clerk Fees	10000	GP Annual Authority Cnt	10000	Operating	207040	ADM County Clerk	10002000	ADCC County Clerk	0001	County Clerk Operations	Per copy	\$ 2.10	\$ -	\$ -	\$ -	\$ 2.22	\$ -	\$ -	\$ -	\$ 2.28	\$ -	\$ -	\$ -	2004	\$ -	
24	C	Fast-track business name index records one day	Administrative Code Chapter 8 Sec 8.3.1	Yes	420120	County Clerk Fees	10000	GP Annual Authority Cnt	10000	Operating	207040	ADM County Clerk	10002000	ADCC County Clerk	0001	County Clerk Operations	Per record	\$ 10.75	\$ -	\$ -	\$ -	\$ 16.63	\$ -	\$ -	\$ -	\$ 17.11	\$ -	\$ -	\$ -	2004	\$ -	
25	C	Fast-track business name index records one week	Administrative Code Chapter 8 Sec 8.3.1	Yes	420120	County Clerk Fees	10000	GP Annual Authority Cnt	10000	Operating	207040	ADM County Clerk	10002000	ADCC County Clerk	0001	County Clerk Operations	Per record	\$ 32.00	\$ -	\$ -	\$ -	\$ 34.37	\$ -	\$ -	\$ -	\$ 35.38	\$ -	\$ -	\$ -	2004	\$ -	
26	C	Database	Administrative Code Chapter 8 Sec 8.3.1	Yes	420120	County Clerk Fees	10000	GP Annual Authority Cnt	10000	Operating	207040	ADM County Clerk	10002000	ADCC County Clerk	0001	County Clerk Operations	Per record	\$ 2.10	\$ -	\$ -	\$ -	\$ 2.22	\$ -	\$ -	\$ -	\$ 2.28	\$ -	\$ -	\$ -	2004	\$ -	
28	C	Subscription Fee	Administrative Code Chapter 8 Sec 8.3.1	Yes	420120	County Clerk Fees	10000	GP Annual Authority Cnt	10000	Operating	207040	ADM County Clerk	10002000	ADCC County Clerk	0001	County Clerk Operations	Per client	\$ 26.16	\$ -	\$ -	\$ -	\$ 26.50	\$ -	\$ -	\$ -	\$ 26.84	\$ -	\$ -	\$ -	2004	\$ -	
29	C	Delivery handling	Administrative Code Chapter 8 Sec 8.3.1	Yes	420120	County Clerk Fees	10000	GP Annual Authority Cnt	10000	Operating	207040	ADM County Clerk	10002000	ADCC County Clerk	0001	County Clerk Operations	Per delivery	\$ 10.75	\$ -	\$ -	\$ -	\$ 16.63	\$ -	\$ -	\$ -	\$ 17.11	\$ -	\$ -	\$ -	2004	\$ -	
30	C	Environmental impact report, administrative fee	Administrative Code Chapter 8 Sec 8.3.1	Yes	420120	County Clerk Fees	10000	GP Annual Authority Cnt	10000	Operating	207040	ADM County Clerk	10002000	ADCC County Clerk	0001	County Clerk Operations	Per filing	\$ 74.04	\$ -	\$ -	\$ -	\$ 79.71	\$ -	\$ -	\$ -	\$ 81.06	\$ -	\$ -	\$ -	2004	\$ -	
31	C	SP City & Clerk page 1411 (6)	Admin Code 8.2.2	Yes	420120	County Clerk Fees	10000	GP Annual Authority Cnt	10000	Operating	207040	ADM County Clerk	10002000	ADCC County Clerk	0001	County Clerk Operations	Per City	\$ 18.00	\$ -	\$ -	\$ -	\$ 19.68	\$ -	\$ -	\$ -	\$ 20.03	\$ -	\$ -	\$ -	NA	\$ -	
32	C	SP City & Clerk page 1511 (6)	Admin Code 8.2.2	Yes	420120	County Clerk Fees	10000	GP Annual Authority Cnt	10000	Operating	207040	ADM County Clerk	10002000	ADCC County Clerk	0001	County Clerk Operations	Per City	\$ 6.30	\$ -	\$ -	\$ -	\$ 6.65	\$ -	\$ -	\$ -	\$ 6.84	\$ -	\$ -	\$ -	NA	\$ -	

TABLE 1 - MODIFIED AND NEW FEES																																
Item	Fee Item	Description	Code	Authorizations	Auto Adj	Account Code	Account Title	Fund Code	Fund Title	Authority Code	Authority Title	Department Code	Department Title	Project Code	Project Title	Activity Code	Activity Title	Unit Base (e.g. per sq. ft.)	FY 2022-23 Fee **	FY 2022-23 Unit Base (Est.)	FY 2022-23 Revenue Proposed	FY 2022-23 Cost Recovery (Est.)	FY 2023-24 Fee	FY 2023-24 Unit Base (Est.)	FY 2023-24 Revenue Proposed	FY 2023-24 Cost Recovery (Est.)	FY 2024-25 Fee **	FY 2024-25 Unit Base (Est.)	FY 2024-25 Revenue Proposed	FY 2024-25 Cost Recovery (Est.)	Fiscal Year of Last Increase	Fee Prior to Last Increase
Other County																																
1	M	Temporary parking violation (fee required under the Administrative Code Chapter 8 Sec 64)	Administrative Code Chapter 8 Sec 64	Yes	401100	Miscellaneous	20010	SPRCECTIVE	10000	Operating	22880	ADM Payroll	10003000	ADPP Payroll	0001	General Support	Per sign	\$ 5.00	6,200	\$ 31,000	\$ -	\$ 7.00	6,200	\$ 43,400	70%	\$ 7.20	6,200	\$ 44,800	70%		\$ -	
2	M	Black & White Printing Large Format	Administrative Code Chapter 8 Sec 64	Yes	401100	Miscellaneous	20010	BOS REPRC	10000	Operating	22880	ADM Payroll	10003000	ADPP Payroll	0001	General Support	Per sq. ft.	\$ 1.00	60,000	\$ 60,000	\$ -	\$ 1.30	60,000	\$ 81,000	82%	\$ 1.30	60,000	\$ 83,340	82%		\$ -	

A.1 - CO-ROLLING FEES																																
Item	Fee Item	Description	Code	Authorizations	Auto Adj	Account Code	Account Title	Fund Code	Fund Title	Authority Code	Authority Title	Department Code	Department Title	Project Code	Project Title	Activity Code	Activity Title	Unit Base (e.g. per sq. ft.)	FY 2022-23 Fee**	FY 2022-23 Unit Base (Est.)	FY 2022-23 Revenue Proposed	FY 2022-23 Cost Recovery (Est.)	FY 2023-24 Fee	FY 2023-24 Unit Base (Est.)	FY 2023-24 Revenue Proposed	FY 2023-24 Cost Recovery (Est.)	FY 2024-25 Fee**	FY 2024-25 Unit Base (Est.)	FY 2024-25 Revenue Proposed	FY 2024-25 Cost Recovery (Est.)	Fiscal Year of Last Increase	Fee Prior to Last Increase
Other County																																
1	C	Black & White Printing Standard	Administrative Code Chapter 8 Sec. 64	Yes	421100	Miscellaneous	20010	BOS REPRC	10000	Operating	22880	ADM Payroll	10003000	ADPP Payroll	0001	General Support	Per sq. ft.	\$ 0.77	8000	\$ 6,160.00	\$ -	\$ 0.87	8000	\$ 6,912.00		\$ 0.84	8000	\$ 6,687.50			\$ -	
2	C	Color Printing Standard	Administrative Code Chapter 8 Sec. 64	Yes	421100	Miscellaneous	20010	BOS REPRC	10000	Operating	22880	ADM Payroll	10003000	ADPP Payroll	0001	General Support	Per sq. ft.	\$ 1.34	4400	\$ 5,896.00	\$ -	\$ 1.65	4400	\$ 5,302.00		\$ 1.67	2000	\$ 3,340.00			\$ -	
3	C	Scanning Standard	Administrative Code Chapter 8 Sec. 64	Yes	421100	Miscellaneous	20010	BOS REPRC	10000	Operating	22880	ADM Payroll	10003000	ADPP Payroll	0001	General Support	Per sq. ft.	\$ 2.80	800	\$ 2,240.00	\$ -	\$ 1.11	800	\$ 888.00		\$ 2.17	810	\$ 1,760.25			\$ -	
4	C	Color Printing Large Format	Administrative Code Chapter 8 Sec. 64	Yes	421100	Miscellaneous	20010	BOS REPRC	10000	Operating	22880	ADM Payroll	10003000	ADPP Payroll	0001	General Support	Per sq. ft.	\$ 4.00	1400	\$ 5,600.00	\$ -	\$ 4.22	1400	\$ 5,918.00		\$ 4.36	1310	\$ 5,696.47			\$ -	
5	C	Scanning Large Format	Administrative Code Chapter 8 Sec. 64	Yes	421100	Miscellaneous	20010	BOS REPRC	10000	Operating	22880	ADM Payroll	10003000	ADPP Payroll	0001	General Support	Per sq. ft.	\$ 3.50	260	\$ 905.00	\$ -	\$ 3.11	260	\$ 808.60		\$ 3.17	360	\$ 1,201.00			\$ -	
6	C	Nitry Service	Administrative Code Chapter 8 Sec. 64	No	421100	Miscellaneous	10000	GP Continuing	20020	ACRE Permit	22887	ADM Real Est	10034002	ACRE 4020-0001	Permit Center	Per sq. ft.	\$ 15.00	300	\$ 4,500.00	\$ -	\$ 15.00	300	\$ 4,500.00		\$ 15.00	300	\$ 4,500.00			\$ -		

<p><b>Fee Status:</b></p> <p> <input type="radio"/> Continuing  <input type="radio"/> Modified  <input type="radio"/> New  <input type="radio"/> Reinstatement         </p> <p><b>Note:</b></p> <p>           * If Auto CFI adjustment = Yes, FY 2022-23 and FY 2023-24 Fee will be automatically generated based on the inflation factor determined by the Controller.            If Auto CFI adjustment = No, FY 2022-23 and FY 2023-24 Fee will remain the same as previous year or entered by dept according to Code Authorization.         </p>	
--	--

# Budget Form 2C: Fee Cost Recovery

PLEASE FILL OUT HIGHLIGHTED AREAS AND PROVIDE A DETAILED DESCRIPTION OF THE SERVICE

DEPARTMENT: ADM

Fee Name: Tow Away Signs

Department Providing Service:

Administrative Services

Fee Administrator:

Salla Vaerma

Code Authorization/

Proposed Fee Ordinance/File No:

Admin Code Section 8.44

PS Department of Proposed Revenue:

Numeric Code	Title
228880	ReproMail
28310	ISO Reproduction Fund
10000	Operating
10003088	ADRP ReproMail
1	ReproMail Operations
461199	Misc. Fees

PS Fund of Proposed Revenue:

PS Authority of Proposed Revenue:

PS Project of Proposed Revenue:

PS Activity of Proposed Revenue:

PS Account of Proposed Revenue:

Proposed Fee (FY 2024-25):

Proposed Fee (FY 2023-24):

Current Fee (FY 2022-23):

\$	7.21	(1)
\$	7.00	(2)
\$	5.00	(3)

Fee Status (New/Modified):

Modification

Fee Status (New/Modified):

Modification

Detailed Service Description:

Please provide description of service

Proposed Fee (FY 2024-25):	\$	7.21
Proposed Fee (FY 2023-24):	\$	7.00
Current Fee (FY 2022-23):	\$	5.00

FY 2024-25 Proposed Fee Increase/Decrease:	\$	0.21
FY 2024-25 % Proposed Fee Change from FY 2023-24 Fee:		3.00%
FY 2023-24 Proposed Fee Increase/Decrease:	\$	2.00
FY 2023-24 % Proposed Fee Change from Current Fee:		40.00%

Fee Prior to Current:	\$	4.00
Current Fee Increase/Decrease from Prior Fee:	\$	1.00

Fiscal Year of Prior Fee Change:	2021-22
% Current Fee Change from Prior Fee:	25.00%

## FY2023-24

ESTIMATED REVENUE DERIVED FROM SERVICE			ESTIMATED COSTS TO PROVIDE SERVICE - USE WORKSHEET 22-23, BELOW		
A	Quantity Estimated		D	FY 2022-23	
	(# of Units of Service Provided)	6,200		Estimated Cost	% of Total
B	Fee per Unit (Proposed)	\$ 7	E	FY 2023-24	
				Estimated Cost	% of Total
C	FY 2023-24 Revenue Budgeted (A x B)	\$ 43,400	F	FY 2023-24 Direct & Indirect Costs	
				Estimated Cost	% of Total
G	FY 2023-24 Revenue Recovery Rate (C/F):	76.02%			
H	Required Fee For 100% Cost Recovery (F/A):	\$ 9.21			
I	Over (+) or Under (-) 100% Cost Recovery (B-H):	(\$2.21)			
J	FY 2023-24 Estimated Revenue [(2) x A]:				
K	FY 2022-23 Estimated Revenue [(3) x A]:				
L	FY 2023-24 Estimated Revenue Increase/Decrease Based on Proposed Fee [J - K]:				

## FY2024-25

ESTIMATED REVENUE DERIVED FROM SERVICE			ESTIMATED COSTS TO PROVIDE SERVICE - USE WORKSHEET 23-24, BELOW		
A	Quantity Estimated		D	FY 2023-24	
	(# of Units of Service Provided)	6,200		Estimated Cost	% of Total
B	Fee per Unit (Proposed)	\$ 7.21	E	FY 2024-25	
				Estimated Cost	% of Total
C	FY 2024-25 Revenue Budgeted (A x B)	\$ 44,702	F	FY 2024-25 Direct & Indirect Costs	
				Estimated Cost	% of Total
G	FY 2024-25 Revenue Recovery Rate (C/F):	76.21%			
H	Required Fee For 100% Cost Recovery (F/A):	\$ 9.46			
I	Over (+) or Under (-) 100% Cost Recovery (B-H):	(\$2.25)			
J	FY 2024-25 Estimated Revenue [(1) x A]:				
K	FY 2023-24 Estimated Revenue [(2) x A]:				
L	FY 2024-25 Estimated Revenue Increase/Decrease Based on Proposed Fee [J - K]:				



Estimated Costs Worksheet FY 2023-24

Direct Costs

Labor and Benefits

Please use the worksheet below to list all job classes necessary to support the services provided. Add rows if necessary.

Please also provide a description of the work and the estimated hours for each job class required to perform each unit of service

JobClasses	Job Class Title	Description of Work	Hours per Unit of Service
1760	Print/Mail Machine Operator	Processing print request/ verify job, print sign, delivering to customer	0.09

Please fill out the Salary and Benefits Amount per FTE column

Job Class	Job Class Title	Salary and Benefits Amount per FTE	Hours Worked	Hourly Rate	Salary and Benefits Amount
1760	Print/Mail Machine Operator	\$119,037.00	593	\$57.23	\$33,947.00
Total:					\$33,947.00

Space Rental Equivalent

Please list and describe the costs of space/facility rental necessary to support the services provided. Add rows as necessary. Ensure that the 'Total' includes the sum of all rows with cost information.

Cost	Description
1	
Total:	\$0.00

Materials and Supplies

Please list and describe the costs of space/facility rental necessary to support the services provided. Add rows as necessary. Ensure that the 'Total' includes the sum of all rows with cost information.

Cost	Description
1 \$ 3,368.00	Machine Lease Cost
2 \$ 1,700.00	Toner
3 \$ 10,000.00	Substrate (plastic)
Total:	\$15,068.00

Other Costs

Please list and describe the costs of space/facility rental necessary to support the services provided. Add rows as necessary. Ensure that the 'Total' includes the sum of all rows with cost information.

Cost	Description
1 \$ 4,874.00	Print App Maintenance
2 \$ 3,200.00	Credit Card Fees
Total:	\$8,074.00

Indirect Costs

Rate	Source
0.0%	Please provide supporting documentation for how Departmental overhead rate was derived.

Estimated Costs Worksheet FY 2024-25

Direct Costs

Labor and Benefits

Please use the worksheet below to list all job classes necessary to support the services provided. Add rows if necessary.  
Please also provide a description of the work and the estimated hours for each job class required to perform each unit of service

JobClasses	Job Class Title	Description of Work	Hours per Unit of Service
1760	Print/Mail Machine Operator	Processing print request/ verify job, print sign, delivering to customer	0.09

Please fill out the Salary and Benefits Amount per FTE column

Job Class	Job Class Title	Salary and Benefits Amount per FTE	Hours Worked	Hourly Rate	Salary and Benefits Amount
1760	Print/Mail Machine Operator	\$122,608.11	593.2	\$58.95	\$34,965.41
Total:					\$34,965.41

Space Rental Equivalent  
Cost  
1

Please list and describe the costs of space/facility rental necessary to support the services provided. Add rows as necessary. Ensure that the "Total" includes the sum of all rows with cost information.

Description

Total: \$0.00

Materials and Supplies  
Cost

Please list and describe the costs of space/facility rental necessary to support the services provided. Add rows as necessary. Ensure that the "Total" includes the sum of all rows with cost information.

Description

1	\$	3,469.04	Machine Lease Cost
2	\$	1,751.00	Toner
3	\$	10,300.00	Substrate (plastic)

Total: \$15,520.04

Other Costs

Please list and describe the costs of space/facility rental necessary to support the services provided. Add rows as necessary. Ensure that the "Total" includes the sum of all rows with cost information.

Description

1	\$	4,874.00	Print App Maintenance
2	\$	3,296.00	Credit Card Fees

Total: \$8,170.00

Indirect Costs

Rate	Source
------	--------

Please provide supporting documentation for how Departmental overhead rate was derived.

# Budget Form 2C: Fee Cost Recovery

PLEASE FILL OUT HIGHLIGHTED AREAS AND PROVIDE A DETAILED DESCRIPTION OF THE SERVICE

DEPARTMENT: ADM

Fee Name: Tow Away Signs

Department Providing Service:

Fee Administrator:

Code Authorization/

Proposed Fee Ordinance/File No:

Administrative Services

Salla Vaerma

Admin Code Section 8.44

PS Department of Proposed Revenue:

PS Fund of Proposed Revenue:

PS Authority of Proposed Revenue:

PS Project of Proposed Revenue:

PS Activity of Proposed Revenue:

PS Account of Proposed Revenue:

Numeric Code	Title
228880	ReproMail
28310	ISO Reproduction Fund
10000	Operating
10003088	ADRP ReproMail
1	ReproMail Operations
461199	Misc. Fees

Proposed Fee (FY 2024-25):

Proposed Fee (FY 2022-24):

Current Fee (FY 2022-23):

\$	1.39	(1)
\$	1.35	(2)
\$	1.00	(3)

Fee Status (New/Modified):

Modification

Fee Status (New/Modified):

Modification

Detailed Service Description:

Please provide description of service

Proposed Fee (FY 2024-25):	\$	1.39
Proposed Fee (FY 2022-24):	\$	1.35
Current Fee (FY 2022-23):	\$	1.00

FY 2024-25 Proposed Fee Increase/Decrease:	\$	0.04
FY 2024-25 % Proposed Fee Change from FY 2023-24 Fee:		3.00%
FY 2023-24 Proposed Fee Increase/Decrease:	\$	0.35
FY 2023-24 % Proposed Fee Change from Current Fee:		35.00%

Fee Prior to Current:	\$	0.50
Current Fee Increase/Decrease from Prior Fee:	\$	0.50

Fiscal Year of Prior Fee Change:	2020-21
% Current Fee Change from Prior Fee:	100.00%

## FY2023-24

ESTIMATED REVENUE DERIVED FROM SERVICE			ESTIMATED COSTS TO PROVIDE SERVICE - USE WORKSHEET 22-23, BELOW		
			FY 2022-23		
A	Quantity Estimated (# of Units of Service Provided)		D	Direct Costs	Estimated Cost % of Total
		60,000		Productive Labor & Benefits (0.75 of 2022-23 Salary & MFB)	\$ 51,838 52.42%
				Leave & Non-Productive Time (0.25 of FY 2022-23 Salary & MFB)	\$ - 0.00%
				Space Rental Equivalent	\$ - 0.00%
				Materials & Supplies	\$ 8,990 9.09%
				Other (Please Describe on Worksheet)	\$ 38,066 38.49%
B	Fee per Unit (Proposed)	\$ 1.35	E	Indirect Costs	Rate
				Departmental Overhead	0.00%
				Central Services Overhead	0.00%
C	FY 2023-24 Revenue Budgeted (A x B)	\$ 81,000	F	FY 2023-24 Direct & Indirect Costs	\$ 98,894 100.00%
G	FY 2023-24 Revenue Recovery Rate (C/F):	81.91%			
H	Required Fee For 100% Cost Recovery (F/A):	\$ 1.65			
I	Over (+) or Under (-) 100% Cost Recovery (B-H):	(\$0.30)			
J	FY 2023-24 Estimated Revenue [(2) x A]:				\$ 81,000.00
K	FY 2022-23 Estimated Revenue [(3) x A]:				\$ 60,000.00
L	FY 2023-24 Estimated Revenue Increase/Decrease Based on Proposed Fee [J - K]:				\$ 21,000.00

## FY2024-25

ESTIMATED REVENUE DERIVED FROM SERVICE			ESTIMATED COSTS TO PROVIDE SERVICE - USE WORKSHEET 23-24, BELOW		
			FY 2023-24		
A	Quantity Estimated (# of Units of Service Provided)		D	Direct Costs	Estimated Cost % of Total
		60,000		Productive Labor & Benefits (0.75 of 2023-24 Salary & MFB)	\$ 53,393 52.18%
				Leave & Non-Productive Time (0.25 of FY 2024-25 Salary & MFB)	\$ - 0.00%
				Space Rental Equivalent	\$ - 0.00%
				Materials & Supplies	\$ 9,260 9.05%
				Other (Please Describe on Worksheet)	\$ 38,066 38.49%
B	Fee per Unit (Proposed)	\$ 1.39	E	Indirect Costs	Rate
				Departmental Overhead	0.00%
				Central Services Overhead	3.00%
C	FY 2024-25 Revenue Budgeted (A x B)	\$ 83,430	F	FY 2024-25 Direct & Indirect Costs	\$ 102,320 100.00%
G	FY 2024-25 Revenue Recovery Rate (C/F):	81.54%			
H	Required Fee For 100% Cost Recovery (F/A):	\$ 1.71			
I	Over (+) or Under (-) 100% Cost Recovery (B-H):	(\$0.31)			
J	FY 2024-25 Estimated Revenue [(1) x A]:				\$ 83,430.00
K	FY 2023-24 Estimated Revenue [(2) x A]:				\$ 81,000.00
L	FY 2024-25 Estimated Revenue Increase/Decrease Based on Proposed Fee [J - K]:				\$ 2,430.00





Estimated Costs Worksheet FY 2023-24

Direct Costs

Labor and Benefits

Please use the worksheet below to list all job classes necessary to support the services provided. Add rows if necessary.

Please also provide a description of the work and the estimated hours for each job class required to perform each unit of service

JobClasses	Job Class Title	Description of Work	Hours per Unit of Service
1234	Print/Mail Machine Operator	Processing print request/ verify job, print sign, delivering to customer (avg sheet is 6 sqft)	0.0043

Please fill out the Salary and Benefits Amount per FTE column

Job Class	Job Class Title	Salary and Benefits Amount per FTE	Hours Worked	Hourly Rate	Salary and Benefits Amount
1234	Print/Mail Machine Operator	119,037	905.8	\$57.23	\$51,838
Total:					\$51,838.00

Space Rental Equivalent

Cost

1

Description

Payment facility

Total: \$0.00

Materials and Supplies

Cost

1 2,784.64 Machine Lease

2 1,272.00 Tone

3 4,933.20 Substrate Rolls of Paper

Total: \$8,989.84

Other Costs

Cost

1 36,058 Prnt App Maintenance

2 2,008 Credit Card Fees

Total: \$38,065.82

Indirect Costs

Rate	Source
0.0%	Please provide supporting documentation for how Departmental overhead rate was derived.

Estimated Costs Worksheet FY 2024-25

Direct Costs

Labor and Benefits

Please use the worksheet below to list all job classes necessary to support the services provided. Add rows if necessary.  
Please also provide a description of the work and the estimated hours for each job class required to perform each unit of service

JobClasses	Job Class Title	Description of Work	Hours per Unit of Service
1234	Print/Mail Machine Operator	Processing print request/ verify job, print sign, delivering to customer (avg sheet is 6 sqft)	0.0043

Please fill out the Salary and Benefits Amount per FTE column

Job Class	Job Class Title	Salary and Benefits Amount per FTE	Hours Worked	Hourly Rate	Salary and Benefits Amount
1234	Print/Mail Machine Operator	122608.11	905.8	\$58.95	\$53,393.14
Total:					\$53,393.14

Space Rental Equivalent  
Cost

Please list and describe the costs of space/facility rental necessary to support the services provided. Add rows as necessary. Ensure that the 'Total' includes the sum of all rows with cost information.

Total: \$0.00

Materials and Supplies  
Cost

Please list and describe the costs of space/facility rental necessary to support the services provided. Add rows as necessary. Ensure that the 'Total' includes the sum of all rows with cost information.

1	2,868.18	Machine Lease
2	1,310.16	Tone
3	5,081.20	Substrate Rolls of Paper

Total: \$9,259.54

Other Costs

Please list and describe the costs of space/facility rental necessary to support the services provided. Add rows as necessary. Ensure that the 'Total' includes the sum of all rows with cost information.

Cost	Description
1	36,058 Prnt App Maintenance
2	2,068.05 Credit Card Fees

Total: \$38,126.05

Indirect Costs

Rate	Source
------	--------

Please provide supporting documentation for how Departmental overhead rate was derived.













GFS Type	Dept Grp	Division	Division Title	Dept ID	Dept ID Title	Fund	Fund Title	Project-Activity	Project Title	Activity Title	Authority	Authority Title	Account Lvl 5 Title	Account - Title	Start Dept Amt	End Dept Amt	Var Dept Amt	Start BY+1 Dept Amt	End BY+1 Dept Amt	Var BY+1 Dept Amt	Change submitted?	Explanation of Change	
NGFS	ADM	296644	ADM Internal Services	228875	ADM Real Estate Division	14300	SR Real Property	10001302-0039	ADRE Real Estate Operations	66 Raymond Ave Building	17378	Real Estate Real Property Fund	5210NPScc	528900 - Other Bldg Maint Svcs	\$25,809	\$26,480	\$671	\$25,809	\$27,348	\$1,439	YES		
NGFS	ADM	296644	ADM Internal Services	228875	ADM Real Estate Division	14300	SR Real Property	10001302-0039	ADRE Real Estate Operations	66 Raymond Ave Building	17378	Real Estate Real Property Fund	5400Mat&Su	542900 - Other Bldg Maint Supplies	\$16,329	\$16,754	\$425	\$16,329	\$17,340	\$911	YES		
NGFS	ADM	296644	ADM Internal Services	228875	ADM Real Estate Division	14300	SR Real Property	10001302-0041	ADRE Real Estate Operations	Markets	17378	Real Estate Real Property Fund	5010Salary	501010 - Perm Salaries-Misc-Regular	\$400,763	\$407,359	(\$5297)	\$427,050	\$427,050	(\$509)	YES	Position changes	
NGFS	ADM	296644	ADM Internal Services	228875	ADM Real Estate Division	14300	SR Real Property	10001302-0041	ADRE Real Estate Operations	Markets	17378	Real Estate Real Property Fund	5130Fringe	513010 - Retiree City Misc	\$61,368	\$61,324	(\$44)	\$54,471	\$54,431	(\$40)	YES		
NGFS	ADM	296644	ADM Internal Services	228875	ADM Real Estate Division	14300	SR Real Property	10001302-0041	ADRE Real Estate Operations	Markets	17378	Real Estate Real Property Fund	5130Fringe	514010 - Social Security (OASDI & HI)	\$25,423	\$25,404	(\$19)	\$26,477	\$26,496	(\$19)	YES		
NGFS	ADM	296644	ADM Internal Services	228875	ADM Real Estate Division	14300	SR Real Property	10001302-0041	ADRE Real Estate Operations	Markets	17378	Real Estate Real Property Fund	5130Fringe	514020 - Social Sec-Medicare(Hi-Only)	\$5,947	\$5,941	(\$6)	\$6,196	\$6,193	(\$3)	YES		
NGFS	ADM	296644	ADM Internal Services	228875	ADM Real Estate Division	14300	SR Real Property	10001302-0041	ADRE Real Estate Operations	Markets	17378	Real Estate Real Property Fund	5130Fringe	515020 - Retiree Health-Match-Prog	\$2,341	\$2,340	(\$1)	\$2,647	\$2,644	(\$3)	YES		
NGFS	ADM	296644	ADM Internal Services	228875	ADM Real Estate Division	14300	SR Real Property	10001302-0041	ADRE Real Estate Operations	Markets	17378	Real Estate Real Property Fund	5130Fringe	515030 - RetireeHealthCare-CityMatchProg	\$1,560	\$1,559	(\$1)	\$1,625	\$1,624	(\$1)	YES		
NGFS	ADM	296644	ADM Internal Services	228875	ADM Real Estate Division	14300	SR Real Property	10001302-0041	ADRE Real Estate Operations	Markets	17378	Real Estate Real Property Fund	5130Fringe	515920 - Long Term Disability Insurance	\$1,598	\$1,598	(\$0)	\$1,667	\$1,666	(\$1)	YES		
NGFS	ADM	296644	ADM Internal Services	228875	ADM Real Estate Division	14300	SR Real Property	10001302-0041	ADRE Real Estate Operations	Markets	17378	Real Estate Real Property Fund	5210NPSccs	528010 - Scavenger Services	\$58,064	\$59,574	\$1,510	\$58,064	\$61,302	\$3,238	YES	Estimated expenses	
NGFS	ADM	296644	ADM Internal Services	228875	ADM Real Estate Division	14300	SR Real Property	10001302-0041	ADRE Real Estate Operations	Markets	17378	Real Estate Real Property Fund	5210NPSccs	528110 - Security	\$88,676	\$90,982	\$2,306	\$88,676	\$93,620	\$4,944	YES		
NGFS	ADM	296644	ADM Internal Services	228875	ADM Real Estate Division	14300	SR Real Property	10001302-0041	ADRE Real Estate Operations	Markets	17378	Real Estate Real Property Fund	5210NPSccs	535000 - Other Current Expenses-Budget	\$24,769	\$25,413	\$644	\$29,724	\$26,150	(\$3,574)	YES		
NGFS	ADM	296644	ADM Internal Services	228875	ADM Real Estate Division	14300	SR Real Property	10001302-0041	ADRE Real Estate Operations	Markets	17378	Real Estate Real Property Fund	5210NPSccs	532110 - Fees Licenses Permits	\$1,128	\$1,157	\$29	\$29,724	\$1,191	\$63	YES		
NGFS	ADM	296644	ADM Internal Services	228875	ADM Real Estate Division	14300	SR Real Property	10001302-0041	ADRE Real Estate Operations	Markets	17378	Real Estate Real Property Fund	5400Mat&Su	540000 - Materials & Supplies-Budget	\$8,839	\$9,069	\$230	\$8,839	\$9,312	\$473	YES		
NGFS	ADM	296644	ADM Internal Services	228875	ADM Real Estate Division	14300	SR Real Property	10001302-0043	ADRE Real Estate Operations	Custodial Services	17378	Real Estate Real Property Fund	5010Salary	501010 - Perm Salaries-Misc-Regular	\$113,713,761	\$113,727,358	\$11,605	\$14,346,510	\$14,360,687	\$14,177	YES	Position changes	
NGFS	ADM	296644	ADM Internal Services	228875	ADM Real Estate Division	14300	SR Real Property	10001302-0043	ADRE Real Estate Operations	Custodial Services	17378	Real Estate Real Property Fund	5010Salary	515010 - Overtime - Scheduled Misc	\$40,672	\$400,824	\$360,154	\$400,824	\$400,824	\$0	YES		
NGFS	ADM	296644	ADM Internal Services	228875	ADM Real Estate Division	14300	SR Real Property	10001302-0043	ADRE Real Estate Operations	Custodial Services	17378	Real Estate Real Property Fund	5130Fringe	513010 - Retiree City Misc	\$2,052,031	\$2,053,988	\$1,971	\$1,828,084	\$1,829,823	\$1,739	YES		
NGFS	ADM	296644	ADM Internal Services	228875	ADM Real Estate Division	14300	SR Real Property	10001302-0043	ADRE Real Estate Operations	Custodial Services	17378	Real Estate Real Property Fund	5130Fringe	514010 - Social Security (OASDI & HI)	\$981,550	\$1,004,376	\$22,826	\$1,01,01,558	\$1,044,482	\$22,924	YES		
NGFS	ADM	296644	ADM Internal Services	228875	ADM Real Estate Division	14300	SR Real Property	10001302-0043	ADRE Real Estate Operations	Custodial Services	17378	Real Estate Real Property Fund	5130Fringe	514020 - Social Sec-Medicare(Hi-Only)	\$229,568	\$235,104	\$5,536	\$238,980	\$244,524	\$5,544	YES		
NGFS	ADM	296644	ADM Internal Services	228875	ADM Real Estate Division	14300	SR Real Property	10001302-0043	ADRE Real Estate Operations	Custodial Services	17378	Real Estate Real Property Fund	5130Fringe	515020 - Retiree Health-Match-Prog	\$98,063	\$100,429	\$2,365	\$102,810	\$104,379	\$2,369	YES		
NGFS	ADM	296644	ADM Internal Services	228875	ADM Real Estate Division	14300	SR Real Property	10001302-0043	ADRE Real Estate Operations	Custodial Services	17378	Real Estate Real Property Fund	5130Fringe	515030 - RetireeHealthCare-CityMatchProg	\$60,292	\$61,745	\$1,453	\$62,675	\$64,130	\$1,455	YES		
NGFS	ADM	296644	ADM Internal Services	228875	ADM Real Estate Division	14300	SR Real Property	10001302-0043	ADRE Real Estate Operations	Custodial Services	17378	Real Estate Real Property Fund	5060Procgr	506070 - Programmatic Projects-Budget	\$383,004	\$344,081	(\$38,923)	\$343,943	\$348,943	(\$5,361)	YES	Requested service changes	
NGFS	ADM	296644	ADM Internal Services	228875	ADM Real Estate Division	14300	SR Real Property	10001302-0043	ADRE Real Estate Operations	Custodial Services	17378	Real Estate Real Property Fund	5210NPSccs	527000 - Prof & Specialized Svcs-Budget	\$131,278	\$62,378	\$15,000	\$131,278	\$47,620	\$16,342	YES	Estimated expenses	
NGFS	ADM	296644	ADM Internal Services	228875	ADM Real Estate Division	14300	SR Real Property	10001302-0043	ADRE Real Estate Operations	Custodial Services	17378	Real Estate Real Property Fund	5400Mat&Su	540000 - Materials & Supplies-Budget	\$1,182,896	\$982,896	(\$200,000)	\$1,013,400	\$1,013,400	(\$171,496)	YES		
NGFS	ADM	296644	ADM Internal Services	228875	ADM Real Estate Division	14300	SR Real Property	10001302-0046	ADRE Real Estate Operations	300 Rhode Island Lease	17378	Real Estate Real Property Fund	5210NPSccs	530110 - Property Rent	\$9,800,240	\$10,125,217	\$324,957	\$9,800,240	\$11,539,379	\$1,739,139	YES		
NGFS	ADM	296644	ADM Internal Services	228875	ADM Real Estate Division	14300	SR Real Property	10001302-0047	ADRE Real Estate Operations	777 Braman Lease	17378	Real Estate Real Property Fund	5210NPSccs	530110 - Property Rent	\$1,730,271	\$1,730,271	\$0	\$1,730,271	\$1,787,429	\$57,158	YES		
NGFS	ADM	296644	ADM Internal Services	228875	ADM Real Estate Division	14300	SR Real Property	10001302-0049	ADRE Real Estate Operations	101 New Montgomery Lease	17378	Real Estate Real Property Fund	5210NPSccs	530110 - Property Rent	\$2,092,884	\$2,238,828	\$145,944	\$2,092,884	\$2,205,575	\$162,691	YES		
NGFS	ADM	296644	ADM Internal Services	228875	ADM Real Estate Division	14300	SR Real Property	10001302-0051	ADRE Real Estate Operations	255 10th St Parking Lease	17378	Real Estate Real Property Fund	5210NPSccs	530110 - Property Rent	\$559,004	\$559,004	\$0	\$559,004	\$575,748	\$16,744	YES		
NGFS	ADM	296644	ADM Internal Services	228875	ADM Real Estate Division	14300	SR Real Property	10001302-0052	ADRE Real Estate Operations	Somo Ong Park Parking Security	17378	Real Estate Real Property Fund	5210NPSccs	530110 - Security	\$245,724	\$245,724	\$0	\$245,724	\$255,529	\$7,405	YES		
NGFS	ADM	296644	ADM Internal Services	228875	ADM Real Estate Division	14300	SR Real Property	10001302-0053	ADRE Real Estate Operations	49 South Van Ness Building	17378	Real Estate Real Property Fund	5210NPSccs	535000 - Other Current Expenses-Budget	\$2,339,362	\$2,339,362	(\$300,000)	\$2,337,527	\$2,304,303	(\$293,224)	YES		
NGFS	ADM	296644	ADM Internal Services	228875	ADM Real Estate Division	14300	SR Real Property	10001302-0055	ADRE Real Estate Operations	1419 Bryant Building	17378	Real Estate Real Property Fund	5210NPSccs	527000 - Prof & Specialized Svcs-Budget	\$1,132,738	\$632,738	(\$500,000)	\$1,132,738	\$651,087	(\$481,651)	YES		
NGFS	ADM	296644	ADM Internal Services	228875	ADM Real Estate Division	14300	SR Real Property	10001302-0055	ADRE Real Estate Operations	1419 Bryant Building	17378	Real Estate Real Property Fund	5210NPSccs	538110 - Security	\$22,567	\$23,256	\$689	\$22,567	\$23,390	\$823	YES		
NGFS	ADM	296644	ADM Internal Services	228875	ADM Real Estate Division	14300	SR Real Property	10001302-0059	ADRE Real Estate Operations	1275 Mission Lease	17378	Real Estate Real Property Fund	5210NPSccs	530110 - Property Rent	\$0	\$699,476	\$699,476	\$0	\$719,742	\$719,742	\$0	YES	
NGFS	ADM	296644	ADM Internal Services	228875	ADM Real Estate Division	14400	SR Yerba Buena Gardens	10324366-0012	Yerba Buena Gardens Projects	YBG Other	20307	Yerba Buena Gardens	5210NPSccs	525000 - Taxes, Licenses & Permits-Budget	\$84,641	\$149,637	\$64,996	\$84,641	\$149,637	\$64,996	YES	Estimated expenses	
NGFS	ADM	296644	ADM Internal Services	228875	ADM Real Estate Division	14400	SR Yerba Buena Gardens	10324366-0012	Yerba Buena Gardens Projects	YBG Other	20307	Yerba Buena Gardens	5380CityOp	538010 - Community Based Org Svcs	\$6,364,132	\$10,349,538	\$3,785,406	\$6,364,132	\$10,318,899	\$3,754,767	YES	Revenue estimate	
NGFS	ADM	296644	ADM Internal Services	228875	ADM Real Estate Division	14400	SR Yerba Buena Gardens	1035149-0004	ADRE YBG Projects	Transfer Payment (Comde Sale	17379	Yerba Buena Gardens Project	5910_OTTO	591010 - OTTO To 25/NDP-NeighborhoodBoard	\$250,000	\$0	(\$250,000)	\$250,000	\$0	(\$250,000)	YES	Structural change	
NGFS	ADM	296644	ADM Internal Services	228875	ADM Real Estate Division	14400	SR Yerba Buena Gardens	1035149-0006	ADRE YBG Projects	SDMA Open Space Fee	17379	Yerba Buena Gardens Project	5910_OTTO	591240 - OTTO To 3C/NRP Rec & Park CP Fd	\$287,510	\$0	(\$287,510)	\$287,510	\$0	(\$287,510)	YES		
NGFS	ADM	296644	ADM Internal Services	228875	ADM Real Estate Division	14400	SR Yerba Buena Gardens	1035149-0009	ADRE YBG Projects	206 Mission CAM Payment	17379	Yerba Buena Gardens Project	5210NPSccs	530110 - Property Rent	\$250,000	\$311,656	\$61,656	\$250,000	\$311,656	\$61,656	YES	Updated costs	
NGFS	ADM	296644	ADM Internal Services	228880	ADM Repro&al	28310	NGFS REPRODUCTION FUND	10003088-0001	ADM Repro&al	Regional Operations	10000	Operating	5600CapOut	560000 - Equipment Purchase-Budget	0	\$103,134	\$103,134	0	\$0	\$0	\$0	YES	Equipment purchase
NGFS	ADM	296644	ADM Internal Services	232178	ADM Fleet Management	27500	HCSP CENTRAL SHOPS FUND	10001625-0001	ADM Fleet Management	Fleet Management Operations	10000	Operating	5010Salary	501010 - Perm Salaries-Misc-Regular	\$11,564,648	\$11,367,676	(\$196,972)	\$12,107,964	\$12,096,381	(\$11,783)	YES	Acition and position changes	
NGFS	ADM	296644	ADM Internal Services	232178	ADM Fleet Management	27500	HCSP CENTRAL SHOPS FUND	10001625-0001	ADM Fleet Management	Fleet Management Operations	10000	Operating	5130Fringe	513010 - Retiree City Misc	\$1,716,761	\$1,685,790	(\$30,971)	\$1,530,231	\$1,527,381	(\$3,050)	YES		
NGFS	ADM	296644	ADM Internal Services	232178	ADM Fleet Management	27500	HCSP CENTRAL SHOPS FUND	10001625-0001	ADM Fleet Management	Fleet Management Operations	10000	Operating	5130Fringe	514010 - Social Security (OASDI & HI)	\$745,086	\$732,693	(\$12,393)	\$779,794	\$779,065	(\$729)	YES		
NGFS	ADM	296644	ADM Internal Services	232178	ADM Fleet Management	27500	HCSP CENTRAL SHOPS FUND	10001625-0001	ADM Fleet Management	Fleet Management Operations	10000	Operating	5130Fringe	514020 - Social Sec-Medicare(Hi-Only)	\$175,314	\$172,458	(\$2,856)	\$183,203	\$183,091	(\$112)	YES		
NGFS	ADM	296644	ADM Internal Services	232178	ADM Fleet Management	27500	HCSP CENTRAL SHOPS FUND	10001625-0001	ADM Fleet Management	Fleet Management Operations	10000	Operating	5130Fringe	515010 - Health Service-City Match	\$335,045	\$329,548	(\$5,475)	\$357,613	\$356,970	(\$643)	YES		
NGFS	ADM	296644	ADM Internal Services	232178	ADM Fleet Management	27500	HCSP CENTRAL SHOPS FUND	10001625-0001	ADM Fleet Management	Fleet Management Operations	10000	Operating	5130Fringe	515020 - Retiree Health-Match-Prog B	\$74,914	\$73,693	(\$1,221)	\$78,281	\$78,211	(\$74)	YES		
NGFS	ADM	296644	ADM Internal Services	232178	ADM Fleet Management	27500	HCSP CENTRAL SHOPS FUND	10001625-0001	ADM Fleet Management	Fleet Management Operations	10000	Operating	5130Fringe	515030 - RetireeHealthCare-CityMatchProg	\$45,987	\$43,238	(\$2,749)	\$48,073	\$48,012	(\$61)	YES		
NGFS	ADM	296644	ADM Internal Services	232178	ADM Fleet Management	27500	HCSP CENTRAL SHOPS FUND	10001625-0001	ADM Fleet Management	Fleet Management Operations	10000	Operating	5130Fringe	515710 - Dependent Coverage	\$1,426,556	\$1,398,331	(\$28,219)	\$1,532,679	\$1,513,693	(\$18,986)	YES		
NGFS	ADM	296644	ADM Internal Services	232178	ADM Fleet Management	27500	HCSP CENTRAL SHOPS FUND	10001625-0001	ADM Fleet Management	Fleet Management Operations	10000	Operating	5130Fringe	516010 - Dental Coverage	\$133,272	\$130,647	(\$2,625)	\$137,267	\$136,513	(\$754)	YES		
NGFS	ADM	296644	ADM Internal Services	232178	ADM Fleet Management	27500	HCSP CENTRAL SHOPS FUND	10001625-0001	ADM Fleet Management	Fleet Management Operations	10000	Operating	5130Fringe	519120 - Long Term Disability Insurance	\$5,668	\$4,699	(\$967)	\$6,133	\$5,880	(\$253)	YES		
NGFS	ADM	296644	ADM Internal Services	232178	ADM Fleet Management	27500	HCSP CENTRAL SHOPS FUND	10001625-0001	ADM Fleet Management	Fleet Management Operations	10000	Operating	5210NPSccs	522000 - Training - Budget	\$3,500	\$0	(\$3,500)	\$3,500	\$0	(\$3,500)	YES	Updated fleet maintenance costs	
NGFS	ADM	296644	ADM Internal Services	232178	ADM Fleet Management	27500	HCSP CENTRAL SHOPS FUND	10001625-0001	ADM Fleet Management	Fleet Management Operations	10000	Operating	5210NPSccs</										

GFS Type	Dept Grp	Division	Division Title	Dept ID	Dept ID Title	Fund	Fund Title	Project-Activity	Project Title	Activity Title	Authority	Authority Title	Account Lvl 5 Title	Account - Title	Start Dept Amt	End Dept Amt	Var Dept Amt	Start BY+1 Dept Amt	End BY+1 Dept Amt	Var BY+1 Dept Amt	Change submitted?	Explanation of Change	
NGFS	ADM	296645	ADM City Administrator Prog	207655	ADM Treasure Island Dev Auth	31920	TI Continuing Authority Cn	10001292-0001	ADTI Treasure Island DevAuth	TIDA Operations	16525	AD Treasure Island Project	5130Frnge	515010- Health Service-City Match	\$64,118	\$58,670	(\$5,448)	\$68,448	\$62,633	(\$5,815)	YES		
NGFS	ADM	296645	ADM City Administrator Prog	207655	ADM Treasure Island Dev Auth	31920	TI Continuing Authority Cn	10001292-0001	ADTI Treasure Island DevAuth	TIDA Operations	16525	AD Treasure Island Project	5130Frnge	515020- Retiree Health-Match- Proj B	\$16,863	\$16,111	(\$552)	\$17,370	\$16,795	(\$575)	YES		
NGFS	ADM	296645	ADM City Administrator Prog	207655	ADM Treasure Island Dev Auth	31920	TI Continuing Authority Cn	10001292-0001	ADTI Treasure Island DevAuth	TIDA Operations	16525	AD Treasure Island Project	5130Frnge	515030- RetireeHHHCare-CityMatchProj	\$10,235	\$9,895	(\$140)	\$10,615	\$10,312	(\$313)	YES		
NGFS	ADM	296645	ADM City Administrator Prog	207655	ADM Treasure Island Dev Auth	31920	TI Continuing Authority Cn	10001292-0001	ADTI Treasure Island DevAuth	TIDA Operations	16525	AD Treasure Island Project	5130Frnge	515710- Dependent Coverage	\$174,027	\$163,889	(\$10,138)	\$185,757	\$174,993	(\$10,822)	YES		
NGFS	ADM	296645	ADM City Administrator Prog	207655	ADM Treasure Island Dev Auth	31920	TI Continuing Authority Cn	10001292-0001	ADTI Treasure Island DevAuth	TIDA Operations	16525	AD Treasure Island Project	5130Frnge	516010- Dental Coverage	\$17,743	\$16,636	(\$1,107)	\$18,278	\$17,137	(\$1,141)	YES		
NGFS	ADM	296645	ADM City Administrator Prog	207655	ADM Treasure Island Dev Auth	31920	TI Continuing Authority Cn	10001292-0001	ADTI Treasure Island DevAuth	TIDA Operations	16525	AD Treasure Island Project	5130Frnge	519120- Long Term Disability Insurance	\$6,053	\$5,701	(\$352)	\$6,313	\$5,946	(\$367)	YES		
NGFS	ADM	296645	ADM City Administrator Prog	207655	ADM Treasure Island Dev Auth	31920	TI Continuing Authority Cn	10001292-0001	ADTI Treasure Island DevAuth	TIDA Operations	16525	AD Treasure Island Project	5210NPSw	522000- Training - Budget	\$20,300	\$1,300	(\$19,000)	\$20,300	\$1,300	(\$19,000)	YES	Estimated expenses	
NGFS	ADM	296645	ADM City Administrator Prog	207655	ADM Treasure Island Dev Auth	31920	TI Continuing Authority Cn	10001292-0001	ADTI Treasure Island DevAuth	TIDA Operations	16525	AD Treasure Island Project	5210NPSw	523000- Employee Field Expense-Budget	\$2,000	\$1,000	(\$1,000)	\$2,000	\$1,000	(\$1,000)	YES		
NGFS	ADM	296645	ADM City Administrator Prog	207655	ADM Treasure Island Dev Auth	31920	TI Continuing Authority Cn	10001292-0001	ADTI Treasure Island DevAuth	TIDA Operations	16525	AD Treasure Island Project	5210NPSw	525000- Entertainment & Promotional Bldt	\$50,000	\$15,000	(\$35,000)	\$50,000	\$15,000	(\$35,000)	YES		
NGFS	ADM	296645	ADM City Administrator Prog	207655	ADM Treasure Island Dev Auth	31920	TI Continuing Authority Cn	10001292-0001	ADTI Treasure Island DevAuth	TIDA Operations	16525	AD Treasure Island Project	527000- Prof & Specialized Svcs-Bldt	\$7,085,410	\$7,604,167	\$518,757	\$7,085,410	\$5,955,391	(\$1,130,019)	YES			
NGFS	ADM	296645	ADM City Administrator Prog	207655	ADM Treasure Island Dev Auth	31920	TI Continuing Authority Cn	10001292-0001	ADTI Treasure Island DevAuth	TIDA Operations	16525	AD Treasure Island Project	529000- Maint Svcs-Bldgs & Impvt-Bldt	\$3,347,500	\$3,937,533	\$590,033	\$3,347,500	\$4,500,300	\$1,152,800	YES			
NGFS	ADM	296645	ADM City Administrator Prog	207655	ADM Treasure Island Dev Auth	31920	TI Continuing Authority Cn	10001292-0001	ADTI Treasure Island DevAuth	TIDA Operations	16525	AD Treasure Island Project	5210NPSw	531000- Maint & Leases-Equipment Bldt	\$10,300	\$67,250	\$56,950	\$10,300	\$67,250	\$56,950	YES		
NGFS	ADM	296645	ADM City Administrator Prog	207655	ADM Treasure Island Dev Auth	31920	TI Continuing Authority Cn	10001292-0001	ADTI Treasure Island DevAuth	TIDA Operations	16525	AD Treasure Island Project	5210NPSw	535000- Suspense Account-Expenditures	\$1,710,631	\$224,034	(\$1,486,597)	\$1,710,631	\$1,046,563	(\$664,068)	YES		
NGFS	ADM	296645	ADM City Administrator Prog	207655	ADM Treasure Island Dev Auth	31920	TI Continuing Authority Cn	10001292-0001	ADTI Treasure Island DevAuth	TIDA Operations	16525	AD Treasure Island Project	5400Mat&Su	540000- Materials & Supplies-Budget	\$66,850	\$20,000	(\$46,950)	\$66,950	\$20,000	(\$46,950)	YES		
NGFS	ADM	296645	ADM City Administrator Prog	207655	ADM Treasure Island Dev Auth	31920	TI Continuing Authority Cn	10001292-0001	ADTI Treasure Island DevAuth	TIDA Operations	16525	AD Treasure Island Project	58100Hnwp	581012- H-PUC-Admin Svc	0	\$40,000	\$40,000	0	\$41,200	\$41,200	YES		
NGFS	ADM	296645	ADM City Administrator Prog	207655	ADM Treasure Island Dev Auth	31920	TI Continuing Authority Cn	10001292-0001	ADTI Treasure Island DevAuth	TIDA Operations	16525	AD Treasure Island Project	58100Hnwp	581013- GF-PUC-Urb	0	\$311,250	0	\$311,250	0	\$320,588	\$320,588	YES	
NGFS	ADM	296645	ADM City Administrator Prog	207655	ADM Treasure Island Dev Auth	31920	TI Continuing Authority Cn	10001292-0001	ADTI Treasure Island DevAuth	TIDA Operations	16525	AD Treasure Island Project	58100Hnwp	581014 - GF-PUC-Health Hctchy	\$3,039,602	\$977,994	(\$2,061,646)	\$3,039,602	\$1,007,284	(\$2,003,268)	YES		
NGFS	ADM	296645	ADM City Administrator Prog	207655	ADM Treasure Island Dev Auth	31920	TI Continuing Authority Cn	10001292-0001	ADTI Treasure Island DevAuth	TIDA Operations	16525	AD Treasure Island Project	58100Hnwp	581061 - H-PUC-Water	\$153,830	\$701,040	\$547,210	\$153,830	\$722,074	\$568,244	YES		
NGFS	ADM	296645	ADM City Administrator Prog	207655	ADM Treasure Island Dev Auth	31920	TI Continuing Authority Cn	10001292-0001	ADTI Treasure Island DevAuth	TIDA Operations	16525	AD Treasure Island Project	58100Hnwp	581067 - Sr-OPW-Building Repair	\$618,000	\$818,000	\$200,000	\$618,000	\$842,540	\$224,540	YES		
NGFS	ADM	296645	ADM City Administrator Prog	207655	ADM Treasure Island Dev Auth	31920	TI Continuing Authority Cn	10001292-0001	ADTI Treasure Island DevAuth	TIDA Operations	16525	AD Treasure Island Project	58100Hnwp	581068 - Sr-OPW-Street Cleaning	\$53,045	\$0	(\$53,045)	\$53,045	\$0	(\$53,045)	YES		
NGFS	ADM	296645	ADM City Administrator Prog	207655	ADM Treasure Island Dev Auth	31920	TI Continuing Authority Cn	10001292-0001	ADTI Treasure Island DevAuth	TIDA Operations	16525	AD Treasure Island Project	58100Hnwp	581069 - Sr-OPW-Street Use & Maintenance	\$106,090	\$0	(\$106,090)	\$106,090	\$0	(\$106,090)	YES		
NGFS	ADM	296645	ADM City Administrator Prog	207655	ADM Treasure Island Dev Auth	31920	TI Continuing Authority Cn	10001292-0001	ADTI Treasure Island DevAuth	TIDA Operations	16525	AD Treasure Island Project	58100Hnwp	581071 - Sr-OPW-Engineering	\$4,889,904	\$5,428,853	\$538,949	\$4,889,904	\$5,710,795	\$820,891	YES		
NGFS	ADM	296645	ADM City Administrator Prog	207655	ADM Treasure Island Dev Auth	31920	TI Continuing Authority Cn	10001292-0001	ADTI Treasure Island DevAuth	TIDA Operations	16525	AD Treasure Island Project	58100Hnwp	581077 - Sr-CWP-Clean Water Department	\$925,000	\$1,000,000	\$975,000	\$925,000	\$1,030,000	\$95,000	YES		
NGFS	ADM	296645	ADM City Administrator Prog	207655	ADM Treasure Island Dev Auth	31920	TI Continuing Authority Cn	10001292-0001	ADTI Treasure Island DevAuth	TIDA Operations	16525	AD Treasure Island Project	58100Hnwp	581078 - Sr-OPW-Street Repair	\$0	\$103,000	\$0	\$103,000	\$0	(\$103,000)	YES		
NGFS	ADM	296645	ADM City Administrator Prog	207655	ADM Treasure Island Dev Auth	31920	TI Continuing Authority Cn	10001292-0001	ADTI Treasure Island DevAuth	TIDA Operations	16525	AD Treasure Island Project	58100Hnwp	581087 - GF-DEC-Early Childhood	\$132,355	\$128,500	(\$3,855)	\$132,355	\$128,500	(\$3,855)	YES		
NGFS	ADM	296645	ADM City Administrator Prog	207655	ADM Treasure Island Dev Auth	31920	TI Continuing Authority Cn	10001292-0001	ADTI Treasure Island DevAuth	TIDA Operations	16525	AD Treasure Island Project	58100Hnwp	581180 - GF-Con-Fast Team	\$182,000	\$187,440	\$5,440	\$182,000	\$187,460	\$5,460	YES		
NGFS	ADM	296645	ADM City Administrator Prog	207655	ADM Treasure Island Dev Auth	31920	TI Continuing Authority Cn	10001292-0001	ADTI Treasure Island DevAuth	TIDA Operations	16525	AD Treasure Island Project	58100Hnwp	581270 - GF-City Attorney-Legal Services	\$1,256,000	\$1,256,000	(\$6,000)	\$1,256,000	\$1,250,000	(\$6,000)	YES		
NGFS	ADM	296645	ADM City Administrator Prog	207655	ADM Treasure Island Dev Auth	31920	TI Continuing Authority Cn	10001292-0001	ADTI Treasure Island DevAuth	TIDA Operations	16525	AD Treasure Island Project	58100Hnwp	581300 - GF-Children,Youth,& Family Svc	\$235,625	\$226,650	(\$28,975)	\$235,625	\$233,450	(\$21,175)	YES		
NGFS	ADM	296645	ADM City Administrator Prog	207655	ADM Treasure Island Dev Auth	31920	TI Continuing Authority Cn	10001292-0001	ADTI Treasure Island DevAuth	TIDA Operations	16525	AD Treasure Island Project	58100Hnwp	581370 - GF-Environment	\$80,000	\$80,000	\$10,000	\$80,000	\$80,000	\$10,000	YES		
NGFS	ADM	296645	ADM City Administrator Prog	207655	ADM Treasure Island Dev Auth	31920	TI Continuing Authority Cn	10001292-0001	ADTI Treasure Island DevAuth	TIDA Operations	16525	AD Treasure Island Project	58100Hnwp	581450 - GF-HR-Mgmt Training	\$4,740	\$1,000	(\$3,740)	\$4,740	\$1,000	(\$3,740)	YES		
NGFS	ADM	296645	ADM City Administrator Prog	207655	ADM Treasure Island Dev Auth	31920	TI Continuing Authority Cn	10001292-0001	ADTI Treasure Island DevAuth	TIDA Operations	16525	AD Treasure Island Project	58100Hnwp	581550 - GF-Hcn-Comm Health Network AGO	\$79,568	\$77,250	(\$2,318)	\$79,568	\$77,250	(\$2,318)	YES		
NGFS	ADM	296645	ADM City Administrator Prog	207655	ADM Treasure Island Dev Auth	31920	TI Continuing Authority Cn	10001292-0001	ADTI Treasure Island DevAuth	TIDA Operations	16525	AD Treasure Island Project	581670 - GF-Mayor's - Cbty	\$386,324	\$386,324	(\$12,254)	\$386,324	\$386,324	(\$12,254)	YES			
NGFS	ADM	296645	ADM City Administrator Prog	207655	ADM Treasure Island Dev Auth	31920	TI Continuing Authority Cn	10001292-0001	ADTI Treasure Island DevAuth	TIDA Operations	16525	AD Treasure Island Project	581770 - GF-Parking & Traffic	\$257,500	\$275,000	\$17,500	\$257,500	\$285,250	\$25,750	YES			
NGFS	ADM	296645	ADM City Administrator Prog	207655	ADM Treasure Island Dev Auth	31920	TI Continuing Authority Cn	10001292-0001	ADTI Treasure Island DevAuth	TIDA Operations	16525	AD Treasure Island Project	581830 - GF-Police Security	\$143,088	\$143,088	\$0	\$143,088	\$147,381	\$4,293	YES			
NGFS	ADM	296645	ADM City Administrator Prog	207655	ADM Treasure Island Dev Auth	31920	TI Continuing Authority Cn	10013253-0001	ADTI Treasure Island Art Fee	TI Art Fees	20275	AD Treasure Island Art Fee	58100Hnwp	581050 - GF-Arts Commission	\$1,990,000	\$0	(\$1,990,000)	\$1,990,000	\$570,289	(\$1,419,711)	YES	Updated revenues	
NGFS	ADM	296645	ADM City Administrator Prog	267664	ADM Grants For The Arts	11802	SR Culture & Rec Hotel Tax	10003078-0001	ADGA Grants for the Arts	Grants for the Arts Operations	20451	Grants For the Arts	510Salary	510100- Perm Salaries-Misc- Regular	\$755,193	\$980,411	\$225,218	\$785,980	\$1,051,047	\$265,067	YES	Position changes	
NGFS	ADM	296645	ADM City Administrator Prog	267664	ADM Grants For The Arts	11802	SR Culture & Rec Hotel Tax	10003078-0001	ADGA Grants for the Arts	Grants for the Arts Operations	20451	Grants For the Arts	5130Frnge	513010- Retire City Misc	\$110,999	\$144,181	\$97,925	\$131,018	\$131,093	\$19,093	YES		
NGFS	ADM	296645	ADM City Administrator Prog	267664	ADM Grants For The Arts	11802	SR Culture & Rec Hotel Tax	10003078-0001	ADGA Grants for the Arts	Grants for the Arts Operations	20451	Grants For the Arts	5130Frnge	514010- Social Security (OASDI & HI)	\$44,747	\$58,710	\$11,963	\$47,063	\$63,300	\$16,433	YES		
NGFS	ADM	296645	ADM City Administrator Prog	267664	ADM Grants For The Arts	11802	SR Culture & Rec Hotel Tax	10003078-0001	ADGA Grants for the Arts	Grants for the Arts Operations	20451	Grants For the Arts	5130Frnge	514020 - Social Sec-Medicare(Hi Only)	\$10,950	\$14,216	\$3,266	\$11,397	\$15,241	\$3,844	YES		
NGFS	ADM	296645	ADM City Administrator Prog	267664	ADM Grants For The Arts	11802	SR Culture & Rec Hotel Tax	10003078-0001	ADGA Grants for the Arts	Grants for the Arts Operations	20451	Grants For the Arts	5130Frnge	515010- Health Service-City Match	\$23,493	\$31,305	\$25,076	\$25,076	\$34,340	\$9,264	YES		
NGFS	ADM	296645	ADM City Administrator Prog	267664	ADM Grants For The Arts	11802	SR Culture & Rec Hotel Tax	10003078-0001	ADGA Grants for the Arts	Grants for the Arts Operations	20451	Grants For the Arts	5130Frnge	515020- Retiree Health-Match- Proj B	\$4,679	\$6,074	\$1,395	\$4,870	\$6,512	\$1,642	YES		
NGFS	ADM	296645	ADM City Administrator Prog	267664	ADM Grants For The Arts	11802	SR Culture & Rec Hotel Tax	10003078-0001	ADGA Grants for the Arts	Grants for the Arts Operations	20451	Grants For the Arts	5130Frnge	515030- RetireeHHHCare-CityMatchProj	\$2,874	\$3,731	\$857	\$2,990	\$3,998	\$1,008	YES		
NGFS	ADM	296645	ADM City Administrator Prog	267664	ADM Grants For The Arts	11802	SR Culture & Rec Hotel Tax	10003078-0001	ADGA Grants for the Arts	Grants for the Arts Operations	20451	Grants For the Arts	5130Frnge	515710- Dependent Coverage	\$58,071	\$78,895	\$20,734	\$61,987	\$86,885	\$24,898	YES		
NGFS	ADM	296645	ADM City Administrator Prog	267664	ADM Grants For The Arts	11802</																	

DEPARTMENT: ADM  
Please identify proposed position changes from the FY 2023-24 and FY 2024-25 Base Budget at the account level (reflecting both salary and discretionary special class changes).

Select the following criteria before running the report:

Do not select values for any other prompts.

All submissions must be formatted appropriately so that printed copies are easily readable for the public.

**Product Surface Report LE 30 004 Shared on Glass Expansion**

Worksheet: Report 11.30.2024 filtered on Gross Equivalents																				Total BY FTE Variance				S.32 AT 2023.24				Total BY Amount Variance				S.32 AT 2024.25				Total BY1 FTE Variance				S.32 AT 2024.25				FORMULA		FTE IN																																																																																																																																																																																																																																																																																																																																																																																																																																																																																																																																																																																																																																																																																																																																																																																																																																																																																																																																																																																																																																																																																																																																																																																																																			
OFF Type	Dept	Division	Division Title	Dept ID	Dept ID Title	Fund	Fund Title	Project Activity	Project Title	Activity Title	Authority	Authority Title	Account Lf 5 Title	Account	Account Title	Class	Job Class Title	Status	Action	Start Dept FTE	End Dept FTE	Var Dept FTE	Start Dept Amt	End Dept Amt	Var Dept Amt	Start BY1 Dept FTE	End BY1 Dept FTE	Var BY1 Dept FTE	Start BY1 Dept Amt	End BY1 Dept Amt	Var BY1 Dept Amt	FTE Changes Submitted?	Amount Changes Submitted?	Explanation of FTE and/or Amount Change																																																																																																																																																																																																																																																																																																																																																																																																																																																																																																																																																																																																																																																																																																																																																																																																																																																																																																																																																																																																																																																																																																																																																																																																																															
001	A00A	286644	ADSM Internal Services	230643	NM Data Policy and Privacy	0000	GP Work Order	00000002.0000	ADSP Data Policy and Privacy	Open Data	0000	Interdepartmental Overhead	1200000	000000	Penn Salaries Misc Regular	0002_C	Manager IV	A	-	1.00																																																																																																																																																																																																																																																																																																																																																																																																																																																																																																																																																																																																																																																																																																																																																																																																																																																																																																																																																																																																																																																																																																																																																																																																																																													</



GFs Type	Dept Grp	Division	Division Title	Dept ID	Dept ID Title	Fund	Fund Title	Project-Activity	Project Title	Activity Title	Authority	Authority Title	Account Lvl 5 Title	Account	Account Title	Class	Job Class Title	Status	Action	Start Dept FTE	End Dept FTE	Var Dept FTE	Start Dept Amt	End Dept Amt	Var Dept Amt	Start BY+1 Dept FTE	End BY+1 Dept FTE	Var BY+1 Dept FTE	Start BY+1 Dept Amt	End BY+1 Dept Amt	Var BY+1 Dept Amt	FTE Changes Submitted?	Amount Changes Submitted?	Explanation of FTE and/or Amount Change		
W01	ADM	28644	ADM Internal Services	23176	ADM Fleet Management	27500	RGSP CENTRAL SACSOPS FUND	00001025-0000	ADM Fleet Management	Fleet Management Operations	0000	Operating	1100Pmg	010750	Dependent Coverage	7300_2	Automotive Body And Fender Worker Supervisor I	A		0	0.00				0	\$16,250	\$16,250	0.00			\$16,250	\$16,250		NO	YES	
W01	ADM	28644	ADM Internal Services	23176	ADM Fleet Management	27500	RGSP CENTRAL SACSOPS FUND	00001025-0001	ADM Fleet Management	Fleet Management Operations	0000	Operating	1100Pmg	010810	Dental Coverage	7300_2	Automotive Body And Fender Worker	A		0	0.00	-		0	\$1,972	\$1,972	0.00	-		0	\$1,410	\$1,410		NO	YES	
W01	ADM	28644	ADM Internal Services	23176	ADM Fleet Management	27500	RGSP CENTRAL SACSOPS FUND	00001025-0005	ADM Fleet Management	Fleet Management Operations	0000	Operating	0101Salary	000000	Permi Salaries Misc Regular	7300_2	Automotive Body And Fender Worker	A		0.00	0.00	(1.00)	\$405,364	\$405,322	(\$11,861)	0.00	0.00	(1.00)	\$475,155	\$475,087	(\$118,602)	YES	YES			
W01	ADM	28644	ADM Internal Services	23176	ADM Fleet Management	27500	RGSP CENTRAL SACSOPS FUND	00001025-0001	ADM Fleet Management	Fleet Management Operations	0000	Operating	1100Pmg	010800	Neuro City Mkt	7300_2	Automotive Body And Fender Worker	A						\$68,188	\$61,120	(\$7,068)				\$60,496	\$45,177	(\$15,319)	NO	YES		
W01	ADM	28644	ADM Internal Services	23176	ADM Fleet Management	27500	RGSP CENTRAL SACSOPS FUND	00001025-0001	ADM Fleet Management	Fleet Management Operations	0000	Operating	1100Pmg	010800	Social Security (SS0024 & H	7300_2	Automotive Body And Fender Worker	A						\$26,210	\$21,174	(\$7,044)				\$29,430	\$22,086	(\$7,344)	NO	YES		
W01	ADM	28644	ADM Internal Services	23176	ADM Fleet Management	27500	RGSP CENTRAL SACSOPS FUND	00001025-0001	ADM Fleet Management	Fleet Management Operations	0000	Operating	1100Pmg	010800	Social Sec-Medicare (mg)	7300_2	Automotive Body And Fender Worker	A						\$6,400	\$4,901	(\$1,491)	-			\$6,400	\$1,140	(\$1,790)	NO	YES		
W01	ADM	28644	ADM Internal Services	23176	ADM Fleet Management	27500	RGSP CENTRAL SACSOPS FUND	00001025-0001	ADM Fleet Management	Fleet Management Operations	0000	Operating	1100Pmg	010800	Health Service City Match	7300_2	Automotive Body And Fender Worker	A						\$10,576	\$8,457	(\$2,119)	-			\$11,000	\$6,706	(\$2,500)	NO	YES		
W01	ADM	28644	ADM Internal Services	23176	ADM Fleet Management	27500	RGSP CENTRAL SACSOPS FUND	00001025-0001	ADM Fleet Management	Fleet Management Operations	0000	Operating	1100Pmg	010800	Neuro Health Match-Prng	7300_2	Automotive Body And Fender Worker	A						\$2,830	\$1,110	(\$1,720)	-			\$2,000	\$1,200	(\$770)	NO	YES		
W01	ADM	28644	ADM Internal Services	23176	ADM Fleet Management	27500	RGSP CENTRAL SACSOPS FUND	00001025-0000	ADM Fleet Management	Fleet Management Operations	0000	Operating	1100Pmg	010800	NeuroHealth-Care-DependentPrng	7300_2	Automotive Body And Fender Worker	A						\$1,730	\$1,290	(\$440)				\$1,800	\$1,500	(\$300)	NO	YES		
W01	ADM	28644	ADM Internal Services	23176	ADM Fleet Management	27500	RGSP CENTRAL SACSOPS FUND	00001025-0001	ADM Fleet Management	Fleet Management Operations	0000	Operating	1100Pmg	010750	Dependent Coverage	7300_2	Automotive Body And Fender Worker	A						\$60,882	\$60,639	(\$11,203)				\$64,812	\$48,744	(\$16,068)	NO	YES		
W01	ADM	28644	ADM Internal Services	23176	ADM Fleet Management	27500	RGSP CENTRAL SACSOPS FUND	00001025-0001	ADM Fleet Management	Fleet Management Operations	0000	Operating	1100Pmg	010800	Dental Coverage	7300_2	Automotive Body And Fender Worker	A						\$1,488	\$1,114	(\$1,372)	-			\$1,810	\$1,430	(\$1,410)	NO	YES		
W01	ADM	28644	ADM Internal Services	23176	ADM Fleet Management	27500	RGSP CENTRAL SACSOPS FUND	00001025-0001	ADM Fleet Management	Fleet Management Operations	0000	Operating	0101Salary	000000	Permi Salaries Misc Regular	7300_2	Car And Auto Painter	A			0.00	0.00	0.00	0.00	\$113,841	\$113,841	0.00	0.00	0.00	0.00	\$118,629	\$118,629	0.00	NO	YES	
W01	ADM	28644	ADM Internal Services	23176	ADM Fleet Management	27500	RGSP CENTRAL SACSOPS FUND	00001025-0001	ADM Fleet Management	Fleet Management Operations	0000	Operating	1100Pmg	010800	Neuro City Mkt	7300_2	Car And Auto Painter	A			0.00	0.00	-		0	\$1,704	\$7,084	0.00	-		0	\$15,120	\$15,224	NO	YES	
W01	ADM	28644	ADM Internal Services	23176	ADM Fleet Management	27500	RGSP CENTRAL SACSOPS FUND	00001025-0001	ADM Fleet Management	Fleet Management Operations	0000	Operating	1100Pmg	010800	Social Security (SS0024 & H	7300_2	Car And Auto Painter	A						0	\$7,068	\$7,068	0.00			0	\$7,000	\$7,000	NO	YES		
W01	ADM	28644	ADM Internal Services	23176	ADM Fleet Management	27500	RGSP CENTRAL SACSOPS FUND	00001025-0001	ADM Fleet Management	Fleet Management Operations	0000	Operating	1100Pmg	010800	Social Sec-Medicare (mg)	7300_2	Car And Auto Painter	A						0	\$1,883	\$1,883	0.00			0	\$1,700	\$1,700	NO	YES		
W01	ADM	28644	ADM Internal Services	23176	ADM Fleet Management	27500	RGSP CENTRAL SACSOPS FUND	00001025-0001	ADM Fleet Management	Fleet Management Operations	0000	Operating	1100Pmg	010800	Health Service City Match	7300_2	Car And Auto Painter	A						0	\$2,700	\$2,700	0.00	-		0	\$2,800	\$2,800	NO	YES		
W01	ADM	28644	ADM Internal Services	23176	ADM Fleet Management	27500	RGSP CENTRAL SACSOPS FUND	00001025-0001	ADM Fleet Management	Fleet Management Operations	0000	Operating	1100Pmg	010800	Neuro Health Match-Prng	7300_2	Car And Auto Painter	A						0	\$700	\$700	0.00	-		0	\$700	\$700	NO	YES		
W01	ADM	28644	ADM Internal Services	23176	ADM Fleet Management	27500	RGSP CENTRAL SACSOPS FUND	00001025-0001	ADM Fleet Management	Fleet Management Operations	0000	Operating	1100Pmg	010800	NeuroHealth-Care-DependentPrng	7300_2	Car And Auto Painter	A						0	\$400	\$400	0.00	-		0	\$400	\$400	NO	YES		
W01	ADM	28644	ADM Internal Services	23176	ADM Fleet Management	27500	RGSP CENTRAL SACSOPS FUND	00001025-0001	ADM Fleet Management	Fleet Management Operations	0000	Operating	1100Pmg	010750	Dependent Coverage	7300_2	Car And Auto Painter	A						0	\$16,110	\$16,110	0.00	-		0	\$16,000	\$16,000	NO	YES		
W01	ADM	28644	ADM Internal Services	23176	ADM Fleet Management	27500	RGSP CENTRAL SACSOPS FUND	00001025-0001	ADM Fleet Management	Fleet Management Operations	0000	Operating	1100Pmg	010800	Dental Coverage	7300_2	Car And Auto Painter	A						0	\$1,370	\$1,370	0.00	-		0	\$1,400	\$1,400	NO	YES		
W01	ADM	28644	ADM Internal Services	23176	ADM Fleet Management	27500	RGSP CENTRAL SACSOPS FUND	00001025-0001	ADM Fleet Management	Fleet Management Operations	0000	Operating	0101Salary	000000	Permi Salaries Misc Regular	7310_2	Automotive Machinist Assistant Supervisor	A			1.00	0.00	(1.00)	\$999,810	\$995,568	(\$116,461)	1.00	0.00	(1.00)	\$978,308	\$978,600	(\$116,300)	YES	YES		
W01	ADM	28644	ADM Internal Services	23176	ADM Fleet Management	27500	RGSP CENTRAL SACSOPS FUND	00001025-0001	ADM Fleet Management	Fleet Management Operations	0000	Operating	1100Pmg	010800	Neuro City Mkt	7310_2	Automotive Machinist Assistant Supervisor	A						\$140,000	\$120,504	(\$10,496)				\$124,810	\$107,000	(\$17,810)	NO	YES		
W01	ADM	28644	ADM Internal Services	23176	ADM Fleet Management	27500	RGSP CENTRAL SACSOPS FUND	00001025-0000	ADM Fleet Management	Fleet Management Operations	0000	Operating	1100Pmg	010800	Social Security (SS0024 & H	7310_2	Automotive Machinist Assistant Supervisor	A						\$58,204	\$59,864	(\$8,244)				\$60,716	\$52,044	(\$8,672)	NO	YES		
W01	ADM	28644	ADM Internal Services	23176	ADM Fleet Management	27500	RGSP CENTRAL SACSOPS FUND	00001025-0001	ADM Fleet Management	Fleet Management Operations	0000	Operating	1100Pmg	010800	Social Sec-Medicare (mg)	7310_2	Automotive Machinist Assistant Supervisor	A						\$10,420	\$14,682	(\$1,467)	-			\$14,200	\$12,174	(\$2,026)	NO	YES		
W01	ADM	28644	ADM Internal Services	23176	ADM Fleet Management	27500	RGSP CENTRAL SACSOPS FUND	00001025-0001	ADM Fleet Management	Fleet Management Operations	0000	Operating	1100Pmg	010800	Health Service City Match	7310_2	Automotive Machinist Assistant Supervisor	A						\$10,000	\$16,610	(\$1,710)				\$20,114	\$17,400	(\$2,700)	NO	YES		
W01	ADM	28644	ADM Internal Services	23176	ADM Fleet Management	27500	RGSP CENTRAL SACSOPS FUND	00001025-0001	ADM Fleet Management	Fleet Management Operations	0000	Operating	1100Pmg	010800	Neuro Health Match-Prng	7310_2	Automotive Machinist Assistant Supervisor	A						\$6,400	\$4,901	(\$810)	-			\$6,400	\$1,000	(\$480)	NO	YES		
W01	ADM	28644	ADM Internal Services	23176	ADM Fleet Management	27500	RGSP CENTRAL SACSOPS FUND	00001025-0001	ADM Fleet Management	Fleet Management Operations	0000	Operating	1100Pmg	010800	NeuroHealth-Care-DependentPrng	7310_2	Automotive Machinist Assistant Supervisor	A						\$3,577	\$3,048	(\$510)				\$3,704	\$3,100	(\$510)	NO	YES		
W01	ADM	28644	ADM Internal Services	23176	ADM Fleet Management	27500	RGSP CENTRAL SACSOPS FUND	00001025-0001	ADM Fleet Management	Fleet Management Operations	0000	Operating	1100Pmg	010750	Dependent Coverage	7310_2	Automotive Machinist Assistant Supervisor	A						\$106,194	\$91,710	(\$14,210)				\$111,666	\$97,400	(\$16,240)	NO	YES		
W01	ADM	28644	ADM Internal Services	23176	ADM Fleet Management	27500	RGSP CENTRAL SACSOPS FUND	00001025-0001	ADM Fleet Management	Fleet Management Operations	0000	Operating	1100Pmg	010800	Dental Coverage	7310_2	Automotive Machinist Assistant Supervisor	A						0	\$6,400	\$6,400	(\$1,472)				\$9,610	\$6,470	(\$1,410)	NO	YES	
W01	ADM	28644	ADM Internal Services	23176	ADM Fleet Management	27500	RGSP CENTRAL SACSOPS FUND	00001025-0001	ADM Fleet Management	Fleet Management Operations	0000	Operating	0101Salary	000000	Permi Salaries Misc Regular	7320_2	Automotive Body And Fender Worker Asst Supervisor	A			1.00	0.00	(2.00)	\$246,512	\$0	(\$246,512)	0	0.00	(2.00)	\$279,810	\$0	(\$279,810)	YES	YES		
W01	ADM	28644	ADM Internal Services	23176	ADM Fleet Management	27500	RGSP CENTRAL SACSOPS FUND	00001025-0001	ADM Fleet Management	Fleet Management Operations	0000	Operating	1100Pmg	010800	Neuro City Mkt	7320_2	Automotive Body And Fender Worker Asst Supervisor	A						\$60,108	\$0	(\$60,108)	-			\$16,814	\$0	(\$16,814)	NO	YES		
W01	ADM	28644	ADM Internal Services	23176	ADM Fleet Management	27500	RGSP CENTRAL SACSOPS FUND	00001025-0001	ADM Fleet Management	Fleet Management Operations	0000	Operating	1100Pmg	010800	Social Security (SS0024 & H	7320_2	Automotive Body And Fender Worker Asst Supervisor	A						\$16,800	\$0	(\$16,800)				\$17,048	\$0	(\$17,048)	NO	YES		
W01	ADM	28644	ADM Internal Services	23176	ADM Fleet Management	27500	RGSP CENTRAL SACSOPS FUND	00001025-0001	ADM Fleet Management	Fleet Management Operations	0000	Operating	1100Pmg	010800	Social Sec-Medicare (mg)	7320_2	Automotive Body And Fender Worker Asst Supervisor	A						\$9,400	\$0	(\$1,894)	-			\$9,400	\$0	(\$9,400)	NO	YES		
W01	ADM	28644	ADM Internal Services	23176	ADM Fleet Management	27500	RGSP CENTRAL SACSOPS FUND	00001025-0001	ADM Fleet Management	Fleet Management Operations	0000	Operating	1100Pmg	010800	Health Service City Match	7320_2	Automotive Body And Fender Worker Asst Supervisor	A						\$5,400	\$0	(\$1,400)				\$5,800	\$0	(\$1,400)	NO	YES		
W01	ADM	28644	ADM Internal Services	23176	ADM Fleet Management	27500	RGSP CENTRAL SACSOPS FUND	00001025-0001	ADM Fleet Management	Fleet Management Operations	0000	Operating	1100Pmg	010800	Neuro Health Match-Prng	7320_2	Automotive Body And Fender Worker Asst Supervisor	A						\$1,400	\$0	(\$1,600)				\$1,700	\$0	(\$1,700)	NO	YES		
W01	ADM	28644	ADM Internal Services	23176	ADM Fleet Management	27500	RGSP CENTRAL SACSOPS FUND	00001025-0001	ADM Fleet Management	Fleet Management Operations	0000	Operating	1100Pmg	010800	NeuroHealth-Care-DependentPrng	7320_2	Automotive Body And Fender Worker Asst Supervisor	A						\$1,000	\$0	(\$1,000)	-			\$1,000	\$0	(\$1,000)	NO	YES		
W01	ADM	28644	ADM Internal Services	23176	ADM Fleet Management	27500	RGSP CENTRAL SACSOPS FUND	00001025-0001	ADM Fleet Management	Fleet Management Operations	0000	Operating	1100Pmg	010750	Dependent Coverage	7320_2	Automotive Body And Fender Worker Asst Supervisor	A						\$10,400	\$0	(\$10,400)				\$10,476	\$0	(\$10,476)	NO	YES		
W01	ADM	28644	ADM Internal Services	23176	ADM Fleet Management	27500	RGSP CENTRAL SACSOPS FUND	00001025-0001	ADM Fleet Management	Fleet Management Operations	0000	Operating	1100Pmg	010800	Dental Coverage	7320_2	Automotive Body And Fender Worker Asst Supervisor	A						\$1,740	\$0	(\$1,740)	-			\$2,800	\$0	(\$1,800)	NO	YES		
W01	ADM	28644	ADM Internal Services	23176	ADM Fleet Management	27500	RGSP CENTRAL SACSOPS FUND	00001025-0001	ADM Fleet Management	Fleet Management Operations	0000	Operating	0101Salary	000000	Permi Salaries Misc Regular	7300_2	Maintenance Controller	A			0.00	0.00	1.00	0	\$18,261	\$18,261	0.00	0.00	1.00	0	\$19,900	\$19,900	0.00	YES	YES	
W01	ADM	28644	ADM Internal Services	23176	ADM Fleet Management	27500	RGSP CENTRAL SACSOPS FUND	00001025-0001	ADM Fleet Management	Fleet Management Operations	0000	Operating	1100Pmg	010800	Neuro City Mkt	7300_2	Maintenance Controller	A																		

FTE Type	Dept	Division	Division Title	Dept ID	Dept ID Title	Fund	Fund Title	Project Activity	Project Title	Activity Title	Authority	Authority Title	Account Lvl 5 Title	Account	Account Title	Class	Job Class Title	Status	Action	Start Dept FTE	End Dept FTE	Var Dept FTE	Start Dept Amt	End Dept Amt	Var Dept Amt	Start Bvlt1 Dept FTE	End Bvlt1 Dept FTE	Var Bvlt1 Dept FTE	Start Bvlt1 Dept Amt	End Bvlt1 Dept Amt	Var Bvlt1 Dept Amt	FTE Changes Submitted?	Amount Changes Submitted?	Explanation of FTE and/or Amount Change		
REG	ADM	26644	ADM Internal Services	23176	ADM Fleet Management	27500	RSP CAPITAL SACS FUND	0001625-0001	ADM Fleet Management	Fleet Management Operations	0000	Operating	1000range	100000	Vehicle Wash/Match Prog	1000,2	Maintenance Controller	N			0															
REG	ADM	26644	ADM Internal Services	23176	ADM Fleet Management	27500	RSP CAPITAL SACS FUND	0001625-0001	ADM Fleet Management	Fleet Management Operations	0000	Operating	1000range	100000	Rebuild/Care Chassis/Driv	1000,2	Maintenance Controller	N		5	0.00				\$511	\$511	0	\$510	\$510	0	\$510	\$510	0			
REG	ADM	26644	ADM Internal Services	23176	ADM Fleet Management	27500	RSP CAPITAL SACS FUND	0001625-0001	ADM Fleet Management	Fleet Management Operations	0000	Operating	1000range	100000	Dependent Coverage	1000,2	Maintenance Controller	N							\$1,215	\$1,215	0	\$1,215	\$1,215	0	\$1,215	\$1,215	0			
REG	ADM	26644	ADM Internal Services	23176	ADM Fleet Management	27500	RSP CAPITAL SACS FUND	0001625-0001	ADM Fleet Management	Fleet Management Operations	0000	Operating	1000range	100000	Detail Coverage	1000,2	Maintenance Controller	N		5	0.00					\$1,275	\$1,275	0	\$1,275	\$1,275	0	\$1,275	\$1,275	0		
REG	ADM	26644	ADM Internal Services	23176	ADM Fleet Management	27500	RSP CAPITAL SACS FUND	0001625-0001	ADM Fleet Management	Fleet Management Operations	0000	Operating	1000range	100000	Peris Labors Misc Reg	1000,2	Attention Savings-Miscellaneous	N						\$8,310	\$8,310		\$8,310	\$8,310		\$8,310	\$8,310					
REG	ADM	26644	ADM Internal Services	23176	ADM Fleet Management	27500	RSP CAPITAL SACS FUND	0001625-0001	ADM Fleet Management	Fleet Management Operations	0000	Operating	1000range	100000	Revol City Mtr	1000,2	Attention Savings-Miscellaneous	N																		
REG	ADM	26644	ADM Internal Services	23176	ADM Fleet Management	27500	RSP CAPITAL SACS FUND	0001625-0001	ADM Fleet Management	Fleet Management Operations	0000	Operating	1000range	100000	Detail Coverage	1000,2	Attention Savings-Miscellaneous	N																		
REG	ADM	26644	ADM Internal Services	23176	ADM Fleet Management	27500	RSP CAPITAL SACS FUND	0001625-0001	ADM Fleet Management	Fleet Management Operations	0000	Operating	1000range	100000	Detail Coverage	1000,2	Attention Savings-Miscellaneous	N																		
REG	ADM	26644	ADM Internal Services	23176	ADM Fleet Management	27500	RSP CAPITAL SACS FUND	0001625-0001	ADM Fleet Management	Fleet Management Operations	0000	Operating	1000range	100000	Detail Coverage	1000,2	Attention Savings-Miscellaneous	N																		
REG	ADM	26644	ADM Internal Services	23176	ADM Fleet Management	27500	RSP CAPITAL SACS FUND	0001625-0001	ADM Fleet Management	Fleet Management Operations	0000	Operating	1000range	100000	Detail Coverage	1000,2	Attention Savings-Miscellaneous	N																		
REG	ADM	26644	ADM Internal Services	23176	ADM Fleet Management	27500	RSP CAPITAL SACS FUND	0001625-0001	ADM Fleet Management	Fleet Management Operations	0000	Operating	1000range	100000	Detail Coverage	1000,2	Attention Savings-Miscellaneous	N																		
REG	ADM	26644	ADM Internal Services	23176	ADM Fleet Management	27500	RSP CAPITAL SACS FUND	0001625-0001	ADM Fleet Management	Fleet Management Operations	0000	Operating	1000range	100000	Detail Coverage	1000,2	Attention Savings-Miscellaneous	N																		
REG	ADM	26644	ADM Internal Services	23176	ADM Fleet Management	27500	RSP CAPITAL SACS FUND	0001625-0001	ADM Fleet Management	Fleet Management Operations	0000	Operating	1000range	100000	Detail Coverage	1000,2	Attention Savings-Miscellaneous	N																		
REG	ADM	26644	ADM Internal Services	23176	ADM Fleet Management	27500	RSP CAPITAL SACS FUND	0001625-0001	ADM Fleet Management	Fleet Management Operations	0000	Operating	1000range	100000	Detail Coverage	1000,2	Attention Savings-Miscellaneous	N																		
REG	ADM	26644	ADM Internal Services	23176	ADM Fleet Management	27500	RSP CAPITAL SACS FUND	0001625-0001	ADM Fleet Management	Fleet Management Operations	0000	Operating	1000range	100000	Detail Coverage	1000,2	Attention Savings-Miscellaneous	N																		
REG	ADM	26644	ADM Internal Services	23176	ADM Fleet Management	27500	RSP CAPITAL SACS FUND	0001625-0001	ADM Fleet Management	Fleet Management Operations	0000	Operating	1000range	100000	Detail Coverage	1000,2	Attention Savings-Miscellaneous	N																		
REG	ADM	26644	ADM Internal Services	23176	ADM Fleet Management	27500	RSP CAPITAL SACS FUND	0001625-0001	ADM Fleet Management	Fleet Management Operations	0000	Operating	1000range	100000	Detail Coverage	1000,2	Attention Savings-Miscellaneous	N																		
REG	ADM	26644	ADM Internal Services	23176	ADM Fleet Management	27500	RSP CAPITAL SACS FUND	0001625-0001	ADM Fleet Management	Fleet Management Operations	0000	Operating	1000range	100000	Detail Coverage	1000,2	Attention Savings-Miscellaneous	N																		
REG	ADM	26644	ADM Internal Services	23176	ADM Fleet Management	27500	RSP CAPITAL SACS FUND	0001625-0001	ADM Fleet Management	Fleet Management Operations	0000	Operating	1000range	100000	Detail Coverage	1000,2	Attention Savings-Miscellaneous	N																		
REG	ADM	26644	ADM Internal Services	23176	ADM Fleet Management	27500	RSP CAPITAL SACS FUND	0001625-0001	ADM Fleet Management	Fleet Management Operations	0000	Operating	1000range	100000	Detail Coverage	1000,2	Attention Savings-Miscellaneous	N																		
REG	ADM	26644	ADM Internal Services	23176	ADM Fleet Management	27500	RSP CAPITAL SACS FUND	0001625-0001	ADM Fleet Management	Fleet Management Operations	0000	Operating	1000range	100000	Detail Coverage	1000,2	Attention Savings-Miscellaneous	N																		
REG	ADM	26644	ADM Internal Services	23176	ADM Fleet Management	27500	RSP CAPITAL SACS FUND	0001625-0001	ADM Fleet Management	Fleet Management Operations	0000	Operating	1000range	100000	Detail Coverage	1000,2	Attention Savings-Miscellaneous	N																		
REG	ADM	26644	ADM Internal Services	23176	ADM Fleet Management	27500	RSP CAPITAL SACS FUND	0001625-0001	ADM Fleet Management	Fleet Management Operations	0000	Operating	1000range	100000	Detail Coverage	1000,2	Attention Savings-Miscellaneous	N																		
REG	ADM	26644	ADM Internal Services	23176	ADM Fleet Management	27500	RSP CAPITAL SACS FUND	0001625-0001	ADM Fleet Management	Fleet Management Operations	0000	Operating	1000range	100000	Detail Coverage	1000,2	Attention Savings-Miscellaneous	N																		
REG	ADM	26644	ADM Internal Services	23176	ADM Fleet Management	27500	RSP CAPITAL SACS FUND	0001625-0001	ADM Fleet Management	Fleet Management Operations	0000	Operating	1000range	100000	Detail Coverage	1000,2	Attention Savings-Miscellaneous	N																		
REG	ADM	26644	ADM Internal Services	23176	ADM Fleet Management	27500	RSP CAPITAL SACS FUND	0001625-0001	ADM Fleet Management	Fleet Management Operations	0000	Operating	1000range	100000	Detail Coverage	1000,2	Attention Savings-Miscellaneous	N																		
REG	ADM	26644	ADM Internal Services	23176	ADM Fleet Management	27500	RSP CAPITAL SACS FUND	0001625-0001	ADM Fleet Management	Fleet Management Operations	0000	Operating	1000range	100000	Detail Coverage	1000,2	Attention Savings-Miscellaneous	N																		
REG	ADM	26644	ADM Internal Services	23176	ADM Fleet Management	27500	RSP CAPITAL SACS FUND	0001625-0001	ADM Fleet Management	Fleet Management Operations	0000	Operating	1000range	100000	Detail Coverage	1000,2	Attention Savings-Miscellaneous	N																		
REG	ADM	26644	ADM Internal Services	23176	ADM Fleet Management	27500	RSP CAPITAL SACS FUND	0001625-0001	ADM Fleet Management	Fleet Management Operations	0000	Operating	1000range	100000	Detail Coverage	1000,2	Attention Savings-Miscellaneous	N																		
REG	ADM	26644	ADM Internal Services	23176	ADM Fleet Management	27500	RSP CAPITAL SACS FUND	0001625-0001	ADM Fleet Management	Fleet Management Operations	0000	Operating	1000range	100000	Detail Coverage	1000,2	Attention Savings-Miscellaneous	N																		
REG	ADM	26644	ADM Internal Services	23176	ADM Fleet Management	27500	RSP CAPITAL SACS FUND	0001625-0001	ADM Fleet Management	Fleet Management Operations	0000	Operating	1000range	100000	Detail Coverage	1000,2	Attention Savings-Miscellaneous	N																		
REG	ADM	26644	ADM Internal Services	23176	ADM Fleet Management	27500	RSP CAPITAL SACS FUND	0001625-0001	ADM Fleet Management	Fleet Management Operations	0000	Operating	1000range	100000	Detail Coverage	1000,2	Attention Savings-Miscellaneous	N																		
REG	ADM	26644	ADM Internal Services	23176	ADM Fleet Management	27500	RSP CAPITAL SACS FUND	0001625-0001	ADM Fleet Management	Fleet Management Operations	0000	Operating	1000range	100000	Detail Coverage	1000,2	Attention Savings-Miscellaneous	N																		
REG	ADM	26644	ADM Internal Services	23176	ADM Fleet Management	27500	RSP CAPITAL SACS FUND	0001625-0001	ADM Fleet Management	Fleet Management Operations	0000	Operating	1000range	100000	Detail Coverage	1000,2	Attention Savings-Miscellaneous	N																		
REG	ADM	26644	ADM Internal Services	23176	ADM Fleet Management	27500	RSP CAPITAL SACS FUND	0001625-0001	ADM Fleet Management	Fleet Management Operations	0000	Operating	1000range	100000	Detail Coverage	1000,2	Attention Savings-Miscellaneous	N																		
REG	ADM	26644	ADM Internal Services	23176	ADM Fleet Management	27500	RSP CAPITAL SACS FUND	0001625-0001	ADM Fleet Management	Fleet Management Operations	0000	Operating	1000range	100000	Detail Coverage	1000,2	Attention Savings-Miscellaneous	N																		
REG	ADM	26644	ADM Internal Services	23176	ADM Fleet Management	27500	RSP CAPITAL SACS FUND	0001625-0001	ADM Fleet Management	Fleet Management Operations	0000	Operating	1000range	100000	Detail Coverage	1000,2	Attention Savings-Miscellaneous	N																		
REG	ADM	26644	ADM Internal Services	23176	ADM Fleet Management	27500	RSP CAPITAL SACS FUND	0001625-0001	ADM Fleet Management	Fleet Management Operations	0000	Operating	1000range	100000	Detail Coverage	1000,2	Attention Savings-Miscellaneous	N																		
REG	ADM	26644	ADM Internal Services	23176	ADM Fleet Management	27500	RSP CAPITAL SACS FUND	0001625-0001	ADM Fleet Management	Fleet Management Operations	0000	Operating	1000range	100000	Detail Coverage	1000,2	Attention Savings-Miscellaneous	N																		
REG	ADM	26644	ADM Internal Services	23176	ADM Fleet Management	27500	RSP CAPITAL SACS FUND	0001625-0001	ADM Fleet Management	Fleet Management Operations	0000	Operating	1000range	100000	Detail Coverage	1000,2	Attention Savings-Miscellaneous	N																		
REG	ADM	26644	ADM Internal Services	23176	ADM Fleet Management	27500	RSP CAPITAL SACS FUND	0001625-0001	ADM Fleet Management	Fleet Management Operations	0000	Operating	1000range	100000	Detail Coverage	1000,2	Attention Savings-Miscellaneous	N																		
REG	ADM	26644	ADM Internal Services	23176	ADM Fleet Management	27500	RSP CAPITAL SACS FUND	0001625-0001	ADM Fleet Management	Fleet Management Operations	0000	Operating	1000range	100000	Detail Coverage	1000,2	Attention Savings-Miscellaneous	N																		
REG	ADM	26644	ADM Internal Services	23176	ADM Fleet Management	27500	RSP CAPITAL SACS FUND	0001625-0001	ADM Fleet Management	Fleet Management Operations	0000	Operating	1000range	100000	Detail Coverage	1000,2	Attention Savings-Miscellaneous	N																		
REG	ADM	26644	ADM Internal Services	23176	ADM Fleet Management	27500	RSP CAPITAL SACS FUND	0001625-0001	ADM Fleet Management	Fleet Management Operations	0000	Operating	1000range	100000	Detail Coverage	1000,2	Attention Savings-Miscellaneous	N																		
REG	ADM	26644	ADM Internal Services	23176	ADM Fleet Management	27500	RSP CAPITAL SACS FUND	0001625-0001	ADM Fleet Management	Fleet Management Operations	0000	Operating	1000range	100000	Detail Coverage	1000,2	Attention Savings-Miscellaneous	N																		
REG	ADM	26644	ADM Internal Services	23176	ADM Fleet Management	27500	RSP CAPITAL SACS FUND	0001625-0001	ADM Fleet Management	Fleet Management Operations	0000	Operating	1000range	100000	Detail Coverage	1000,2	Attention Savings-Miscellaneous	N																		
REG	ADM	26644	ADM Internal Services	23176	ADM Fleet Management	27500	RSP CAPITAL SACS FUND	0001625-0001	ADM Fleet Management	Fleet Management Operations	0000	Operating	1000range	100000	Detail Coverage	1000,2	Attention Savings-Miscellaneous	N																		
REG	ADM	26644	ADM Internal Services	23176	ADM Fleet Management	27500	RSP CAPITAL SACS FUND	0001625-0001	ADM Fleet Management	Fleet Management Operations	0000	Operating	1000range	100000	Detail Coverage	1000,2	Attention Savings-Miscellaneous	N																		
REG	ADM	26644	ADM Internal Services	23176	ADM Fleet Management	27500	RSP CAPITAL SACS FUND	0001625-0001	ADM Fleet Management	Fleet Management Operations	0000	Operating	1000range	100000	Detail Coverage	1000,2	Attention Savings-Miscellaneous	N																		
REG	ADM																																			





























GFs Type	Dept Grp	Division	Division Title	Dept ID	Dept ID Title	Fund	Fund Title	Project-Activity	Project Title	Activity Title	Authority	Authority Title	Account Lvl 5 Title	Account	Account Title	Class	Job Class Title	Status	Action	Start Dept FTE	End Dept FTE	Var Dept FTE	Start Dept Amt	End Dept Amt	Var Dept Amt	Start BY+1 Dept FTE	End BY+1 Dept FTE	Var BY+1 Dept FTE	Start BY+1 Dept Amt	End BY+1 Dept Amt	Var BY+1 Dept Amt	FTE Changes Submitted?	Amount Changes Submitted?	Explanation of FTE and/or Amount Change					
NOF1	ADM	26644	ADM Internal Services	2380%	ADM Real Estate Division	0300	03 Real Property	0001-002-0003	ADM Real Estate Operations	Property Management	17376	Real Estate Real Property Fund	130000	03000	Neve City Mkt	0000A_2	Attention Savings-Miscellaneous	S						\$27,750	\$58,880	\$26,760				\$26,760	\$58,880	\$26,760	NO	YES					
NOF1	ADM	26644	ADM Internal Services	2380%	ADM Real Estate Division	0300	03 Real Property	0001-002-0003	ADM Real Estate Operations	Property Management	17376	Real Estate Real Property Fund	130000	03000	Local Security (DASDB & H)	0000A_2	Attention Savings-Miscellaneous	S							\$11,480	\$61,220	\$61,793				\$61,680	\$126,230	\$162,710	NO	YES				
NOF1	ADM	26644	ADM Internal Services	2380%	ADM Real Estate Division	0300	03 Real Property	0001-002-0003	ADM Real Estate Operations	Property Management	17376	Real Estate Real Property Fund	130000	03000	Local Sec Ambulance (DHS)	0000A_2	Attention Savings-Miscellaneous	S							\$2,687	\$1,660	\$2,476				\$2,487	\$4,600	\$2,413	NO	YES				
NOF1	ADM	26644	ADM Internal Services	2380%	ADM Real Estate Division	0300	03 Real Property	0001-002-0003	ADM Real Estate Operations	Property Management	17376	Real Estate Real Property Fund	130000	03000	Health Service City March Fund	0000A_2	Attention Savings-Miscellaneous	S							\$5,687	\$10,650	\$5,044				\$5,361	\$13,230	\$7,869	NO	YES				
NOF1	ADM	26644	ADM Internal Services	2380%	ADM Real Estate Division	0300	03 Real Property	0001-002-0003	ADM Real Estate Operations	Property Management	17376	Real Estate Real Property Fund	130000	03000	Neve Health Match-Frog	0000A_2	Attention Savings-Miscellaneous	S							\$1,480	\$1,400	\$1,272				\$1,188	\$3,680	\$6,472	NO	YES				
NOF1	ADM	26644	ADM Internal Services	2380%	ADM Real Estate Division	0300	03 Real Property	0001-002-0003	ADM Real Estate Operations	Property Management	17376	Real Estate Real Property Fund	130000	03000	NeveHealthCare-ChickMandrill	0000A_2	Attention Savings-Miscellaneous	S							\$750	\$1,860	\$780				\$780	\$4,730	\$6,010	NO	YES				
NOF1	ADM	26644	ADM Internal Services	2380%	ADM Real Estate Division	0300	03 Real Property	0001-002-0003	ADM Real Estate Operations	Property Management	17376	Real Estate Real Property Fund	130000	03000	Dependent Coverage	0000A_2	Attention Savings-Miscellaneous	S							\$24,680	\$64,210	\$62,780				\$62,660	\$127,790	\$164,660	NO	YES				
NOF1	ADM	26644	ADM Internal Services	2380%	ADM Real Estate Division	0300	03 Real Property	0001-002-0003	ADM Real Estate Operations	Property Management	17376	Real Estate Real Property Fund	130000	03000	Devnt Coverage	0000A_2	Attention Savings-Miscellaneous	S							\$1,500	\$4,100	\$2,170				\$2,170	\$4,900	\$2,430	NO	YES				
NOF1	ADM	26644	ADM Internal Services	2380%	ADM Real Estate Division	0300	03 Real Property	0001-002-0003	ADM Real Estate Operations	Property Management	17376	Real Estate Real Property Fund	130000	03000	Long Term Disability Insurance	0000A_2	Attention Savings-Miscellaneous	S							\$730	\$1,520	\$680				\$730	\$1,770	\$1,040	NO	YES				
NOF1	ADM	26644	ADM Internal Services	2380%	ADM Real Estate Division	0300	03 Real Property	0001-002-0004	ADM Real Estate Operations	Markets	17376	Real Estate Real Property Fund	130000	03000	Peru Labors MacReguar	1400_2	Principal Clerk	A					2.00	0.00	(1.00)	\$502,430	\$101,207	\$116,367	2.00	0.00	(1.00)	\$239,830	\$105,403	\$116,490	NO	YES			
NOF1	ADM	26644	ADM Internal Services	2380%	ADM Real Estate Division	0300	03 Real Property	0001-002-0004	ADM Real Estate Operations	Markets	17376	Real Estate Real Property Fund	130000	03000	Neve City Mkt	1400_2	Principal Clerk	A							\$6,430	\$6,430	\$6,430				\$6,430	\$11,490	\$11,490	NO	YES				
NOF1	ADM	26644	ADM Internal Services	2380%	ADM Real Estate Division	0300	03 Real Property	0001-002-0004	ADM Real Estate Operations	Markets	17376	Real Estate Real Property Fund	130000	03000	Local Security (DASDB & H)	1400_2	Principal Clerk	A							\$4,170	\$4,170	\$4,170				\$4,170	\$6,320	\$6,320	NO	YES				
NOF1	ADM	26644	ADM Internal Services	2380%	ADM Real Estate Division	0300	03 Real Property	0001-002-0004	ADM Real Estate Operations	Markets	17376	Real Estate Real Property Fund	130000	03000	Local Sec Ambulance (DHS)	1400_2	Principal Clerk	A							\$2,670	\$2,670	\$2,670				\$2,670	\$4,600	\$4,600	NO	YES				
NOF1	ADM	26644	ADM Internal Services	2380%	ADM Real Estate Division	0300	03 Real Property	0001-002-0004	ADM Real Estate Operations	Markets	17376	Real Estate Real Property Fund	130000	03000	Health Service City March Fund	1400_2	Principal Clerk	A							\$5,680	\$5,680	\$5,680				\$5,680	\$10,650	\$10,650	NO	YES				
NOF1	ADM	26644	ADM Internal Services	2380%	ADM Real Estate Division	0300	03 Real Property	0001-002-0004	ADM Real Estate Operations	Markets	17376	Real Estate Real Property Fund	130000	03000	Neve Health Match-Frog	1400_2	Principal Clerk	A							\$1,230	\$627	\$607				\$1,230	\$603	\$603	NO	YES				
NOF1	ADM	26644	ADM Internal Services	2380%	ADM Real Estate Division	0300	03 Real Property	0001-002-0004	ADM Real Estate Operations	Markets	17376	Real Estate Real Property Fund	130000	03000	NeveHealthCare-ChickMandrill	1400_2	Principal Clerk	A							\$720	\$1,860	\$780				\$780	\$4,730	\$6,010	NO	YES				
NOF1	ADM	26644	ADM Internal Services	2380%	ADM Real Estate Division	0300	03 Real Property	0001-002-0004	ADM Real Estate Operations	Markets	17376	Real Estate Real Property Fund	130000	03000	Dependent Coverage	1400_2	Principal Clerk	A							\$10,230	\$10,110	\$10,110				\$10,110	\$18,600	\$18,600	NO	YES				
NOF1	ADM	26644	ADM Internal Services	2380%	ADM Real Estate Division	0300	03 Real Property	0001-002-0004	ADM Real Estate Operations	Markets	17376	Real Estate Real Property Fund	130000	03000	Devnt Coverage	1400_2	Principal Clerk	A							\$1,230	\$1,107	\$1,107				\$1,107	\$2,260	\$1,153	NO	YES				
NOF1	ADM	26644	ADM Internal Services	2380%	ADM Real Estate Division	0300	03 Real Property	0001-002-0004	ADM Real Estate Operations	Markets	17376	Real Estate Real Property Fund	130000	03000	Long Term Disability Insurance	1400_2	Principal Clerk	A							\$780	\$600	\$360				\$360	\$641	\$641	NO	YES				
NOF1	ADM	26644	ADM Internal Services	2380%	ADM Real Estate Division	0300	03 Real Property	0001-002-0004	ADM Real Estate Operations	Markets	17376	Real Estate Real Property Fund	130000	03000	Peru Labors MacReguar	1400_2	Senior Clerk Typist	A					1.00	(1.00)	\$10,100	\$0	\$0	1.00	(1.00)	\$4,840	\$0	\$16,440	\$0	\$16,440	NO	YES			
NOF1	ADM	26644	ADM Internal Services	2380%	ADM Real Estate Division	0300	03 Real Property	0001-002-0004	ADM Real Estate Operations	Markets	17376	Real Estate Real Property Fund	130000	03000	Neve City Mkt	1400_2	Senior Clerk Typist	A							\$10,000	\$0	\$10,000				\$10,000	\$2,247	\$0	\$12,247	\$0	\$12,247	NO	YES	
NOF1	ADM	26644	ADM Internal Services	2380%	ADM Real Estate Division	0300	03 Real Property	0001-002-0004	ADM Real Estate Operations	Markets	17376	Real Estate Real Property Fund	130000	03000	Local Security (DASDB & H)	1400_2	Senior Clerk Typist	A							\$6,700	\$0	\$1,762				\$6,000	\$0	\$6,000	NO	YES				
NOF1	ADM	26644	ADM Internal Services	2380%	ADM Real Estate Division	0300	03 Real Property	0001-002-0004	ADM Real Estate Operations	Markets	17376	Real Estate Real Property Fund	130000	03000	Local Sec Ambulance (DHS)	1400_2	Senior Clerk Typist	A							\$4,300	\$0	\$1,340				\$4,000	\$0	\$4,000	NO	YES				
NOF1	ADM	26644	ADM Internal Services	2380%	ADM Real Estate Division	0300	03 Real Property	0001-002-0004	ADM Real Estate Operations	Markets	17376	Real Estate Real Property Fund	130000	03000	Health Service City March Fund	1400_2	Senior Clerk Typist	A							\$4,480	\$0	\$1,440				\$4,000	\$0	\$4,000	NO	YES				
NOF1	ADM	26644	ADM Internal Services	2380%	ADM Real Estate Division	0300	03 Real Property	0001-002-0004	ADM Real Estate Operations	Markets	17376	Real Estate Real Property Fund	130000	03000	Neve Health Match-Frog	1400_2	Senior Clerk Typist	A							\$1,700	\$0	\$1,700				\$1,700	\$0	\$1,700	NO	YES				
NOF1	ADM	26644	ADM Internal Services	2380%	ADM Real Estate Division	0300	03 Real Property	0001-002-0004	ADM Real Estate Operations	Markets	17376	Real Estate Real Property Fund	130000	03000	NeveHealthCare-ChickMandrill	1400_2	Senior Clerk Typist	A							\$1,230	\$0	\$1,230				\$1,230	\$0	\$1,230	NO	YES				
NOF1	ADM	26644	ADM Internal Services	2380%	ADM Real Estate Division	0300	03 Real Property	0001-002-0004	ADM Real Estate Operations	Markets	17376	Real Estate Real Property Fund	130000	03000	Dependent Coverage	1400_2	Senior Clerk Typist	A							\$10,230	\$0	\$1,030				\$10,830	\$0	\$10,830	NO	YES				
NOF1	ADM	26644	ADM Internal Services	2380%	ADM Real Estate Division	0300	03 Real Property	0001-002-0004	ADM Real Estate Operations	Markets	17376	Real Estate Real Property Fund	130000	03000	Devnt Coverage	1400_2	Senior Clerk Typist	A							\$1,107	\$0	\$1,107				\$1,107	\$0	\$1,107	NO	YES				
NOF1	ADM	26644	ADM Internal Services	2380%	ADM Real Estate Division	0300	03 Real Property	0001-002-0004	ADM Real Estate Operations	Markets	17376	Real Estate Real Property Fund	130000	03000	Long Term Disability Insurance	1400_2	Senior Clerk Typist	A							\$602	\$0	\$1,602				\$1,602	\$0	\$1,700	NO	YES				
NOF1	ADM	26644	ADM Internal Services	2380%	ADM Real Estate Division	0300	03 Real Property	0001-002-0004	ADM Real Estate Operations	Markets	17376	Real Estate Real Property Fund	130000	03000	Peru Labors MacReguar	1400_2	Junior Management Assistant	A					2.00	0.00	2.00	\$103,840	\$103,840	0.00	0.00	2.00	0.00	\$103,840	\$103,840	0.00	YES	YES			
NOF1	ADM	26644	ADM Internal Services	2380%	ADM Real Estate Division	0300	03 Real Property	0001-002-0004	ADM Real Estate Operations	Markets	17376	Real Estate Real Property Fund	130000	03000	Neve City Mkt	1400_2	Junior Management Assistant	A					0.00	0.00	0	\$26,000	\$26,000	0.00	0.00	-	\$26,750	\$26,750	0.00	YES	YES				
NOF1	ADM	26644	ADM Internal Services	2380%	ADM Real Estate Division	0300	03 Real Property	0001-002-0004	ADM Real Estate Operations	Markets	17376	Real Estate Real Property Fund	130000	03000	Local Security (DASDB & H)	1400_2	Junior Management Assistant	A					0.00	0.00	0	\$12,000	\$12,000	0.00	0.00	-	\$12,000	\$12,000	0.00	YES	YES				
NOF1	ADM	26644	ADM Internal Services	2380%	ADM Real Estate Division	0300	03 Real Property	0001-002-0004	ADM Real Estate Operations	Markets	17376	Real Estate Real Property Fund	130000	03000	Local Sec Ambulance (DHS)	1400_2	Junior Management Assistant	A					0.00	0.00	0	\$2,800	\$2,800	0.00	0.00	-	\$2,800	\$2,800	0.00	YES	YES				
NOF1	ADM	26644	ADM Internal Services	2380%	ADM Real Estate Division	0300	03 Real Property	0001-002-0004	ADM Real Estate Operations	Markets	17376	Real Estate Real Property Fund	130000	03000	Health Service City March Fund	1400_2	Junior Management Assistant	A					0.00	0.00	0	\$10,800	\$10,800	0.00	0.00	-	\$11,630	\$11,630	0.00	YES	YES				
NOF1	ADM	26644	ADM Internal Services	2380%	ADM Real Estate Division	0300	03 Real Property	0001-002-0004	ADM Real Estate Operations	Markets	17376	Real Estate Real Property Fund	130000	03000	Neve Health Match-Frog	1400_2	Junior Management Assistant	A					0.00	0.00	0	\$1,260	\$1,260	0.00	0.00	-	\$1,310	\$1,310	0.00	YES	YES				
NOF1	ADM	26644	ADM Internal Services	2380%	ADM Real Estate Division	0300	03 Real Property	0001-002-0004	ADM Real Estate Operations	Markets	17376	Real Estate Real Property Fund	130000	03000	NeveHealthCare-ChickMandrill	1400_2	Junior Management Assistant	A					0.00	0.00	0	\$780	\$780	0.00	0.00	-	\$780	\$780	0.00	YES	YES				
NOF1	ADM	26644	ADM Internal Services	2380%	ADM Real Estate Division	0300	03 Real Property	0001-002-0004	ADM Real Estate Operations	Markets	17376	Real Estate Real Property Fund	130000	03000	Dependent Coverage	1400_2	Junior Management Assistant	A					0.00	0.00	0	\$10,230	\$10,230	0.00	0.00	-	\$12,640	\$12,640	0.00	YES	YES				
NOF1	ADM	26644	ADM Internal Services	2380%	ADM Real Estate Division	0300	03 Real Property	0001-002-0004	ADM Real Estate Operations	Markets	17376	Real Estate Real Property Fund	130000	03000	Devnt Coverage	1400_2	Junior Management Assistant	A					0.00	0.00	0	\$1,107	\$1,107	0.00	0.00	-	\$1,240	\$1,240	0.00	YES	YES				
NOF1	ADM	26644	ADM Internal Services	2380%	ADM Real Estate Division	0300	03 Real Property	0001-002-0004	ADM Real Estate Operations	Markets	17376	Real Estate Real Property Fund	130000	03000	Long Term Disability Insurance	1400_2	Junior Management Assistant	A					0.00	0.00	0	\$780	\$780	0.00	0.00	-	\$780	\$780	0.00	YES	YES				
NOF1	ADM	26644	ADM Internal Services	2380%	ADM Real Estate Division	0300	03 Real Property	0001-002-0004	ADM Real Estate Operations	Markets	17376	Real Estate Real Property Fund	130000	03000	Peru Labors MacReguar	0000_2	Manager II	A					1.00	0.00	(1.00)	\$179,530	0	\$171,500	1.00	0.00	(1.00)	\$180,830							

GFs Type	Dept Grp	Division	Division Title	Dept ID	Dept ID Title	Fund	Fund Title	Project-Activity	Project Title	Activity Title	Authority	Authority Title	Account Lvl 5 Title	Account	Account Title	Class	Job Class Title	Status	Action	Start Dept FTE	End Dept FTE	Var Dept FTE	Start Dept Amt	End Dept Amt	Var Dept Amt	Start BY+1 Dept FTE	End BY+1 Dept FTE	Var BY+1 Dept FTE	Start BY+1 Dept Amt	End BY+1 Dept Amt	Var BY+1 Dept Amt	FTE Changes Submitted?	Amount Changes Submitted?	Explanation of FTE and/or Amount Change		
075	ADM	28645	ADM City Administrator Prog	20704	ADM B1 Customer Service Div	0000	GF Annual Account Cnt	000075-0000	ADSC B11 Car Center	B1 Operations	0000	Operating	1107000	110000	Social Security (DASDB & H	1001_2	IS Business Analyst-Senior	A		0	0.00			0	\$19,000	\$19,000	0.00		0	\$19,000	\$19,000	0.00	NA	NA		
075	ADM	28645	ADM City Administrator Prog	20704	ADM B1 Customer Service Div	0000	GF Annual Account Cnt	000075-0000	ADSC B11 Car Center	B1 Operations	0000	Operating	1107000	110000	Social Sec-Miscellaneous (Dnt)	1001_2	IS Business Analyst-Senior	A		0	0.00			0	\$6,400	\$6,400	0.00		0	\$6,400	\$6,400	0.00	NA	NA		
075	ADM	28645	ADM City Administrator Prog	20704	ADM B1 Customer Service Div	0000	GF Annual Account Cnt	000075-0000	ADSC B11 Car Center	B1 Operations	0000	Operating	1107000	110000	Health Service-City Marsh Div	1001_2	IS Business Analyst-Senior	A		0	0.00			0	\$6,670	\$6,670	0.00		0	\$6,670	\$6,670	0.00	NA	NA		
075	ADM	28645	ADM City Administrator Prog	20704	ADM B1 Customer Service Div	0000	GF Annual Account Cnt	000075-0000	ADSC B11 Car Center	B1 Operations	0000	Operating	1107000	110000	Senior Health-Match-Prog	1001_2	IS Business Analyst-Senior	A		0	0.00			0	\$1,900	\$1,900	0.00		0	\$1,900	\$1,900	0.00	NA	NA		
075	ADM	28645	ADM City Administrator Prog	20704	ADM B1 Customer Service Div	0000	GF Annual Account Cnt	000075-0000	ADSC B11 Car Center	B1 Operations	0000	Operating	1107000	110000	Neuroscience-Clinical-Match-Prog	1001_2	IS Business Analyst-Senior	A		0	0.00			0	\$1,100	\$1,100	0.00		0	\$1,100	\$1,100	0.00	NA	NA		
075	ADM	28645	ADM City Administrator Prog	20704	ADM B1 Customer Service Div	0000	GF Annual Account Cnt	000075-0000	ADSC B11 Car Center	B1 Operations	0000	Operating	1107000	110000	Dependent-Coverage	1001_2	IS Business Analyst-Senior	A		0	0.00			0	\$23,200	\$23,200	0.00		0	\$23,200	\$23,200	0.00	NA	NA		
075	ADM	28645	ADM City Administrator Prog	20704	ADM B1 Customer Service Div	0000	GF Annual Account Cnt	000075-0000	ADSC B11 Car Center	B1 Operations	0000	Operating	1107000	110000	Dental-Coverage	1001_2	IS Business Analyst-Senior	A		0	0.00			0	\$2,370	\$2,370	0.00		0	\$2,370	\$2,370	0.00	NA	NA		
075	ADM	28645	ADM City Administrator Prog	20704	ADM B1 Customer Service Div	0000	GF Annual Account Cnt	000075-0000	ADSC B11 Car Center	B1 Operations	0000	Operating	1107000	110000	Long-Term-Disability-Insurance	1001_2	IS Business Analyst-Senior	A		0	0.00			0	\$1,070	\$1,070	0.00		0	\$1,110	\$1,110	0.00	NA	NA		
075	ADM	28645	ADM City Administrator Prog	20704	ADM B1 Customer Service Div	0000	GF Annual Account Cnt	000075-0000	ADSC B11 Car Center	B1 Operations	0000	Operating	1001000	100000	Perm Salaries-Misc-Regul	1001_2	IS Programmer Analyst-Senior	A		2.00	2.00	0.00	\$299,330	\$0	(\$299,330)	0.00	0.00	\$299,330	\$0	(\$299,330)	0.00	NA	NA			
075	ADM	28645	ADM City Administrator Prog	20704	ADM B1 Customer Service Div	0000	GF Annual Account Cnt	000075-0000	ADSC B11 Car Center	B1 Operations	0000	Operating	1107000	110000	Minor City-Misc	1001_2	IS Programmer Analyst-Senior	A		0	0.00			0	\$4,200	\$0	(\$4,200)	0.00	0.00	\$27,200	\$0	(\$27,200)	0.00	NA	NA	
075	ADM	28645	ADM City Administrator Prog	20704	ADM B1 Customer Service Div	0000	GF Annual Account Cnt	000075-0000	ADSC B11 Car Center	B1 Operations	0000	Operating	1107000	110000	Social Security (DASDB & H	1001_2	IS Programmer Analyst-Senior	A		0	0.00			0	\$40,000	\$0	(\$40,000)	0.00	0.00	\$48,800	\$0	(\$48,800)	0.00	NA	NA	
075	ADM	28645	ADM City Administrator Prog	20704	ADM B1 Customer Service Div	0000	GF Annual Account Cnt	000075-0000	ADSC B11 Car Center	B1 Operations	0000	Operating	1107000	110000	Social Sec-Miscellaneous (Dnt)	1001_2	IS Programmer Analyst-Senior	A		0	0.00			0	\$4,200	\$0	(\$4,200)	0.00	0.00	\$4,600	\$0	(\$4,600)	0.00	NA	NA	
075	ADM	28645	ADM City Administrator Prog	20704	ADM B1 Customer Service Div	0000	GF Annual Account Cnt	000075-0000	ADSC B11 Car Center	B1 Operations	0000	Operating	1107000	110000	Health Service-City Marsh Div	1001_2	IS Programmer Analyst-Senior	A		0	0.00			0	\$6,670	\$0	(\$6,670)	0.00	0.00	\$9,260	\$0	(\$9,260)	0.00	NA	NA	
075	ADM	28645	ADM City Administrator Prog	20704	ADM B1 Customer Service Div	0000	GF Annual Account Cnt	000075-0000	ADSC B11 Car Center	B1 Operations	0000	Operating	1107000	110000	Senior Health-Match-Prog	1001_2	IS Programmer Analyst-Senior	A		0	0.00			0	\$1,900	\$0	(\$1,900)	0.00	0.00	\$1,800	\$0	(\$1,800)	0.00	NA	NA	
075	ADM	28645	ADM City Administrator Prog	20704	ADM B1 Customer Service Div	0000	GF Annual Account Cnt	000075-0000	ADSC B11 Car Center	B1 Operations	0000	Operating	1107000	110000	Neuroscience-Clinical-Match-Prog	1001_2	IS Programmer Analyst-Senior	A		0	0.00			0	\$1,100	\$0	(\$1,100)	0.00	0.00	\$1,100	\$0	(\$1,100)	0.00	NA	NA	
075	ADM	28645	ADM City Administrator Prog	20704	ADM B1 Customer Service Div	0000	GF Annual Account Cnt	000075-0000	ADSC B11 Car Center	B1 Operations	0000	Operating	1107000	110000	Dependent-Coverage	1001_2	IS Programmer Analyst-Senior	A		0	0.00			0	\$23,400	\$0	(\$23,400)	0.00	0.00	\$23,400	\$0	(\$23,400)	0.00	NA	NA	
075	ADM	28645	ADM City Administrator Prog	20704	ADM B1 Customer Service Div	0000	GF Annual Account Cnt	000075-0000	ADSC B11 Car Center	B1 Operations	0000	Operating	1107000	110000	Dental-Coverage	1001_2	IS Programmer Analyst-Senior	A		0	0.00			0	\$2,370	\$0	(\$2,370)	0.00	0.00	\$2,400	\$0	(\$2,400)	0.00	NA	NA	
075	ADM	28645	ADM City Administrator Prog	20704	ADM B1 Customer Service Div	0000	GF Annual Account Cnt	000075-0000	ADSC B11 Car Center	B1 Operations	0000	Operating	1001000	100000	Long-Term-Disability-Insurance	1001_2	IS Programmer Analyst-Senior	A		0	0.00			0	\$1,000	\$0	(\$1,000)	0.00	0.00	\$1,000	\$0	(\$1,000)	0.00	NA	NA	
075	ADM	28645	ADM City Administrator Prog	20704	ADM B1 Customer Service Div	0000	GF Annual Account Cnt	000075-0000	ADSC B11 Car Center	B1 Operations	0000	Operating	1001000	100000	Perm Salaries-Misc-Regul	1001_2	Customer Service Agent	A		80.00	87.00	(8.00)	\$6,072,370	\$8,300,000	(\$2,227,630)	80.00	87.00	(8.00)	\$6,000,000	\$8,300,000	(\$2,300,000)	NA	NA			
075	ADM	28645	ADM City Administrator Prog	20704	ADM B1 Customer Service Div	0000	GF Annual Account Cnt	000075-0000	ADSC B11 Car Center	B1 Operations	0000	Operating	1107000	110000	Minor City-Misc	1001_2	Customer Service Agent	A		0	0.00			0	\$1,000,000	\$1,800,000	(\$800,000)	0.00	0.00	\$2,000,000	\$1,000,000	(\$1,000,000)	NA	NA		
075	ADM	28645	ADM City Administrator Prog	20704	ADM B1 Customer Service Div	0000	GF Annual Account Cnt	000075-0000	ADSC B11 Car Center	B1 Operations	0000	Operating	1107000	110000	Social Security (DASDB & H	1001_2	Customer Service Agent	A		0	0.00			0	\$60,000	\$44,750	(\$15,250)	0.00	0.00	\$100,000	\$15,250	(\$84,750)	NA	NA		
075	ADM	28645	ADM City Administrator Prog	20704	ADM B1 Customer Service Div	0000	GF Annual Account Cnt	000075-0000	ADSC B11 Car Center	B1 Operations	0000	Operating	1107000	110000	Social Sec-Miscellaneous (Dnt)	1001_2	Customer Service Agent	A		0	0.00			0	\$10,000	\$27,100	(\$17,100)	0.00	0.00	\$10,000	\$10,000	0.00	NA	NA		
075	ADM	28645	ADM City Administrator Prog	20704	ADM B1 Customer Service Div	0000	GF Annual Account Cnt	000075-0000	ADSC B11 Car Center	B1 Operations	0000	Operating	1107000	110000	Health Service-City Marsh Div	1001_2	Customer Service Agent	A		0	0.00			0	\$100,000	\$47,000	(\$53,000)	0.00	0.00	\$200,000	\$50,000	(\$150,000)	NA	NA		
075	ADM	28645	ADM City Administrator Prog	20704	ADM B1 Customer Service Div	0000	GF Annual Account Cnt	000075-0000	ADSC B11 Car Center	B1 Operations	0000	Operating	1107000	110000	Senior Health-Match-Prog	1001_2	Customer Service Agent	A		0	0.00			0	\$6,670	\$0	(\$6,670)	0.00	0.00	\$10,000	\$0	(\$10,000)	0.00	NA	NA	
075	ADM	28645	ADM City Administrator Prog	20704	ADM B1 Customer Service Div	0000	GF Annual Account Cnt	000075-0000	ADSC B11 Car Center	B1 Operations	0000	Operating	1107000	110000	Neuroscience-Clinical-Match-Prog	1001_2	Customer Service Agent	A		0	0.00			0	\$4,400	\$0	(\$4,400)	0.00	0.00	\$4,000	\$0	(\$4,000)	0.00	NA	NA	
075	ADM	28645	ADM City Administrator Prog	20704	ADM B1 Customer Service Div	0000	GF Annual Account Cnt	000075-0000	ADSC B11 Car Center	B1 Operations	0000	Operating	1107000	110000	Dependent-Coverage	1001_2	Customer Service Agent	A		0	0.00			0	\$23,200	\$0	(\$23,200)	0.00	0.00	\$23,200	\$0	(\$23,200)	0.00	NA	NA	
075	ADM	28645	ADM City Administrator Prog	20704	ADM B1 Customer Service Div	0000	GF Annual Account Cnt	000075-0000	ADSC B11 Car Center	B1 Operations	0000	Operating	1107000	110000	Dental-Coverage	1001_2	Customer Service Agent	A		0	0.00			0	\$2,370	\$0	(\$2,370)	0.00	0.00	\$2,400	\$0	(\$2,400)	0.00	NA	NA	
075	ADM	28645	ADM City Administrator Prog	20704	ADM B1 Customer Service Div	0000	GF Annual Account Cnt	000075-0000	ADSC B11 Car Center	B1 Operations	0000	Operating	1001000	100000	Long-Term-Disability-Insurance	1001_2	Customer Service Agent	A		0	0.00			0	\$1,000	\$0	(\$1,000)	0.00	0.00	\$1,000	\$0	(\$1,000)	0.00	NA	NA	
075	ADM	28645	ADM City Administrator Prog	20704	ADM B1 Customer Service Div	0000	GF Annual Account Cnt	000075-0000	ADSC B11 Car Center	B1 Operations	0000	Operating	1001000	100000	Perm Salaries-Misc-Regul	9999M_2	Attribution Savings-Miscellaneous	S		0	0.00	0.00	0.00	\$1,187,000	\$2,300,000	(\$1,113,000)	0.00	0.00	\$1,100,000	\$1,570,000	(\$470,000)	NA	NA			
075	ADM	28645	ADM City Administrator Prog	20704	ADM B1 Customer Service Div	0000	GF Annual Account Cnt	000075-0000	ADSC B11 Car Center	B1 Operations	0000	Operating	1107000	110000	Minor City-Misc	9999M_2	Attribution Savings-Miscellaneous	S		0	0.00			0	\$79,800	\$200,000	(\$120,200)	0.00	0.00	\$100,000	\$200,000	(\$100,000)	NA	NA		
075	ADM	28645	ADM City Administrator Prog	20704	ADM B1 Customer Service Div	0000	GF Annual Account Cnt	000075-0000	ADSC B11 Car Center	B1 Operations	0000	Operating	1107000	110000	Social Security (DASDB & H	9999M_2	Attribution Savings-Miscellaneous	S		0	0.00			0	\$75,000	\$100,000	(\$25,000)	0.00	0.00	\$75,000	\$100,000	(\$25,000)	NA	NA		
075	ADM	28645	ADM City Administrator Prog	20704	ADM B1 Customer Service Div	0000	GF Annual Account Cnt	000075-0000	ADSC B11 Car Center	B1 Operations	0000	Operating	1107000	110000	Social Sec-Miscellaneous (Dnt)	9999M_2	Attribution Savings-Miscellaneous	S		0	0.00			0	\$16,000	\$22,500	(\$6,500)	0.00	0.00	\$16,000	\$22,500	(\$6,500)	NA	NA		
075	ADM	28645	ADM City Administrator Prog	20704	ADM B1 Customer Service Div	0000	GF Annual Account Cnt	000075-0000	ADSC B11 Car Center	B1 Operations	0000	Operating	1107000	110000	Health Service-City Marsh Div	9999M_2	Attribution Savings-Miscellaneous	S		0	0.00			0	\$12,000	\$42,000	(\$30,000)	0.00	0.00	\$10,000	\$40,000	(\$30,000)	NA	NA		
075	ADM	28645	ADM City Administrator Prog	20704	ADM B1 Customer Service Div	0000	GF Annual Account Cnt	000075-0000	ADSC B11 Car Center	B1 Operations	0000	Operating	1107000	110000	Senior Health-Match-Prog	9999M_2	Attribution Savings-Miscellaneous	S		0	0.00			0	\$1,400	\$5,000	(\$3,600)	0.00	0.00	\$1,100	\$4,000	(\$2,900)	NA	NA		
075	ADM	28645	ADM City Administrator Prog	20704	ADM B1 Customer Service Div	0000	GF Annual Account Cnt	000075-0000	ADSC B11 Car Center	B1 Operations	0000	Operating	1107000	110000	Neuroscience-Clinical-Match-Prog	9999M_2	Attribution Savings-Miscellaneous	S		0	0.00			0	\$1,100	\$4,000	(\$2,900)	0.00	0.00	\$1,100	\$4,000	(\$2,900)	NA	NA		
075	ADM	28645	ADM City Administrator Prog	20704	ADM B1 Customer Service Div	0000	GF Annual Account Cnt	000075-0000	ADSC B11 Car Center	B1 Operations	0000	Operating	1107000	110000	Dependent-Coverage	9999M_2	Attribution Savings-Miscellaneous	S		0	0.00			0	\$23,200	\$80,000	(\$56,800)	0.00	0.00	\$23,200	\$80,000	(\$56,800)	NA	NA		
075	ADM	28645	ADM City Administrator Prog	20704	ADM B1 Customer Service Div	0000	GF Annual Account Cnt	000075-0000	ADSC B11 Car Center	B1 Operations	0000	Operating	1107000	110000	Dental-Coverage	9999M_2	Attribution Savings-Miscellaneous	S		0	0.00			0	\$2,370	\$8,000	(\$5,630)	0.00	0.00	\$2,370	\$8,000	(\$5,630)	NA	NA		
075	ADM	28645	ADM City Administrator Prog	20704	ADM B1 Customer Service Div	0000	GF Annual Account Cnt	000075-0000	ADSC B11 Car Center	B1 Operations	0000	Operating	1107000	110000	Long-Term-Disability-Insurance																					







GFs Type	Dept Grp	Division	Division Title	Dept ID	Dept ID Title	Fund	Fund Title	Project-Activity	Project Title	Activity Title	Authority	Authority Title	Account Lvl 5 Title	Account	Account Title	Class	Job Class Title	Status	Action	Start Dept FTE	End Dept FTE	Var Dept FTE	Start Dept Amt	End Dept Amt	Var Dept Amt	Start BY+1 Dept FTE	End BY+1 Dept FTE	Var BY+1 Dept FTE	Start BY+1 Dept Amt	End BY+1 Dept Amt	Var BY+1 Dept Amt	FTE Changes Submitted?	Amount Changes Submitted?	Explanation of FTE and/or Amount Change			
NSF1	ADM	28645	ADM City Administrator Prog	28705	ADM Treasurer Island Dev	1000	Continuing Authority	10001292-0000	ADT Treasurer Island Devbank	TSA Operations	10024	AD Treasurer Island Project	100000	100000	Perin Labaree Misc Request	1408, 2	Principal Clerk	A		1.00			(1.00)	\$100,207	\$0	(\$100,207)	1.00		(1.00)	\$100,463	\$0	(\$100,463)	NA		Position transferred from Submission to reflect program		
NSF1	ADM	28645	ADM City Administrator Prog	28705	ADM Treasurer Island Dev	1000	Continuing Authority	10001292-0000	ADT Treasurer Island Devbank	TSA Operations	10024	AD Treasurer Island Project	100000	100000	Neino City Misc	1408, 2	Principal Clerk	A						\$15,434	\$0	(\$15,434)				\$15,446	\$0	(\$15,446)	NA				
NSF1	ADM	28645	ADM City Administrator Prog	28705	ADM Treasurer Island Dev	1000	Continuing Authority	10001292-0000	ADT Treasurer Island Devbank	TSA Operations	10024	AD Treasurer Island Project	100000	100000	Local Security (DASOS & HS)	1408, 2	Principal Clerk	A						\$6,275	\$0	(\$6,275)				\$6,239	\$0	(\$6,239)	NA				
NSF1	ADM	28645	ADM City Administrator Prog	28705	ADM Treasurer Island Dev	1000	Continuing Authority	10001292-0000	ADT Treasurer Island Devbank	TSA Operations	10024	AD Treasurer Island Project	100000	100000	Local Sec-Medbank/H	1408, 2	Principal Clerk	A						\$1,444	\$0	(\$1,444)				\$1,238	\$0	(\$1,238)	NA				
NSF1	ADM	28645	ADM City Administrator Prog	28705	ADM Treasurer Island Dev	1000	Continuing Authority	10001292-0000	ADT Treasurer Island Devbank	TSA Operations	10024	AD Treasurer Island Project	100000	100000	Health Service City March	1408, 2	Principal Clerk	A						\$0,449	\$0	(\$0,449)				\$0,401	\$0	(\$0,401)	NA				
NSF1	ADM	28645	ADM City Administrator Prog	28705	ADM Treasurer Island Dev	1000	Continuing Authority	10001292-0000	ADT Treasurer Island Devbank	TSA Operations	10024	AD Treasurer Island Project	100000	100000	Perin Labaree Misc Request	1408, 2	Principal Clerk	A						\$437	\$0	(\$437)				\$403	\$0	(\$403)	NA				
NSF1	ADM	28645	ADM City Administrator Prog	28705	ADM Treasurer Island Dev	1000	Continuing Authority	10001292-0000	ADT Treasurer Island Devbank	TSA Operations	10024	AD Treasurer Island Project	100000	100000	AccountantCare-Submittal	1408, 2	Principal Clerk	A						\$485	\$0	(\$485)				\$440	\$0	(\$440)	NA				
NSF1	ADM	28645	ADM City Administrator Prog	28705	ADM Treasurer Island Dev	1000	Continuing Authority	10001292-0000	ADT Treasurer Island Devbank	TSA Operations	10024	AD Treasurer Island Project	100000	100000	Dependent Coverage	1408, 2	Principal Clerk	A						\$48,149	\$0	(\$48,149)				\$48,822	\$0	(\$48,822)	NA				
NSF1	ADM	28645	ADM City Administrator Prog	28705	ADM Treasurer Island Dev	1000	Continuing Authority	10001292-0000	ADT Treasurer Island Devbank	TSA Operations	10024	AD Treasurer Island Project	100000	100000	Local Coverage	1408, 2	Principal Clerk	A						\$1,352	\$0	(\$1,352)				\$1,304	\$0	(\$1,304)	NA				
NSF1	ADM	28645	ADM City Administrator Prog	28705	ADM Treasurer Island Dev	1000	Continuing Authority	10001292-0000	ADT Treasurer Island Devbank	TSA Operations	10024	AD Treasurer Island Project	100000	100000	Long Term Disability Insurance	1408, 2	Principal Clerk	A						\$100	\$0	(\$100)				\$93	\$0	(\$93)	NA				
NSF1	ADM	28645	ADM City Administrator Prog	28705	ADM Treasurer Island Dev	1000	Continuing Authority	10001292-0000	ADT Treasurer Island Devbank	TSA Operations	10024	AD Treasurer Island Project	100000	100000	Perin Labaree Misc Request	1408, 2	Accountant IV	A						\$17,336	\$17,336	\$0	0.00	1.00	1.00	\$17,336	\$180,615	\$163,279	NA				
NSF1	ADM	28645	ADM City Administrator Prog	28705	ADM Treasurer Island Dev	1000	Continuing Authority	10001292-0000	ADT Treasurer Island Devbank	TSA Operations	10024	AD Treasurer Island Project	100000	100000	Neino City Misc	1408, 2		A						\$15,113	\$15,113	\$0	0.00			\$12,139	\$22,344	\$10,205	NA				
NSF1	ADM	28645	ADM City Administrator Prog	28705	ADM Treasurer Island Dev	1000	Continuing Authority	10001292-0000	ADT Treasurer Island Devbank	TSA Operations	10024	AD Treasurer Island Project	100000	100000	Local Security (DASOS & HS)	1408, 2	Accountant IV	A						\$10,970	\$10,970	\$0	0.00			\$11,108	\$14,049	\$2,941	NA				
NSF1	ADM	28645	ADM City Administrator Prog	28705	ADM Treasurer Island Dev	1000	Continuing Authority	10001292-0000	ADT Treasurer Island Devbank	TSA Operations	10024	AD Treasurer Island Project	100000	100000	Local Sec-Medbank/H	1408, 2	Accountant IV	A						\$2,511	\$2,511	\$0	0.00			\$2,409	\$2,449	\$40	NA				
NSF1	ADM	28645	ADM City Administrator Prog	28705	ADM Treasurer Island Dev	1000	Continuing Authority	10001292-0000	ADT Treasurer Island Devbank	TSA Operations	10024	AD Treasurer Island Project	100000	100000	Health Service City March	1408, 2	Accountant IV	A						\$4,339	\$4,339	\$0	0.00			\$4,504	\$4,463	(\$40)	NA				
NSF1	ADM	28645	ADM City Administrator Prog	28705	ADM Treasurer Island Dev	1000	Continuing Authority	10001292-0000	ADT Treasurer Island Devbank	TSA Operations	10024	AD Treasurer Island Project	100000	100000	Perin Labaree Misc Request	1408, 2	Accountant IV	A						\$1,074	\$1,074	\$0	0.00			\$1,139	\$1,478	\$349	NA				
NSF1	ADM	28645	ADM City Administrator Prog	28705	ADM Treasurer Island Dev	1000	Continuing Authority	10001292-0000	ADT Treasurer Island Devbank	TSA Operations	10024	AD Treasurer Island Project	100000	100000	AccountantCare-Submittal	1408, 2	Accountant IV	A						\$609	\$609	\$0	0.00			\$647	\$687	\$40	NA				
NSF1	ADM	28645	ADM City Administrator Prog	28705	ADM Treasurer Island Dev	1000	Continuing Authority	10001292-0000	ADT Treasurer Island Devbank	TSA Operations	10024	AD Treasurer Island Project	100000	100000	Dependent Coverage	1408, 2	Accountant IV	A						\$1,144	\$1,144	\$0	0.00			\$1,244	\$1,449	\$205	NA				
NSF1	ADM	28645	ADM City Administrator Prog	28705	ADM Treasurer Island Dev	1000	Continuing Authority	10001292-0000	ADT Treasurer Island Devbank	TSA Operations	10024	AD Treasurer Island Project	100000	100000	Local Coverage	1408, 2	Accountant IV	A						\$1,487	\$1,487	\$0	0.00			\$1,587	\$1,792	\$205	NA				
NSF1	ADM	28645	ADM City Administrator Prog	28705	ADM Treasurer Island Dev	1000	Continuing Authority	10001292-0000	ADT Treasurer Island Devbank	TSA Operations	10024	AD Treasurer Island Project	100000	100000	Long Term Disability Insurance	1408, 2	Accountant IV	A						\$607	\$607	\$0	0.00			\$651	\$853	\$246	NA				
NSF1	ADM	28645	ADM City Administrator Prog	28705	ADM Treasurer Island Dev	1000	Continuing Authority	10001292-0000	ADT Treasurer Island Devbank	TSA Operations	10024	AD Treasurer Island Project	100000	100000	Perin Labaree Misc Request	1408, 2	Principal Administrative Analyst	A						\$102,534	\$102,534	\$0	0.00			\$102,534	\$108,000	(\$5,466)	NA				
NSF1	ADM	28645	ADM City Administrator Prog	28705	ADM Treasurer Island Dev	1000	Continuing Authority	10001292-0000	ADT Treasurer Island Devbank	TSA Operations	10024	AD Treasurer Island Project	100000	100000	Neino City Misc	1408, 2	Principal Administrative Analyst	A						\$46,710	\$19,960	(\$26,750)				\$44,730	\$10,610	(\$34,120)	NA				
NSF1	ADM	28645	ADM City Administrator Prog	28705	ADM Treasurer Island Dev	1000	Continuing Authority	10001292-0000	ADT Treasurer Island Devbank	TSA Operations	10024	AD Treasurer Island Project	100000	100000	Local Security (DASOS & HS)	1408, 2	Principal Administrative Analyst	A						\$19,890	\$9,890	(\$10,000)				\$19,890	\$10,439	(\$9,451)	NA				
NSF1	ADM	28645	ADM City Administrator Prog	28705	ADM Treasurer Island Dev	1000	Continuing Authority	10001292-0000	ADT Treasurer Island Devbank	TSA Operations	10024	AD Treasurer Island Project	100000	100000	Local Sec-Medbank/H	1408, 2	Principal Administrative Analyst	A						\$4,479	\$2,339	(\$2,140)				\$4,474	\$2,437	(\$2,037)	NA				
NSF1	ADM	28645	ADM City Administrator Prog	28705	ADM Treasurer Island Dev	1000	Continuing Authority	10001292-0000	ADT Treasurer Island Devbank	TSA Operations	10024	AD Treasurer Island Project	100000	100000	Health Service City March	1408, 2	Principal Administrative Analyst	A						\$6,476	\$4,236	(\$2,240)				\$6,464	\$4,447	(\$2,017)	NA				
NSF1	ADM	28645	ADM City Administrator Prog	28705	ADM Treasurer Island Dev	1000	Continuing Authority	10001292-0000	ADT Treasurer Island Devbank	TSA Operations	10024	AD Treasurer Island Project	100000	100000	Perin Labaree Misc Request	1408, 2	Principal Administrative Analyst	A						\$1,899	\$989	(\$910)				\$1,890	\$1,439	(\$451)	NA				
NSF1	ADM	28645	ADM City Administrator Prog	28705	ADM Treasurer Island Dev	1000	Continuing Authority	10001292-0000	ADT Treasurer Island Devbank	TSA Operations	10024	AD Treasurer Island Project	100000	100000	AccountantCare-CityMarchProg	1408, 2	Principal Administrative Analyst	A						\$1,239	\$643	(\$596)				\$1,230	\$639	(\$591)	NA				
NSF1	ADM	28645	ADM City Administrator Prog	28705	ADM Treasurer Island Dev	1000	Continuing Authority	10001292-0000	ADT Treasurer Island Devbank	TSA Operations	10024	AD Treasurer Island Project	100000	100000	Dependent Coverage	1408, 2	Principal Administrative Analyst	A						\$23,336	\$1,640	(\$21,696)				\$24,888	\$1,649	(\$23,239)	NA				
NSF1	ADM	28645	ADM City Administrator Prog	28705	ADM Treasurer Island Dev	1000	Continuing Authority	10001292-0000	ADT Treasurer Island Devbank	TSA Operations	10024	AD Treasurer Island Project	100000	100000	Local Coverage	1408, 2	Principal Administrative Analyst	A						\$2,371	\$1,187	(\$1,184)				\$2,446	\$1,211	(\$1,235)	NA				
NSF1	ADM	28645	ADM City Administrator Prog	28705	ADM Treasurer Island Dev	1000	Continuing Authority	10001292-0000	ADT Treasurer Island Devbank	TSA Operations	10024	AD Treasurer Island Project	100000	100000	Long Term Disability Insurance	1408, 2	Principal Administrative Analyst	A						\$1,130	\$64	(\$1,066)				\$1,136	\$58	(\$1,078)	NA				
NSF1	ADM			28806	ADM Administration	0000	GF Annual Account CNY	00001081-0000	ADMS-GSA Nuclear Resources	GSAR Operations	0000	Operating	100000	100000	Perin Labaree Misc Request	1408, 2	Attention Savings-Miscellaneous	S			0.00		(0.00)		(\$10,100)	(\$106,000)	\$17,500	10.00	(0.10)	0.00	(\$10,100)	\$101,900	\$19,800	NA			Position correction and increase
NSF1	ADM			28806	ADM Administration	0000	GF Annual Account CNY	00001081-0000	ADMS-GSA Nuclear Resources	GSAR Operations	0000	Operating	100000	100000	Neino City Misc	1408, 2	Attention Savings-Miscellaneous	S							\$104,499	\$10,350	(\$94,149)				\$104,900	\$19,800	\$85,100	NA			
NSF1	ADM			28806	ADM Administration	0000	GF Annual Account CNY	00001081-0000	ADMS-GSA Nuclear Resources	GSAR Operations	0000	Operating	100000	100000	Local Security (DASOS & HS)	1408, 2	Attention Savings-Miscellaneous	S						\$127,000	\$127,275	\$1,403				\$127,000	\$124,300	\$2,700	NA				
NSF1	ADM			28806	ADM Administration	0000	GF Annual Account CNY	00001081-0000	ADMS-GSA Nuclear Resources	GSAR Operations	0000	Operating	100000	100000	Local Sec-Medbank/H	1408, 2	Attention Savings-Miscellaneous	S						\$14,140	\$1,370	(\$1,087)				\$14,000	\$143	\$13,857	NA				
NSF1	ADM			28806	ADM Administration	0000	GF Annual Account CNY	00001081-0000	ADMS-GSA Nuclear Resources	GSAR Operations	0000	Operating	100000	100000	Health Service City March	1408, 2	Attention Savings-Miscellaneous	S						\$11,480	\$9,909	\$1,571				\$11,487	\$11,349	\$1,138	NA				
NSF1	ADM			28806	ADM Administration	0000	GF Annual Account CNY	00001081-0000	ADMS-GSA Nuclear Resources	GSAR Operations	0000	Operating	100000	100000	Perin Labaree Misc Request	1408, 2	Attention Savings-Miscellaneous	S						\$1,480	\$1,204	\$276				\$1,480	\$1,447	\$33	NA				
NSF1	ADM			28806	ADM Administration	0000	GF Annual Account CNY	00001081-0000	ADMS-GSA Nuclear Resources	GSAR Operations	0000	Operating	100000	100000	AccountantCare-CityMarchProg	1408, 2	Attention Savings-Miscellaneous	S						\$1,357	\$1,363	\$272				\$1,357	\$1,495	\$138	NA				
NSF1	ADM			28806	ADM Administration	0000	GF Annual Account CNY	00001081-0000	ADMS-GSA Nuclear Resources	GSAR Operations	0000	Operating	100000	100000	Dependent Coverage	1408, 2	Attention Savings-Miscellaneous	S						\$14,100	\$14,300	\$7,884				\$14,100	\$14,146	\$46	NA				
NSF1	ADM			28806	ADM Administration	0000	GF Annual Account CNY	00001081-0000	ADMS-GSA Nuclear Resources	GSAR Operations	0000	Operating	100000	100000	Local Coverage	1408, 2	Attention Savings-Miscellaneous	S						\$1,403	\$1,853	\$748				\$1,403	\$4,300	\$2,897	NA				
NSF1	ADM			28806	ADM Administration	0000	GF Annual Account CNY	00001081-0000	ADMS-GSA Nuclear Resources	GSAR Operations	0000	Operating	100000	100000	Long Term Disability Insurance	1408, 2	Attention Savings-Miscellaneous	S						\$1,400	\$1,400	\$276				\$1,400	\$1,424	\$24	NA				
NSF1	ADM			28806	ADM Administration	0000	GF Annual Account CNY	00001082-0000	ADMS-ADM Operations	ADM Operations	0000	Operating	100000	100000	Perin Labaree Misc Request	1408, 2	Accountant IV	A						0.00	\$196,612	\$196,612	\$0	0.00	2.00	2.00	\$196,612	\$191,290	\$5,322	NA			
NSF1	ADM			28806	ADM Administration	0000	GF Annual Account CNY	00001082-0000	ADMS-ADM Operations	ADM Operations	0000	Operating	100000	100000	Neino City Misc	1408, 2	Accountant IV	A							\$1												











BUDGET FORM 4A: New General Fund Equipment Requests - No Vehicles

Departments that are making General Fund equipment requests should complete form 4A in BFM.

Do not load General Fund equipment requests in the budget system - they will be loaded centrally in Mayor phase.

Completing this form in BFM will not load General Fund to departmental budgets.

Equipment numbers will be finalized after the Mayor's Budget Office determines citywide equipment allocations.

Where applicable, include installation/outfitting costs in the same line item budget request.

**Equipment Numbers:** BFM has prepopulated numbers to be used.  
Equipment Numbers in BFM have 8 characters with the format %dept%budget year%seq (ex. AAM23001).

Fiscal Year	Equipment Decription	Justification of Need	Project ID	Project Title	Equipment #	New/Replace	Number of Units	Cost Per Unit	Total Cost	New Request	Rollover Units	Rollover Cost Per Unit	Rollover Total Cost
2024	ACC - Autoclave Replacement	Machine is over 10 years old.	10003084	ADAC Animal Care & Control	ADM24014	Replace	1	6,096.	6,096	Y	0	0	0
2024	ACC - Bloodwork machine replacement	Current machine is over 10 years old and in need of replacement due to repair needs	10003084	ADAC Animal Care & Control	ADM24015	Replace	1	11,949.	11,949	Y	0	0	0
2024	311 - UPS Replacement	Current UPS (for the entire 311 office) was installed in 2006 and is no longer supported by the vendor. It cannot be depended on to provide backup power in case of an outage.	10003071	AD3C 311 Call Center	ADM24016	Replace	1	150,000.	150,000	Y	0	0	0
2024	OCME - Server 1	OCME needs to replace critical information technology infrastructure to support their operations. The existing servers are at 98% storage capacity and end of useful life. Without replacement, OCME will be unable to create or save new records, supporting documents, evidence photographs, or videos in their case management system.	10001624	ADME Medical Examiner	ADM24017	Replace	1	32,105.	32,105	Y	0	0	0
2024	OCME - Server 2	OCME needs to replace critical information technology infrastructure to support their operations. The existing servers are at 98% storage capacity and end of useful life. Without replacement, OCME will be unable to create or save new records, supporting documents, evidence photographs, or videos in their case management system.	10001624	ADME Medical Examiner	ADM24018	Replace	1	32,105.	32,105	Y	0	0	0
2024	OCME - Server 3	OCME needs to replace critical information technology infrastructure to support their operations. The existing servers are at 98% storage capacity and end of useful life. Without replacement, OCME will be unable to create or save new records, supporting documents, evidence photographs, or videos in their case management system.	10001624	ADME Medical Examiner	ADM24019	Replace	1	32,105.	32,105	Y	0	0	0
2024	OCME - Server 4	OCME needs to replace critical information technology infrastructure to support their operations. The existing servers are at 98% storage capacity and end of useful life. Without replacement, OCME will be unable to create or save new records, supporting documents, evidence photographs, or videos in their case management system.	10001624	ADME Medical Examiner	ADM24020	Replace	1	17,412.	17,412	Y	0	0	0

Fiscal Year	Equipment Description	Justification of Need	Project ID	Project Title	Equipment #	New/Replace	Number of Units	Cost Per Unit	Total Cost	New Request	Rollover Units	Rollover Cost Per Unit	Rollover Total Cost
2024	OCME - Server 5	OCME needs to replace critical information technology infrastructure to support their operations. The existing servers are at 98% storage capacity and end of useful life. Without replacement, OCME will be unable to create or save new records, supporting documents, evidence photographs, or videos in their case management system.< >	10001624	ADME Medical Examiner	ADM24021	Replace	1	17,412.	17,412	Y	0	0	0
2024	OCME - Server 6	OCME needs to replace critical information technology infrastructure to support their operations. The existing servers are at 98% storage capacity and end of useful life. Without replacement, OCME will be unable to create or save new records, supporting documents, evidence photographs, or videos in their case management system.< >	10001624	ADME Medical Examiner	ADM24022	Replace	1	18,687.	18,687	Y	0	0	0
2024	OCME - Server 7	OCME needs to replace critical information technology infrastructure to support their operations. The existing servers are at 98% storage capacity and end of useful life. Without replacement, OCME will be unable to create or save new records, supporting documents, evidence photographs, or videos in their case management system.< >	10001624	ADME Medical Examiner	ADM24023	Replace	1	18,687.	18,687	Y	0	0	0
2024	OCME - Server 8	OCME needs to replace critical information technology infrastructure to support their operations. The existing servers are at 98% storage capacity and end of useful life. Without replacement, OCME will be unable to create or save new records, supporting documents, evidence photographs, or videos in their case management system.< >	10001624	ADME Medical Examiner	ADM24024	Replace	1	10,697.	10,697	Y	0	0	0
2024	OCME - Server 9	OCME needs to replace critical information technology infrastructure to support their operations. The existing servers are at 98% storage capacity and end of useful life. Without replacement, OCME will be unable to create or save new records, supporting documents, evidence photographs, or videos in their case management system.< >	10001624	ADME Medical Examiner	ADM24025	Replace	1	25,065.	25,065	Y	0	0	0
2024	OCME - Backup Systems 1	OCME needs to replace critical information technology infrastructure to support their operations. The existing servers are at 98% storage capacity and end of useful life. Without replacement, OCME will be unable to create or save new records, supporting documents, evidence photographs, or videos in their case management system.< >	10001624	ADME Medical Examiner	ADM24026	Replace	1	18,249.	18,249	Y	0	0	0
2024	OCME - Backup Systems 2	OCME needs to replace critical information technology infrastructure to support their operations. The existing servers are at 98% storage capacity and end of useful life. Without replacement, OCME will be unable to create or save new records, supporting documents, evidence photographs, or videos in their case management system.< >	10001624	ADME Medical Examiner	ADM24027	Replace	1	18,249.	18,249	Y	0	0	0

BUDGET FORM 4B: Fleet

All departments requesting to purchase new or replacement vehicles must fill out forms 4B.1 and 4B.2 in BFM, whether requesting General Fund supp  
Requests will be reviewed by Fleet Management and MBO.

Term Contract Prices are provided by Fleet Management and will be updated in January for select vehicles. Prices are expected to increase slightly. Please contact Camilla Taufic, Business Manager for Fleet Management- Central Shops, to confirm pricing.

New Vehicle Specifications										Term Contract Information				Cost Information			Replacement Vehicle Information							
Point of Contact	Source of Funds	Requesting Department	Department Prefix	Fiscal Year	Equipment#	Vehicle Type	Brief description of Vehicle Type if "Other"	Fuel Type	Special Requirements Comments	If purchasing a sedan that is not battery electric, provide justification	# of Unit default to 1. Please create multiple equipment number entries if requesting multiple units	Justification of Need	Purchasing from Term Contract?	If purchasing from a Term Contract, which contract and spec #?	If NOT purchasing from a Term Contract, provide a description of the required vehicle, including make and model	Base Cost per Unit	Description of Supplemental Cost	Supplemental Cost per Unit (e.g. additional vehicle options, outfitting, charging infrastructure if purchasing EV, freight if not purchasing from term contracts, etc.)	Estimated per unit cost (Base cost, supplemental cost, if of units and 8.63% tax)	Vehicle to be replaced - Asset#	Vehicle to be replaced - License Plate#	Vehicle to be replaced- Model Year	Vehicle to be replaced - Make and Model	Vehicle to be replaced - Current mph
Camilla Taufic	Department Operating Budget	General Services Agency - City Admin	ADM	2024	ADM24003	Pickup Truck		Battery Electric		Work requires a pickup truck. Is battery operated.	1	Central Shops has a very NO			Ford F150 Lightning Electric Pickup Truck	54,363		N/A	59,054.53	312916	33141	1993	Ford Ranger	15
Claudia Gorham	Department Operating Budget	General Services Agency - City Admin	ADM	2024	ADM24008	Pickup Truck		Hybrid		Electric pickups are not a standard vehicle offering yet.	1	Used by Senior Engineer	YES	TC72504-40		38,150		N/A	41,442.35	N/A	N/A	N/A	N/A	N/A
Claudia Gorham	Department Operating Budget	General Services Agency - City Admin	ADM	2024	ADM24009	Pickup Truck		Hybrid		Electric pickups are not a standard vehicle offering yet.	1	Currently use dedicated v	YES	TC72504-40		38,150		N/A	41,442.35	N/A	N/A	N/A	N/A	N/A
Justine Alberto	GF Equipment Allocation	General Services Agency - City Admin	ADM	2024	ADM24010	Pickup Truck		Gasoline	Light bar, additional turning indicators, 7 pin connector, class 4-2in hitch		1	ACC requires a pick-up in	YES	TC72504-34		37,620	Outfitting with light bar and turning indicators plus Central Shops recommended 10% contingency for supply shortages and possible need for bids	10,648	52,433.53	21000011	1452758	2015	Toyota Tacoma	20
Justine Eileen Alberto	GF Equipment Allocation	General Services Agency - City Admin	ADM	2024	ADM24011	Van		Battery Electric	Van requires outfitting	Van required to accommodate animal control equipment.	1	Current transit connect vans are 10 years old. No longer correct size to fit animal control equipment.			Ford E-Transit 350	61,515	Outfitting with light bar, turning indicators, and decals plus 20% contingency for supply shortages and possible need for bids	81,885	155,775.42	21000006	2013	Ford Transit Connect	25	
Justine Eileen Alberto	GF Equipment Allocation	General Services Agency - City Admin	ADM	2024	ADM24012	Van		Battery Electric	Van requires outfitting	Van required to accommodate animal control equipment.	1	Current transit connect vans are 10 years old. No longer correct size to fit animal control equipment.			Ford E-Transit 350	61,515	Outfitting with light bar, turning indicators, and decals plus 20% contingency for supply shortages and possible need for bids	81,885	155,775.42	21000007	2013	Ford Transit Connect	25	
Justine Eileen Alberto	GF Equipment Allocation	General Services Agency - City Admin	ADM	2024	ADM24013	Van		Battery Electric	Van requires outfitting	Van required to accommodate animal control equipment.	1	Current transit connect vans are 10 years old. No longer correct size to fit animal control equipment.			Ford E-Transit 350	61,515	Outfitting with light bar, turning indicators, and decals plus 20% contingency for supply shortages and possible need for bids	81,885	155,775.42	21000008	2013	Ford Transit Connect	25	

## ADM - Prop J Overview

FY2023-24

2/21/2023

Program	Service	Location(s)	Estimated FTE	Contract Cost	City Cost	Savings (\$)	Savings (%)	Contact
Fleet Management/ Central Shops	Security	555 Selby	3.4	\$205,648 - \$246,632	\$11,502 - \$466,347	\$205,854 - \$219,715	50% - 47%	Camilla Taufic, Central Shops
		50 Toland						
Real Estate	Security	25 Van Ness	44.4	\$2,761,334 - \$2,818,050	\$5,112,452 - \$5,955,282	\$2,351,119 - \$2,818,050	46% - 53%	Claudia Gorham, Real Estate
		1650 Mission						
		Alemany Markets						
		UN Plaza Markets						
		1 S. Van Ness						
Real Estate	Custodial	196 Otis - SOMA Dog Park	28.2	\$2,277,481 - \$2,464,684	\$3,514,322 - \$4,096,667	\$1,236,841 - \$1,631,984	35% - 40%	Nam Li, Real Estate
		49 South Van Ness						
		25 Van Ness						
		30 Van Ness						
		1 S. Van Ness						
Convention Facilities	Facility Operator	1650 Mission	261.7	\$42,911,964 - \$42,963,732	\$43,635,480 - \$49,795,902	\$723,516 - \$6,832,170	2% - 14%	Ken Bukowski, Convention Facilities
		1660 Mission						
Total		555 7th St						

**Please complete all shaded sections in this worksheet, as is required by San Francisco Administrative Code Section 2.15:**

Department: 296644 ADM Internal Services - Fleet Management  
Contract: Security Guard Service at Central Shops

**SEC. 2.15 SUPPLEMENTAL REPORTS REQUIRED**

Any officer, department or agency seeking Board approval of a contract for personal services under Charter Section 10.104(15) shall submit a supplemental report to the Board of Supervisors in connection with the contract and the Controller's certification.

The report shall summarize the essential terms of the proposed contract and address the following subjects:

**1. The department's basis for proposing the Prop J certification;**

Central Shops has been contracting out security guard services since 1983. Central Shops has consistently had these services performed at a lower cost than would be done by employees of the City and County.

**2. The impact, if any, the contract will have on the provision of services covered by the contract, including a comparison of specific levels of service, in measurable units where applicable, between the current level of service and those proposed under the contract. For contract renewals, a comparison shall be provided between the level of service in the most recent year the service was provided by City employees and the most recent year the service was provided by the contractor;**

Central Shops has contracted out security guard services since 1983 and records on service levels at the time are not available. In addition, the current facility has two buildings, which makes a direct comparison problematic.

**3. The department's proposed or, for contract renewals, current oversight and reporting requirements for the services covered by the contract:**

The guards must sign in/out and maintain a daily written log for each shift. Guards must also utilize an electronic tour monitoring system while making continuous rounds throughout the facility. The electronic tour record must indicate that each station was visited once each hour. Failure to activate the electronic tour monitoring sensor every hour will result in a reduction in the monthly charges. A Central Shop designee is responsible for examining the electronic tour monitoring report monthly and reviewing all written reports submitted by the Security Service. Any discrepancies or activities are immediately addressed.

4. The contractor's proposed or, for contract renewals, current wages and benefits for employees covered under the contract, and the contractor's current labor agreements for employees providing the services covered by the contract:

The current contractor's charge rate is \$30.97 per hour for weekdays and weekends alike. The holiday rate is \$38.68 per hour and as-needed rate \$30.99 per hour. This contract was bid out and awarded in compliance with the minimum compensation requirements as per Chapter 12.P of the San Francisco Administrative Code. See Contract Cost Calculation on Prop J CONTRACT Cost Detail 23.

5. The department's proposed or, for contract renewals, current procedures for ensuring the contractor's ongoing compliance with all applicable contracting requirements, including Administrative Code Chapter 12P (the Minimum Compensation Ordinance), Chapter 12Q (the Health Care Accountability Ordinance); and Section 12B.1(b) (the Equal Benefits Ordinance);

Per the current contract, the Contractor must provide the City with documentation/ records pertaining to Chapter 12P (the Minimum Compensation Ordinance), Chapter 12Q (the Health Care Accountability Ordinance); and Section 12B.1(b) (the Equal Benefits Ordinance) within a five day period after the request.

6. The department's plan for City employees displaced by the contract; and,  
n/a

7. A discussion, including timelines and cost estimates, of under what conditions the service could be provided in the future using City employees. (Added by Ord. 105-04, File No. 040594, App. 6/10/2004)

If security guard services were to be provided by City employees at higher rates, Central Shops would have to restructure its rate model to charge higher overhead rates to City departments to cover the additional cost.

8 Changes in any elements of the Contractor and/or City side since the prior approved Prop J.

The contract in place at the time of the prior Prop J approval expired 2/28/22. The new contract has a term of 3 years commencing on 3/1/22 and expiring on 2/28/25.

Name and job title of the person completing this questionnaire:

Camilla Taufic, Manager

**PROP J ANALYSIS SUMMARY**

296644 ADM Internal Services - Fleet Management  
Security Guard Service at Central Shops

FISCAL YEAR 2023-24

**City cost if services are not contracted out**

	<i>low range</i>		<i>high range</i>	
Total Annual Salary	\$	262,534	\$	298,740
Total Other Pay	\$	31,117	\$	36,950
Total Fringe Benefits	\$	115,151	\$	127,957
Additional City Costs	\$	2,700	\$	2,700
	\$	411,502	\$	466,347

**City cost if services are contracted out**

Contract Cost	\$	196,402	\$	235,683
City Contract Monitoring	\$	9,246	\$	10,949
	\$	205,648	\$	246,632

**City Savings from Contracting Out,**

Savings/(Cost)	\$	205,854	\$	219,715
		50%		47%



ESTIMATED CITY COSTS:

PROJECTED PERSONNEL COSTS						
			Bi-Weekly Rate per FTE		Annual Cost	
Job Class Title	Class	# of Full Time Equivalent Positions	Low	High	Low	High
Building and Grounds Patrol Officer	8207	3.37	\$ 2,764	3,319	\$ 242,086	\$ 290,620
City Shops Assistant Superintendent	7277	0.05	\$ 5,203	6,246	\$ 6,763.91	\$ 8,119.94
Holiday Pay (if applicable)	n/a	n/a			13,684	16,427
Night / Shift Differential (if applicable)	n/a	n/a			15,413	18,503
Overtime Pay (if applicable)	n/a	n/a				
Other Pay (if applicable)	n/a	n/a			2,021	2,021
Total FTE			3.4			
Total Salary Costs-->					\$ 262,533.66	\$ 298,739.64
Total of Other Compensation-->					\$ 31,117.13	\$ 36,950.34

FRINGE BENEFITS		
Job Class	\$ Amount	
Benefits per FTE--Job Class #:	8,207	37,149
Benefits per FTE--Job Class #:	7,277	56,578
Total Fringe Benefits	Low	High
	\$ 115,150.90	\$ 127,957.03

ADDITIONAL CITY COSTS			
Uniform costs		\$ 2,700	\$ 2,700
		\$ -	\$ -
Total Capital & Operating		\$ 2,700	\$ 2,700

COST COMPARISON SUMMARY

ESTIMATED TOTAL CITY COST	\$	411,502	\$	466,347
LESS: ESTIMATED TOTAL CONTRACT COST	\$	205,648	\$	246,632
ESTIMATED SAVINGS	\$	205,854	\$	219,715
% of Savings to City Cost		50%		47%

Comments/Assumptions:

- FY 1983 was the first year these services were contracted out.
- Salary levels reflect proposed salary rates effective July 1, 2023. Costs are represented as annual 12 month costs.
- Variable fringe benefits consist of Social Security, Medicare, employer retirement, employee retirement pick-up and long-term disability, where applicable.
- Fixed fringe benefits consist of health and dental rates plus an estimate of dependent coverage.
- 7 hours each day eligible for 8% shift-differential pay; 7 hours each day eligible for 10% shift-differential pay (Local 1021 MOU items 293,294, & 426)
- 5% of 7277's time would be spent supervising security guard employees.
- Hours per FTE is 1776. (2,088 hours - 80 hours vacation pay - 96 hours holiday pay - 32 hours floating holiday pay - 104 hours sick pay)
- Uniform costs for all applicable FTE total to \$2,700.

Salary and Benefits for Each Job Class from BFM Reporting FTE Cost Report

Complete this with the cost of 1.0 FTE; the actual FTE needs will be calculated in the Personnel and Fringe Benefit costs.

Year (BY, aka FY 23/24)	Job Class Number	Job Class Title	FTE	5010 Salary	5130 Benefits	Total Sal & Ben
BY	8207	Building and Grounds Patrol Officer	1.00	\$ 86,282	\$ 37,149	\$ 123,432
BY	7277	City Shops Assistant Superintendent	1.00	\$ 162,399	\$ 56,578	\$ 218,977

Premium & Holiday Pay Calculations

Category	Work Segment	Premium	Annualized hours
Night shifts	5:00pm-12:00pm	8%	1,750
	12:00pm-7:00am	10%	1,750
Weekend shi	7:00am - 5:00pm	0	1,040
	5:00pm-12:00pm	8%	728
	12:00pm-7:00am	10%	728
Holidays	7:00am - 7:00am	150%	264



**Please complete all shaded sections in this worksheet, as is required by San Francisco Administrative Code Section 2.15:**

Department: 296644 ADM Internal Services - Real Estate Division  
Contract: Security Services for RED Buildings

## SEC. 2.15 SUPPLEMENTAL REPORTS REQUIRED

Any officer, department or agency seeking Board approval of a contract for personal services under Charter Section 10.104(15) shall submit a supplemental report to the Board of Supervisors in connection with the contract and the Controller's certification.

The report shall summarize the essential terms of the proposed contract and address the following subjects:

1. The department's basis for proposing the Prop J certification;

Lower costs of security services at 1650 Mission, 25 Van Ness, 49 South Van Ness, 1 South Van Ness, Alemany/UN Plaza Markets, and 196 Otis/150 Valencia/SOMA West Dog Park.

2. The impact, if any, the contract will have on the provision of services covered by the contract, including a comparison of specific levels of service, in measurable units where applicable, between the current level of service and those proposed under the contract. For contract renewals, a comparison shall be provided between the level of service in the most recent year the service was provided by City employees and the most recent year the service was provided by the contractor;

Service levels would not differ if they were provided by city employees.

3. The department's proposed or, for contract renewals, current oversight and reporting requirements for the services covered by the contract:

The Building/Market Managers are responsible for ensuring that services are as stated in the contract.

4. The contractor's proposed or, for contract renewals, current wages and benefits for employees covered under the contract, and the contractor's current labor agreements for employees providing the services covered by the contract:

See workbook for detailed information for contract wages by building.

5. The department's proposed or, for contract renewals, current procedures for ensuring the contractor's ongoing compliance with all applicable contracting requirements, including Administrative Code Chapter 12P (the Minimum Compensation Ordinance), Chapter 12Q (the Health Care Accountability Ordinance); and Section 12B.1(b) (the Equal Benefits Ordinance);

All contractors are required to comply with the MCO per the contracts awarded.

6. The department's plan for City employees displaced by the contract; and,  
There is no displacement.

7. A discussion, including timelines and cost estimates, of under what conditions the service could be provided in the future using City employees. (Added by Ord. 105-04, File No. 040594, App. 6/10/2004)

Lower costs of security services at 1650 Mission, 25 Van Ness, 49 South Van Ness, 1 South Van Ness, Alemany/UN Plaza Markets, and 196 Otis/150 Valencia/SOMA West Dog Park.

8 Changes in any elements of the Contractor and/or City side since the prior approved Prop J.  
N/A

Name and job title of the person completing this questionnaire:

Claudia Gorham, Deputy Managing Director

**PROP J ANALYSIS SUMMARY**

296644 ADM Internal Services - Real Estate Division  
Security Services for RED Buildings

FISCAL YEAR 2023-24

**City cost if services are not contracted out**

	<i>low range</i>		<i>high range</i>	
Total Annual Salary	\$	3,301,150	\$	3,866,644
Total Other Pay	\$	160,493	\$	192,669
Total Fringe Benefits	\$	1,492,910	\$	1,658,668
Additional City Costs	\$	157,899	\$	237,300
	\$	5,112,452	\$	5,955,282

**City cost if services are contracted out**

Contract Cost	\$	2,742,561	\$	2,795,815
City Contract Monitoring	\$	18,772	\$	22,235
	\$	2,761,334	\$	2,818,050

**City Savings from Contracting Out,**

Savings/(Cost)	\$	2,351,119	\$	3,137,232
		46%		53%

## ESTIMATED CITY COSTS:

PROJECTED PERSONNEL COSTS						
Job Class Title	Class	# of Full Time Equivalent Positions	Bi-Weekly Rate per FTE		Annual Cost	
			Low	High	Low	High
Building & Grounds Patrol Officer	8207	41.3	\$ 2,764	3,319	\$ 2,968,854	\$ 3,564,051
Superv. Building & Grounds Patrol Officer	8211	3.0	\$ 3,059	3,672	\$ 238,594.40	\$ 286,427.85
Manager I	922	0.1	\$ 5,179	6,218	\$ 13,466.03	\$ 16,165.70
0	0		\$ -	0	\$ -	\$ -
0	0				\$ -	\$ -
0	0				\$ -	\$ -
0	0				\$ -	\$ -
0	0				\$ -	\$ -
0	0				\$ -	\$ -
0	0				\$ -	\$ -
0	0				\$ -	\$ -
Holiday Pay (if applicable)	n/a	n/a			80,235	96,321
Night / Shift Differential (if applicable)	n/a	n/a			80,258	96,348
Overtime Pay (if applicable)	n/a	n/a				
Other Pay (if applicable)	n/a	n/a				
Total FTE			44.4			
			Total Salary Costs-->		\$ 3,301,150.10	\$ 3,866,644.42
			Total of Other Compensation-->		\$ 160,493.41	\$ 192,669.16

FRINGE BENEFITS		
Job Class		\$ Amount
Benefits per FTE--Job Class #:	8,207	37149
Benefits per FTE--Job Class #:	8,211	39358
Benefits per FTE--Job Class #:	922	60695
Benefits per FTE--Job Class #:	0	0
Benefits per FTE--Job Class #:	0	0
Benefits per FTE--Job Class #:	0	0
Benefits per FTE--Job Class #:	0	0
Benefits per FTE--Job Class #:	0	0
Benefits per FTE--Job Class #:	0	0
Benefits per FTE--Job Class #:	0	0
Total Fringe Benefits		Low High \$ 1,492,909.95 \$ 1,658,668.36

ADDITIONAL CITY COSTS		
Cellular Phones (\$2800 per year + \$509.50 one-time cost), (\$4500 a year + \$700 one-time cost); for the 8207 officers	\$	138,999 \$ 218,400
Uniform (\$450)	\$	18,900 \$ 18,900
	\$	- \$ -
	\$	- \$ -
Total Capital & Operating	\$	157,899 \$ 237,300

## COST COMPARISON SUMMARY

ESTIMATED TOTAL CITY COST	\$ 5,112,452.47	\$ 5,955,281.94
LESS: ESTIMATED TOTAL CONTRACT COST	\$ -	\$ -
ESTIMATED SAVINGS	\$ 5,112,452	\$ 5,955,282
% of Savings to City Cost	100%	100%

## Comments/Assumptions:

- FTE level assumes 1776 hours (2088 hours - 80 hours vacation pay - 32 hours floating holiday pay - 104 hours sick pay - 96 hours holidays and is divided by total hours in contracts
- Salary levels reflect proposed salary rates effective July 1, 2023. Costs are represented as annual 12 month costs.
- Variable fringe benefits consist of Social Security, Medicare, employer retirement, employee retirement pick-up and long-term disability, where applicable.
- Fixed fringe benefits consist of health and dental rates plus an estimate of dependent coverage.
- See table on next page for assumptions about differential pay and holiday pay
- Each 15 security guards require 1 security guard supervisor FTE

## Salary and Benefits for Each Job Class from BFM Reporting FTE Cost Report

Complete this with the cost of 1.0 FTE; the actual FTE needs will be calculated in the Personnel and Fringe Benefit costs.

Year (BY, aka FY 23/24)	Job Class Number	Job Class Title	FTE	5010 Salary	5130 Benefits	Total Sal & Ben
BY	8207	Building & Grounds Patrol Officer	1.00	\$ 86,282	\$ 37,149	\$ 123,432
BY	8211	Superv. Building & Grounds Patrol Officer	1.00	\$ 95,476	\$ 39,358	\$ 134,834
BY	922	Manager I	1.00	\$161,657	\$ 60,695	\$ 222,352
			1.00			\$ -
			1.00			\$ -
			1.00			\$ -
			1.00			\$ -
			1.00			\$ -
			1.00			\$ -
			1.00			\$ -

Guard Schedule	Premium	# of Days	# Hours	Total Hours
25VN: 24/7; Premium 5pm-12am	8%	365	7.0	2,555
1SVN: 24/7; Premium 5pm-12am	8%	365	7.0	2,555
1650M: 24/7; Premium 5pm-12am	8%	365	7.0	2,555
25VN: 24/7; Premium 12am-7am	10%	365	7.0	2,555
1SVN: 24/7; Premium 12am-7am	10%	365	7.0	2,555
1650M: 24/7; Premium 12am-7am	10%	365	7.0	2,555
196 Otis: 6am-11pm; Premium 6-7 am, 5-11 pm	8%	365	7.0	2,555
1SVN unarmed guard: 2-7 pm, M-F; Premium 5pm-7pm	8%	250	2.0	500
UN Plaza 3 guards: 8am, 9am and 10-6pm, Thu, F; Premium 5pm-6pm	8%	104	3.0	312
Alemany 1: 5am-1pm, Sun; Premium: 5am-7am	8%	52	2.0	104
Alemany 3: 9:30am-5:30pm, Sun; Premium: 5pm-5:30pm	8%	52	0.5	26
49SVN Elevator Lobby: 6am - 2pm, M-F; Premium 6-7am	8%	250	1.0	250
49SVN Elevator Lobby: 2pm-6:30pm, M-F; Premium 5pm-6:30pm	8%	250	1.5	375
49SVN Elevator Lobby: 3pm - 11pm, M-F, Holidays, Weekends; Premium 5pm-11pm	8%	365	6.0	2,190
49SVN Main Lobby: 6am - 2pm, M-F, Holidays, Weekends; Premium 6-7am	8%	365	1.0	365
49SVN Main Lobby: 2pm-10pm, M-F, Holidays, Weekends; Premium 5-10pm	8%	365	5.0	1,825
49SVN Main Lobby: 10:30 pm - 6 am, M-F, Holidays, Weekends; Premium 10:30pm-12am	8%	365	1.5	548
49SVN Main Lobby: 10:30 pm - 6am, M-F, Holidays, Weekends; Premium 12-6am	10%	365	6.0	2,190

# Holidays	Hours worked per Holiday	Prem.	Notes
12	129	150%	1 24/7 guard at 1SVN, 25 VN, 1650 Mission + 17 hrs at 196 Otis/SOMA West + 39.5 hrs/ holiday at 49SVN

Please Fill Out Blue Shaded Areas Only.

FISCAL YEAR 2023-24

Contract Cost Details

	Low	High
Estimated Contract Cost	\$ 2,742,561	\$ 2,795,815
Estimated Monitoring Cost	\$ 18,772	\$ 22,235

Contract Cost Calculation:

Please show all calculations made to estimate contract cost. Describe assumptions and source of data above, and feel free to enter more rows as needed.

List of all contract components	Number of Units	Notes	Total Cost - low end est	Total Cost - high end est
1 South Van Ness Unarmed Guard - 24/7	8,760		\$33.46	\$ 301,934
1 South Van Ness Unarmed Guard - M-F (7am - 3pm)	2,000		\$33.46	\$ 68,935
1 South Van Ness Unarmed Guard - M-F (9am - 5pm)	2,000		\$33.46	\$ 68,935
1 South Van Ness Unarmed Guard - M-F (2pm - 7pm)	1,250		\$33.46	\$ 43,921
1 25 Van Ness Unarmed Guard - 24/7	8,760		\$33.46	\$ 301,934
1 1650 Mission Unarmed Guard/77 Otis Unarmed Guard - 24/7	8,760		\$33.46	\$ 301,934
1 1650 Mission/77 Otis Unarmed Guard M-F (9am - 5pm)	2,000		\$33.46	\$ 68,935
1 1650 Mission/77 Otis Unarmed Guard M-F (9am - 5pm)	2,250		\$33.46	\$ 77,552
49SVN, ElevLobby/Day1 1) S/O Monday - Sunday from 6:00 AM to 2:00 PM (8) hrs/day	2,840		\$38.59	\$ 112,883
49SVN, ElevLobby/Day1: (11) Holidays billed at time and half	88		\$51.45	\$ 4,663
49SVN,MainLobby/Day 1) S/O Monday - Sunday from 6:00 AM to 2:00 PM (8) hrs/day	2,840		\$38.59	\$ 112,883
49SVN,MainLobby/Day: (11) Holidays billed at time and half	88		\$51.45	\$ 4,663
49SVN, ElevLobby/Day2 Supervisor Monday-Friday from 7:00AM to 3:00PM (8)hrs/day	1,992		\$44.63	\$ 91,570
49SVN, ElevLobby/Day2: (11) Holidays billed at time and half	88		\$51.23	\$ 4,643
49SVN, 2ndFlrPermCntr/Day (1) S/O Monday - Friday from 7:30 AM to 4:30 PM (9) hrs/day	2,340		\$40.69	\$ 98,071
49SVN, Gallery (1) S/O Monday - Friday from 8:00 AM to 5:00 PM (9) hrs/day	2,340		\$40.69	\$ 98,071
49SVN, RovingIntr/ExtOfficer 1) S/O Monday - Friday from 8:00 AM to 4:00 PM (8) hrs/day	2,080		\$38.59	\$ 82,675
49SVN, ElevLobby/Swing1 (1) S/O Monday - Friday from 2:00 PM to 6:30 PM (4.5) hrs/day	1,170		\$38.59	\$ 46,505
49SVN, MainLobby/RovSwg (1) S/O Monday - Sunday from 2:00 PM to 10:00 PM (8) hrs/day	2,840		\$38.59	\$ 112,883
49SVN, MainLobby/RovSwg : (11) Holidays billed at time and half	88		\$51.45	\$ 4,663
49SVN, ElevLobby/Swing2 1) S/O Monday - Sunday from 3:00 PM to 11:00 PM (8) hrs/day	2,840		\$38.59	\$ 112,883
49SVN, ElevLobby/Swing2: (11) Holidays billed at time and half	88		\$51.45	\$ 4,663
49SVN, ElevLobby/Grave (1) S/O Monday - Sunday from 10:00 PM to 6:30 AM (8.5) hrs/day	3,018		\$40.69	\$ 126,466
49SVN, ElevLobby/Grave: (11) Holidays billed at time and half	94		\$55.95	\$ 5,388
49SVN, Main Lobby/Grave (1) S/O Monday - Sunday from 10:00 PM to 6:30 AM (8.5) hrs/day	3,018		\$40.69	\$ 126,466
49SVN, Main Lobby/Grave: (11) Holidays billed at time and half	94		\$55.95	\$ 5,388
SOMA West Unarmed Guard - 6am - 11pm	6,205		\$34.38	\$ 219,709
UN Plaza - Unarmed Guard 1: 8am-6pm, F	520		\$37.96	\$ 20,330
UN Plaza - Unarmed Guard 2: 10am-6pm, F	416		\$37.96	\$ 16,264
Alemany Market, Unarmed Guard 1, 7am-	858		\$37.96	\$ 33,545
Alemany Market, Unarmed Guard 2, 7am-	884		\$37.96	\$ 34,561
Alemany Market, Unarmed Guard 3, 9:30am-	754		\$37.96	\$ 29,479
TOTAL CONTRACT COST	73,361		\$ 2,742,561.38	\$ 2,795,815.00

1. List all assumptions made in calculating contract cost.

Include any private wage rates, population estimates, square footage estimates or other data used in calculating your contract cost.

Please insert more lines as needed.

1) Services levels at all buildings based on existing contracts:

2) Hourly Rates based on existing contracts

Contract Monitoring Costs:

Does/would contract require monitoring? If yes, fill out the details below. not, explain why, as this would be unusua	Yes
---	-----

Salary:

Job Class	Job Class Title	# of FTEs (can be partial, e.g. a half time employee would be 0.5 FTE)	Biweekly Rate		Annual Salary Expense		Benefits per FTE		Annual Benefit Expense		TOTAL EXPENSES	
			Low	High	Low	High	Low	High	Low	High	Low	High
0922	Manager I	0.1	5,179	6,218	\$ 13,466	\$ 16,166	\$ 53,064	\$ 60,695	\$ 5,306	\$ 6,070	\$ 18,772	\$ 22,235
					\$ -	\$ -	\$ -		\$ -	\$ -	\$ -	\$ -
					\$ -	\$ -	\$ -		\$ -	\$ -	\$ -	\$ -
					\$ -	\$ -	\$ -		\$ -	\$ -	\$ -	\$ -
TOTAL CONTRACT MONITORING COST					\$ 13,466	\$ 16,166	\$ 53,064	\$ 60,695	\$ 5,306	\$ 6,070	\$ 18,772	\$ 22,235

Components of contractor labor costs, including but not limited to: fringe benefits, premiums, shift differentials:

Low End Increase (%) High End Increase (%)

1.03 1.05



**Please complete all shaded sections in this worksheet, as is required by San Francisco Administrative Code Section 2.15:**

Department: 296644 ADM Internal Services - Real Estate Division  
Contract: Custodial Services for RED Buildings

## SEC. 2.15 SUPPLEMENTAL REPORTS REQUIRED

Any officer, department or agency seeking Board approval of a contract for personal services under Charter Section 10.104(15) shall submit a supplemental report to the Board of Supervisors in connection with the contract and the Controller's certification.

The report shall summarize the essential terms of the proposed contract and address the following subjects:

1. The department's basis for proposing the Prop J certification;

Significantly lower costs of service by providing custodial services to One South Van Ness, 25 Van Ness, 1650 Mission, and 555 7<sup>th</sup> Street by contract.

2. The impact, if any, the contract will have on the provision of services covered by the contract, including a comparison of specific levels of service, in measurable units where applicable, between the current level of service and those proposed under the contract. For contract renewals, a comparison shall be provided between the level of service in the most recent year the service was provided by City employees and the most recent year the service was provided by the contractor;

City employees have never provided this custodial service at these locations. Custodial services have always been provided via competitively bid contracts. Service levels are equivalent to those provided by City forces in other City owned or leased facilities.

3. The department's proposed or, for contract renewals, current oversight and reporting requirements for the services covered by the contract:

A total of 8 hours per week of oversight is sufficient and effective to manage these contracts.

4. The contractor's proposed or, for contract renewals, current wages and benefits for employees covered under the contract, and the contractor's current labor agreements for employees providing the services covered by the contract:

1. Contractors are required to meet the City's minimum compensation ordinance, and provide evidence of doing so during the contract performance period.
2. Contractors are required to comply with the Property Service Workers Protection Act, maintain annual registration with the Department of Industrial Relations, and provide biennial in-person sexual violence and harassment prevention training.

5. The department's proposed or, for contract renewals, current procedures for ensuring the contractor's ongoing compliance with all applicable contracting requirements, including Administrative Code Chapter 12P (the Minimum Compensation Ordinance), Chapter 12Q (the Health Care Accountability Ordinance); and Section 12B.1(b) (the Equal Benefits Ordinance);

As with the MCO, compliance is reviewed monthly by Real Estate custodial managers and our on-staff Purchasing Supervisor in association with invoice review from each contractor for 12Q and 12B.1 compliance.

6. The department's plan for City employees displaced by the contract; and,  
There is no displacement, task has been contracted out historically.

7. A discussion, including timelines and cost estimates, of under what conditions the service could be provided in the future using City employees. (Added by Ord. 105-04, File No. 040594, App. 6/10/2004)

Given the size of the fiscal gap between contract services and city-provided services, it is highly unlikely future conditions could warrant migration to city-provided services at these locations.

8 Changes in any elements of the Contractor and/or City side since the prior approved Prop J.

Name and job title of the person completing this questionnaire:

Nam Li, Real Estate Division Custodial Service Manager

**PROP J ANALYSIS SUMMARY**

296644 ADM Internal Services - Real Estate Division  
Custodial Services for RED Buildings

FISCAL YEAR 2023-24

**City cost if services are not contracted out**

	<i>low range</i>		<i>high range</i>	
Total Annual Salary	\$	1,848,160	\$	2,213,335
Total Other Pay	\$	123,405	\$	148,145
Total Fringe Benefits	\$	905,627	\$	1,002,535
Additional City Costs	\$	637,130	\$	732,652
	\$	3,514,322	\$	4,096,667

**City cost if services are contracted out**

Contract Cost	\$	2,244,643	\$	2,425,864
City Contract Monitoring	\$	32,838	\$	38,820
	\$	2,277,481	\$	2,464,684

**City Savings from Contracting Out,**

Savings/(Cost)	\$	1,236,841	\$	1,631,984
		35%		40%

COMPARATIVE COSTS OF CONTRACTING VS. IN-HOUSE SERVICES (1) (2)  
FISCAL YEAR 2023-24

ESTIMATED CITY COSTS:

PROJECTED PERSONNEL COSTS						
Job Class Title	Class	# of Full Time Equivalent Positions	Bi-Weekly Rate per FTE		Annual Cost	
			Low	High	Low	High
Custodian	2708	25.0	\$ 2,474	2,969	\$ 1,607,788	\$ 1,930,118
Custodial Assistant Supervisor	2716	2.0	\$ 2,722	3,267	\$ 141,518.37	\$ 169,890.00
Custodial Supervisor	2718	1.0	\$ 3,000	3,602	\$ 78,009.62	\$ 93,649.00
Management Assistant	1842	0.1	\$ 3,524	4,231	\$ 9,163.58	\$ 11,000.70
Manager II	0923	0.05	\$ 5,560	6,675	\$ 7,228.19	\$ 8,677.30
0	0				\$ -	\$ -
0	0				\$ -	\$ -
0	0				\$ -	\$ -
0	0				\$ -	\$ -
0	0				\$ -	\$ -
Holiday Pay (if applicable)	n/a	n/a			4,452	5,345
Night / Shift Differential (if applicable)	n/a	n/a			118,953	142,801
Overtime Pay (if applicable)	n/a	n/a				
Other Pay (if applicable)	n/a	n/a				
Total FTE			28.2			
			Total Salary Costs-->		\$ 1,848,160.28	\$ 2,213,334.87
			Total of Other Compensation-->		\$ 123,405.18	\$ 148,145.48

FRINGE BENEFITS		
Job Class	\$ Amount	
Benefits per FTE--Job Class #:	2708	\$ 35,272.54
Benefits per FTE--Job Class #:	2716	\$ 37,097.00
Benefits per FTE--Job Class #:	2718	\$ 39,145.00
Benefits per FTE--Job Class #:	1842	\$ 42,994.00
Benefits per FTE--Job Class #:	0923	\$ 61,653.00
Benefits per FTE--Job Class #:	0	0
Benefits per FTE--Job Class #:	0	0
Benefits per FTE--Job Class #:	0	0
Benefits per FTE--Job Class #:	0	0
Benefits per FTE--Job Class #:	0	0
		Low High
Total Fringe Benefits		\$ 905,627.07 \$ 1,002,534.60

ADDITIONAL CITY COSTS		
Materials and Supplies	\$ 275,190	\$ 300,029
Uniform	\$ 16,265	\$ 17,648
As-Needed Custodial and est. MFB	\$ 345,674	\$ 414,975
	\$ -	\$ -
Total Capital & Operating	\$ 637,130	\$ 732,652

COST COMPARISON SUMMARY

ESTIMATED TOTAL CITY COST	\$ 3,514,322.39	\$ 4,096,667.32
LESS: ESTIMATED TOTAL CONTRACT COST	\$ 2,244,642.92	\$ 2,425,863.05
ESTIMATED SAVINGS	\$ 1,269,679	\$ 1,670,804
% of Savings to City Cost	36%	41%

Comments/Assumptions:

1. FTE level assumes that one custodian can cover 35,000 square feet at 25 Van Ness and 555 7th Street. Total square feet of two facilities is 154,000.

2. FTE level for 1650 Mission and 1 South Van Ness is assumed identical to the FTE specified on the current janitorial contracts for 1650 Mission and 1 South Van Ness. (1650 Mission: 6.5, 1SVN: 13.75)

Salary and Benefits for Each Job Class from BFM Reporting FTE Cost Report

Complete this with the cost of 1.0 FTE; the actual FTE needs will be calculated in the Personnel and Fringe Benefit costs.

Year (BY, aka FY 23/24)	Job Class Number	Job Class Title	FTE	5010 Salary	5130 Benefits	Total Sal & Ben
BY	2708	Custodian	1.00	\$ 77,205	\$ 35,273	\$ 112,477
BY	2716	Custodial Assistant Supervisor	1.00	\$ 84,945	\$ 37,097	\$ 122,042
BY	2718	Custodial Supervisor	1.00	\$ 93,649	\$ 39,145	\$ 132,794
BY	1842	Management Assistant	1.00	\$ 110,007	\$ 42,994	\$ 153,001
BY	0923	Manager II	1.00	\$ 173,546	\$ 61,653	\$ 235,199
			1.00			\$ -
			1.00			\$ -
			1.00			\$ -
			1.00			\$ -
			1.00			\$ -

Please Fill Out Blue Shaded Areas Only.

FISCAL YEAR 2023-24

Contract Cost Details

	Low	High
Estimated Contract Cost	\$ 2,244,642.92	\$ 2,425,863.65
Estimated Monitoring Cost	\$ 32,838.06	\$ 38,820.00

Contract Cost Calculation:

Please show all calculations made to estimate contract cost. Describe assumptions and source of data above, and feel free to enter more rows as needed.

List of all contract components	Number of Units	Notes	Total Cost - low end est.	Total Cost - high end est.
1 South Van Ness Labor	503,000 sq. ft.	Annual Cost	\$1,041,897.00	\$1,120,247.65
1 South Van Ness Consumables			\$127,475.40	\$136,857.59
25 Van Ness Labor	120,000 sq. ft.	Annual Cost	\$255,759.96	\$282,410.15
25 Van Ness Consumables			\$50,400.00	\$57,178.80
1650 Mission Labor	174,000 sq. ft.	Annual Cost	\$559,890.04	\$601,983.02
1650 Mission Consumables			\$60,702.60	\$65,170.31
555 7th Labor	34,000 sq. ft.	Annual Cost	\$111,915.92	\$121,193.75
555 7th Consumables			\$36,612.00	\$40,822.38
TOTAL CONTRACT COST			\$2,244,642.92	\$2,425,863.65

1. List all assumptions made in calculating contract cost.

Include any private wage rates, population estimates, square footage estimates or other data used in calculating your contract cost. Please insert more lines as needed.

- 1) **1 South Van Ness and 1650 Mission:** all labor and consummable costs based on the current contracts specifications. Low end estimate assumes that the janitorial vendor will not seek price increase and maintain the same amount as in FY23. High end estimate assumes the janitorial vendor will seek price increase based on the rates specified the contracts under section 74b and 74b. (7.52% for Labor and 7.36% for consummables since the date of the last contract modification, November 2021, according to US Bureau of Labor Statistics Producer Price Indexes)
- 2) **25 Van Ness:** all labor and consummable costs based on the current contracts specifications. Low end estimate assumes that the janitorial vendor will not seek price increase and maintain the same amount as in FY23. High end estimate assumes the janitorial vendor will seek price increase based on the rates specified the contracts under section 77b and 77c. (10.42% for Labor and 13.45% for consummables since the contract starting date, December 2020, according to US Bureau of Labor Statistics Producer Price Indexes)
- 3) **555 7th:** all labor and consummable costs based on the current contracts specifications. Low end estimate assumes that the janitorial vendor will not seek price increase and maintain the same amount as in FY23. High end estimate assumes the janitorial vendor will seek price increase based on the rates specified the contracts under section 75. (8.29% for Labor and 11.50% for consummables since the contract starting date, December 2020, according to US Bureau of Labor Statistics Producer Price Indexes)
- 4) Contract cost includes 0.2 FTE for monitoring. Calculations shown above.

2. What is the source of data used to calculate the contract cost?

555 7th Street - Contract ID# 6352, Appendix A, modified June 21, 2021  
1650 Mission/1 South Van Ness - Contract ID# 16548, modified August 2, 2021  
25 Van Ness - Contract ID# 20104, awarded Nov. 22, 2020

3. What year is your data from?

Janitorial Contract bidded price/price adjustment current as of year of contract approval/modification.  
US Bureau of Labor Statistics PPI industry data for Janitorial services-Janitorial cleaning services, not seasonally adjusted, current as of Feb 1, 2023  
US Bureau of Labor Statistics PPI industry data for Polish and other sanitation good mfg., not seasonally adjusted, current as of Feb 1, 2023

4. If contract cost is based on an RFP and before a contract has been approved, was the RFP for comparable services?

Contract Monitoring Costs:

Does/would contract require monitoring? If yes, fill out the details below. If no explain why, as this would be unusual.	
--	--

Salary:

Job Class	Job Class Title	# of FTEs (can be partial; e.g. a half time employee would be 0.5 FTE)	Biweekly Rate		Annual Salary Expense		Benefits per FTE		Annual Benefit Expense		TOTAL EXPENSES	
			Low	High	Low	High	Low	High	Low	High	Low	High
1842	Management Assistant I	0.1	3,524	4,231	\$ 9,164	\$ 11,001	\$ 38,319	\$ 42,994	\$ 3,832	\$ 4,299	\$ 12,995	\$ 15,300
0923	Manager II	0.1	5,560	6,675	\$ 14,456	\$ 17,355	\$ 53,862	\$ 61,653	\$ 5,386	\$ 6,165	\$ 19,843	\$ 23,520
					\$ -	\$ -	\$ -	\$ -	\$ -	\$ -	\$ -	\$ -
					\$ -	\$ -	\$ -	\$ -	\$ -	\$ -	\$ -	\$ -
TOTAL CONTRACT MONITORING COST					\$ 23,620	\$ 28,355	\$ 92,181	\$ 104,647	\$ 9,218	\$ 10,465	\$ 32,838	\$ 38,820

Components of contractor labor costs, including but not limited to: fringe benefits, premiums, shift differentials:

<https://beta.bls.gov/dataViewer/view/timeseries/PCU5617205617205>  
<https://beta.bls.gov/dataViewer/view/timeseries/PCU5617205617205>

Series Title	PPI industry data for Janitorial services- Janitorial cleaning services, not seasonally adjusted		
Series ID	PCU5617205617205		
Seasonality	Not Seasonally Adjusted		
Survey Name	PPI Industry Data		
Measure Data Type	Janitorial cleaning services		
Industry	Janitorial services		
Item	Janitorial cleaning services		
Year	Period	Label	Observation Value
2019	M01	2019 Jan	144.3
2019	M02	2019 Feb	144.4
2019	M03	2019 Mar	144.4
2019	M04	2019 Apr	144.4
2019	M05	2019 May	144.9
2019	M06	2019 Jun	145.5
2019	M07	2019 Jul	145.7
2019	M08	2019 Aug	145.6
2019	M09	2019 Sep	145.5
2019	M10	2019 Oct	145.8
2019	M11	2019 Nov	145.9
2019	M12	2019 Dec	145.7
2020	M01	2020 Jan	146.0
2020	M02	2020 Feb	146.0
2020	M03	2020 Mar	145.8
2020	M04	2020 Apr	145.8
2020	M05	2020 May	145.8
2020	M06	2020 Jun	145.8
2020	M07	2020 Jul	145.7
2020	M08	2020 Aug	145.7
2020	M09	2020 Sep	146.1
2020	M10	2020 Oct	146.1
תשפ"א	M11	תשפ"א Nov	146.2

Series Title	PPI industry data for Polish and other sanitation good mfg., not seasonally adjusted		
Series ID	PCU325612325612		
Seasonality	Not Seasonally Adjusted		
Survey Name	PPI Industry Data		
Measure Data Type	Polish and other sanitation good mfg.		
Industry	Polish and other sanitation good mfg.		
Item	Polish and other sanitation good mfg.		
Year	Period	Label	Observation Value
2019	M01	2019 Jan	211.1
2019	M02	2019 Feb	211.6
2019	M03	2019 Mar	211.5
2019	M04	2019 Apr	211.7
2019	M05	2019 May	211.5
2019	M06	2019 Jun	212.6
2019	M07	2019 Jul	212.1
2019	M08	2019 Aug	213.6
2019	M09	2019 Sep	213.6
2019	M10	2019 Oct	213.5
2019	M11	2019 Nov	213.5
2019	M12	2019 Dec	213.6
2020	M01	2020 Jan	213.5
2020	M02	2020 Feb	213.8
2020	M03	2020 Mar	214.2
2020	M04	2020 Apr	215.6
2020	M05	2020 May	215.5
2020	M06	2020 Jun	215.7
2020	M07	2020 Jul	215.7
2020	M08	2020 Aug	215.8
2020	M09	2020 Sep	215.8
2020	M10	2020 Oct	215.5
2020	M11	2020 Nov	214.2

**Please complete all shaded sections in this worksheet, as is required by San Francisco Administrative Code Section 2.15:**

Department: 278641 - Convention Facilities  
Contract: Convention Facilities Management

## SEC. 2.15 SUPPLEMENTAL REPORTS REQUIRED

Any officer, department or agency seeking Board approval of a contract for personal services under Charter Section 10.104(15) shall submit a supplemental report to the Board of Supervisors in connection with the contract and the Controller's certification.

The report shall summarize the essential terms of the proposed contract and address the following subjects:

1. The department's basis for proposing the Prop J certification;

To demonstrate, on an annual basis, that it is more efficient and cost effective to secure required services by contracting with a private operator than by utilizing City employees.

2. The impact, if any, the contract will have on the provision of services covered by the contract, including a comparison of specific levels of service, in measurable units where applicable, between the current level of service and those proposed under the contract. For contract renewals, a comparison shall be provided between the level of service in the most recent year the service was provided by City employees and the most recent year the service was provided by the contractor;

The service has been contracted out since the opening of the convention facilities in 1981

3. The department's proposed or, for contract renewals, current oversight and reporting requirements for the services covered by the contract:

The Convention Facilities Department (GSA/City Administrator) is responsible for oversight and reporting requirements. A number of financial controls and performance measures are included in the scope of this responsibility.

4. The contractor's proposed or, for contract renewals, current wages and benefits for employees covered under the contract, and the contractor's current labor agreements for employees providing the services covered by the contract:

The Department's annual Prop J report covers in great detail a full analysis of wages and benefits, with appropriate labor agreement changes (if any) taken into account.

5. The department's proposed or, for contract renewals, current procedures for ensuring the contractor's ongoing compliance with all applicable contracting requirements, including Administrative Code Chapter 12P (the Minimum Compensation Ordinance), Chapter 12Q (the Health Care Accountability Ordinance); and Section 12B.1(b) (the Equal Benefits Ordinance);

The Convention Facilities Department reviews Administrative Code changes on an annual basis with the City Attorney's Office to ensure the contracted operator is in constant compliance.

6. The department's plan for City employees displaced by the contract; and,  
No City employees are displaced by this contract.

7. A discussion, including timelines and cost estimates, of under what conditions the service could be provided in the future using City employees. (Added by Ord. 105-04, File No. 040594, App. 6/10/2004)

The Department's annual Prop J report specifies the estimated differences in salary and benefit costs of the contracted operator and City employees, at both lowest and highest salary steps. Management and operation of convention facilities demand tremendous industry expertise to be competitive with other first tier cities nationwide. A top-level private operator can offer experience and depth that City employees cannot.

8 Changes in any elements of the Contractor and/or City side since the prior approved Prop J. Contractor restructured their Event Attendant job classifications to distinguish between Custodians and Custodial Crew Leads, but no change to overall FTE.



Name and job title of the person completing this questionnaire:

Kenneth Bukowski, Director of Convention Facilities

**PROP J ANALYSIS SUMMARY**

278641 - Convention Facilities

Convention Facilities Management

FISCAL YEAR 2023-24

**City cost if services are not contracted out**

	<i>low range</i>		<i>high range</i>	
Total Annual Salary	\$	23,300,644	\$	27,971,961
Total Other Pay	\$	1,338,055	\$	1,606,309
Total Fringe Benefits	\$	10,015,134	\$	11,235,985
Additional City Costs	\$	8,981,647	\$	8,981,647
	\$	43,635,480	\$	49,795,902

**City cost if services are contracted out**

Contract Cost	\$	42,638,742	\$	42,638,742
City Contract Monitoring	\$	273,222	\$	324,990
	\$	42,911,964	\$	42,963,732

**City Savings from Contracting Out,**

Savings/(Cost)	\$	723,516	\$	6,832,170
		2%		14%

ESTIMATED CITY COSTS:

PROJECTED PERSONNEL COSTS						
			Bi-Weekly Rate per FTE		Annual Cost	
Job Class Title	Class	# of Full Time Equivalent Positions	Low	High	Low	High
IS Programmer Analyst	1062	0.6	\$ 3,932	4,721	\$ 61,345	\$ 73,643
IS Manager	1071	0.6	\$ 7,630	9,159	\$ 119,024.37	\$ 142,886.40
Payroll Supervisor	1218	1.0	\$ 4,361	5,235	\$ 113,385.73	\$ 136,117.32
Payroll Clerk	1222	1.0	\$ 3,323	3,989	\$ 86,392.93	\$ 103,713.00
Senior Personnel Analyst	1244	1.0	\$ 4,945	5,937	\$ 128,579.38	\$ 154,357.00
Principal HR Analyst	1246	1.0	\$ 6,014	7,219	\$ 156,359.10	\$ 187,706.00
Senior Clerk	1406	1.0	\$ 2,978	3,575	\$ 77,417.35	\$ 92,938.00
Principal Clerk	1408	1.0	\$ 3,243	3,893	\$ 84,305.43	\$ 101,207.00
Secretary II	1446	2.0	\$ 2,978	3,575	\$ 154,834.71	\$ 185,876.00
Executive Secretary 3	1454	1.0	\$ 3,874	4,651	\$ 100,731.36	\$ 120,926.00
Accountant III	1654	2.0	\$ 4,463	5,358	\$ 232,075.47	\$ 278,602.00
Senior Storekeeper	1936	1.0	\$ 2,828	3,395	\$ 73,523.19	\$ 88,263.13
Senior Purchaser	1956	2.0	\$ 4,575	5,492	\$ 237,904.80	\$ 285,600.00
Supervising Purchaser	1958	1.0	\$ 5,982	7,181	\$ 155,528.60	\$ 186,709.00
Custodian	2708	92.0	\$ 2,474	2,969	\$ 5,916,736.62	\$ 7,102,925.12
Custodial Supervisor	2718	39.0	\$ 3,000	3,601	\$ 3,041,985.22	\$ 3,651,843.00
Fire Safety Inspector 2	6281	1.5	\$ 5,568	6,684	\$ 217,156.82	\$ 260,692.46
Bldg & Grounds Maint Supv	7203	6.0	\$ 4,802	5,765	\$ 749,125.23	\$ 899,310.00
Chief Stationary Engineer	7205	1.0	\$ 4,896	5,878	\$ 127,299.89	\$ 152,821.00
Painting Supervisor	7242	1.0	\$ 4,276	5,133	\$ 111,179.91	\$ 133,469.27
Apprentice Sationary Engineer	7333	3.0	\$ 3,667	4,402	\$ 286,038.04	\$ 343,383.00
Stationary Engineer	7334	14.0	\$ 3,860	4,633	\$ 1,404,897.82	\$ 1,686,552.00
Senior Stationary Engineer	7335	3.0	\$ 4,374	5,251	\$ 341,170.98	\$ 409,569.00
Carpenter	7344	1.0	\$ 3,790	4,549	\$ 98,532.24	\$ 118,286.00
Electrician	7345	1.0	\$ 4,462	5,357	\$ 116,012.74	\$ 139,271.00
Painter	7346	3.0	\$ 3,488	4,187	\$ 272,036.14	\$ 326,574.00
Plumber	7347	1.0	\$ 4,497	5,398	\$ 116,918.21	\$ 140,358.00
Security Guard	8202	23.0	\$ 2,828	3,395	\$ 1,691,033.28	\$ 2,030,051.96
Head Park Patrol Officer	8210	6.0	\$ 3,681	4,419	\$ 574,303.71	\$ 689,440.22
Supv Bldg Grounds Patrol Ofcr	8211	3.0	\$ 3,129	3,756	\$ 244,072.72	\$ 293,004.47
Parking Control Officer	8214	10.0	\$ 2,754	3,306	\$ 716,046.80	\$ 859,600.00
Lead Parking Control Officer	8216	3.0	\$ 3,291	3,951	\$ 256,684.79	\$ 308,145.00
Public SafetyComm Supv	8239	1.0	\$ 4,714	5,659	\$ 122,552.91	\$ 147,122.35
Manager I	0922	16.0	\$ 5,179	6,218	\$ 2,154,564.50	\$ 2,586,512.00
Manager II	0923	4.0	\$ 5,560	6,674	\$ 578,221.95	\$ 694,144.00
Manager III	0931	1.0	\$ 5,996	7,198	\$ 155,888.45	\$ 187,141.00
Manager IV	0932	7.0	\$ 6,435	7,725	\$ 1,171,168.01	\$ 1,405,964.00
Manager V	0933	1.0	\$ 6,942	8,333	\$ 180,481.95	\$ 216,665.00
Deputy Director III	0953	1.0	\$ 7,452	8,946	\$ 193,743.31	\$ 232,585.00
Deputy Director IV	0954	2.0	\$ 8,480	10,181	\$ 440,983.54	\$ 529,392.00
Deputy Director V	0955	1.0	\$ 9,246	11,100	\$ 240,400.54	\$ 288,596.09
0	0		\$ -	0	\$ -	\$ -

Salary and Benefits for Each Job Class from BFM Reporting FTE Cost Report

Complete this with the cost of 1.0 FTE; the actual FTE needs will be calculated in the Personnel and Fringe Benefit costs.

Year (BY, aka FY 23/24)	Job Class Number	Job Class Title	FTE	5010 Salary	5130 Benefits	Total Sal & Ben
FY 23/24	1062	IS Programmer Analyst	1.00	\$ 122,739	\$ 45,565	\$ 168,304
FY 23/24	1071	IS Manager	1.00	\$ 238,144	\$ 73,426	\$ 311,570
FY 23/24	1218	Payroll Supervisor	1.00	\$ 136,117	\$ 48,147	\$ 184,265
FY 23/24	1222	Payroll Clerk	1.00	\$ 103,713	\$ 41,595	\$ 145,308
FY 23/24	1244	Senior Personnel Analyst	1.00	\$ 154,357	\$ 52,352	\$ 206,709
FY 23/24	1246	Principal HR Analyst	1.00	\$ 187,706	\$ 58,940	\$ 246,646
FY 23/24	1406	Senior Clerk	1.00	\$ 92,938	\$ 39,008	\$ 131,946
FY 23/24	1408	Principal Clerk	1.00	\$ 101,207	\$ 40,994	\$ 142,201
FY 23/24	1446	Secretary II	1.00	\$ 92,938	\$ 39,008	\$ 131,946
FY 23/24	1454	Executive Secretary 3	1.00	\$ 120,926	\$ 45,071	\$ 165,997
FY 23/24	1654	Accountant III	1.00	\$ 139,301	\$ 49,908	\$ 189,209
FY 23/24	1936	Senior Storekeeper	1.00	\$ 88,263	\$ 37,262	\$ 125,525
FY 23/24	1956	Senior Purchaser	1.00	\$ 142,800	\$ 50,730	\$ 193,530
FY 23/24	1958	Supervising Purchaser	1.00	\$ 186,709	\$ 59,843	\$ 246,552
FY 23/24	2708	Custodian	1.00	\$ 77,206	\$ 35,228	\$ 112,433
FY 23/24	2718	Custodial Supervisor	1.00	\$ 93,637	\$ 39,175	\$ 132,812
FY 23/24	6281	Fire Safety Inspector 2	1.00	\$ 173,795	\$ 56,320	\$ 230,115
FY 23/24	7203	Bldg & Grounds Maint Supv	1.00	\$ 149,885	\$ 54,226	\$ 204,111
FY 23/24	7205	Chief Stationary Engineer	1.00	\$ 152,821	\$ 54,916	\$ 207,737
FY 23/24	7242	Painting Supervisor	1.00	\$ 133,469	\$ 49,576	\$ 183,045
FY 23/24	7333	Apprentice Sationary Engineer	1.00	\$ 114,461	\$ 46,443	\$ 160,904
FY 23/24	7334	Stationary Engineer	1.00	\$ 120,468	\$ 47,886	\$ 168,354
FY 23/24	7335	Senior Stationary Engineer	1.00	\$ 136,523	\$ 51,081	\$ 187,604
FY 23/24	7344	Carpenter	1.00	\$ 118,286	\$ 47,671	\$ 165,957
FY 23/24	7345	Electrician	1.00	\$ 139,271	\$ 53,360	\$ 192,631
FY 23/24	7346	Painter	1.00	\$ 108,858	\$ 44,802	\$ 153,660
FY 23/24	7347	Plumber	1.00	\$ 140,358	\$ 53,761	\$ 194,119
FY 23/24	8202	Security Guard	1.00	\$ 88,263	\$ 37,262	\$ 125,525
FY 23/24	8210	Head Park Patrol Officer	1.00	\$ 114,907	\$ 43,325	\$ 158,231
FY 23/24	8211	Supv Bldg Grounds Patrol Ofcr	1.00	\$ 97,668	\$ 39,402	\$ 137,070
FY 23/24	8214	Parking Control Officer	1.00	\$ 85,960	\$ 37,333	\$ 123,293
FY 23/24	8216	Lead Parking Control Officer	1.00	\$ 102,715	\$ 41,355	\$ 144,070
FY 23/24	8239	Public SafetyComm Supv	1.00	\$ 147,122	\$ 49,940	\$ 197,063
FY 23/24	0922	Manager I	1.00	\$ 161,657	\$ 60,695	\$ 222,352
FY 23/24	0923	Manager II	1.00	\$ 173,536	\$ 63,061	\$ 236,597
FY 23/24	0931	Manager III	1.00	\$ 187,141	\$ 65,366	\$ 252,507
FY 23/24	0932	Manager IV	1.00	\$ 200,852	\$ 67,687	\$ 268,539
FY 23/24	0933	Manager V	1.00	\$ 216,665	\$ 70,366	\$ 287,031
FY 23/24	0953	Deputy Director III	1.00	\$ 232,585	\$ 73,063	\$ 305,648
FY 23/24	0954	Deputy Director IV	1.00	\$ 264,696	\$ 78,502	\$ 343,198
FY 23/24	0955	Deputy Director V	1.00	\$ 288,596	\$ 81,334	\$ 369,930
FY 23/29			1.00			

Holiday Pay (if applicable)	n/a	n/a		361,392	433,844
Night / Shift Differential (if applicable)	n/a	n/a		273,454	328,276
Overtime Pay (if applicable)	n/a	n/a		341,817	410,345
Other Pay (if applicable)	n/a	n/a		361,392	433,844
Total FTE			261.7		
Total Salary Costs-->				\$ 23,300,643.66	\$ 27,971,961.18
Total of Other Compensation-->				\$ 1,338,055.35	\$ 1,606,308.94

FRINGE BENEFITS

Job Class	\$ Amount		
Benefits per FTE--Job Class #: 1062	\$45,565		
Benefits per FTE--Job Class #: 1071	\$73,426		
Benefits per FTE--Job Class #: 1218	\$48,147		
Benefits per FTE--Job Class #: 1222	\$41,595		
Benefits per FTE--Job Class #: 1244	\$52,352		
Benefits per FTE--Job Class #: 1246	\$58,940		
Benefits per FTE--Job Class #: 1406	\$39,008		
Benefits per FTE--Job Class #: 1408	\$40,994		
Benefits per FTE--Job Class #: 1446	\$39,008		
Benefits per FTE--Job Class #: 1454	\$45,071		
Benefits per FTE--Job Class #: 1654	\$49,908		
Benefits per FTE--Job Class #: 1936	\$37,262		
Benefits per FTE--Job Class #: 1956	\$50,730		
Benefits per FTE--Job Class #: 1958	\$59,843		
Benefits per FTE--Job Class #: 2708	\$35,228		
Benefits per FTE--Job Class #: 2718	\$39,175		
Benefits per FTE--Job Class #: 6281	\$56,320		
Benefits per FTE--Job Class #: 7203	\$54,226		
Benefits per FTE--Job Class #: 7205	\$54,916		
Benefits per FTE--Job Class #: 7242	\$49,576		
Benefits per FTE--Job Class #: 7333	\$46,443		
Benefits per FTE--Job Class #: 7334	\$47,886		
Benefits per FTE--Job Class #: 7335	\$51,081		
Benefits per FTE--Job Class #: 7344	\$47,671		
Benefits per FTE--Job Class #: 7345	\$53,360		
Benefits per FTE--Job Class #: 7346	\$44,802		
Benefits per FTE--Job Class #: 7347	\$53,761		
Benefits per FTE--Job Class #: 8202	\$37,262		
Benefits per FTE--Job Class #: 8210	\$43,325		
Benefits per FTE--Job Class #: 8211	\$39,402		
Benefits per FTE--Job Class #: 8214	\$37,333		
Benefits per FTE--Job Class #: 8216	\$41,355		
Benefits per FTE--Job Class #: 8239	\$49,940		
Benefits per FTE--Job Class #: 0922	\$60,695		
Benefits per FTE--Job Class #: 0923	\$63,061		
Benefits per FTE--Job Class #: 0931	\$65,366		
Benefits per FTE--Job Class #: 0932	\$67,687		
Benefits per FTE--Job Class #: 0933	\$70,366		
Benefits per FTE--Job Class #: 0953	\$73,063		
Benefits per FTE--Job Class #: 0954	\$78,502		
Benefits per FTE--Job Class #: 0955	\$81,334		
Benefits per FTE--Job Class #: 0	\$0		
Total Fringe Benefits		Low	High
		\$ 10,015,133.68	\$ 11,235,984.60

ADDITIONAL CITY COSTS

Contractual Services	\$ 7,064,925	\$ 7,064,925
Worker's Compensation	\$ 1,916,722	\$ 1,916,722

	\$	-	\$	-
	\$	-	\$	-
Total Capital & Operating	\$	8,981,647	\$	8,981,647

COST COMPARISON SUMMARY				
ESTIMATED TOTAL CITY COST	\$	43,635,479.69	\$	49,795,901.73
LESS: ESTIMATED TOTAL CONTRACT COST	\$	42,911,963.67	\$	42,963,732.00
ESTIMATED SAVINGS	\$	723,516	\$	6,832,170
% of Savings to City Cost		2%		14%

Comments/Assumptions:

1. FY 1997 was the first year these services were contracted out.

2. Salary levels reflect proposed salary rates effective July 1, 2023. Costs are represented as annual 12 month costs.

3. Variable fringe benefits consist of Social Security, Medicare, employer retirement, employee retirement pick-up and long-term disability,

4. Fixed fringe benefits consist of health and dental rates plus an estimate of dependent coverage.

<List any other comments or assumptions>

**FISCAL YEAR 2023-24**

	Low	High
Estimated Contract Cost	\$ 42,638,742.00	\$ 42,638,742.00
Estimated Monitoring Cost	\$ 273,221.67	\$ 324,990.00

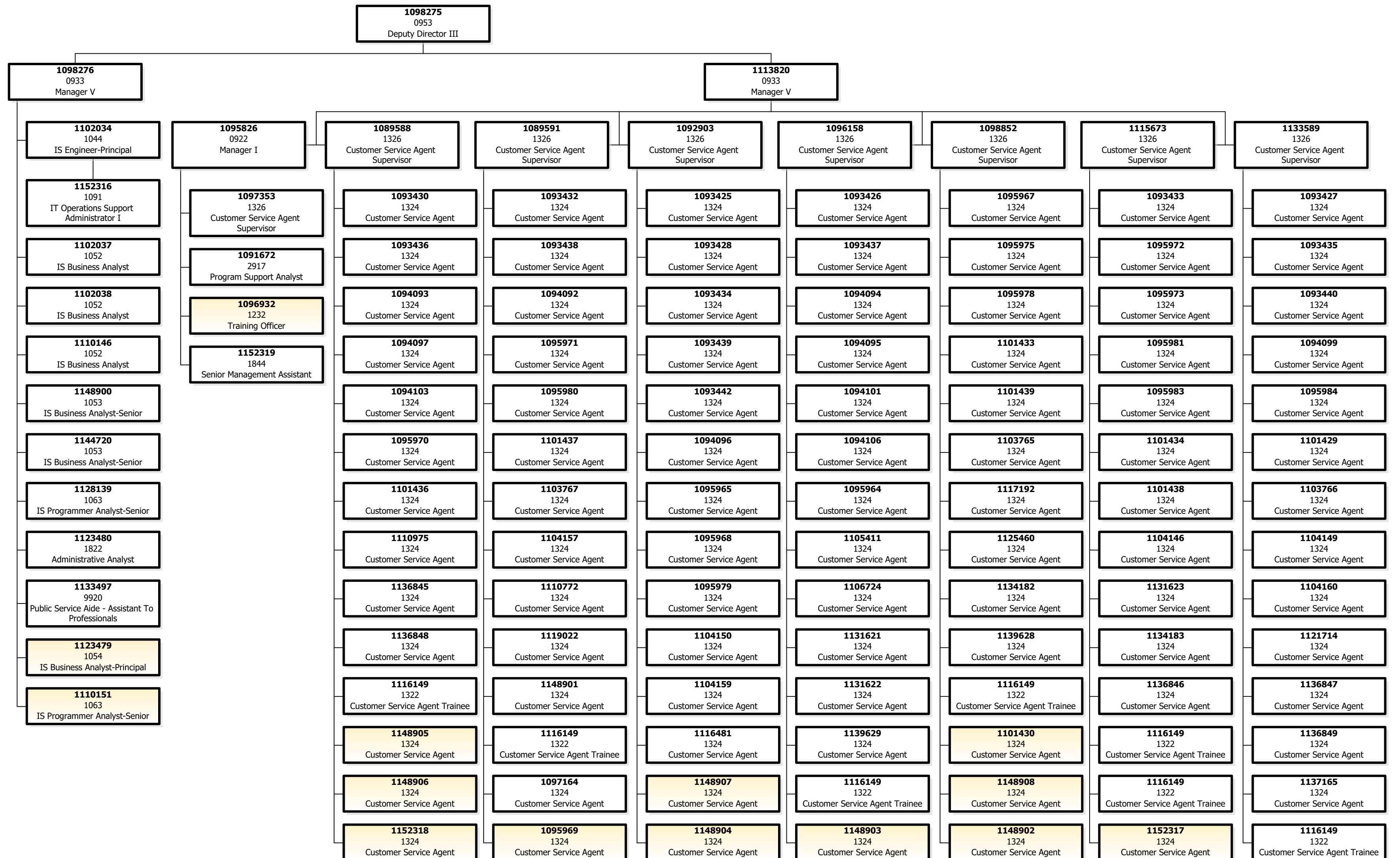
List of all contract components	Number of Units	Notes	Total Cost - low end est	Total Cost - high end est
Total Payroll			\$22,966,452	\$22,966,452
Total Benefits			\$11,725,365	\$11,725,365
Contractual Services			\$7,946,925	\$7,946,925
TOTAL CONTRACT COST			\$42,638,742	\$42,638,742

4. If contract cost is based on an RFP and before a contract has been approved, was the RFP for comparable services?

**Components of contractor labor costs, including but not limited to: fringe benefits, premiums, shift differentials:**

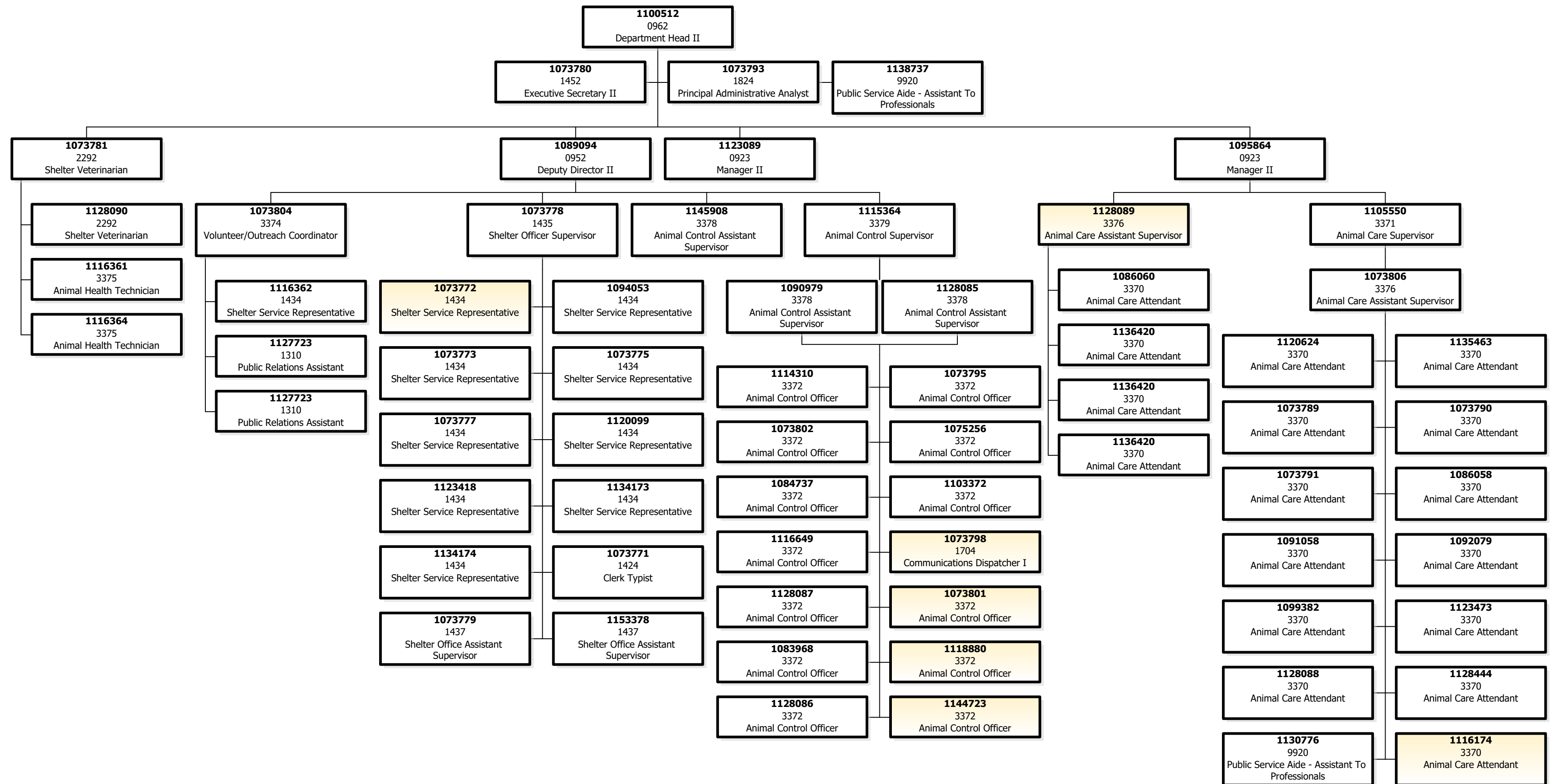
# OFFICE OF THE CITY ADMINISTRATOR

## ADM 311 Customer Service Ctr



# OFFICE OF THE CITY ADMINISTRATOR

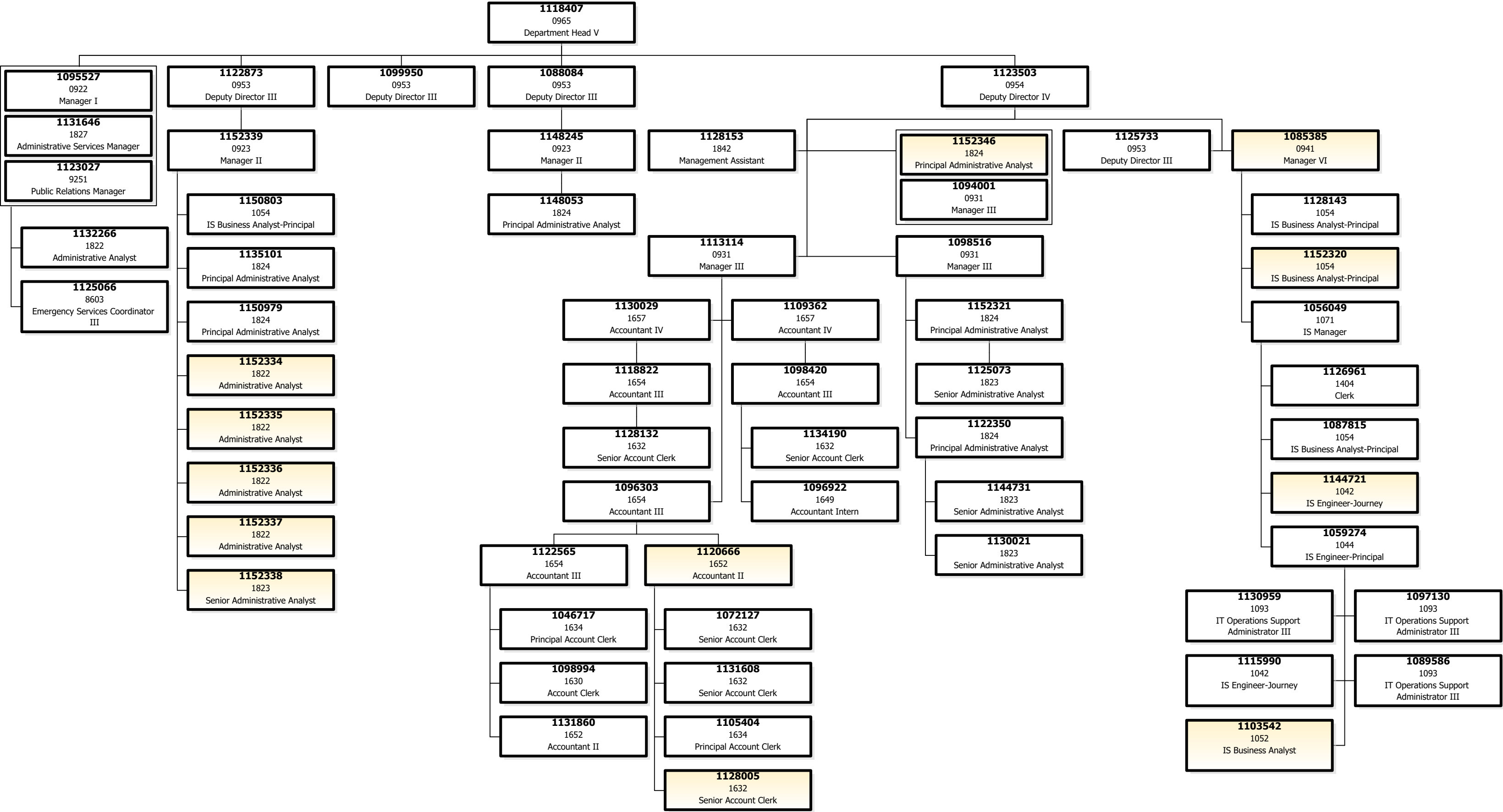
## ADM Animal Care And Control



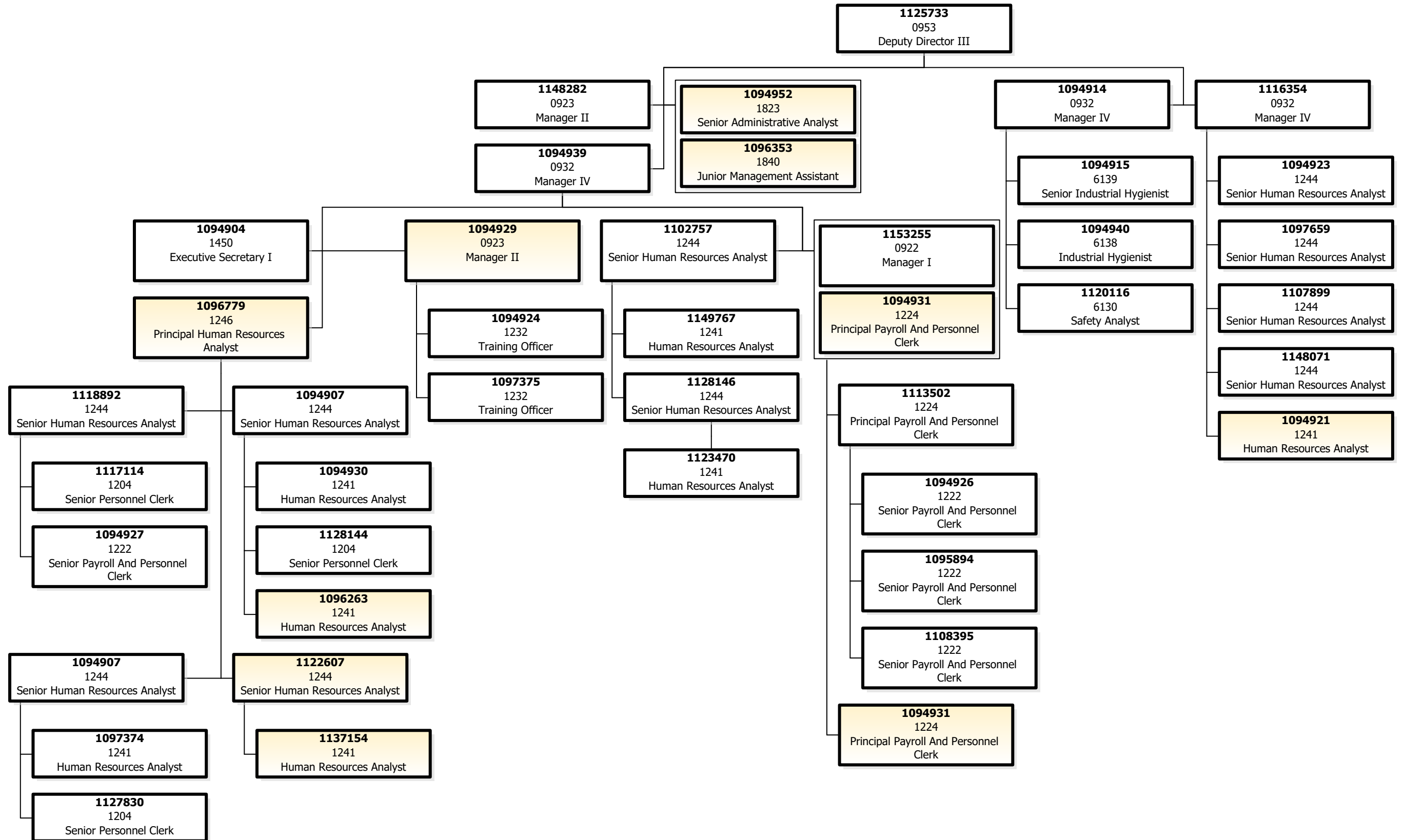


OFFICE OF THE  
CITY ADMINISTRATOR

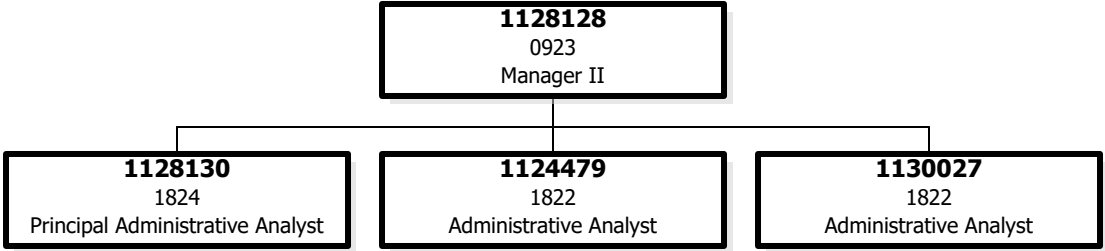
ADM Administration



# OFFICE OF THE CITY ADMINISTRATOR

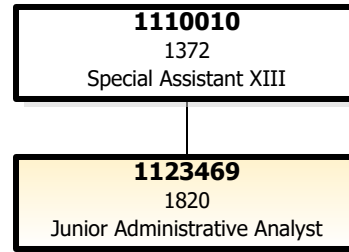


OFFICE OF THE  
CITY ADMINISTRATOR



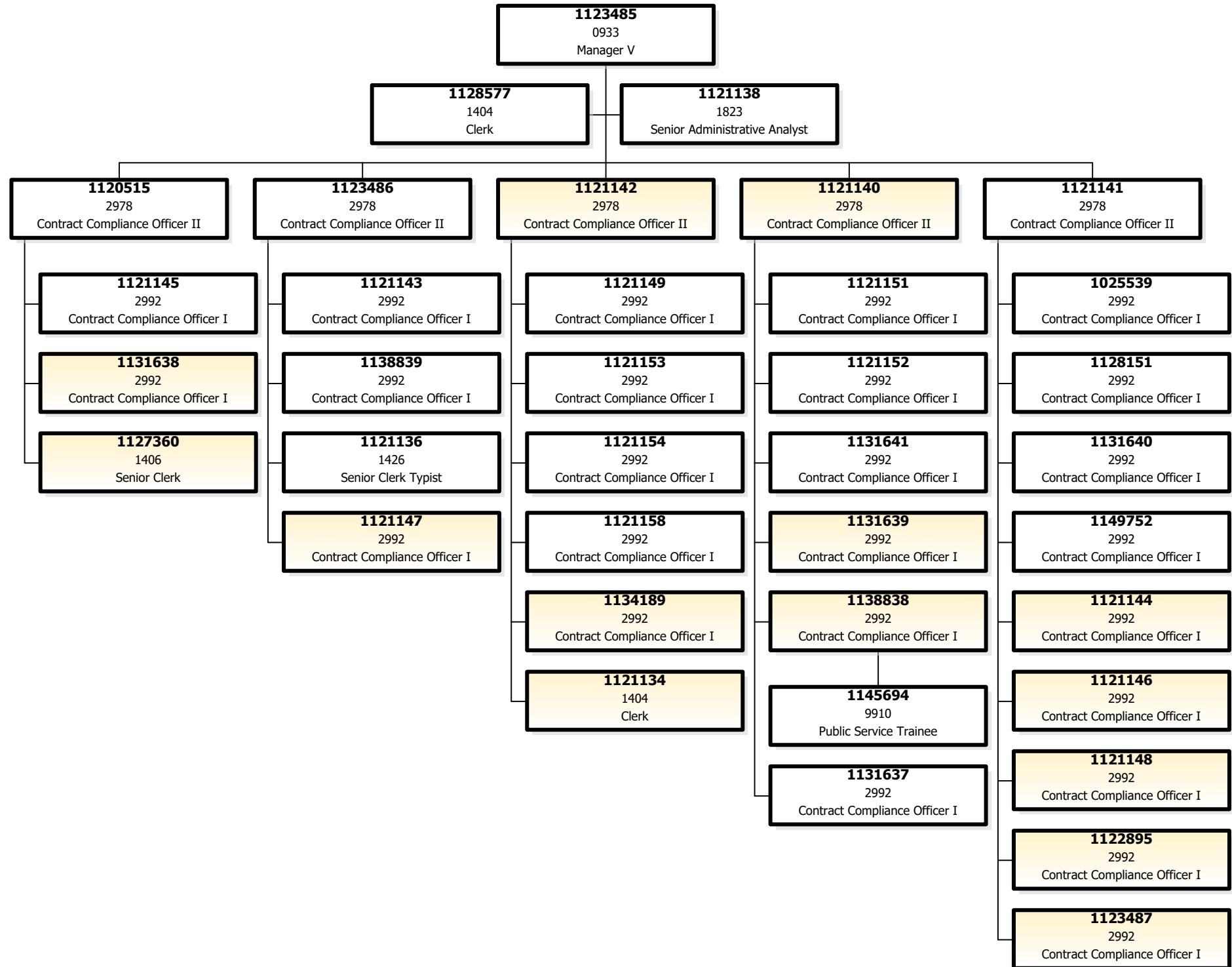
OFFICE OF THE  
CITY ADMINISTRATOR

ADM Neighb Beautification



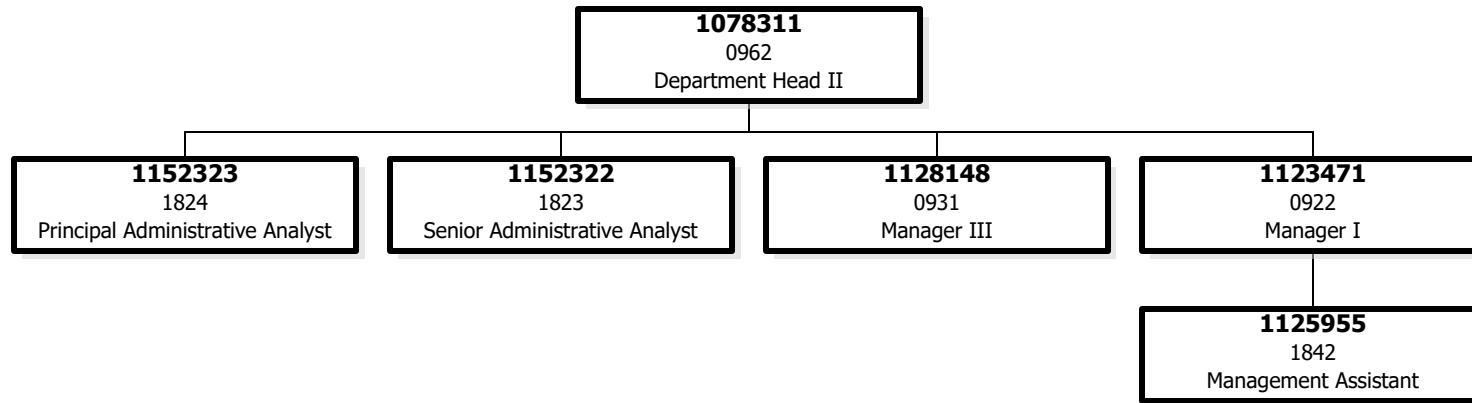
# OFFICE OF THE CITY ADMINISTRATOR

## ADM Contract Monitoring



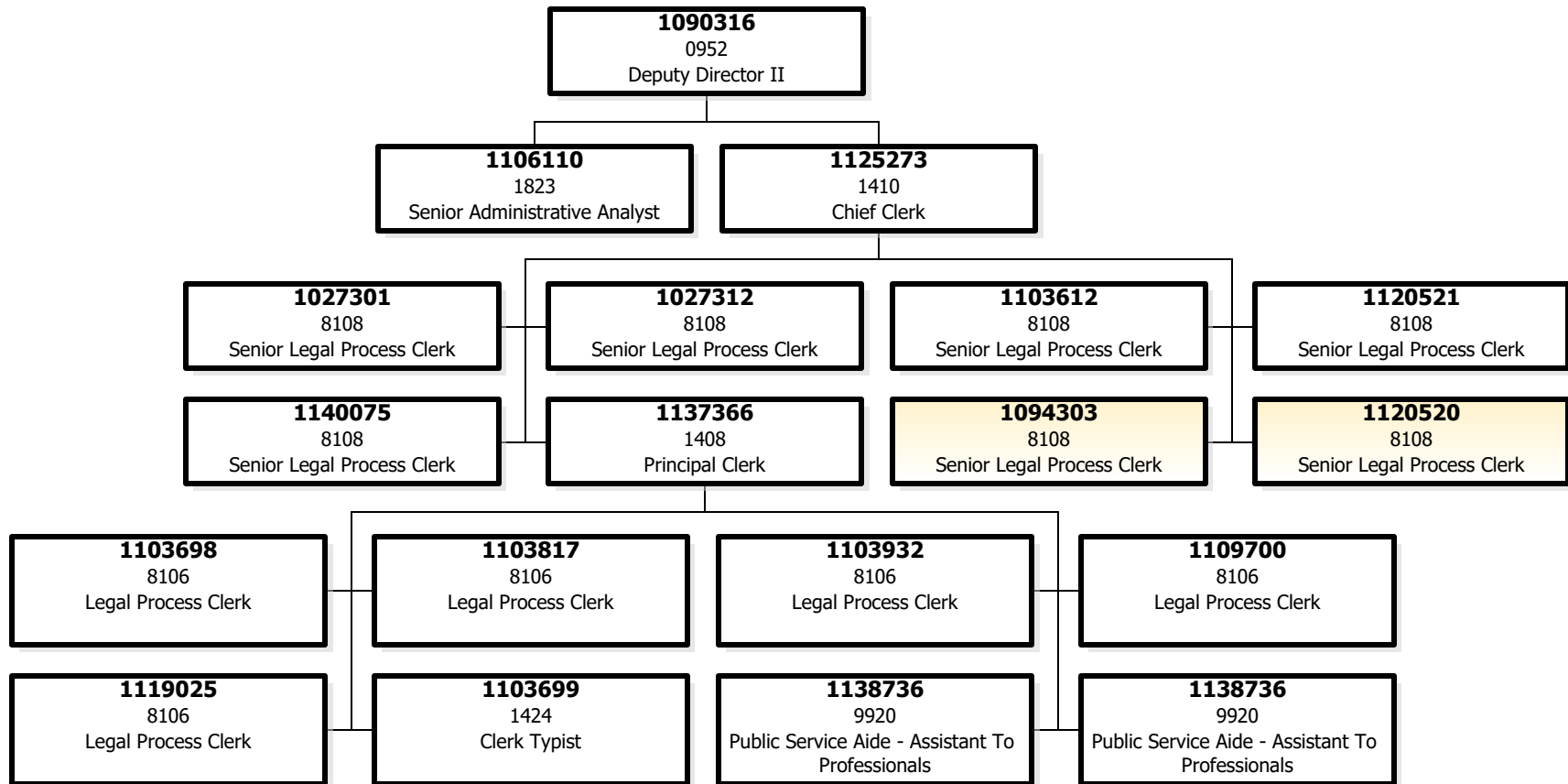
OFFICE OF THE  
CITY ADMINISTRATOR

ADM Convention Facilities Mgmt



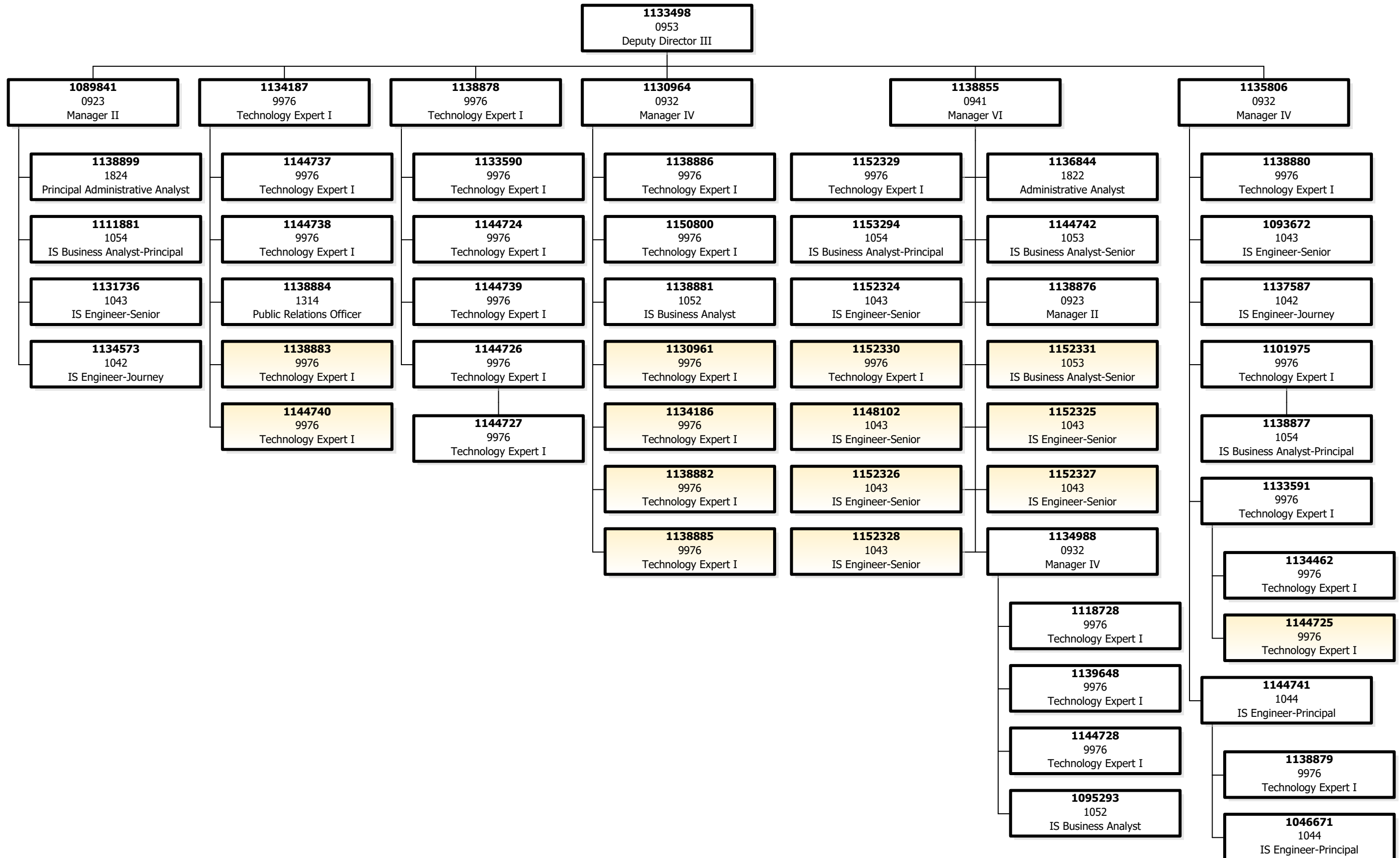
# OFFICE OF THE CITY ADMINISTRATOR

ADM County Clerk



# OFFICE OF THE CITY ADMINISTRATOR

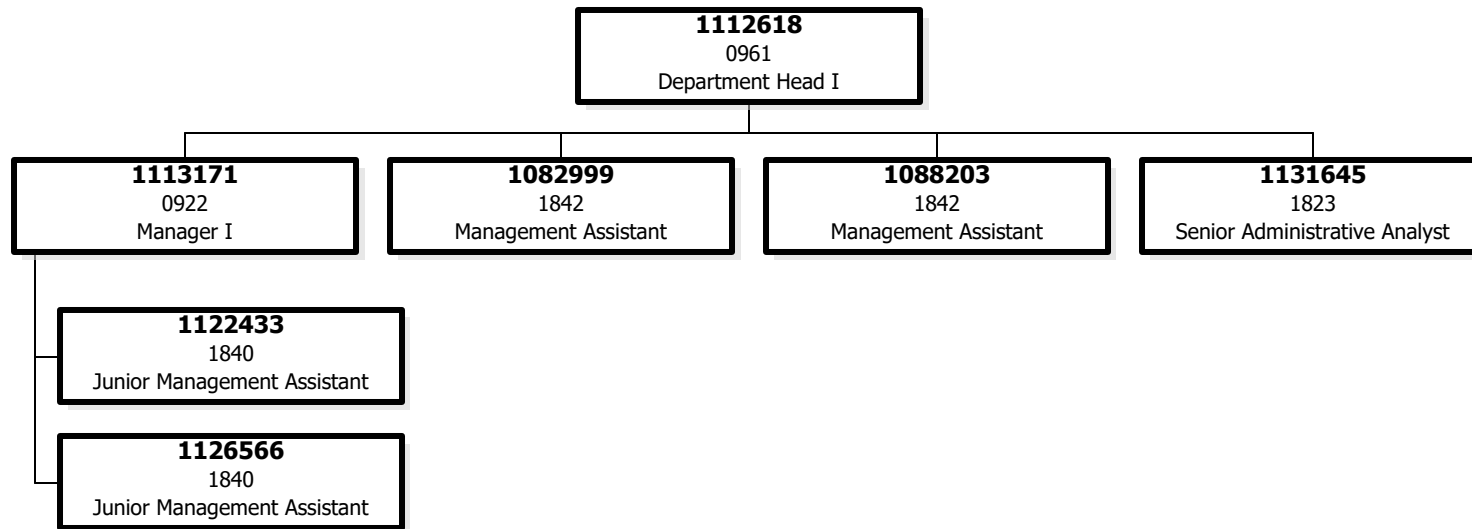
## ADM Digital Services





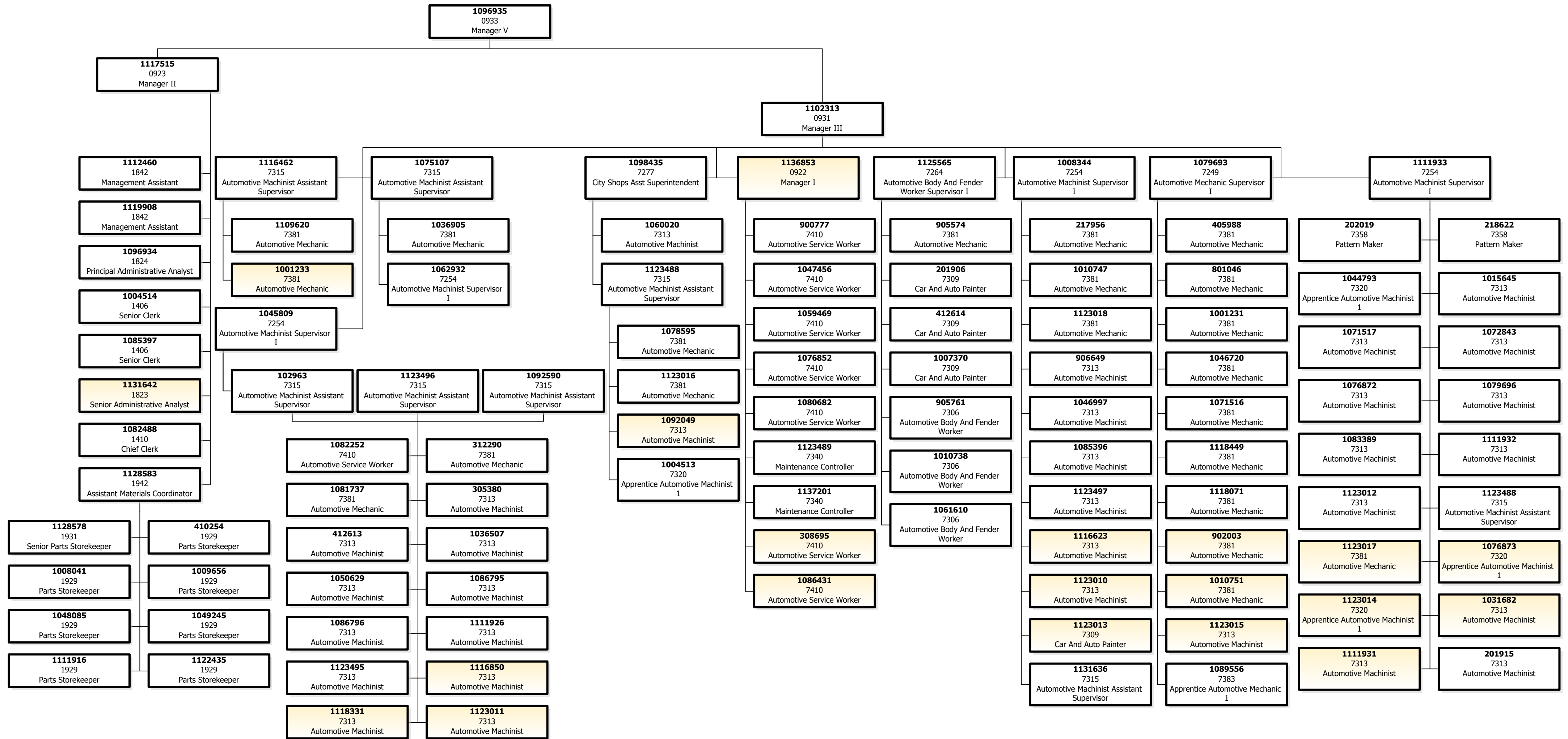
ADM Entertainment Commission

OFFICE OF THE  
CITY ADMINISTRATOR



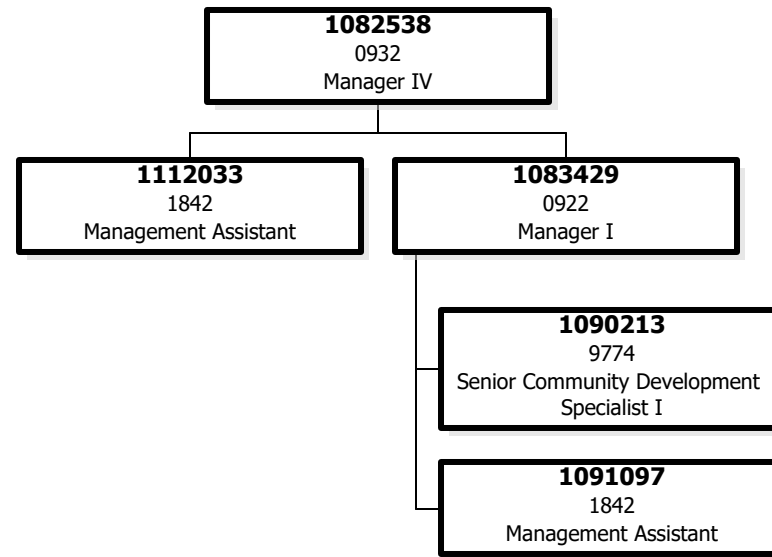
ADM Fleet Management

OFFICE OF THE  
CITY ADMINISTRATOR



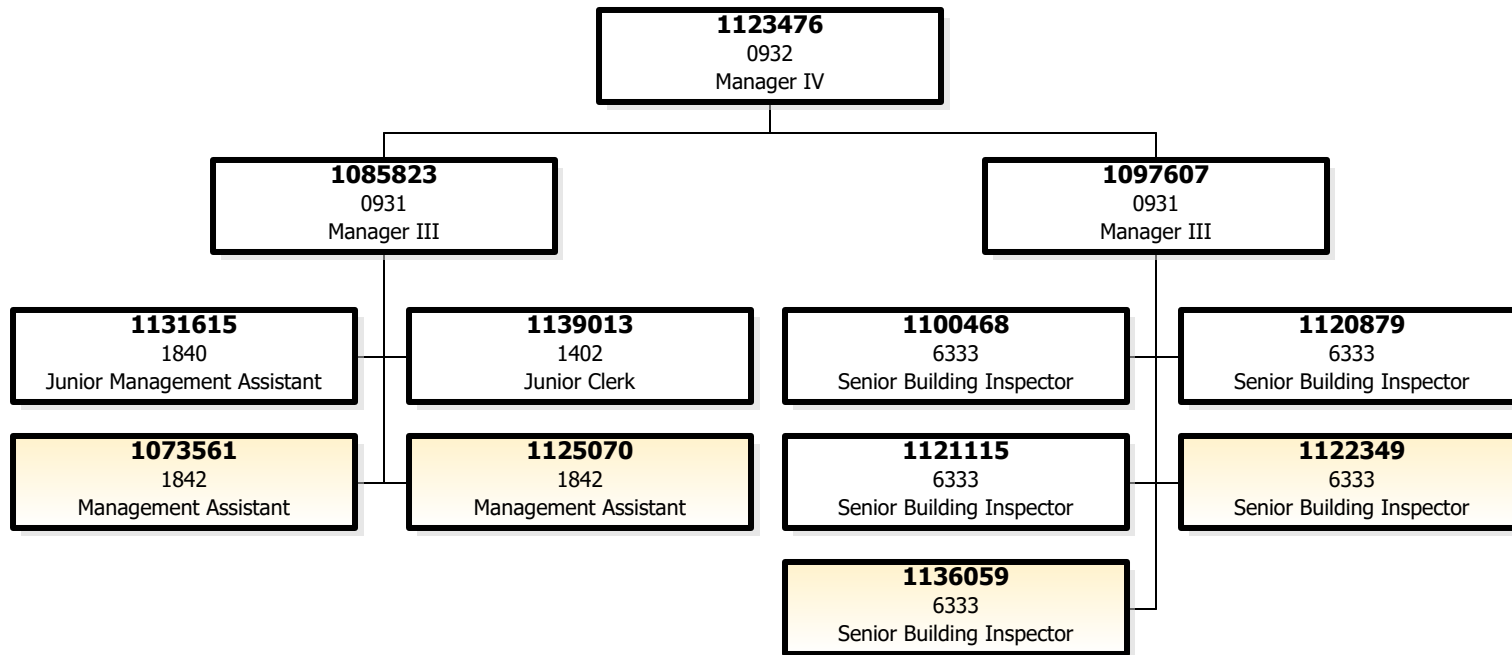
OFFICE OF THE  
CITY ADMINISTRATOR

ADM Grants For The Arts



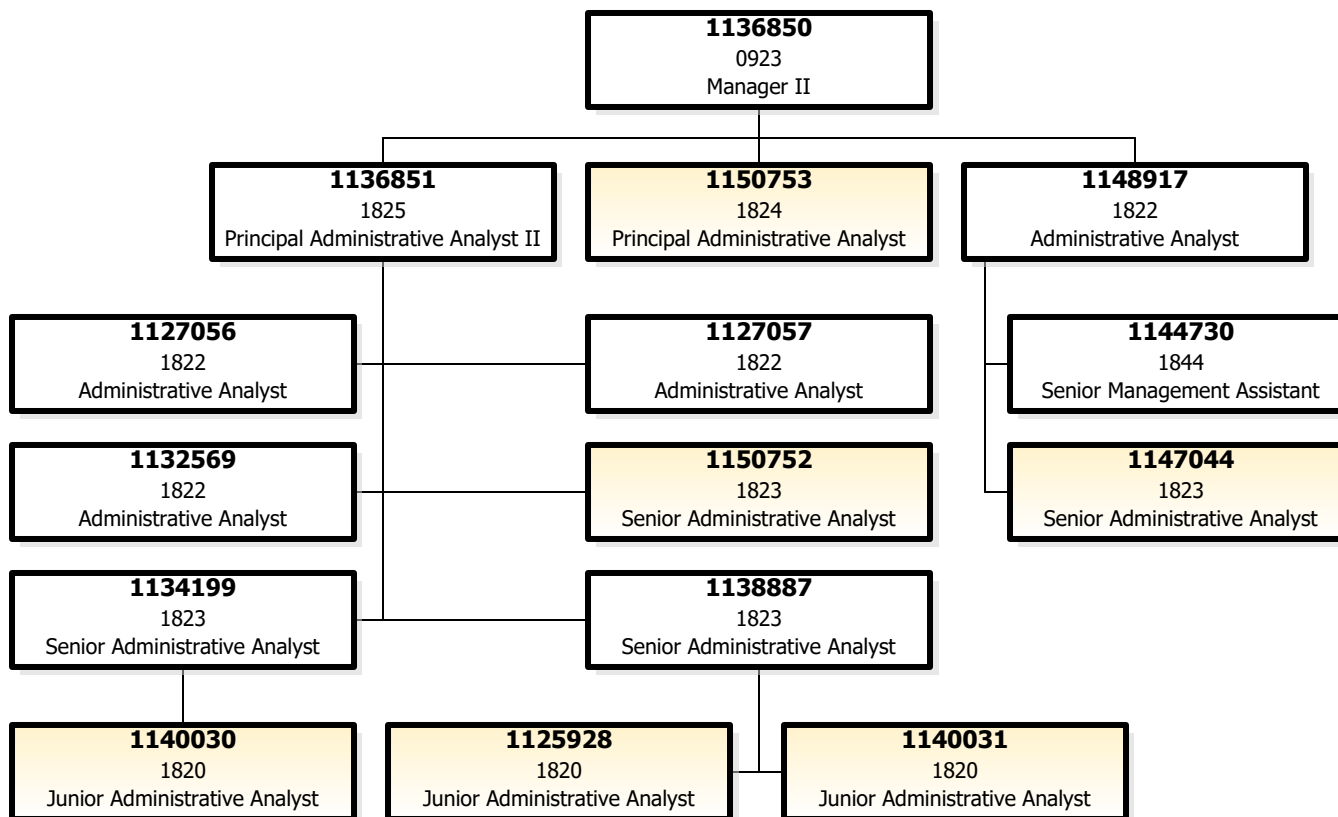
OFFICE OF THE  
CITY ADMINISTRATOR

ADM Disability Access

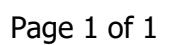


# OFFICE OF THE CITY ADMINISTRATOR

ADM Office of Cannabis



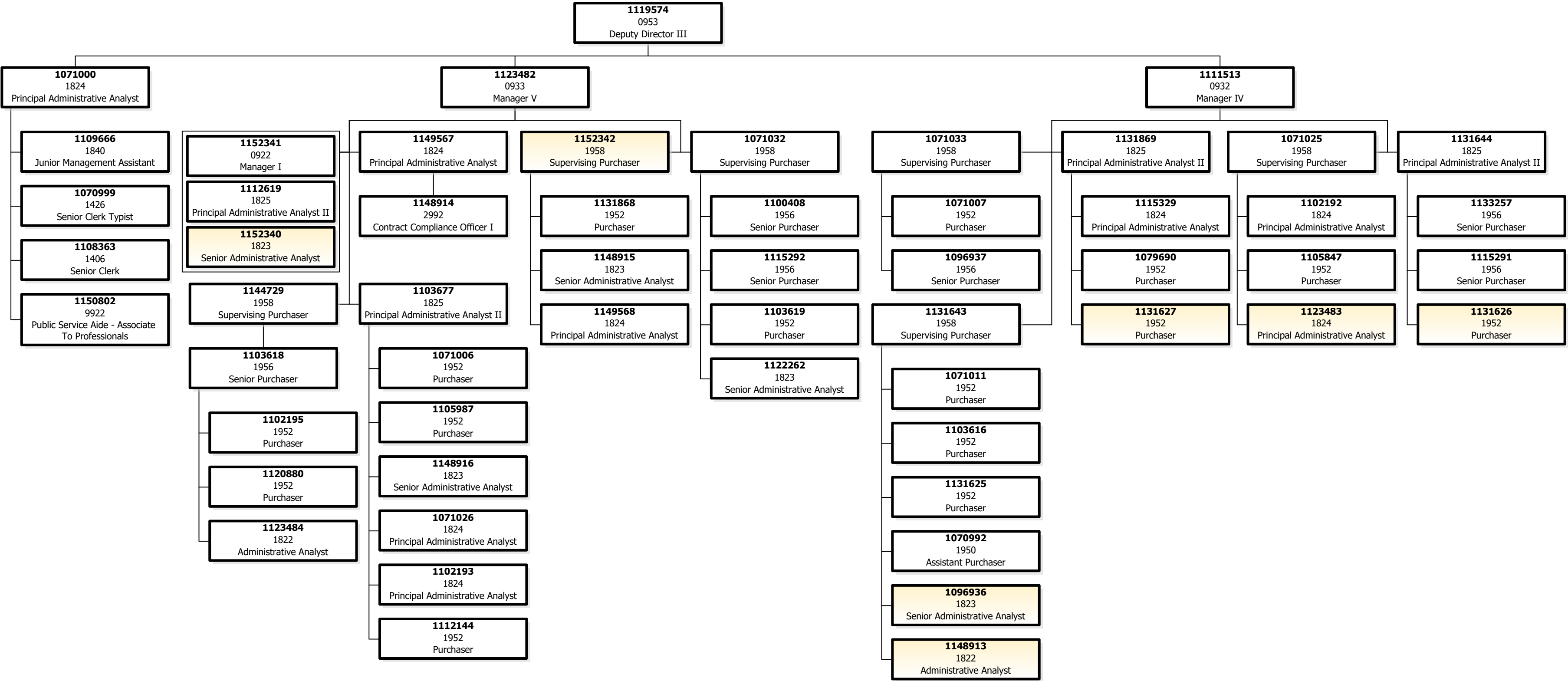
## ADM Immigrant and Language Svc



OFFICE OF THE

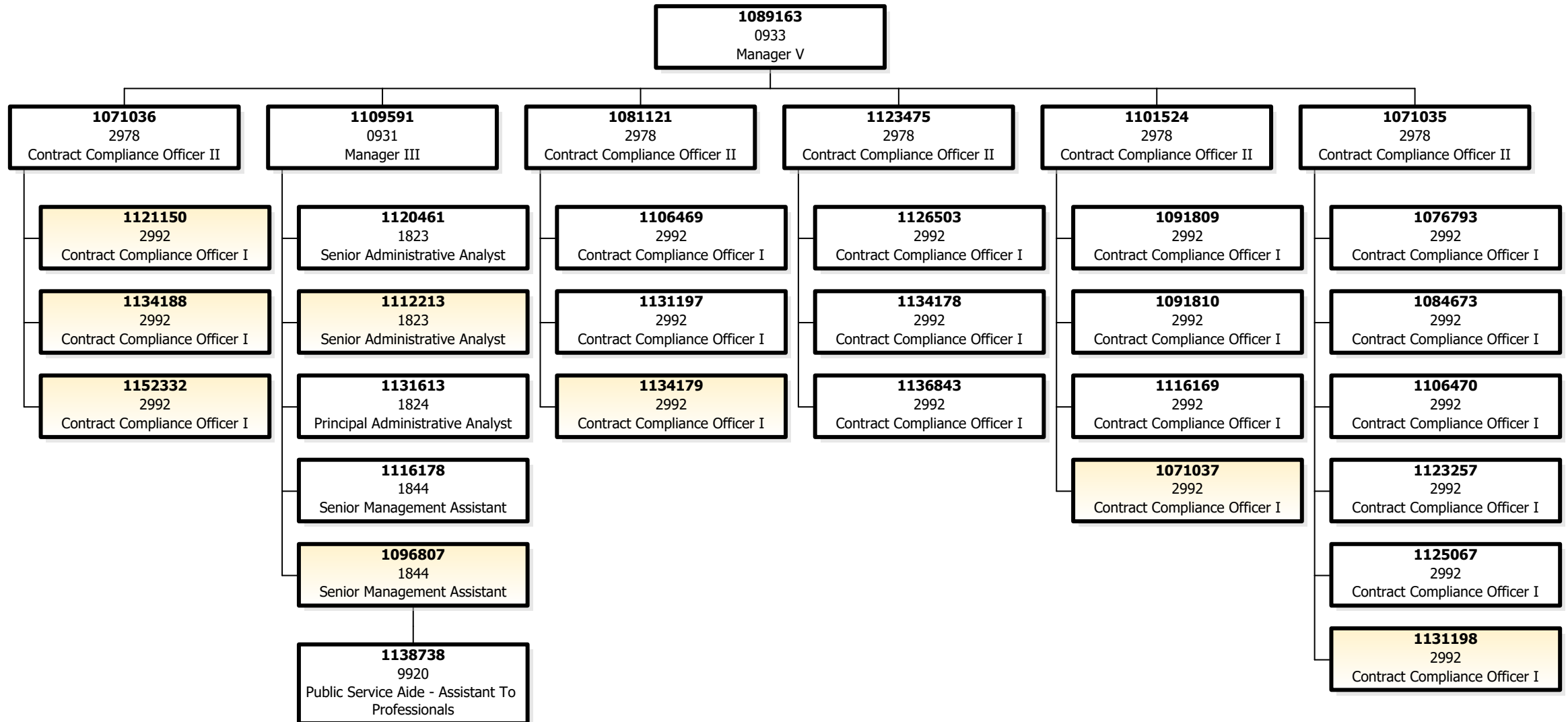
CITY ADMINISTRATOR

ADM OCA - Procurement



# OFFICE OF THE CITY ADMINISTRATOR

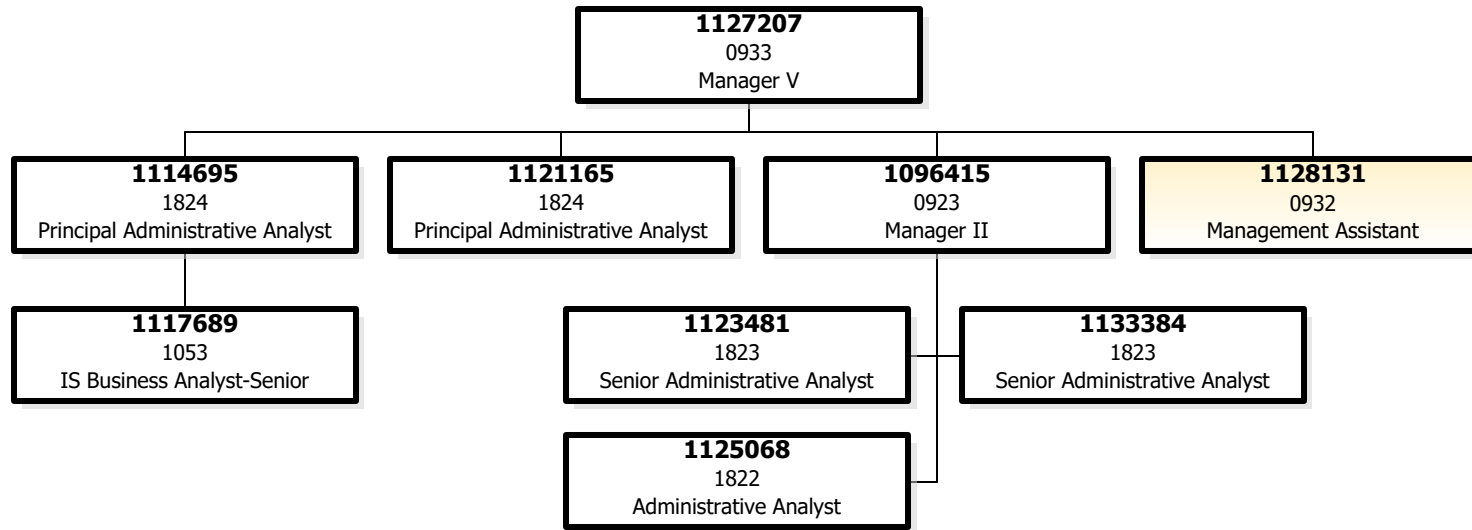
## ADM Labor Standards





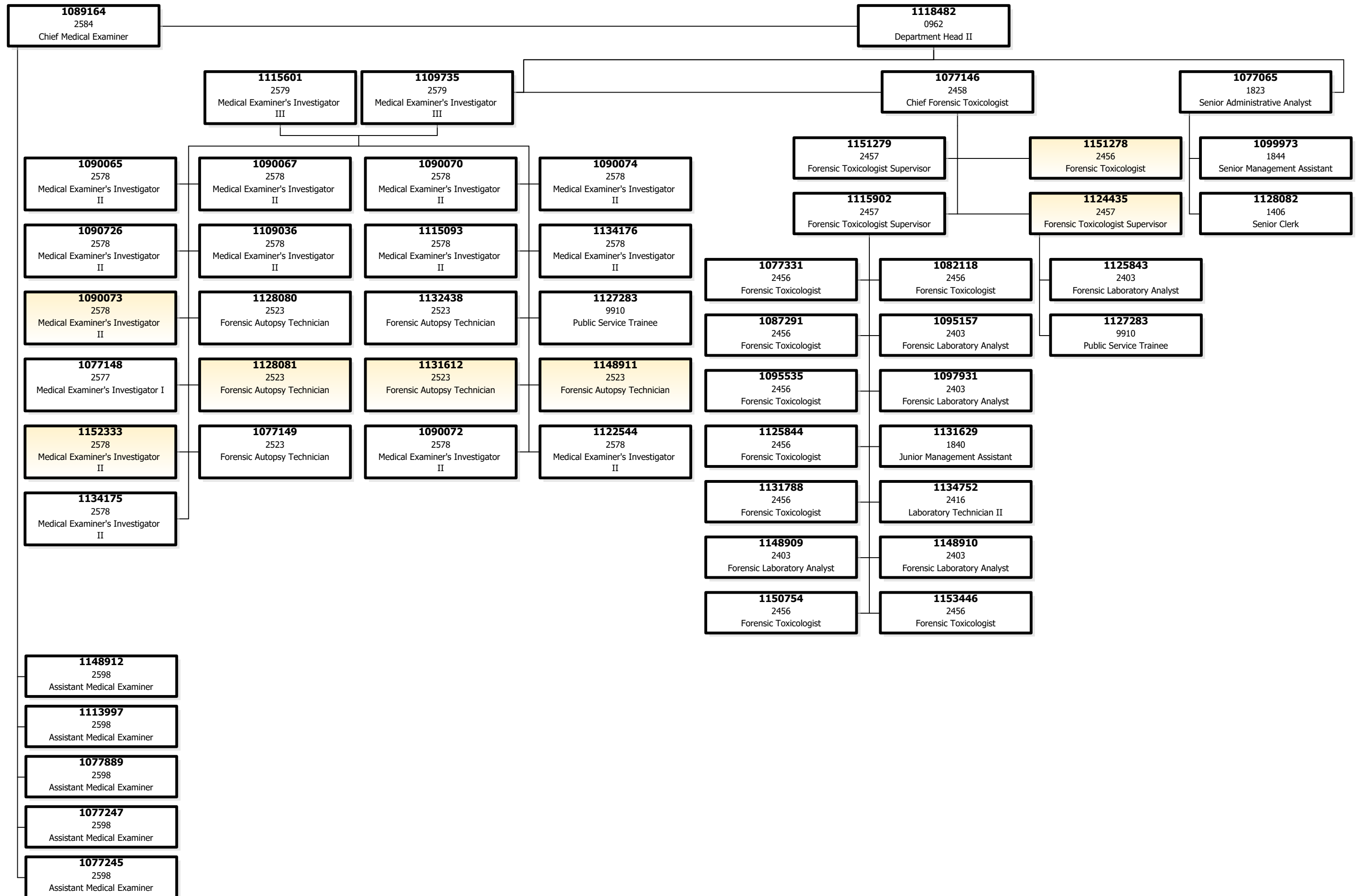
OFFICE OF THE  
CITY ADMINISTRATOR

ADM Capital Planning



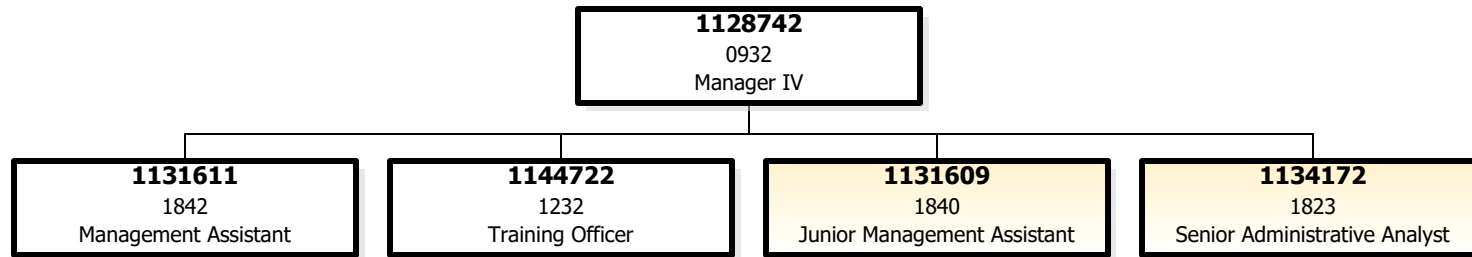
# OFFICE OF THE CITY ADMINISTRATOR

## ADM Medical Examiner



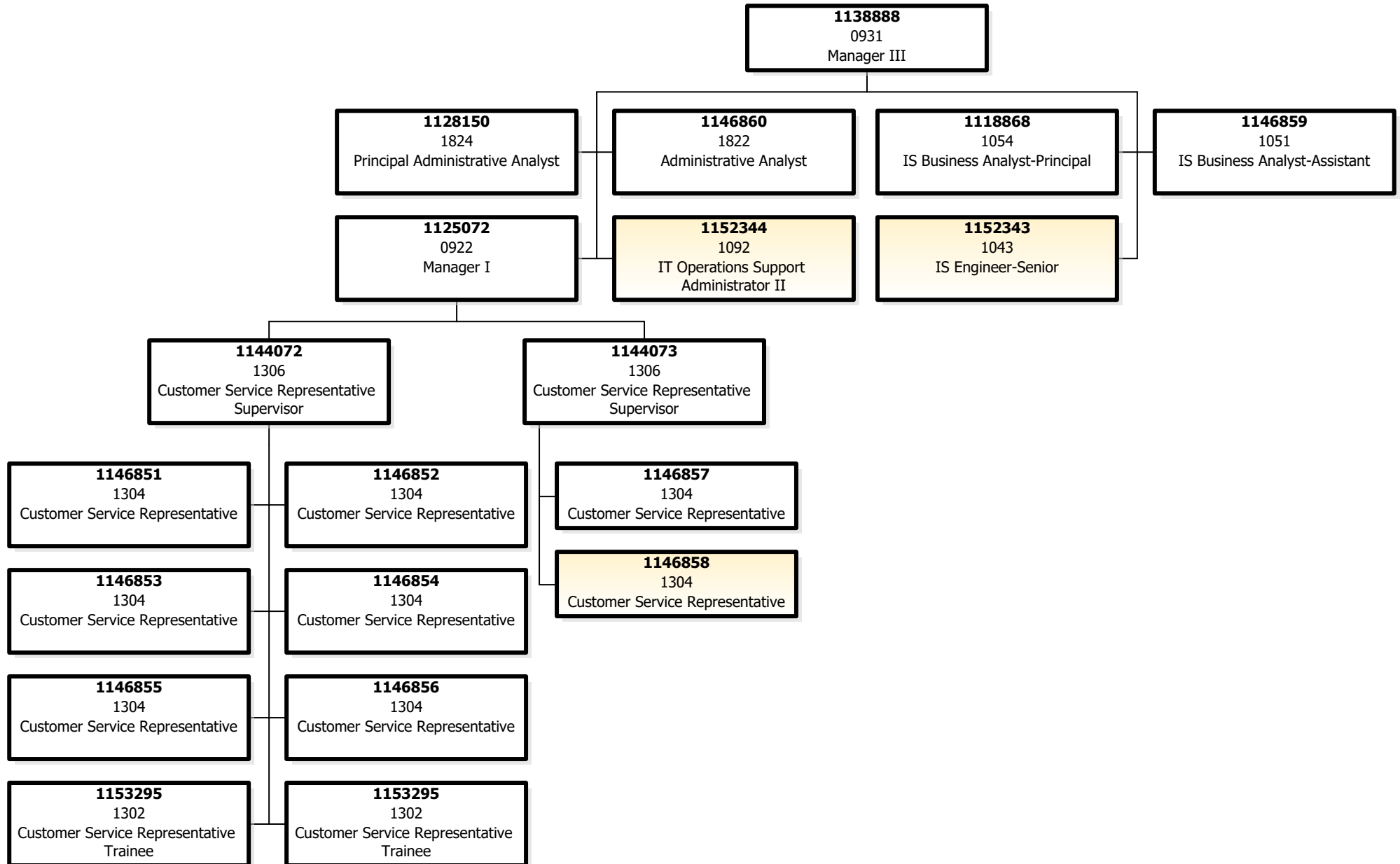
ADM Office of Transgender Initiatives

OFFICE OF THE  
CITY ADMINISTRATOR



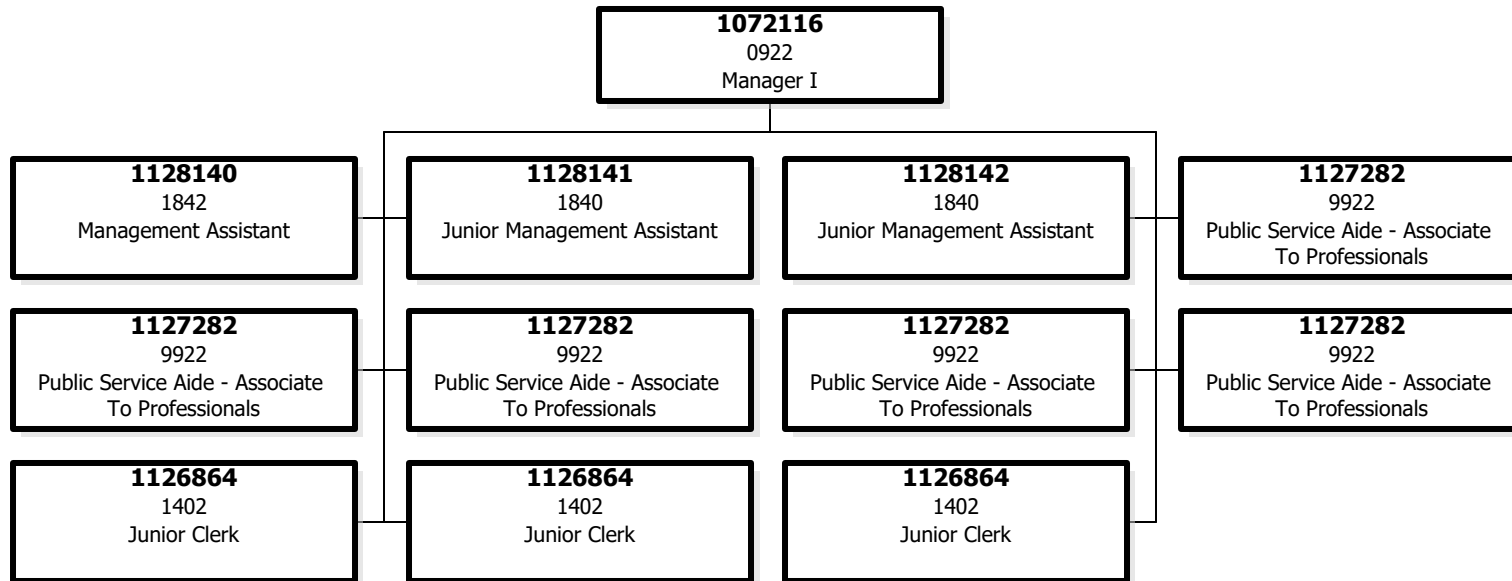
# OFFICE OF THE CITY ADMINISTRATOR

ADM Permit Center



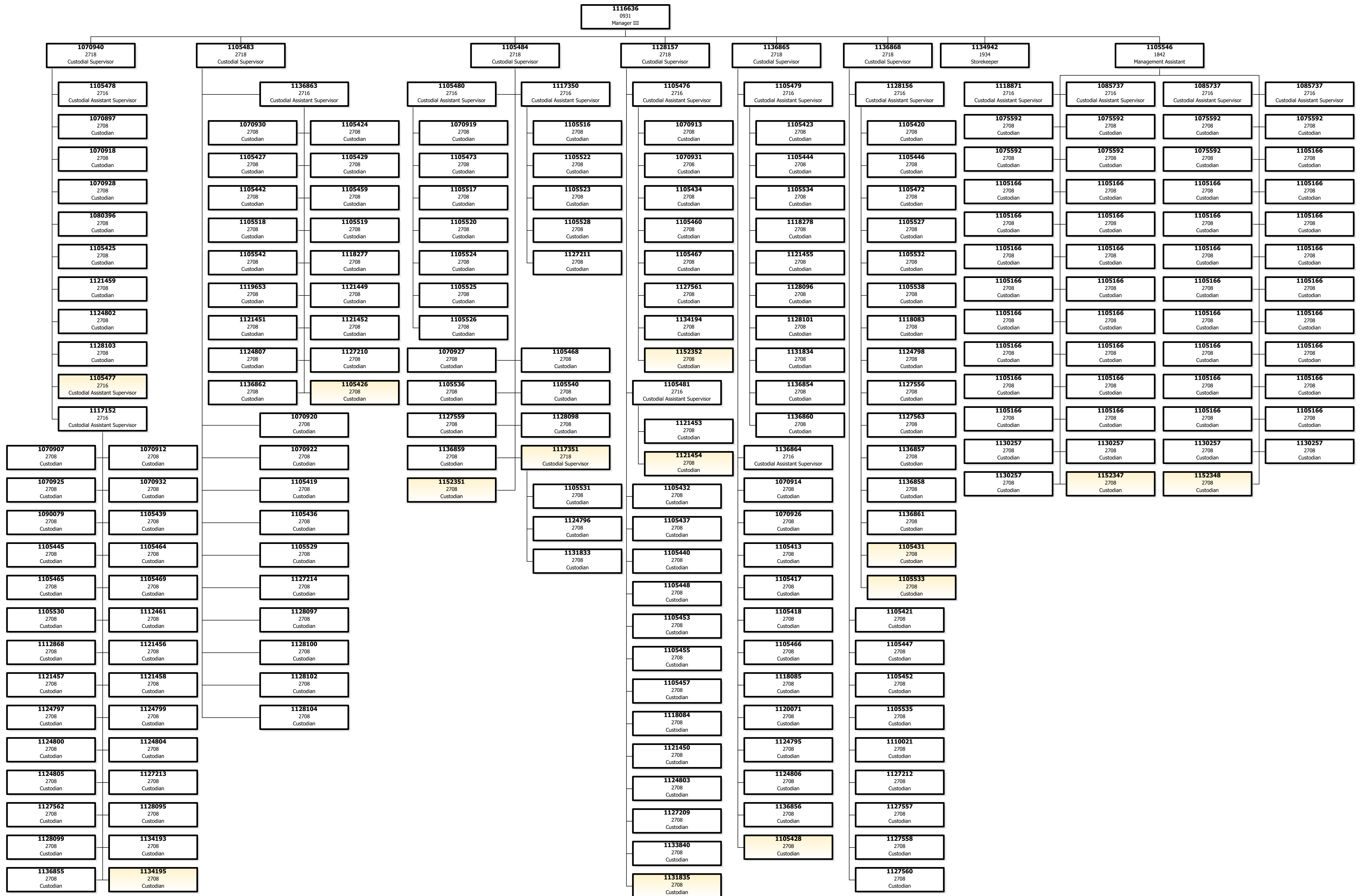
OFFICE OF THE  
CITY ADMINISTRATOR

ADM Real Estate Division  
City Hall Events



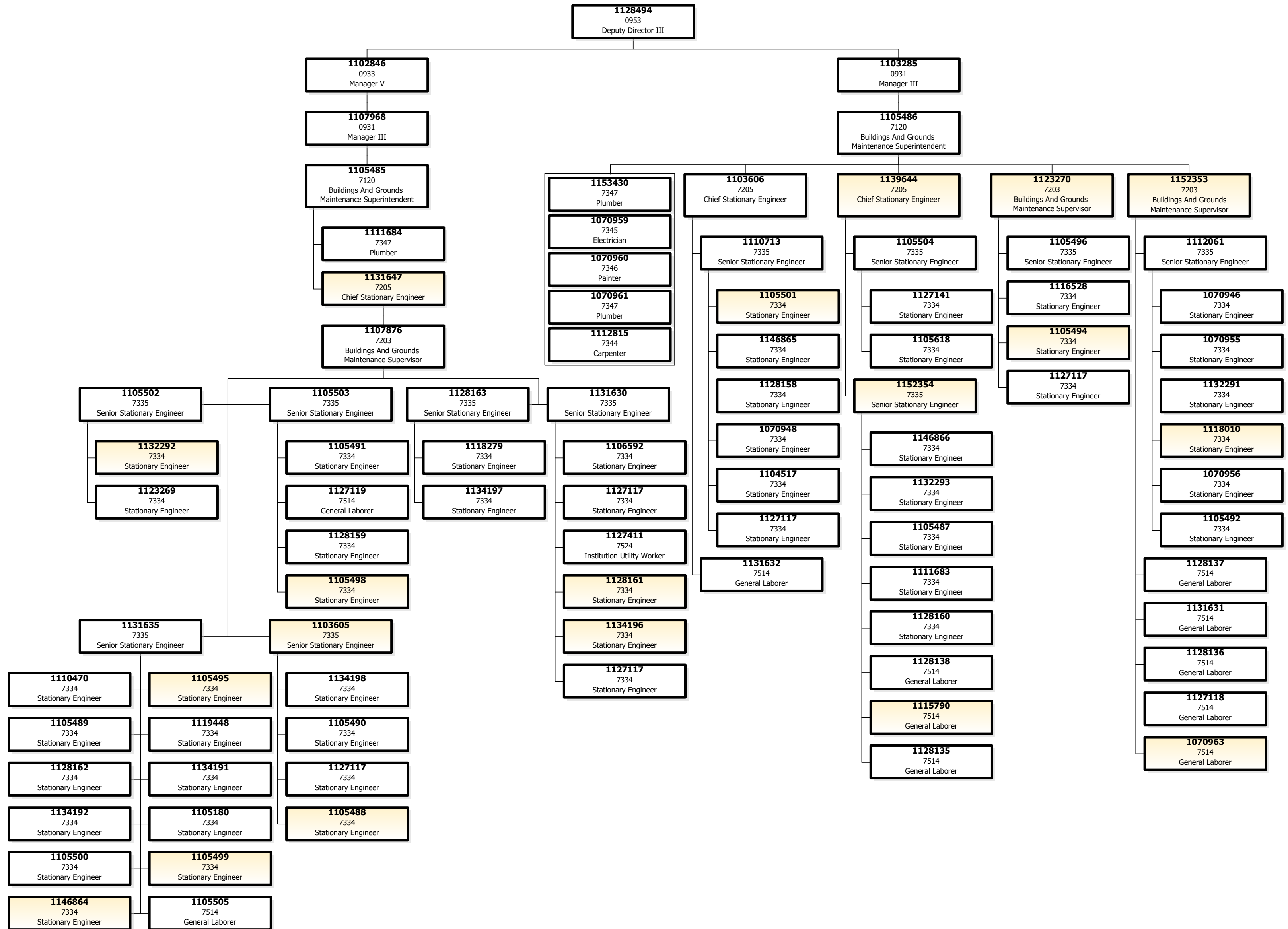
# OFFICE OF THE CITY ADMINISTRATOR

## ADM Real Estate Division Custodial Services



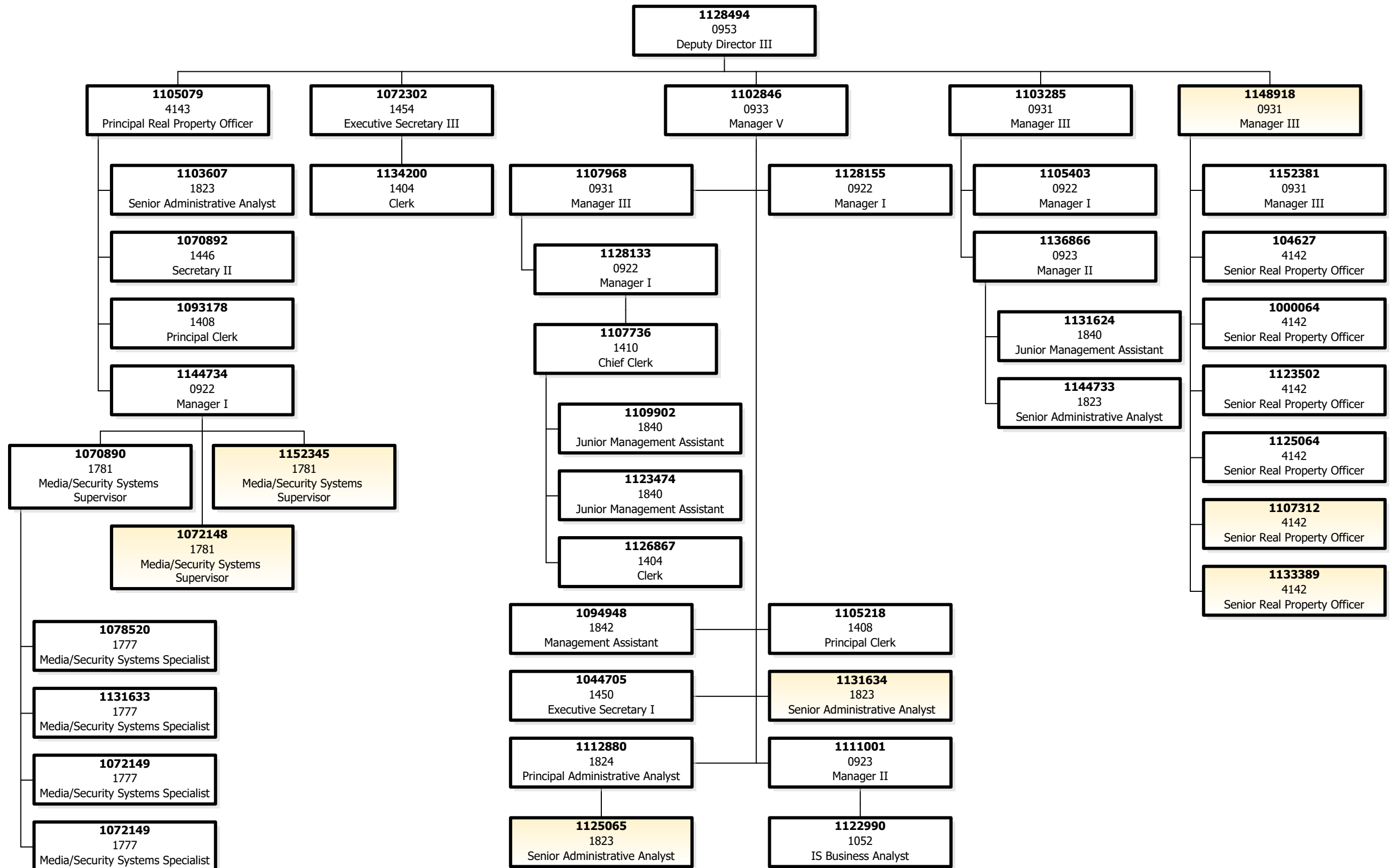
OFFICE OF THE  
CITY ADMINISTRATOR

ADM Real Estate Division  
Engineering & Trades



# OFFICE OF THE CITY ADMINISTRATOR

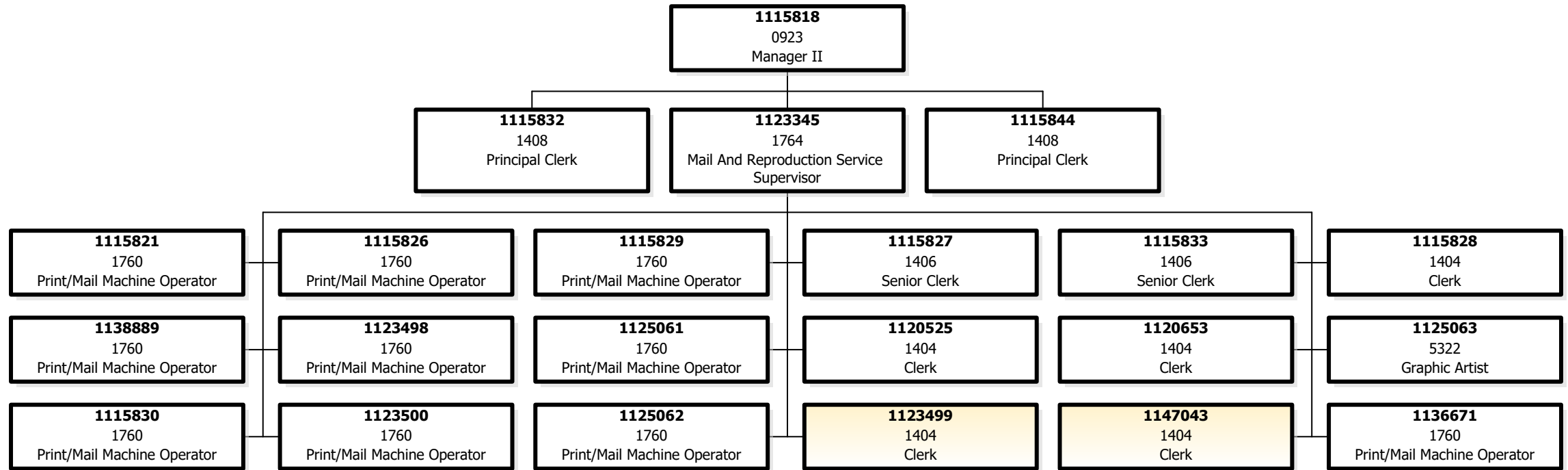
## ADM Real Estate Division Property Management





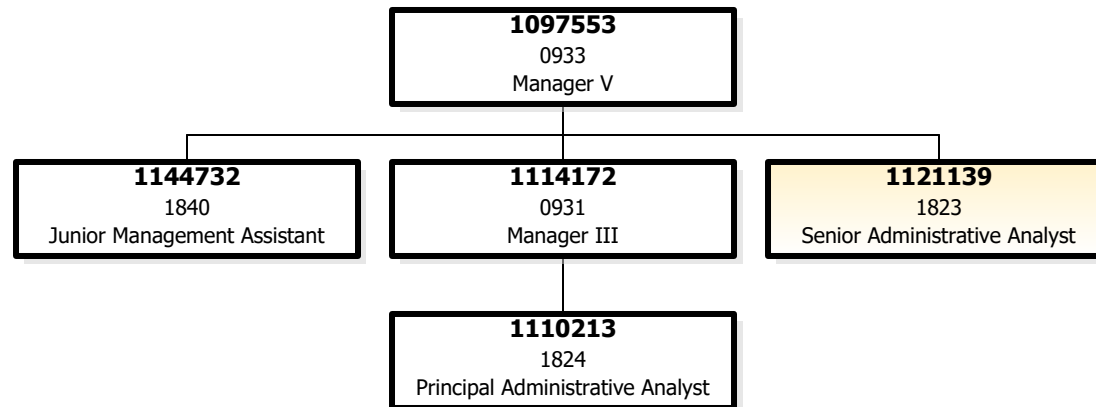
# OFFICE OF THE CITY ADMINISTRATOR

## ADM ReproMail

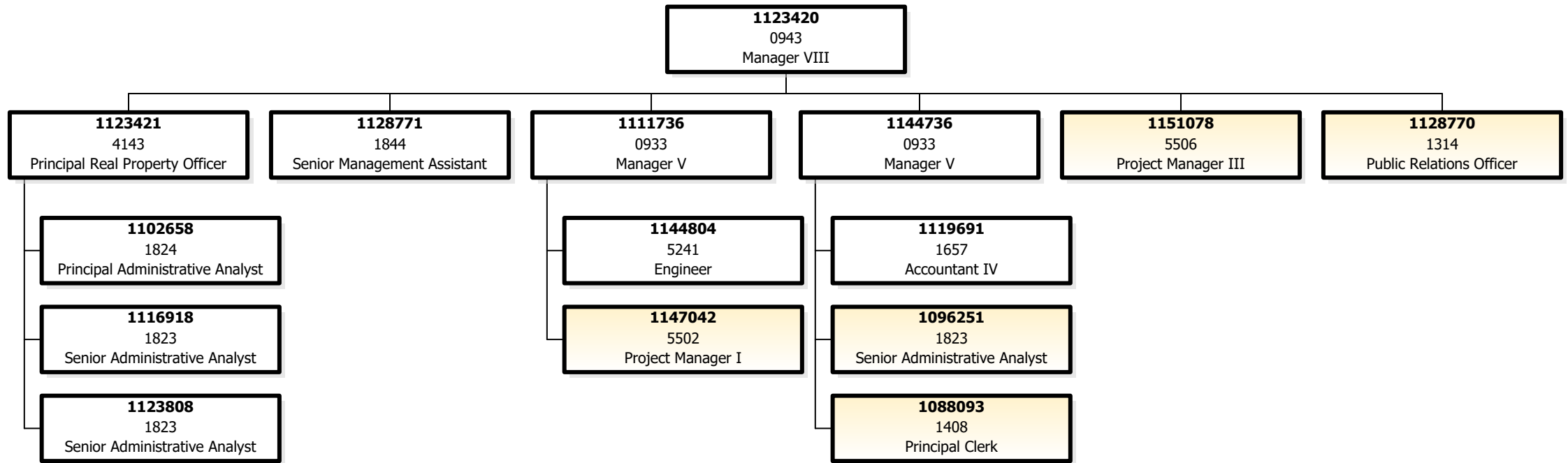


OFFICE OF THE  
CITY ADMINISTRATOR

ADM Risk Management



# OFFICE OF THE CITY ADMINISTRATOR



This report is filtered for work orders that are not balanced between requesting and performing departments. To remove or change this filter and view all work orders, go to the "Input Controls" in the navigation pane; change the value under Report Input Controls.

ADM-MTA

WO Ref ID	Account	Balance IN Proposal By Account	Balance IN Proposal By WO	FY 2023-24 Requesting Proposal 8000	FY 2023-24 Performing Proposal 8100	FY 2023-24 Imbalanced 8000 vs 8100	FY 2024-25 Requesting Proposal 8000	FY 2024-25 Performing Proposal 8100	FY 2024-25 Imbalanced 8000 vs 8100
MTA-PRKG+TRAFFIC	486030	N	N	275,000	257,500	17,500	283,250	257,500	25,750
	486150	Y	N	150,000	150,000	0	150,000	150,000	0
	581770	N	N	-425,000	-407,500	-17,500	-433,250	-407,500	-25,750
MTA-PRKG+TRAFFIC				0	0	0	0	0	0
ADM-MTA				0	0	0	0	0	0

ADM-PUC

WO Ref ID	Account	Balance IN Proposal By Account	Balance IN Proposal By WO	FY 2023-24 Requesting Proposal 8000	FY 2023-24 Performing Proposal 8100	FY 2023-24 Imbalanced 8000 vs 8100	FY 2024-25 Requesting Proposal 8000	FY 2024-25 Performing Proposal 8100	FY 2024-25 Imbalanced 8000 vs 8100
PUC-HETCHHETCHY	486030	Y	Y	977,956	977,956	0	1,007,295	1,007,295	0
	581014	Y	Y	-977,956	-977,956	0	-1,007,294	-1,007,294	0
PUC-HETCHHETCHY				0	0	0	1	1	0
WO Ref ID	Account	Balance IN Proposal By Account	Balance IN Proposal By WO	FY 2023-24 Requesting Proposal 8000	FY 2023-24 Performing Proposal 8100	FY 2023-24 Imbalanced 8000 vs 8100	FY 2024-25 Requesting Proposal 8000	FY 2024-25 Performing Proposal 8100	FY 2024-25 Imbalanced 8000 vs 8100
PUC-WTRSVCS	486030	Y	Y	701,040	701,040	0	722,074	722,074	0
	581061	N	N	-701,040	-701,040	0	-722,074	-722,071	-3
PUC-WTRSVCS				0	0	0	0	3	-3
ADM-PUC				0	0	0	1	4	-3

ASR-ADM

WO Ref ID	Account	Balance IN Proposal By Account	Balance IN Proposal By WO	FY 2023-24 Requesting Proposal 8000	FY 2023-24 Performing Proposal 8100	FY 2023-24 Imbalanced 8000 vs 8100	FY 2024-25 Requesting Proposal 8000	FY 2024-25 Performing Proposal 8100	FY 2024-25 Imbalanced 8000 vs 8100
ADM-OCA	486070	N	N	0	155,380	-155,380	0	155,380	-155,380
	581750	N	N	0	-155,380	155,380	0	-155,380	155,380
ADM-OCA				0	0	0	0	0	0
ASR-ADM				0	0	0	0	0	0

ETH-ADM

WO Ref ID	Account	Balance IN Proposal By Account	Balance IN Proposal By WO	FY 2023-24 Requesting Proposal 8000	FY 2023-24 Performing Proposal 8100	FY 2023-24 Imbalanced 8000 vs 8100	FY 2024-25 Requesting Proposal 8000	FY 2024-25 Performing Proposal 8100	FY 2024-25 Imbalanced 8000 vs 8100
ADM-OCA	486280	N	N	50,551	0	50,551	50,551	0	50,551
	581750	N	N	-50,551	0	-50,551	-50,551	0	-50,551
ADM-OCA				0	0	0	0	0	0
ETH-ADM				0	0	0	0	0	0

HSA-ADM

WO Ref ID	Account	Balance IN Proposal By Account	Balance IN Proposal By WO	FY 2023-24 Requesting Proposal 8000	FY 2023-24 Performing Proposal 8100	FY 2023-24 Imbalanced 8000 vs 8100	FY 2024-25 Requesting Proposal 8000	FY 2024-25 Performing Proposal 8100	FY 2024-25 Imbalanced 8000 vs 8100
ADM-OCA	486690	N	N	0	276,987	-276,987	0	276,987	-276,987
	581750	N	N	0	-276,987	276,987	0	-276,987	276,987
ADM-OCA				0	0	0	0	0	0
HSA-ADM				0	0	0	0	0	0

SDA-ADM

WO Ref ID	Account	Balance IN Proposal By Account	Balance IN Proposal By WO	FY 2023-24 Requesting Proposal 8000	FY 2023-24 Performing Proposal 8100	FY 2023-24 Imbalanced 8000 vs 8100	FY 2024-25 Requesting Proposal 8000	FY 2024-25 Performing Proposal 8100	FY 2024-25 Imbalanced 8000 vs 8100
ADM-GENSVCS	486671	N	N	3,000	0	3,000	3,000	0	3,000
	581820	N	N	-3,000	0	-3,000	-3,000	0	-3,000
ADM-GENSVCS				0	0	0	0	0	0
SDA-ADM				0	0	0	0	0	0

Dept Pair	Requesting	Performing	WO Ref ID	Dept ID	Fund	Project	Activity	Authority	Account	Agency Use	FY 2022-23 Original	FY 2023-24 Rollover	FY 2023-24 Requesting Changes	FY 2023-24 Performing Changes	FY 2023-24 Requesting Proposal	FY 2023-24 Performing Proposal	FY 2024-25 Rollover	FY 2024-25 Requesting Changes	FY 2024-25 Performing Changes	FY 2024-25 Requesting Proposal	FY 2024-25 Performing Proposal	Requesting Comments	Performing Comments
ADM-ADM	ADM	ADM	ADM-GENSVCS	228856	10000	10003081	0001	10000	486030		595,513	593,770	-4,423	-4,423	589,347	589,347	593,770	14,361	14,361	608,131	608,131		
ADM-ADM	ADM	ADM	ADM-GENSVCS	228856	10000	10003081	0002	10000	486030		0	0	5,010	5,010	5,010	5,010	0	5,010	5,010	5,010	5,010		
ADM-ADM	ADM	ADM	ADM-GENSVCS	228856	10000	10003082	0001	10000	486030		142,975	142,975	0	0	142,975	142,975	142,975	0	0	142,975	142,975		
ADM-ADM	ADM	ADM	ADM-IMMIGRANTSVCS	207650	10000	10001299	0001	10000	486030		0	0	0	0	0	0	0	0	0	0	0		
ADM-ADM	ADM	ADM	ADM-GENSVCS	228856	10000	10003082	0001	10000	486150		328,975	328,975	0	0	328,975	328,975	328,975	0	0	328,975	328,975		
ADM-ADM	ADM	ADM	ADM-OCA	232177	10000	10003069	0001	10000	486150		126,500	126,500	0	-126,500	126,500	0	126,500	0	-126,500	126,500	0		
ADM-ADM	ADM	ADM	ADM-OCA	232177	10060	10003069	0001	10002	486150		0	0	0	126,500	0	126,500	0	0	126,500	0	126,500		
ADM-ADM	ADM	ADM	ADM-OLSE	207652	10000	10003086	0001	10000	486150		112,208	112,208	0	0	112,208	112,208	112,208	0	0	112,208	112,208		
ADM-ADM	ADM	ADM	ADM-YERBABUENA	228875	14400	10035149	0001	17379	486150		0	0	0	0	0	0	0	0	0	0	0		
ADM-ADM	ADM	ADM	ADM-DIGITALSVCS	208671	10020	10022322	0001	16537	486600		1,510,871	1,477,400	-873,192	-873,192	604,208	604,208	1,477,400	-857,897	-857,897	619,503	619,503		
ADM-ADM	ADM	ADM	ADM-GENSVCS	228856	10000	10003081	0001	10000	486600		1,712,099	1,707,088	134,142	134,142	1,841,230	1,841,230	1,707,088	192,826	192,826	1,899,914	1,899,914		
ADM-ADM	ADM	ADM	ADM-GENSVCS	228856	10000	10003081	0002	10000	486600		0	0	15,653	15,653	15,653	15,653	0	15,653	15,653	15,653	15,653		
ADM-ADM	ADM	ADM	ADM-OCA	232177	10000	10003069	0001	10000	486600		294,249	294,249	0	-294,249	294,249	0	294,249	0	-294,249	294,249	0		
ADM-ADM	ADM	ADM	ADM-OCA	232177	10060	10003069	0001	10002	486600		0	0	0	294,249	0	294,249	0	0	294,249	0	294,249		
ADM-ADM	UNA	ADM	UNALLOCATED	228860	10060	10003072	0001	10002	486990		1,022,506	1,214,060	0	0	1,214,060	1,214,060	1,214,060	0	0	1,214,060	1,214,060		
ADM-ADM	UNA	ADM	UNALLOCATED	228875	14300	10001302	0027	17378	486990		0	0	0	0	0	0	0	0	0	0	0		
ADM-ADM	ADM	ADM	OFF-BUDGET	228856	10000	10003082	0001	10000	487040		0	0	0	0	0	0	0	0	0	0	0		
ADM-ADM	ADM	ADM	ADM-DATAPOLICYPRIVACY	210661	10060	10034952	0001	10002	487230		0	0	0	0	0	0	0	0	0	0	0		
ADM-ADM	ADM	ADM	OFF-BUDGET	208671	10020	10022322	0001	16537	487230		0	0	0	0	0	0	0	0	0	0	0		
ADM-ADM	UNA	ADM	OFF-BUDGET	207655	31920	10001292	0001	16525	487990		10,000	10,000	0	0	10,000	10,000	10,000	0	0	10,000	10,000		
ADM-ADM	UNA	ADM	OFF-BUDGET	228875	14300	10001302	0034	17378	487990		902,900	930,583	0	0	930,583	930,583	930,583	0	0	930,583	930,583		
ADM-ADM	UNA	ADM	OFF-BUDGET	228875	14300	10001302	0059	17378	487990		721,049	0	0	0	0	0	0	0	0	0	0		
ADM-ADM	UNA	ADM	UNALLOCATED	232177	10000	10003069	0001	10000	487990		0	71,459	0	-71,459	71,459	0	71,459	0	-71,459	71,459	0		
ADM-ADM	UNA	ADM	UNALLOCATED	232177	10060	10003069	0001	10002	487990		0	0	0	71,459	0	71,459	0	0	71,459	0	71,459		
ADM-ADM	ADM	ADM	ADM-YERBABUENA	278641	11430	10003073	0001	10000	581082		0	0	0	0	0	0	0	0	0	0	0		
ADM-ADM	ADM	ADM	ADM-DIGITALSVCS	228875	10060	10034933	0001	10002	581084		0	0	0	0	0	0	0	0	0	0	0		
ADM-ADM	ADM	ADM	ADM-DATAPOLICYPRIVACY	210661	10060	10034952	0001	10002	581160		0	0	0	0	0	0	0	0	0	0	0		
ADM-ADM	ADM	ADM	ADM-GENSVCS	207649	10000	10003090	0001	10000	581160		-20,000	-20,000	0	0	-20,000	-20,000	-20,000	0	0	-20,000	-20,000		
ADM-ADM	ADM	ADM	ADM-GENSVCS	207655	31920	10001292	0001	16525	581160		-328,975	-328,975	0	0	-328,975	-328,975	-328,975	0	0	-328,975	-328,975		
ADM-ADM	ADM	ADM	ADM-GENSVCS	228875	14300	10001302	0023	17378	581160		-1,712,099	-1,707,088	-149,795	-149,795	-1,856,883	-1,856,883	-1,707,088	-208,479	-208,479	-1,915,567	-1,915,567		
ADM-ADM	ADM	ADM	ADM-GENSVCS	232178	27500	10001625	0001	10000	581160		-595,513	-593,770	-587	-587	-594,357	-594,357	-593,770	-19,371	-19,371	-613,141	-613,141		
ADM-ADM	ADM	ADM	ADM-GENSVCS	278641	11430	10003073	0001	10000	581160		-87,975	-87,975	0	0	-87,975	-87,975	-87,975	0	0	-87,975	-87,975		
ADM-ADM	ADM	ADM	ADM-GENSVCS	296646	10010	10003087	0001	16519	581160		-35,000	-35,000	0	0	-35,000	-35,000	-35,000	0	0	-35,000	-35,000		
ADM-ADM	ADM	ADM	ADM-DIGITALSVCS	228875	10060	10034933	0001	10002	581161		-1,510,871	-1,477,400	873,192	873,192	-604,208	-604,208	-1,477,400	857,897	857,897	-619,503	-619,503		
ADM-ADM	ADM	ADM	ADM-IMMIGRANTSVCS	228856	10000	10003082	0003	10000	581166		0	0	0	0	0	0	0	0	0	0	0		
ADM-ADM	ADM	ADM	ADM-OCA	228875	14300	10001302	0023	17378	581750		-294,249	-294,249	0	0	-294,249	-294,249	-294,249	0	0	-294,249	-294,249		
ADM-ADM	ADM	ADM	ADM-OCA	228880	28310	10003088	0001	10000	581750		-26,500	-26,500	0	0	-26,500	-26,500	-26,500	0	0	-26,500	-26,500		
ADM-ADM	ADM	ADM	ADM-OCA	232178	27500	10001625	0001	10000	581750		-100,000	-100,000	0	0	-100,000	-100,000	-100,000	0	0	-100,000	-100,000		
ADM-ADM	ADM	ADM	ADM-OLSE	208672	10060	10003070	0001	10002	581780		-112,208	-112,208	0	0	-112,208	-112,208	-112,208	0	0	-112,208	-112,208		
ADM-ART	ADM	ART	ART	163646	11740	10022461	0001	16622	486030		1,044,909	1,990,000	-1,990,000	-1,990,000	0	0	1,990,000	-1,419,711	-1,419,711	570,289	570,289		Update to TIDA revenue projections in January 2023.
ADM-ART	ADM	ART	ART	163648	10010	10031170	0020	16617	486150		25,000	25,000	0	0	25,000	25,000	25,000	0	0	25,000	25,000		
ADM-ART	ADM	ART	ART	187644	11802	10031167	0044	20449	486150</														

Dept Pair	Requesting	Performing	WO Ref ID	Dept ID	Fund	Project	Activity	Authority	Account	Agency Use	FY 2022-23 Original	FY 2023-24 Rollover	FY 2023-24 Requesting Changes	FY 2023-24 Performing Changes	FY 2023-24 Requesting Proposal	FY 2023-24 Performing Proposal	FY 2024-25 Rollover	FY 2024-25 Requesting Changes	FY 2024-25 Performing Changes	FY 2024-25 Requesting Proposal	FY 2024-25 Performing Proposal	Requesting Comments	Performing Comments
ADM-CAT	ADM	CAT	CAT-LEGALSVCS	278641	11430	10003073	0001	10000	581270		-15,000	-15,000	0	0	-15,000	-15,000	-15,000	0	0	-15,000	-15,000		
ADM-CAT	ADM	CAT	CAT-LEGALSVCS	296646	10010	10003087	0001	16519	581270		-36,600	-36,600	0	0	-36,600	-36,600	-36,600	0	0	-36,600	-36,600		
ADM-CHF	ADM	CHF	CHF-DCYFSVCS	229218	10060	10026681	8000	20110	486030		248,180	255,625	-28,975	-28,975	226,650	226,650	255,625	-22,175	-22,175	233,450	233,450		
ADM-CHF	ADM	CHF	CHF-YOUTHWRKS	229218	10060	10033022	8000	20117	486150		5,344	5,344	0	0	5,344	5,344	5,344	0	0	5,344	5,344		
ADM-CHF	ADM	CHF	CHF-YOUTHWRKS	229218	10060	10033022	8000	20117	486180		12,800	12,800	0	0	12,800	12,800	12,800	0	0	12,800	12,800		
ADM-CHF	ADM	CHF	CHF-DCYFSVCS	207655	31920	10001292	0001	16525	581300		-248,180	-255,625	28,975	28,975	-226,650	-226,650	-255,625	22,175	22,175	-233,450	-233,450		
ADM-CHF	ADM	CHF	CHF-YOUTHWRKS	208672	10060	10003070	0001	10002	581660		-2,144	-2,144	0	0	-2,144	-2,144	-2,144	0	0	-2,144	-2,144		
ADM-CHF	ADM	CHF	CHF-YOUTHWRKS	228875	14300	10001302	0023	17378	581660		-3,200	-3,200	0	0	-3,200	-3,200	-3,200	0	0	-3,200	-3,200		
ADM-CHF	ADM	CHF	CHF-YOUTHWRKS	278641	11430	10003073	0001	10000	581660		-12,800	-12,800	0	0	-12,800	-12,800	-12,800	0	0	-12,800	-12,800		
ADM-CON	ADM	CON	CON-FASTTEAM	229227	10020	10038740	0001	22135	486030		182,000	182,000	5,460	5,460	187,460	187,460	182,000	5,460	5,460	187,460	187,460		To increase FAST work order per request from department.
ADM-CON	ADM	CON	CON-MGMTSVCS	229222	10000	10001643	0001	10000	486480		30,000	30,000	0	0	30,000	30,000	30,000	0	0	30,000	30,000		
ADM-CON	ADM	CON	CON-MGMTSVCS	207652	10000	10003086	0001	10000	581100		-30,000	-30,000	0	0	-30,000	-30,000	-30,000	0	0	-30,000	-30,000		
ADM-CON	ADM	CON	CON-FASTTEAM	207655	31920	10001292	0001	16525	581180		-182,000	-182,000	-5,460	-5,460	-187,460	-187,460	-182,000	-5,460	-5,460	-187,460	-187,460		To increase FAST work order per request from department.
ADM-CPC	ADM	CPC	ADM-GENSVCS	109733	10000	10001649	0018	10000	486150		0	0	0	0	0	0	0	0	0	0	0		
ADM-CPC	ADM	CPC	ADM-GENSVCS	229235	10000	10001648	0202	10000	486150		0	0	0	0	0	0	0	0	0	0	0		
ADM-CPC	ADM	CPC	CPC-PLANNING	109733	10000	10001649	0018	10000	486150		44,438	0	0	0	0	0	0	0	0	0	0		
ADM-CPC	ADM	CPC	CPC-PLANNING	229234	10000	10001647	0022	10000	486150		60,000	60,000	-60,000	-60,000	0	0	60,000	-60,000	-60,000	0	0 zero out 60K	Moved to off budget per ADM	
ADM-CPC	ADM	CPC	CPC-PLANNING	229234	10000	10001647	0028	10000	486150		300,000	300,000	0	0	300,000	300,000	300,000	0	0	300,000	300,000		
ADM-CPC	ADM	CPC	CPC-PLANNING	229235	10000	10001648	0202	10000	486150		221,470	221,022	0	0	221,022	221,022	221,022	0	0	221,022	221,022		
ADM-CPC	ADM	CPC	ADM-GENSVCS	109733	10000	10001649	0018	10000	486600		0	0	0	0	0	0	0	0	0	0	0		
ADM-CPC	ADM	CPC	CPC-PLANNING	229234	10000	10001647	0012	10000	486600		67,000	67,000	0	0	67,000	67,000	67,000	0	0	67,000	67,000		
ADM-CPC	ADM	CPC	OFF-BUDGET	210100	12550	10038318	0001	10001	487040		0	0	0	0	0	0	0	0	0	0	0		
ADM-CPC	ADM	CPC	OFF-BUDGET	229234	10000	10001647	0022	10000	487040		0	0	0	60,000	0	60,000	0	0	60,000	0	60,000		ADM will fund Climate Resiliency position off budget
ADM-CPC	ADM	CPC	OFF-BUDGET	229235	10000	10001648	0201	10000	487040		190,153	189,906	0	6,002	189,906	195,908	189,906	0	11,573	189,906	201,479		OCC Planner III
ADM-CPC	ADM	CPC	ADM-GENSVCS	228875	10060	10034933	0002	10002	581250		0	0	0	0	0	0	0	0	0	0	0		
ADM-CPC	ADM	CPC	CPC-PLANNING	207645	10020	10022481	0006	16632	581250		-60,000	-60,000	60,000	60,000	0	0	-60,000	60,000	60,000	0	0 zero out 60K	Moved to off budget	
ADM-CPC	ADM	CPC	CPC-PLANNING	207655	31920	10001292	0001	16525	581250		-300,000	-300,000	0	0	-300,000	-300,000	-300,000	0	0	-300,000	-300,000		
ADM-CPC	ADM	CPC	CPC-PLANNING	228875	10020	10034933	0002	20925	581250		0	0	0	0	0	0	0	0	0	0	0		
ADM-CPC	ADM	CPC	CPC-PLANNING	228875	10060	10034933	0002	10002	581250		-221,470	-221,022	0	0	-221,022	-221,022	-221,022	0	0	-221,022	-221,022		
ADM-CPC	ADM	CPC	CPC-PLANNING	228875	14300	10001302	0023	17378	581250		-67,000	-67,000	0	0	-67,000	-67,000	-67,000	0	0	-67,000	-67,000		
ADM-CPC	ADM	CPC	CPC-PLANNING	232177	10000	10003069	0001	10000	581250		-44,438	0	0	0	0	0	0	0	0	0	0		
ADM-DEC	ADM	DEC	GF-EARLYCHILDHOOD	229051	10000	10001703	0077	10000	486030		0	0	0	0	0	0	0	0	0	0	0		
ADM-DEC	ADM	DEC	GF-EARLYCHILDHOOD	229051	10000	10038707	0003	10000	486030		128,500	132,355	-3,855	-3,855	128,500	128,500	132,355	-3,855	-3,855	128,500	128,500		
ADM-DEC	ADM	DEC	GF-EARLYCHILDHOOD	207655	31920	10001292	0001	16525	581087		-128,500	-132,355	3,855	3,855	-128,500	-128,500	-132,355	3,855	3,855	-128,500	-128,500		
ADM-DPH	ADM	DPH	DPH-COMMHEALTH	207986	10060	10001993	0010	10002	486030		77,250	79,568	-2,318	-2,318	77,250	77,250	79,568	-2,318	-2,318	77,250	77,250		
ADM-DPH	ADM	DPH	DPH-SFGH-MEDSVCS	251656	21080	10001858	0002	10000	486030		61,134	61,134	0	0	61,134	61,134	61,134	0	0	61,134	61,134		
ADM-DPH	ADM	DPH	DPH-SFGH-MEDSVCS	251656	21080	10001858	0002	10000	486040		7,779	7,779	0	0	7,779	7,779	7,779	0	0	7,779	7,779		
ADM-DPH	ADM	DPH	DPH-TOXICS	251975	10060	10001978	0001	10002	486040		1,771	1,771	0	0	1,771	1,771	1,771	0	0	1,771	1,771		
ADM-DPH	ADM	DPH	DPH-SFGH-MEDSVCS	251656	21080	10001858	0002	10000	486150		37,000	37,000	0	0	37,000	37,000	37,000	0	0	37,000	37,000		
ADM-DPH	ADM	DPH	DPH-TOXICS	251975	10060	10001978	0001	10002	486150		31,020	31,020	0	0	31,020	31,020	31,020	0	0	31,020	31,020		
ADM-DPH	ADM	DPH	DPH-TOXICS	251975	10060	10001978	0001	10002	486180		25,538	25,538	0	0	25,538	25,538	25,538	0	0	25,538	25,538		
ADM-DPH	ADM	DPH	DPH-SFGH-MEDSVCS	251656	21080	10001858	0002	10000	486210		9,113	9,113	0	0	9,113	9,113	9,113	0	0	9,113	9,113		
ADM-DPH	ADM	DPH	DPH-TOXICS	251975	10060	10001978	0001	10002	486210		23,348	23,348	0	0	23,348	23,348	23,348	0	0	23,348	23,348		
ADM-DPH	ADM	DPH	DPH-TOXICS	251975	10060	10001978	0001	10002	486600		24,370	24,370	0	0	24,370	24,370							



Dept Pair	Requesting	Performing	WO Ref ID	Dept ID	Fund	Project	Activity	Authority	Account	Agency Use	FY 2022-23 Original	FY 2023-24 Rollover	FY 2023-24 Requesting Changes	FY 2023-24 Performing Changes	FY 2023-24 Requesting Proposal	FY 2023-24 Performing Proposal	FY 2024-25 Rollover	FY 2024-25 Requesting Changes	FY 2024-25 Performing Changes	FY 2024-25 Requesting Proposal	FY 2024-25 Performing Proposal	Requesting Comments	Performing Comments
ADM-DPH	ADM	DPH	DPH-SFGH-MEDSVCS	284641	10000	10001624	0001	10000	581520		-9,113	-9,113	0	0	-9,113	-9,113	-9,113	0	0	-9,113	-9,113		
ADM-DPH	ADM	DPH	DPH-COMMHEALTH	207655	31920	10001292	0001	16525	581550		-77,250	-79,568	2,318	2,318	-77,250	-77,250	-79,568	2,318	2,318	-77,250	-77,250		
ADM-DPH	ADM	DPH	DPH-TOXICS	228875	14300	10001302	0023	17378	581580		-24,370	-24,370	0	0	-24,370	-24,370	-24,370	0	0	-24,370	-24,370		
ADM-DPH	ADM	DPH	DPH-TOXICS	232178	27500	10001625	0001	10000	581580		-31,020	-31,020	0	0	-31,020	-31,020	-31,020	0	0	-31,020	-31,020		
ADM-DPH	ADM	DPH	DPH-TOXICS	274643	10000	10003084	0001	10000	581580		-1,771	-1,771	0	0	-1,771	-1,771	-1,771	0	0	-1,771	-1,771		
ADM-DPH	ADM	DPH	DPH-TOXICS	278641	11430	10003073	0001	10000	581580		-25,538	-25,538	0	0	-25,538	-25,538	-25,538	0	0	-25,538	-25,538		
ADM-DPH	ADM	DPH	DPH-TOXICS	284641	10000	10001624	0001	10000	581580		-23,348	-23,348	0	0	-23,348	-23,348	-23,348	0	0	-23,348	-23,348		
ADM-DPW	ADM	DPW	DPW-BLDGREPAIR	207951	10040	10036109	0002	10002	486030		205,880	0	818,000	818,000	818,000	818,000	0	842,540	842,540	842,540	842,540		
ADM-DPW	ADM	DPW	DPW-BLDGREPAIR	207951	10040	10036109	0003	10002	486030		10,997	0	45,527	45,527	45,527	45,527	0	45,527	45,527	45,527	45,527		
ADM-DPW	ADM	DPW	DPW-ENGINEERING	207954	10040	10036109	0002	10002	486030		4,709,750	4,889,904	538,949	538,949	5,428,853	5,428,853	4,889,904	820,891	820,891	5,710,795	5,710,795		
ADM-DPW	ADM	DPW	DPW-GENADMIN	232636	10040	10036109	0001	10002	486030		2,859	2,859	0	0	2,859	2,859	2,859	0	0	2,859	2,859		
ADM-DPW	ADM	DPW	DPW-STREETCLEANING	207951	10040	10036109	0040	10002	486030		8,485	0	35,126	35,126	35,126	35,126	0	35,126	35,126	35,126	35,126		
ADM-DPW	ADM	DPW	DPW-STREETCLEANING	207956	10040	10036109	0002	10002	486030		13,352	0	0	0	0	0	0	0	0	0	0		
ADM-DPW	ADM	DPW	DPW-STREETREPAIR	207958	10040	10036109	0002	10002	486030		0	0	0	0	0	0	0	0	0	0	0		removed due to BSR merge and moved to 207951
ADM-DPW	ADM	DPW	DPW-STUSEMAPPING	207958	10040	10036109	0002	10002	486030		103,000	106,090	-106,090	-106,090	0	0	106,090	-106,090	-106,090	0	0		removed due to BSR merge and moved to 207951
ADM-DPW	ADM	DPW	DPW-ARCHITECTURE	207950	10040	10036109	0007	10002	486600		10,000	10,000	0	0	10,000	10,000	10,000	0	0	10,000	10,000		
ADM-DPW	ADM	DPW	DPW-BLDGREPAIR	207951	10040	10036109	0005	10002	486600		7,397	0	30,622	30,622	30,622	30,622	0	30,622	30,622	30,622	30,622		
ADM-DPW	ADM	DPW	DPW-BLDGREPAIR	207951	10040	10036109	0006	10002	486600		106,473	0	425,893	425,893	425,893	425,893	0	425,893	425,893	425,893	425,893		
ADM-DPW	ADM	DPW	DPW-BLDGREPAIR	207951	10040	10036109	0007	10002	486600		7,637	0	31,618	31,618	31,618	31,618	0	31,618	31,618	31,618	31,618		
ADM-DPW	ADM	DPW	DPW-BLDGREPAIR	207951	10040	10036109	0008	10002	486600		12,219	0	50,587	50,587	50,587	50,587	0	50,587	50,587	50,587	50,587		
ADM-DPW	ADM	DPW	DPW-BLDGREPAIR	207951	10040	10036109	0009	10002	486600		3,055	0	12,647	12,647	12,647	12,647	0	12,647	12,647	12,647	12,647		
ADM-DPW	ADM	DPW	DPW-BLDGREPAIR	207951	10040	10036109	0010	10002	486600		7,397	0	30,622	30,622	30,622	30,622	0	30,622	30,622	30,622	30,622		
ADM-DPW	ADM	DPW	DPW-BLDGREPAIR	207951	10040	10036109	0011	10002	486600		2,139	0	8,853	8,853	8,853	8,853	0	8,853	8,853	8,853	8,853		
ADM-DPW	ADM	DPW	DPW-BLDGREPAIR	207951	10040	10036109	0012	10002	486600		5,000	0	20,000	20,000	20,000	20,000	0	20,000	20,000	20,000	20,000		
ADM-DPW	ADM	DPW	DPW-BLDGREPAIR	207951	10040	10036109	0015	10002	486600		14,891	0	61,650	61,650	61,650	61,650	0	61,650	61,650	61,650	61,650		
ADM-DPW	ADM	DPW	DPW-BLDGREPAIR	207951	10040	10036109	0046	10002	486600		10,712	0	44,349	44,349	44,349	44,349	0	44,349	44,349	44,349	44,349		
ADM-DPW	ADM	DPW	DPW-STREETCLEANING	207956	10040	10036109	0038	10002	486600		11,328	0	29,692	29,692	29,692	29,692	0	29,692	29,692	29,692	29,692		
ADM-DPW	ADM	DPW	DPW-URBANFORESTRY	207959	10040	10036109	0015	10002	486600		310,709	310,709	0	0	310,709	310,709	310,709	0	0	310,709	310,709		
ADM-DPW	ADM	DPW	DPW-URBANFORESTRY	207959	10040	10036109	0043	10002	486600		1,485	0	6,146	6,146	6,146	6,146	0	6,146	6,146	6,146	6,146		
ADM-DPW	ADM	DPW	DPW-ARCHITECTURE	228875	14300	10001302	0010	17378	581066		-10,000	-10,000	0	0	-10,000	-10,000	-10,000	0	0	-10,000	-10,000		
ADM-DPW	ADM	DPW	DPW-BLDGREPAIR	207655	31920	10001292	0001	16525	581067		-205,880	0	-818,000	-818,000	-818,000	-818,000	0	-842,540	-842,540	-842,540	-842,540		
ADM-DPW	ADM	DPW	DPW-BLDGREPAIR	228875	14300	10001302	0007	17378	581067		-7,397	0	-30,622	-30,622	-30,622	-30,622	0	-30,622	-30,622	-30,622	-30,622		
ADM-DPW	ADM	DPW	DPW-BLDGREPAIR	228875	14300	10001302	0009	17378	581067		-106,473	0	-425,893	-425,893	-425,893	-425,893	0	-425,893	-425,893	-425,893	-425,893		
ADM-DPW	ADM	DPW	DPW-BLDGREPAIR	228875	14300	10001302	0010	17378	581067		-7,637	0	-31,618	-31,618	-31,618	-31,618	0	-31,618	-31,618	-31,618	-31,618		
ADM-DPW	ADM	DPW	DPW-BLDGREPAIR	228875	14300	10001302	0011	17378	581067		-12,219	0	-50,587	-50,587	-50,587	-50,587	0	-50,587	-50,587	-50,587	-50,587		
ADM-DPW	ADM	DPW	DPW-BLDGREPAIR	228875	14300	10001302	0012	17378	581067		-3,055	0	-12,647	-12,647	-12,647	-12,647	0	-12,647	-12,647	-12,647	-12,647		
ADM-DPW	ADM	DPW	DPW-BLDGREPAIR	228875	14300	10001302	0013	17378	581067		-7,397	0	-30,622	-30,622	-30,622	-30,622	0	-30,622	-30,622	-30,622	-30,622		
ADM-DPW	ADM	DPW	DPW-BLDGREPAIR	228875	14300	10001302	0015	17378	581067		-2,139	0	-8,853	-8,853	-8,853	-8,853	0	-8,853	-8,853	-8,853	-8,853		
ADM-DPW	ADM	DPW	DPW-BLDGREPAIR	228875	14300	10001302	0017	17378	581067		-5,000	0	-20,000	-20,000	-20,000	-20,000	0	-20,000	-20,000	-20,000	-20,000		
ADM-DPW	ADM	DPW	DPW-BLDGREPAIR	228875	14300	10001302	0041	17378	581067		-14,891	0	-61,650	-61,650	-61,650	-61,650	0	-61,650	-61,650	-61,650	-61,650		
ADM-DPW	ADM	DPW	DPW-BLDGREPAIR	228875	14300	10001302	0053	17378	581067		-10,712	0	-44,349	-44,349	-44,349	-44,349	0	-44,349	-44,349	-44,349	-44,349		
ADM-DPW	ADM	DPW	DPW-BLDGREPAIR	232178	27500	10001625	0001	10000	581067		-10,997	0	-45,527	-45,527	-45,527	-45,527	0	-45,527	-45,527	-45,527	-45,527		
ADM-DPW	ADM	DPW	DPW-STREETCLEANING	207655	31920	10001292	0001	16525	581068		-13,352	0	0	0	0	0	0	0	0	0	0		
ADM-DPW	ADM	DPW	DPW-STREETCLEANING	228875	14300	10001302	0041	17378	581068		-11,328	0	-29,692	-29,692	-29,692	-29,692	0	-29,692	-29,692	-29,692	-29,692		
ADM-DPW	ADM	DPW	DPW-STREETCLEANING	232178	27500	10001625	0001	10000	581068		-8,485	0	-35,126	-35,126	-35,126	-35,126	0	-35,126	-35,126	-35,126	-35,126		
ADM-DPW	ADM	DPW	DPW-STUSEMAPPING	207655	31920	10001292	0001	16525	581069		-103,000	-106,090	106,090	106,090	0	0	-106,090	106,090	106,090	0	0		
ADM-DPW	ADM	DPW	DPW-ENGINEERING	207655	31920	10001292	0001	16525	581071		-4,709,750	-4,889,904	-538,949	-538,949	-5,428,853	-5,428,853	-4,889,904	-820,891	-820,891	-5,710,795	-5,710,795		
ADM-DPW	ADM	DPW	DPW-GENADMIN	208672	10060	10003070	0001	10002	581073		-2,859	-2,859	0	0	-2,859	-2,859	-2,859	0	0	-2,859	-2,859		
ADM-DPW	ADM	DPW	DPW-STREETREPAIR	207655	31920	10001292	0001	16525	581078		0	0	0	0	0	0	0	0	0	0	0		
ADM-DPW	ADM	DPW	DPW-URBANFORESTRY	228875	14300	10001302	0010	17378	581081		-22,495	-22,495	0	0	-22,495	-22,495	-22,495	0	0	-22,495	-22,495		
ADM-DPW	ADM	DPW	DPW-URBANFORESTRY	228875	14300	10001302	0011	17378	581081		-67,484	-67,484	0	0	-67,484	-67,484	-67,484	0	0	-67,484	-67,484		

Dept Pair	Requesting	Performing	WO Ref ID	Dept ID	Fund	Project	Activity	Authority	Account	Agency Use	FY 2022-23 Original	FY 2023-24 Rollover	FY 2023-24 Requesting Changes	FY 2023-24 Performing Changes	FY 2023-24 Requesting Proposal	FY 2023-24 Performing Proposal	FY 2024-25 Rollover	FY 2024-25 Requesting Changes	FY 2024-25 Performing Changes	FY 2024-25 Requesting Proposal	FY 2024-25 Performing Proposal	Requesting Comments	Performing Comments
ADM-DPW	ADM	DPW	DPW-URBANFORESTRY	228875	14300	10001302	0012	17378	581081		-22,495	-22,495	0	0	-22,495	-22,495	-22,495	0	0	-22,495	-22,495		
ADM-DPW	ADM	DPW	DPW-URBANFORESTRY	228875	14300	10001302	0013	17378	581081		-22,495	-22,495	0	0	-22,495	-22,495	-22,495	0	0	-22,495	-22,495		
ADM-DPW	ADM	DPW	DPW-URBANFORESTRY	228875	14300	10001302	0016	17378	581081		-44,989	-44,989	0	0	-44,989	-44,989	-44,989	0	0	-44,989	-44,989		
ADM-DPW	ADM	DPW	DPW-URBANFORESTRY	228875	14300	10001302	0017	17378	581081		-16,871	-16,871	0	0	-16,871	-16,871	-16,871	0	0	-16,871	-16,871		
ADM-DPW	ADM	DPW	DPW-URBANFORESTRY	228875	14300	10001302	0023	17378	581081		-89,979	-89,979	0	0	-89,979	-89,979	-89,979	0	0	-89,979	-89,979		
ADM-DPW	ADM	DPW	DPW-URBANFORESTRY	228875	14300	10001302	0041	17378	581081		-1,485	0	-6,146	-6,146	-6,146	-6,146	0	-6,146	-6,146	-6,146	-6,146		
ADM-DPW	ADM	DPW	DPW-URBANFORESTRY	228875	14300	10001302	0053	17378	581081		-23,901	-23,901	0	0	-23,901	-23,901	-23,901	0	0	-23,901	-23,901		
ADM-DPW	ADM	DPW	ADM-CAPPLANPROG	207645	15384	10037301	0003	21652	581130		0	0	0	0	0	0	0	0	0	0	0		
ADM-DPW	ADM	DPW	ADM-CAPPLANPROG	207954	17105	10034764	0002	21767	581130		0	0	0	0	0	0	0	0	0	0	0		
ADM-ECN	ADM	ECN	ECN-BUSECNDEV	207769	11890	10022533	0001	16654	486150		400,000	400,000	0	0	400,000	400,000	400,000	0	0	400,000	400,000		
ADM-ECN	ADM	ECN	ECN-BUSECNDEV	267664	11802	10003078	0001	20451	581330		-400,000	-400,000	0	0	-400,000	-400,000	-400,000	0	0	-400,000	-400,000		
ADM-ENV	ADM	ENV	ENV	229994	12200	10026725	0001	10000	486150		80,000	80,000	10,000	10,000	90,000	90,000	80,000	10,000	10,000	90,000	90,000	Increase reflects COLA adjustments per MOU	
ADM-ENV	ADM	ENV	ENV	207655	31920	10001292	0001	16525	581370		-80,000	-80,000	-10,000	-10,000	-90,000	-90,000	-80,000	-10,000	-10,000	-90,000	-90,000	Increase reflects COLA adjustments per MOU	
ADM-FIR	ADM	FIR	FIR	130649	10000	10001969	0001	10000	486030		10,000	10,000	0	0	10,000	10,000	10,000	0	0	10,000	10,000		
ADM-FIR	ADM	FIR	FIR	207655	31920	10001292	0001	16525	581390		-10,000	-10,000	0	0	-10,000	-10,000	-10,000	0	0	-10,000	-10,000		
ADM-HRD	ADM	HRD	HRD-DRUGTESTING	232025	10060	10026742	0001	10002	486030		6,949	6,949	0	0	6,949	6,949	6,949	0	0	6,949	6,949		
ADM-HRD	ADM	HRD	HRD-WORKFORCEDEVELOPMEN	228856	10000	10003081	0002	10000	486030		0	0	0	0	0	0	0	0	0	0	0		
ADM-HRD	ADM	HRD	HRD-WORKFORCEDEVELOPMEN	232029	10060	10026743	0001	10002	486030		6,440	6,440	21,260	21,260	27,700	27,700	6,440	21,260	21,260	27,700	27,700		
ADM-HRD	ADM	HRD	HRD-WORKFORCEDEVELOPMEN	207655	31920	10001292	0001	16525	581450		-4,740	-4,740	3,740	3,740	-1,000	-1,000	-4,740	3,740	3,740	-1,000	-1,000		
ADM-HRD	ADM	HRD	HRD-WORKFORCEDEVELOPMEN	228856	10000	10003081	0002	10000	581450		0	0	-25,000	-25,000	-25,000	-25,000	0	-25,000	-25,000	-25,000	-25,000		
ADM-HRD	ADM	HRD	HRD-WORKFORCEDEVELOPMEN	228875	14300	10001302	0023	17378	581450		-200	-200	0	0	-200	-200	-200	0	0	-200	-200		
ADM-HRD	ADM	HRD	HRD-WORKFORCEDEVELOPMEN	232178	27500	10001625	0001	10000	581450		-1,500	-1,500	0	0	-1,500	-1,500	-1,500	0	0	-1,500	-1,500		
ADM-HRD	ADM	HRD	HRD-DRUGTESTING	232178	27500	10001625	0001	10000	581490		-6,949	-6,949	0	0	-6,949	-6,949	-6,949	0	0	-6,949	-6,949		
ADM-HSA	ADM	HSA	HSA-SOCIALSVCS	229051	10000	10001703	0077	10000	486030		0	0	0	0	0	0	0	0	0	0	0		
ADM-HSA	ADM	HSA	HSA-SOCIALSVCS	207655	31920	10001292	0001	16525	581950		0	0	0	0	0	0	0	0	0	0	0		
ADM-MTA	ADM	MTA	MTA-PRKG+TRAFFIC	208650	22260	10001719	0023	10000	486030		275,000	257,500	17,500	0	275,000	257,500	257,500	25,750	0	283,250	257,500		
ADM-MTA	ADM	MTA	MTA-PRKG+TRAFFIC	208656	22870	10001723	0001	10000	486150		150,000	150,000	0	0	150,000	150,000	150,000	0	0	150,000	150,000		
ADM-MTA	ADM	MTA	MTA-PRKG+TRAFFIC	207655	31920	10001292	0001	16525	581770		-275,000	-257,500	-17,500	0	-275,000	-257,500	-257,500	-25,750	0	-283,250	-257,500		
ADM-MTA	ADM	MTA	MTA-PRKG+TRAFFIC	278641	11430	10003073	0001	10000	581770		-150,000	-150,000	0	0	-150,000	-150,000	-150,000	0	0	-150,000	-150,000		
ADM-MYR	ADM	MYR	MYR-MOHCD	232065	10060	10001886	0001	10002	486030		359,934	380,578	-12,254	-12,254	368,324	368,324	380,578	-12,254	-12,254	368,324	368,324	TIDA workorder adjustment	
ADM-MYR	ADM	MYR	MYR-MOHCD	207655	31920	10001292	0001	16525	581670		-359,934	-380,578	12,254	12,254	-368,324	-368,324	-380,578	12,254	12,254	-368,324	-368,324	TIDA workorder adjustment	
ADM-POL	ADM	POL	POL-SECURITY	232087	10060	10001897	0004	10002	486030		139,782	143,088	0	0	143,088	143,088	143,088	4,293	4,293	147,381	147,381		
ADM-POL	ADM	POL	POL-SECURITY	232087	10060	10001897	0007	10002	486180		100,000	100,000	0	0	100,000	100,000	100,000	0	0	100,000	100,000		
ADM-POL	ADM	POL	POL-SECURITY	207655	31920	10001292	0001	16525	581830		-139,782	-143,088	0	0	-143,088	-143,088	-143,088	-4,293	-4,293	-147,381	-147,381		
ADM-POL	ADM	POL	POL-SECURITY	278641	11430	10003073	0001	10000	581830		-100,000	-100,000	0	0	-100,000	-100,000	-100,000	0	0	-100,000	-100,000		
ADM-PUC	ADM	PUC	PUC-ADMINSVCS	267643	26000	10021058	0001	10002	486030		0	0	40,000	40,000	40,000	40,000	0	41,200	41,200	41,200	41,200		
ADM-PUC	ADM	PUC	PUC-CLEANWATER	229267	20160	10030000	0001	10000	486030		525,000	525,000	-457,623	-457,623	67,377	67,377	525,000	-455,602	-455,602	69,398	69,398		
ADM-PUC	ADM	PUC	PUC-CLEANWATER	229267	20210	10021135	0001	10002	486030		0	0	457,623	457,623	457,623	457,623	0	471,352	471,352	471,352	471,352		
ADM-PUC	ADM	PUC	PUC-CLEANWATER	229302	20210	10021055	0001	10002	486030		0	0	475,000	475,000	475,000	475,000	0	489,250	489,250	489,250	489,250		
ADM-PUC	ADM	PUC	PUC-HETCHHETCHY	231621	24970	10029992	0004	10000	486030		1,838,994	1,912,336	-1,912,336	-1,912,336	0	0	1,912,336	-1,912,336	-1,912,336	0	0		
ADM-PUC	ADM	PUC	PUC-HETCHHETCHY	298647	24970	10029992	0004	10000	486030		1,084,033	1,127,266	-312,266	-312,266	815,000	815,000	1,127,266	-287,816	-287,816	839,450	839,450		
ADM-PUC	ADM	PUC	PUC-HETCHHETCHY	298647	25030	10020781	0001	10002	486030		0	0	49,206	49,206	49,206	49,206	0	50,682	50,682	50,682	50,682		
ADM-PUC	ADM	PUC	PUC-HETCHHETCHY	298647	25030	10037908	0001	10002	486030		0	0	0	0	0	0	0	0	0	0	0		
ADM-PUC	ADM	PUC	PUC-HETCHHETCHY	298648	25030	10021053	0001	10002	486030		0	0	20,000	20,000	20,000	20,000	0	20,600	20,600	20,600	20,600		
ADM-PUC	ADM	PUC	PUC-HETCHHETCHY	298648	25030	10021054	0001	10002	486030		0	0	93,750	93,750	93,750	93,750	0	96,563	96,563	96,563	96,563		
ADM-PUC	ADM	PUC	PUC-UEB	232148	26000	10021058	0001	10002	486030		0	0	311,250	311,250	311,250	311,250	0	320,588	320,588	320,588	320,588		
ADM-PUC	ADM	PUC	PUC-UEB	267643	26000	10021058	0001	10002	486030		0	0	0	0	0	0	0	0	0	0	0		
ADM-PUC	ADM	PUC	PUC-UEB	276641	27180	10026778	0006	10000	486030		16,000	16,000	0	0	16,000	16,000	16,000	0	0	16,000	16,000		
ADM-PUC	ADM	PUC	PUC-WTRSVCS	232396	25940	10029994	0010	10000	486030		649,350	153,830	-94,996	-94,996	58,834	58,834	153,830	-93,231	-93,231	60,599	60,599		
ADM-PUC	ADM	PUC	PUC-WTRSVCS	232404	26000	10021056	0001	10002	486030		0	0	522,210	522,210	522,210	522,210	0	537,879	537,879	537,879	537,879		
ADM-PUC	ADM	PUC	PUC-WTRSVCS	232416	26000	10020793	0001	10002	486030		0	0	50,996	50,996	50,996	50,996	0	52,526	52,526	52,526	52,526		

Dept Pair	Requesting	Performing	WO Ref ID	Dept ID	Fund	Project	Activity	Authority	Account	Agency Use	FY 2022-23 Original	FY 2023-24 Rollover	FY 2023-24 Requesting Changes	FY 2023-24 Performing Changes	FY 2023-24 Requesting Proposal	FY 2023-24 Performing Proposal	FY 2024-25 Rollover	FY 2024-25 Requesting Changes	FY 2024-25 Performing Changes	FY 2024-25 Requesting Proposal	FY 2024-25 Performing Proposal	Requesting Comments	Performing Comments	
ADM-PUC	ADM	PUC	PUC-WTRSVCS	232416	26000	10021057	0001	10002	486030		0	0	25,000	25,000	25,000	25,000	0	25,750	25,750	25,750	25,750			
ADM-PUC	ADM	PUC	PUC-WTRSVCS	232418	26000	10032512	0003	10002	486030		0	0	44,000	44,000	44,000	44,000	0	45,320	45,320	45,320	45,320			
ADM-PUC	ADM	PUC	PUC-ADMINSVCS	207655	31920	10001292	0001	16525	581012		0	0	-40,000	-40,000	-40,000	-40,000	0	-41,200	-41,200	-41,200	-41,200			
ADM-PUC	ADM	PUC	PUC-UEB	207655	31920	10001292	0001	16525	581013		0	0	-311,250	-311,250	-311,250	-311,250	0	-320,588	-320,588	-320,588	-320,588			
ADM-PUC	ADM	PUC	PUC-UEB	228856	10000	10003082	0001	10000	581013		-16,000	-16,000	0	0	-16,000	-16,000	-16,000	0	0	-16,000	-16,000			
ADM-PUC	ADM	PUC	PUC-HETCHHETCHY	207655	31920	10001292	0001	16525	581014		-2,923,027	-3,039,602	2,061,646	2,061,646	-977,956	-977,956	-3,039,602	2,032,308	2,032,308	-1,007,294	-1,007,294			
ADM-PUC	ADM	PUC	PUC-WTRSVCS	207655	31920	10001292	0001	16525	581061		-649,350	-153,830	-547,210	-547,210	-701,040	-701,040	-153,830	-568,244	-568,241	-722,074	-722,071			
ADM-PUC	ADM	PUC	PUC-CLEANWATER	207655	31920	10001292	0001	16525	581077		-525,000	-525,000	-475,000	-475,000	-1,000,000	-1,000,000	-525,000	-505,000	-505,000	-1,030,000	-1,030,000			
ADM-REC	ADM	REC	REC-GARDENER	150705	10060	10033304	0001	10002	486030		0	0	0	0	0	0	0	0	0	0	0	0		
ADM-REC	ADM	REC	REC-GARDENER	262676	10060	10035434	0010	10002	486030		100,000	100,000	0	0	100,000	100,000	100,000	0	0	100,000	100,000			
ADM-REC	ADM	REC	REC-GARDENER	150705	10060	10033304	0002	10002	486600		3,090	3,090	0	0	3,090	3,090	3,090	0	0	3,090	3,090			
ADM-REC	ADM	REC	REC-GARDENER	207655	31920	10001292	0001	16525	581880		-100,000	-100,000	0	0	-100,000	-100,000	-100,000	0	0	-100,000	-100,000			
ADM-REC	ADM	REC	REC-GARDENER	228875	14300	10001302	0010	17378	581880		-3,090	-3,090	0	0	-3,090	-3,090	-3,090	0	0	-3,090	-3,090			
ADM-SAS	ADM	SAS	SAS-BLDGREPAIR	210752	10060	10038484	0002	10002	486030		394,210	618,000	0	0	0	0	618,000	0	0	0	0			
ADM-SAS	ADM	SAS	SAS-BLDGREPAIR	210752	10060	10038484	0003	10002	486030		32,991	45,527	0	0	0	0	45,527	0	0	0	0			
ADM-SAS	ADM	SAS	SAS-STREETCLEANING	210752	10060	10038484	0040	10002	486030		25,454	35,126	0	0	0	0	35,126	0	0	0	0			
ADM-SAS	ADM	SAS	SAS-STREETCLEANING	210767	10060	10038484	0002	10002	486030		38,148	53,045	0	0	0	0	53,045	0	0	0	0			
ADM-SAS	ADM	SAS	SAS-STREETREPAIR	210795	10060	10038484	0002	10002	486030		77,500	103,000	0	0	0	0	103,000	0	0	0	0			
ADM-SAS	ADM	SAS	SAS-BLDGREPAIR	210752	10060	10038484	0005	10002	486600		22,189	30,622	0	0	0	0	30,622	0	0	0	0			
ADM-SAS	ADM	SAS	SAS-BLDGREPAIR	210752	10060	10038484	0006	10002	486600		319,420	425,893	0	0	0	0	425,893	0	0	0	0			
ADM-SAS	ADM	SAS	SAS-BLDGREPAIR	210752	10060	10038484	0007	10002	486600		22,912	31,618	0	0	0	0	31,618	0	0	0	0			
ADM-SAS	ADM	SAS	SAS-BLDGREPAIR	210752	10060	10038484	0008	10002	486600		36,568	50,587	0	0	0	0	50,587	0	0	0	0			
ADM-SAS	ADM	SAS	SAS-BLDGREPAIR	210752	10060	10038484	0009	10002	486600		9,164	12,647	0	0	0	0	12,647	0	0	0	0			
ADM-SAS	ADM	SAS	SAS-BLDGREPAIR	210752	10060	10038484	0010	10002	486600		22,189	30,622	0	0	0	0	30,622	0	0	0	0			
ADM-SAS	ADM	SAS	SAS-BLDGREPAIR	210752	10060	10038484	0011	10002	486600		6,415	8,853	0	0	0	0	8,853	0	0	0	0			
ADM-SAS	ADM	SAS	SAS-BLDGREPAIR	210752	10060	10038484	0012	10002	486600		15,000	20,000	0	0	0	0	20,000	0	0	0	0			
ADM-SAS	ADM	SAS	SAS-BLDGREPAIR	210752	10060	10038484	0015	10002	486600		44,674	61,650	0	0	0	0	61,650	0	0	0	0			
ADM-SAS	ADM	SAS	SAS-BLDGREPAIR	210752	10060	10038484	0046	10002	486600		32,137	44,349	0	0	0	0	44,349	0	0	0	0			
ADM-SAS	ADM	SAS	SAS-STREETCLEANING	210767	10060	10038484	0038	10002	486600		17,360	29,692	0	0	0	0	29,692	0	0	0	0			
ADM-SAS	ADM	SAS	SAS-URBANFORESTRY	210802	10060	10038484	0043	10002	486600		4,453	6,146	0	0	0	0	6,146	0	0	0	0			
ADM-SAS	ADM	SAS	SAS-BLDGREPAIR	207655	31920	10001292	0001	16525	581088		-394,120	-618,000	0	0	0	0	-618,000	0	0	0	0			
ADM-SAS	ADM	SAS	SAS-BLDGREPAIR	228875	14300	10001302	0007	17378	581088		-22,189	-30,622	0	0	0	0	-30,622	0	0	0	0			
ADM-SAS	ADM	SAS	SAS-BLDGREPAIR	228875	14300	10001302	0009	17378	581088		-319,420	-425,893	0	0	0	0	-425,893	0	0	0	0			
ADM-SAS	ADM	SAS	SAS-BLDGREPAIR	228875	14300	10001302	0010	17378	581088		-22,912	-31,618	0	0	0	0	-31,618	0	0	0	0			
ADM-SAS	ADM	SAS	SAS-BLDGREPAIR	228875	14300	10001302	0011	17378	581088		-36,658	-50,587	0	0	0	0	-50,587	0	0	0	0			
ADM-SAS	ADM	SAS	SAS-BLDGREPAIR	228875	14300	10001302	0012	17378	581088		-9,164	-12,647	0	0	0	0	-12,647	0	0	0	0			
ADM-SAS	ADM	SAS	SAS-BLDGREPAIR	228875	14300	10001302	0013	17378	581088		-22,189	-30,622	0	0	0	0	-30,622	0	0	0	0			
ADM-SAS	ADM	SAS	SAS-BLDGREPAIR	228875	14300	10001302	0015	17378	581088		-6,415	-8,853	0	0	0	0	-8,853	0	0	0	0			
ADM-SAS	ADM	SAS	SAS-BLDGREPAIR	228875	14300	10001302	0017	17378	581088		-15,000	-20,000	0	0	0	0	-20,000	0	0	0	0			
ADM-SAS	ADM	SAS	SAS-BLDGREPAIR	228875	14300	10001302	0041	17378	581088		-44,674	-61,650	0	0	0	0	-61,650	0	0	0	0			
ADM-SAS	ADM	SAS	SAS-BLDGREPAIR	228875	14300	10001302	0053	17378	581088		-32,137	-44,349	0	0	0	0	-44,349	0	0	0	0			
ADM-SAS	ADM	SAS	SAS-BLDGREPAIR	232178	27500	10001625	0001	10000	581088		-32,991	-45,527	0	0	0	0	-45,527	0	0	0	0			
ADM-SAS	ADM	SAS	SAS-STREETCLEANING	207655	31920	10001292	0001	16525	581089		-38,148	-53,045	0	0	0	0	-53,045	0	0	0	0			
ADM-SAS	ADM	SAS	SAS-STREETCLEANING	228875	14300	10001302	0041	17378	581089		-17,360	-29,692	0	0	0	0	-29,692	0	0	0	0			
ADM-SAS	ADM	SAS																						



Dept Pair	Requesting	Performing	WO Ref ID	Dept ID	Fund	Project	Activity	Authority	Account	Agency Use	FY 2022-23 Original	FY 2023-24 Rollover	FY 2023-24 Requesting Changes	FY 2023-24 Performing Changes	FY 2023-24 Requesting Proposal	FY 2023-24 Performing Proposal	FY 2024-25 Rollover	FY 2024-25 Requesting Changes	FY 2024-25 Performing Changes	FY 2024-25 Requesting Proposal	FY 2024-25 Performing Proposal	Requesting Comments	Performing Comments	
ADM-SHF	ADM	SHF	SHF	228875	14300	10001302	0041	17378	581930		-2,650	-2,650	0	0	-2,650	-2,650	-2,650	0	0	-2,650	-2,650			
ADM-TIS	ADM	TIS	TIS-TECHPROJ	207921	28070	10024810	0079	17608	486030		235,633	96,633	0	0	96,633	96,633	96,633	0	0	96,633	96,633			
ADM-TIS	ADM	TIS	TIS-TECHPROJ	207644	10000	10003071	0001	10000	581140		-6,063	-2,486	0	0	-2,486	-2,486	-2,486	0	0	-2,486	-2,486			
ADM-TIS	ADM	TIS	TIS-TECHPROJ	207655	31920	10001292	0001	16525	581140		-6,391	-2,621	0	0	-2,621	-2,621	-2,621	0	0	-2,621	-2,621			
ADM-TIS	ADM	TIS	TIS-TECHPROJ	208672	10060	10003070	0001	10002	581140		-873	-359	0	0	-359	-359	-359	0	0	-359	-359			
ADM-TIS	ADM	TIS	TIS-TECHPROJ	228856	10000	10003082	0001	10000	581140		-1,965	-806	0	0	-806	-806	-806	0	0	-806	-806			
ADM-TIS	ADM	TIS	TIS-TECHPROJ	228875	10020	10034933	0001	20925	581140		0	0	0	0	0	0	0	0	0	0	0			
ADM-TIS	ADM	TIS	TIS-TECHPROJ	228875	10060	10034933	0001	10002	581140		-174,854	-71,707	0	0	-71,707	-71,707	-71,707	0	0	-71,707	-71,707			
ADM-TIS	ADM	TIS	TIS-TECHPROJ	228875	14300	10001302	0007	17378	581140		-2,139	-877	0	0	-877	-877	-877	0	0	-877	-877			
ADM-TIS	ADM	TIS	TIS-TECHPROJ	228875	14300	10001302	0023	17378	581140		-40,481	-16,601	0	0	-16,601	-16,601	-16,601	0	0	-16,601	-16,601			
ADM-TIS	ADM	TIS	TIS-TECHPROJ	232177	10000	10003069	0001	10000	581140		-1,428	-586	586	0	0	-586	-586	586	0	0	0	-586		
ADM-TIS	ADM	TIS	TIS-TECHPROJ	232177	10060	10003069	0001	10002	581140		0	0	-586	0	-586	0	0	-586	0	-586	0			
ADM-TIS	ADM	TIS	TIS-TECHPROJ	274643	10000	10003084	0001	10000	581140		-974	-399	0	0	-399	-399	-399	0	0	-399	-399			
ADM-TIS	ADM	TIS	TIS-TECHPROJ	284641	10000	10001624	0001	10000	581140		-465	-191	0	0	-191	-191	-191	0	0	-191	-191			
ADM-TTX	ADM	TTX	TTX-TAXCOLLECTOR	232348	10060	10036040	0001	10002	486040		2,000	2,000	0	0	2,000	2,000	2,000	0	0	2,000	2,000			
ADM-TTX	ADM	TTX	TTX-TAXCOLLECTOR	232344	10060	10034138	0001	10002	486150		26,177	26,177	0	0	26,177	26,177	26,177	0	0	26,177	26,177			
ADM-TTX	ADM	TTX	TTX-TAXCOLLECTOR	207652	10000	10003086	0001	10000	581980		-26,177	-26,177	0	0	-26,177	-26,177	-26,177	0	0	-26,177	-26,177			
ADM-TTX	ADM	TTX	TTX-TAXCOLLECTOR	274643	10000	10003084	0001	10000	581980		-2,000	-2,000	0	0	-2,000	-2,000	-2,000	0	0	-2,000	-2,000			
ADM-WAR	ADM	WAR	WAR	232392	14670	10026798	0001	10000	486030		21,298	21,298	0	0	21,298	21,298	21,298	0	0	21,298	21,298			
ADM-WAR	ADM	WAR	WAR	267664	11802	10003078	0001	20451	581062		-21,298	-21,298	0	0	-21,298	-21,298	-21,298	0	0	-21,298	-21,298			
AIR-ADM	AIR	ADM	ADM-LIVINGHEALTH	207652	10000	10003086	0001	10000	486020		58,265	58,265	0	0	58,265	58,265	58,265	0	0	58,265	58,265			
AIR-ADM	AIR	ADM	ADM-OCA	232177	10000	10003069	0001	10000	486020		823,538	823,538	-823,538	-823,538	0	0	823,538	-823,538	-823,538	0	0	Entry to match Perf Dept.		
AIR-ADM	AIR	ADM	ADM-OCA	232177	10060	10003069	0001	10002	486020		0	0	823,538	823,538	823,538	823,538	0	823,538	823,538	823,538	823,538	Entry to match Perf Dept.		
AIR-ADM	AIR	ADM	ADM-OLSE	207652	10000	10003086	0001	10000	486020		269,000	269,000	0	0	269,000	269,000	269,000	0	0	269,000	269,000			
AIR-ADM	AIR	ADM	ADM-OCA	109653	17960	10026671	0001	10000	581750		-823,538	-823,538	0	0	-823,538	-823,538	-823,538	0	0	-823,538	-823,538			
AIR-ADM	AIR	ADM	ADM-LIVINGHEALTH	183644	17960	10026671	0001	10000	581760		-58,265	-58,265	0	0	-58,265	-58,265	-58,265	0	0	-58,265	-58,265			
AIR-ADM	AIR	ADM	ADM-OLSE	183644	17960	10026671	0001	10000	581780		-269,000	-269,000	0	0	-269,000	-269,000	-269,000	0	0	-269,000	-269,000			
ART-ADM	ART	ADM	ADM-GFTA	267664	11802	10003078	0001	20451	486060		0	0	25,000	25,000	25,000	25,000	0	25,000	25,000	25,000	25,000	Funds to GFTA to support CCI.		
ART-ADM	ART	ADM	ADM-GFTA	187644	11802	10031167	0044	20450	581020		0	0	-25,000	-25,000	-25,000	-25,000	0	-25,000	-25,000	-25,000	-25,000	Funds to GFTA to support CCI.		
ART-ADM	ART	ADM	CAT-LEGALSVCS	163647	11750	10022362	0001	16562	581270		0	0	0	0	0	0	0	0	0	0	0			
ASR-ADM	ASR	ADM	ADM-OCA	232177	10000	10003069	0001	10000	486070		155,380	155,380	-155,380	-155,380	0	0	155,380	-155,380	-155,380	0	0	0	removing work order	
ASR-ADM	ASR	ADM	ADM-OCA	232177	10060	10003069	0001	10002	486070		0	0	0	155,380	0	155,380	0	0	155,380	0	155,380	removing work order		
ASR-ADM	ASR	ADM	ADM-OCA	229014	10000	10001634	0001	10000	581750		-155,380	-155,380	155,380	0	0	-155,380	-155,380	155,380	0	0	0	-155,380		
CAT-ADM	CAT	ADM	ADM-OLSE	207652	10000	10003086	0001	10000	486250		0	0	0	0	0	0	0	0	0	0	0	0		
CAT-ADM	CAT	ADM	ADM-OLSE	229042	13490	10023057	0001	16967	581780		0	0	0	0	0	0	0	0	0	0	0	0		
CHF-ADM	CHF	ADM	ADM-IMMIGRANTSVCS	207650	10000	10001299	0001	10000	486190		482,500	482,500	0	0	482,500	482,500	482,500	0	0	482,500	482,500			
CHF-ADM	CHF	ADM	ADM-OCA	232177	10000	10003069	0001	10000	486190		70,341	70,341	-70,341	-70,341	0	0	70,341	-70,341	-70,341	0	0	0		
CHF-ADM	CHF	ADM	ADM-OCA	232177	10060	10003069	0001	10002	486190		0	0	70,341	70,341	70,341	70,341	0	70,341	70,341	70,341	70,341			
CHF-ADM	CHF	ADM	ADM-OCA	229218	10000	10001640	8000	10000	581082		0	0	0	0	0	0	0	0	0	0	0	0		
CHF-ADM	CHF	ADM	ADM-IMMIGRANTSVCS	229218	11190	10001640	7000	20115	581166		-482,500	-482,500	0	0	-482,500	-482,500	-482,500	0	0	-482,500	-482,500			
CHF-ADM	CHF	ADM	ADM-OCA	229218	10000	10001640	8000	10000	581750		0	0	0	0	0	0	0	0	0	0	0	0		
CHF-ADM	CHF	ADM	ADM-OCA	229218	11190	10001640	7000	10000	581750		-70,341	-70,341	0	0	-70,341	-70,341	-70,341	0	0	-70,341	-70,341			
CPC-ADM	CPC	ADM	ADM-CAPPLANPROG	207645	10020	10022481	0006	16632	486230		138,004	137,868	-43,265	-43,265	94,603	94,603	137,868	-40,703						

Dept Pair	Requesting	Performing	WO Ref ID	Dept ID	Fund	Project	Activity	Authority	Account	Agency Use	FY 2022-23 Original	FY 2023-24 Rollover	FY 2023-24 Requesting Changes	FY 2023-24 Performing Changes	FY 2023-24 Requesting Proposal	FY 2023-24 Performing Proposal	FY 2024-25 Rollover	FY 2024-25 Requesting Changes	FY 2024-25 Performing Changes	FY 2024-25 Requesting Proposal	FY 2024-25 Performing Proposal	Requesting Comments	Performing Comments	
DBI-ADM	DBI	ADM	ADM-DIGITALSVCS	229346	10190	10001655	0001	10000	581161		0	0	0	0	0	0	0	0	0	0	0			
DBI-ADM	DBI	ADM	ADM-DISABILITYACCESS	207948	10190	10001656	0001	10000	581164		-27,486	-27,486	27,486	27,486	0	0	-27,486	27,486	27,486	0	0			
DBI-ADM	DBI	ADM	ADM-DISABILITYACCESS	207948	10200	10039761	0001	22440	581164		0	0	0	0	0	0	0	0	0	0	0			
DBI-ADM	DBI	ADM	ADM-DISABILITYACCESS	207949	10190	10001658	0001	10000	581164		-19,778	-19,778	19,778	19,778	0	0	-19,778	19,778	19,778	0	0			
DBI-ADM	DBI	ADM	ADM-DISABILITYACCESS	207949	10200	10039761	0001	22440	581164		0	0	0	0	0	0	0	0	0	0	0			
DBI-ADM	DBI	ADM	ADM-DISABILITYACCESS	229320	10190	10001655	0001	10000	581164		-112,736	-112,736	112,736	112,736	0	0	-112,736	112,736	112,736	0	0			
DBI-ADM	DBI	ADM	ADM-DISABILITYACCESS	229320	10200	10039761	0001	22440	581164		0	0	0	0	0	0	0	0	0	0	0			
DBI-ADM	DBI	ADM	ADM-311SVCS	207948	10190	10001656	0001	10000	581165		-9,448	-9,448	9,448	0	0	-9,448	-9,448	9,448	0	0	-9,448			
DBI-ADM	DBI	ADM	ADM-311SVCS	207948	10200	10039761	0001	22440	581165		0	0	0	0	0	0	0	0	0	0	0			
DBI-ADM	DBI	ADM	ADM-311SVCS	207949	10190	10001658	0001	10000	581165		-6,799	-6,799	6,799	0	0	-6,799	-6,799	6,799	0	0	-6,799			
DBI-ADM	DBI	ADM	ADM-311SVCS	207949	10200	10039761	0001	22440	581165		0	0	0	0	0	0	0	0	0	0	0			
DBI-ADM	DBI	ADM	ADM-311SVCS	229320	10190	10001655	0001	10000	581165		-38,753	-38,753	38,753	0	0	-38,753	-38,753	38,753	0	0	-38,753			
DBI-ADM	DBI	ADM	ADM-311SVCS	229320	10200	10039761	0001	22440	581165		0	0	-55,000	0	-55,000	0	0	-55,000	0	-55,000	0			
DBI-ADM	DBI	ADM	ADM-CAPPLANPROG	229320	10250	10022565	0002	16680	581167		-110,590	0	0	0	0	0	0	0	0	0	0			
DEM-ADM	DEM	ADM	ADM-311SVCS	207644	10000	10003071	0001	10000	486310		23,831	23,831	0	0	23,831	23,831	23,831	0	0	23,831	23,831			
DEM-ADM	DEM	ADM	ADM-GENSVCS	228856	10000	10003082	0001	10000	486310		0	0	0	0	0	0	0	0	0	0	0			
DEM-ADM	DEM	ADM	ADM-GENSVCS	285644	13560	10038200	0001	10001	581160		0	0	0	0	0	0	0	0	0	0	0			
DEM-ADM	DEM	ADM	ADM-311SVCS	229985	10000	10001776	0001	10000	581165		-23,831	-23,831	0	0	-23,831	-23,831	-23,831	0	0	-23,831	-23,831			
DPA-ADM	DPA	ADM	ADM-GENSVCS	228880	28310	10003088	0001	10000	486565		0	0	0	0	0	0	0	0	0	0	0	Is-Purch-Reproduction		
DPA-ADM	DPA	ADM	ADM-GENSVCS	232178	27500	10001625	0001	10000	486565		0	0	0	0	0	0	0	0	0	0	0	Is-Purch-Centrl Shop- AutoMaint & fuelstock		
DPA-ADM	DPA	ADM	DPA	228875	14300	10001302	0011	17378	486565		0	0	0	0	0	0	0	0	0	0	0	Rent Paid To ADM Real Estate		
DPA-ADM	DPA	ADM	ADM-GENSVCS	209644	10000	10001908	0001	10000	581710		0	0	0	0	0	0	0	0	0	0	0	Is-Purch-Centrl Shop- AutoMaint		
DPA-ADM	DPA	ADM	ADM-GENSVCS	209644	10000	10001908	0001	10000	581740		0	0	0	0	0	0	0	0	0	0	0	Is-Purch-Centrl Shop- fuelstock		
DPA-ADM	DPA	ADM	ADM-GENSVCS	209644	10000	10001908	0001	10000	581820		0	0	0	0	0	0	0	0	0	0	0	Is-Purch-Reproduction		
DPA-ADM	DPA	ADM	DPA	209644	10000	10001908	0001	10000	581890		0	0	0	0	0	0	0	0	0	0	0	Rent Paid To Real Estate		
DPH-ADM	DPH	ADM	ADM-OCA	232177	10000	10003069	0001	10000	486370		232,995	232,995	-232,995	-232,995	0	0	232,995	-232,995	-232,995	0	0			
DPH-ADM	DPH	ADM	ADM-OCA	232177	10060	10003069	0001	10002	486370		0	0	232,995	232,995	232,995	232,995	0	232,995	232,995	232,995	232,995	232,995		
DPH-ADM	DPH	ADM	ADM-OCA	232177	10000	10003069	0001	10000	486380		360,195	360,195	0	-360,195	360,195	0	360,195	0	-360,195	360,195	0			
DPH-ADM	DPH	ADM	ADM-OCA	232177	10060	10003069	0001	10002	486380		0	0	0	360,195	0	360,195	0	0	360,195	0	360,195			
DPH-ADM	DPH	ADM	ADM-OCA	190644	10000	10001659	0004	10000	581750		-232,995	-232,995	0	0	-232,995	-232,995	-232,995	0	0	-232,995	-232,995			
DPH-ADM	DPH	ADM	ADM-OCA	210654	21080	10001834	0001	10000	581750		-360,195	-360,195	0	0	-360,195	-360,195	-360,195	0	0	-360,195	-360,195			
DPW-ADM	DPW	ADM	ADM-GENSVCS	228856	10000	10003081	0001	10000	486560		2,092,330	0	0	0	0	0	0	0	0	0	0			
DPW-ADM	DPW	ADM	ADM-GENSVCS	228856	10000	10003083	0001	10000	486560		0	0	0	0	0	0	0	0	0	0	0			
DPW-ADM	DPW	ADM	ADM-OCA	232177	10000	10003069	0001	10000	486560		464,651	464,651	0	-464,651	464,651	0	464,651	0	-464,651	464,651	0			
DPW-ADM	DPW	ADM	ADM-OCA	232177	10060	10003069	0001	10002	486560		0	0	0	464,651	0	464,651	0	0	464,651	0	464,651			
DPW-ADM	DPW	ADM	ADM-OLSE	207652	10000	10003086	0001	10000	486560		339,660	339,660	0	0	339,660	339,660	339,660	0	0	339,660	339,660			
DPW-ADM	DPW	ADM	ADM-GENSVCS	232636	13920	10029981	0001	20677	581160		-2,092,330	0	0	0	0	0	0	0	0	0	0			
DPW-ADM	DPW	ADM	ADM-OCA	207729	13920	10029981	0001	20677	581750		0	0	0	0	0	0	0	0	0	0	0			
DPW-ADM	DPW	ADM	ADM-OCA	232636	13920	10029981	0001	20677	581750		-464,651	-464,651	0	0	-464,651	-464,651	-464,651	0	0	-464,651	-464,651			
DPW-ADM	DPW	ADM	ADM-OLSE	207950	13920	10029981	0002	20675	581780		-194,830	-194,830	0	0	-194,830	-194,830	-194,830	0	0	-194,830	-194,830			
DPW-ADM	DPW	ADM	ADM-OLSE	207954	13920	10029981	0002	20678	581780		-144,830	-144,830	0	0	-144,830	-144,830	-144,830	0	0	-144,830	-144,830			
ECN-ADM	ECN	ADM	ADM-GENSVCS	228856	10000	10003082	0001	10000	486100		50,000	50,000	0	0	50,000	50,000	50,000	0	0	50,000	50,000			
ECN-ADM	ECN	ADM	ADM-OLSE	207652	10000	10003086	0001	10000	486100		140,000	140,000	0	0	140,000	140,000	140,000	0	0	140,000	140,000			
ECN-ADM	ECN	ADM	ADM-GENSVCS	229991	10000	10026724	0001	10000	581160		-50,000	-50,000	0	0	-50,000	-50,000	-50,000	0	0	-50,000	-50,000			
ECN-ADM	ECN	ADM	ADM-OLSE	207766	10010	10022546	0008	16663	581780		-90,000	-90,000	0	0	-90,000	-90,000	-90,000	0	0	-90,000	-90,000			
ECN-ADM	ECN	ADM	ADM-OLSE	207767	10010	10022531	0132	16652	581780		-50,000	-50,000	0	0	-50,000	-50,000	-50,000	0	0	-50,000	-50,000			
ETH-ADM	ETH	ADM	ADM-OCA	232177	10000																			

Dept Pair	Requesting	Performing	WO Ref ID	Dept ID	Fund	Project	Activity	Authority	Account	Agency Use	FY 2022-23 Original	FY 2023-24 Rollover	FY 2023-24 Requesting Changes	FY 2023-24 Performing Changes	FY 2023-24 Requesting Proposal	FY 2023-24 Performing Proposal	FY 2024-25 Rollover	FY 2024-25 Requesting Changes	FY 2024-25 Performing Changes	FY 2024-25 Requesting Proposal	FY 2024-25 Performing Proposal	Requesting Comments	Performing Comments	
HOM-ADM	HOM	ADM	ADM-311SVCS	203646	10000	10037475	0001	10000	581165		-229,828	-229,828	0	0	-229,828	-229,828	-229,828	0	0	-229,828	-229,828			
HSA-ADM	HSA	ADM	ADM-IMMIGRANTSVCS	207650	10000	10001299	0001	10000	486690		200,000	200,000	0	0	200,000	200,000	200,000	0	0	200,000	200,000			
HSA-ADM	HSA	ADM	ADM-OCA	232177	10000	10003069	0001	10000	486690		276,987	276,987	-276,987	-276,987	0	0	276,987	-276,987	-276,987	0	0	0	Removing work order that will be Centrally Loaded starting in FY 23-24	
HSA-ADM	HSA	ADM	ADM-OCA	232177	10060	10003069	0001	10002	486690		0	0	0	276,987	0	276,987	0	0	276,987	0	276,987			
HSA-ADM	HSA	ADM	ADM-IMMIGRANTSVCS	149673	10000	10001705	0002	10000	581166		-200,000	-200,000	0	0	-200,000	-200,000	-200,000	0	0	-200,000	-200,000			
HSA-ADM	HSA	ADM	ADM-OCA	149658	10000	10001700	0001	10000	581750		-276,987	-276,987	276,987	0	0	-276,987	-276,987	276,987	0	0	-276,987	-276,987	Removing work order that will be Centrally Loaded starting in FY 23-24	
MTA-ADM	MTA	ADM	ADM-OLSE	207652	10000	10003086	0001	10000	486460		180,486	180,486	0	0	180,486	180,486	180,486	0	0	180,486	180,486			
MTA-ADM	MTA	ADM	ADM-311SVCS	207644	10000	10003071	0001	10000	486550		6,208,542	6,208,542	0	0	6,208,542	6,208,542	6,208,542	0	0	6,208,542	6,208,542			
MTA-ADM	MTA	ADM	ADM-OCA	232177	10000	10003069	0001	10000	486550		308,592	308,592	0	-308,592	308,592	0	308,592	0	-308,592	308,592	0	0		
MTA-ADM	MTA	ADM	ADM-OCA	232177	10060	10003069	0001	10002	486550		0	0	0	308,592	0	308,592	0	0	308,592	0	308,592	308,592		
MTA-ADM	MTA	ADM	ADM-311SVCS	138688	22305	10001721	0023	10000	581165		-200,000	-200,000	0	0	-200,000	-200,000	-200,000	0	0	-200,000	-200,000			
MTA-ADM	MTA	ADM	ADM-311SVCS	197646	22265	10001719	0023	10000	581165		-6,008,542	-6,008,542	0	0	-6,008,542	-6,008,542	-6,008,542	0	0	-6,008,542	-6,008,542			
MTA-ADM	MTA	ADM	ADM-OCA	207781	22265	10001719	0023	10000	581750		-154,296	-154,296	0	0	-154,296	-154,296	-154,296	0	0	-154,296	-154,296			
MTA-ADM	MTA	ADM	ADM-OCA	207781	22305	10001719	0023	10000	581750		-154,296	-154,296	0	0	-154,296	-154,296	-154,296	0	0	-154,296	-154,296			
MTA-ADM	MTA	ADM	ADM-OLSE	138711	22265	10001719	0023	10000	581780		-180,486	-180,486	0	0	-180,486	-180,486	-180,486	0	0	-180,486	-180,486			
MYR-ADM	MYR	ADM	ADM-DIGITALSVCS	208671	10020	10022322	0001	16537	486450		2,139,472	2,316,886	50,099	50,099	2,366,985	2,366,985	2,316,886	111,279	111,279	2,428,165	2,428,165	update to DS workorder per ADM		
MYR-ADM	MYR	ADM	ADM-OLSE	207652	10000	10003086	0001	10000	486450		219,692	219,527	6,470	6,470	225,997	225,997	219,527	12,012	12,012	231,539	231,539	update to OLSE workorder per ADM		
MYR-ADM	MYR	ADM	OFF-BUDGET	208672	10060	10003070	0001	10002	487110		82,000	82,000	0	0	82,000	82,000	82,000	0	0	82,000	82,000			
MYR-ADM	MYR	ADM	OFF-BUDGET	228856	10000	10003082	0001	10000	487110		133,331	133,331	0	0	133,331	133,331	133,331	0	0	133,331	133,331			
MYR-ADM	MYR	ADM	OFF-BUDGET	232178	27500	10001625	0001	10000	487110		4,365	4,392	0	0	4,392	4,392	4,392	0	0	4,392	4,392			
MYR-ADM	MYR	ADM	ADM-DIGITALSVCS	232065	10580	10023908	5000	17166	581161		-626,724	-626,724	626,724	626,724	0	0	-626,724	626,724	626,724	0	0	0	update authority code	
MYR-ADM	MYR	ADM	ADM-DIGITALSVCS	232065	10580	10023908	5000	17190	581161		0	0	-626,724	-626,724	-626,724	-626,724	0	-626,724	-626,724	-626,724	-626,724	update authority code		
MYR-ADM	MYR	ADM	ADM-DIGITALSVCS	232065	10795	10023900	0006	17182	581161		-1,512,748	-1,690,162	-50,099	-50,099	-1,740,261	-1,740,261	-1,690,162	-111,279	-111,279	-1,801,441	-1,801,441	update to DS workorder per ADM		
MYR-ADM	MYR	ADM	ADM-OLSE	232065	10795	10023900	0006	17182	581780		-219,692	-219,527	-6,470	-6,470	-225,997	-225,997	-219,527	-12,012	-12,012	-231,539	-231,539	update to OLSE workorder per ADM		
PDR-ADM	PDR	ADM	ADM-EXAMINER	284641	10000	10001624	0001	10000	486510		4,000	4,000	0	0	4,000	4,000	4,000	0	0	4,000	4,000			
PDR-ADM	PDR	ADM	ADM-EXAMINER	232082	10000	10001889	0001	10000	581230		-4,000	-4,000	0	0	-4,000	-4,000	-4,000	0	0	-4,000	-4,000			
POL-ADM	POL	ADM	ADM-EXAMINER	284641	10000	10001624	0001	10000	486500		791,000	791,000	0	0	791,000	791,000	791,000	0	0	791,000	791,000			
POL-ADM	POL	ADM	ADM-EXAMINER	232086	13610	10024117	0001	17256	581230		-100,000	-100,000	0	0	-100,000	-100,000	-100,000	0	0	-100,000	-100,000			
POL-ADM	POL	ADM	ADM-EXAMINER	232092	10000	10001892	0001	10000	581230		-691,000	-691,000	0	0	-691,000	-691,000	-691,000	0	0	-691,000	-691,000			
POL-ADM	POL	ADM	ADM-EXAMINER	232092	13600	10024183	0006	17299	581230		0	0	0	0	0	0	0	0	0	0	0	0		
PRT-ADM	PRT	ADM	ADM-GENSVCS	228856	10000	10003082	0001	10000	486530		58,737	58,737	0	0	58,737	58,737	58,737	0	0	58,737	58,737			
PRT-ADM	PRT	ADM	ADM-GENSVCS	278641	11430	10003073	0001	10000	486530		95,000	95,000	0	0	95,000	95,000	95,000	0	0	95,000	95,000			
PRT-ADM	PRT	ADM	ADM-OLSE	207652	10000	10003086	0001	10000	486530		22,599	22,599	0	0	22,599	22,599	22,599	0	0	22,599	22,599			
PRT-ADM	PRT	ADM	ADM-GENSVCS	109756	23680	10026768	0001	10000	581160	10264	-58,737	-58,737	0	0	-58,737	-58,737	-58,737	0	0	-58,737	-58,737			
PRT-ADM	PRT	ADM	ADM-GENSVCS	109787	23680	10026768	0001	10000	581160	10266	-95,000	-95,000	0	0	-95,000	-95,000	-95,000	0	0	-95,000	-95,000			
PRT-ADM	PRT	ADM	ADM-OLSE	109756	23680	10026768	0001	10000	581780	10264	-22,599	-22,599	0	0	-22,599	-22,599	-22,599	0	0	-22,599	-22,599			
PUC-ADM	PUC	ADM	ADM-311SVCS	207644	10000	10003071	0001	10000	486740		516,464	516,464	0	0	516,464	516,464	516,464	0	0	516,464	516,464			
PUC-ADM	PUC	ADM	ADM-GENSVCS	228856	10000	10003082	0001	10000	486740		66,710	66,710	0	0	66,710	66,710	66,710	0	0	66,710	66,710			
PUC-ADM	PUC	ADM	ADM-OCA	232177	10000	10003069	0001	10000	486740		1,098,101	1,098,333	0	-1,098,333	1,098,333	0	1,098,333	0	-1,098,333	1,098,333	0	0		
PUC-ADM	PUC	ADM	ADM-OCA	232177	10060	10003069	0001	10002	486740		0	0	0	1,098,333	0	1,098,333	0	0	1,098,333	0	1,098,333	1,098,333		
PUC-ADM	PUC	ADM	ADM-OLSE	207652	10000	10003086	0001	10000	486740		339,591	339,591	0	0	33									



Dept Pair	Requesting	Performing	WO Ref ID	Dept ID	Fund	Project	Activity	Authority	Account	Agency Use	FY 2022-23 Original	FY 2023-24 Rollover	FY 2023-24 Requesting Changes	FY 2023-24 Performing Changes	FY 2023-24 Requesting Proposal	FY 2023-24 Performing Proposal	FY 2024-25 Rollover	FY 2024-25 Requesting Changes	FY 2024-25 Performing Changes	FY 2024-25 Requesting Proposal	FY 2024-25 Performing Proposal	Requesting Comments	Performing Comments
PUC-ADM	PUC	ADM	ADM-311SVCS	232127	27180	10026772	0001	10000	581165		-516,464	-516,464	0	0	-516,464	-516,464	-516,464	0	0	-516,464	-516,464		
PUC-ADM	PUC	ADM	ADM-OCA	229281	20160	10030002	0001	10000	581750		0	0	0	0	0	0	0	0	0	0	0		
PUC-ADM	PUC	ADM	ADM-OCA	267641	27180	10026775	0001	10000	581750		-1,090,376	-1,090,376	0	0	-1,090,376	-1,090,376	-1,090,376	0	0	-1,090,376	-1,090,376		
PUC-ADM	PUC	ADM	ADM-OCA	267643	27180	10026776	0001	10000	581750		0	0	0	0	0	0	0	0	0	0	0		
PUC-ADM	PUC	ADM	ADM-OCA	276641	27180	10026778	0006	10000	581750		-7,725	-7,957	0	0	-7,957	-7,957	-7,957	0	0	-7,957	-7,957		
PUC-ADM	PUC	ADM	ADM-OLSE	276641	27180	10026778	0006	10000	581780		-339,591	-339,591	0	0	-339,591	-339,591	-339,591	0	0	-339,591	-339,591		
REC-ADM	REC	ADM	ADM-OLSE	207652	10000	10003086	0001	10000	486630		22,000	22,000	0	0	22,000	22,000	22,000	0	0	22,000	22,000		
REC-ADM	REC	ADM	ADM-OLSE	262692	10080	10001739	0001	10002	581780		-22,000	-22,000	0	0	-22,000	-22,000	-22,000	0	0	-22,000	-22,000		
REG-ADM	REG	ADM	ADM-GENSVCS	228856	10000	10003082	0001	10000	486610		196,000	196,000	0	0	196,000	196,000	196,000	0	0	196,000	196,000		
REG-ADM	REG	ADM	ADM-GENSVCS	232302	10000	10026787	0001	10000	581160		-196,000	-196,000	0	0	-196,000	-196,000	-196,000	0	0	-196,000	-196,000		
RNT-ADM	RNT	ADM	ADM-311SVCS	207644	10000	10003071	0001	10000	486570		330,000	330,000	95,100	95,100	425,100	425,100	330,000	107,127	107,127	437,127	437,127		
RNT-ADM	RNT	ADM	ADM-GENSVCS	228856	10000	10003082	0001	10000	486570		155,000	155,000	0	0	155,000	155,000	155,000	0	0	155,000	155,000		
RNT-ADM	RNT	ADM	ADM-GENSVCS	232325	10850	10026789	0001	10000	581160		-155,000	-155,000	0	0	-155,000	-155,000	-155,000	0	0	-155,000	-155,000		
RNT-ADM	RNT	ADM	ADM-311SVCS	232325	10850	10026789	0001	10000	581165		-330,000	-330,000	-95,100	-95,100	-425,100	-425,100	-330,000	-107,127	-107,127	-437,127	-437,127		
SDA-ADM	SDA	ADM	ADM-GENSVCS	228880	28310	10003088	0001	10000	486671		0	0	3,000	0	3,000	0	0	3,000	0	3,000	0	0 Reproduction services	
SDA-ADM	SDA	ADM	ADM-GENSVCS	210723	10010	10037651	0001	21789	581820		0	0	-3,000	0	-3,000	0	0	-3,000	0	-3,000	0	0 Reproduction Services	
SDA-ADM	SDA	ADM	SDA	210723	10010	10037651	0001	21789	581820		0	0	0	0	0	0	0	0	0	0	0	0 Reproduction Services	
SHF-ADM	SHF	ADM	ADM-EXAMINER	284641	10000	10001624	0001	10000	486670		2,000	2,000	0	0	2,000	2,000	2,000	0	0	2,000	2,000		
SHF-ADM	SHF	ADM	ADM-EXAMINER	232331	10000	10001944	0001	10000	581230		-2,000	-2,000	0	0	-2,000	-2,000	-2,000	0	0	-2,000	-2,000		
TIS-ADM	TIS	ADM	ADM-DATAPOLICYPRIVACY	208671	10020	10022322	0003	16537	486710		0	0	1,473,368	1,473,368	1,473,368	1,473,368	0	1,497,639	1,497,639	1,497,639	1,497,639		
TIS-ADM	TIS	ADM	ADM-DATAPOLICYPRIVACY	210661	10060	10034952	0001	10002	486710		1,454,689	1,452,647	-1,452,647	-1,452,647	0	0	1,452,647	-1,452,647	-1,452,647	0	0		
TIS-ADM	TIS	ADM	ADM-DIGITALSVCS	208671	10020	10022322	0001	16537	486710		5,037,045	6,148,970	1,110,710	1,110,710	7,259,680	7,259,680	6,148,970	1,619,490	1,619,490	7,768,460	7,768,460		
TIS-ADM	TIS	ADM	ADM-GENSVCS	228856	10000	10003081	0001	10000	486710		1,563,221	1,558,645	161,456	161,456	1,720,101	1,720,101	1,558,645	216,279	216,279	1,774,924	1,774,924		
TIS-ADM	TIS	ADM	ADM-GENSVCS	228856	10000	10003083	0001	10000	486710		248,328	247,579	-13,402	-13,402	234,177	234,177	247,579	-13,402	-13,402	234,177	234,177		
TIS-ADM	TIS	ADM	ADM-OCA	232177	10000	10003069	0001	10000	486710		130,163	130,163	0	-130,163	130,163	0	130,163	0	-130,163	130,163	0		
TIS-ADM	TIS	ADM	ADM-OCA	232177	10060	10003069	0001	10002	486710		0	0	0	130,163	0	130,163	0	0	130,163	0	130,163		
TIS-ADM	TIS	ADM	ADM-DATAPOLICYPRIVACY	208671	10020	10022322	0003	16537	487230		0	0	41,230	41,230	41,230	41,230	0	51,328	51,328	51,328	51,328		
TIS-ADM	TIS	ADM	ADM-DATAPOLICYPRIVACY	210661	10060	10034952	0001	10002	487230		26,670	34,687	-34,687	-34,687	0	0	34,687	-34,687	-34,687	0	0		
TIS-ADM	TIS	ADM	OFF-BUDGET	208671	10020	10022322	0001	16537	487230		0	0	0	0	0	0	0	0	0	0	0		
TIS-ADM	TIS	ADM	ADM-DATAPOLICYPRIVACY	232334	28070	10024777	0001	17582	581085		-1,454,689	-1,452,647	-61,951	-61,951	-1,514,598	-1,514,598	-1,452,647	-96,320	-96,320	-1,548,967	-1,548,967		
TIS-ADM	TIS	ADM	ADM-GENSVCS	232341	28070	10024777	0001	17582	581160		-1,811,549	-1,806,224	-148,054	-148,054	-1,954,278	-1,954,278	-1,806,224	-202,877	-202,877	-2,009,101	-2,009,101		
TIS-ADM	TIS	ADM	ADM-DIGITALSVCS	207924	28070	10024777	0001	17582	581161		-5,037,045	-6,148,970	-1,110,710	-1,110,710	-7,259,680	-7,259,680	-6,148,970	-1,619,490	-1,619,490	-7,768,460	-7,768,460		
TIS-ADM	TIS	ADM	ADM-OCA	232341	28070	10024777	0001	17582	581750		-130,163	-130,163	0	0	-130,163	-130,163	-130,163	0	0	-130,163	-130,163		
TTX-ADM	TTX	ADM	ADM-311SVCS	207644	10000	10003071	0001	10000	486720		1,543,358	1,543,358	0	0	1,543,358	1,543,358	1,543,358	0	0	1,543,358	1,543,358		
TTX-ADM	TTX	ADM	OFF-BUDGET	228880	28310	10003088	0001	10000	487240		243,366	243,366	0	0	243,366	243,366	243,366	0	0	243,366	243,366		
TTX-ADM	TTX	ADM	ADM-311SVCS	232351	10020	10025092	0001	17621	581165		-764,706	-764,706	0	0	-764,706	-764,706	-764,706	0	0	-764,706	-764,706		
TTX-ADM	TTX	ADM	ADM-311SVCS	232352	10000	10001750	0001	10000	581165		-668,412	-668,412	0	0	-668,412	-668,412	-668,412	0	0	-668,412	-668,412		
TTX-ADM	TTX	ADM	ADM-311SVCS	232353	10060	10033329	0001	10002	581165		-55,120	-55,120	0	0	-55,120	-55,120	-55,120	0	0	-55,120	-55,120		
TTX-ADM	TTX	ADM	ADM-311SVCS	232353	10060	10036102	0001	10002	581165		-55,120	-55,120	0	0	-55,120	-55,120	-55,120	0	0	-55,120	-55,120		
TTX-ADM	TTX	ADM	ADM-311SVCS	232353	11201	10036593	0001	20473	581165		0	0	0	0	0	0	0	0	0	0	0		
USD-ADM	USD	ADM	OFF-BUDGET	228880	28310	10003088	0001	10000	487190		70,000	70,000	0	0	70,000	70,000	70,000	0	0	70,000	70,000		
WOM-ADM	WOM	ADM	ADM-GENSVCS	228856	10000	10003082	0001	10000	486790		0	0	0	0	0	0	0	0	0	0	0		
WOM-ADM	WOM	ADM	ADM-GENSVCS	232395	10000	10026801	0001	10000	581160		0	0	0	0	0	0	0	0	0	0	0		

















This report is filtered for work orders that are not balanced between requesting and performing departments. To remove or change this filter and view all work orders, go to the "Input Controls" in the navigation pane; change the value under Report Input Controls.

Dept Pair	Requesting	Providing	WO Ref ID	Account	Account Title	FY 2023-24 Rollover	FY 2023-24 Requesting Proposal	FY 2023-24 Performing Proposal	FY 2023-24 Form Spread	FY 2024-25 Rollover	FY 2024-25 Requesting Proposal	FY 2024-25 Performing Proposal	FY 2024-25 Form Spread
ADM-MTA	ADM	MTA	MTA-PRKG+TRAFFIC	486030	Exp Rec Fr Admin Svcs (AAO)	257,500	275,000	257,500	17,500	257,500	283,250	257,500	25,750
ADM-MTA	ADM	MTA	MTA-PRKG+TRAFFIC	486150	Exp Rec Fr Adm (AAO)	150,000	150,000	150,000	0	150,000	150,000	150,000	0
ADM-MTA	ADM	MTA	MTA-PRKG+TRAFFIC	581770	GF-Parking & Traffic	-407,500	-425,000	-407,500	-17,500	-407,500	-433,250	-407,500	-25,750
ADM-PUC	ADM	PUC	PUC-HETCHHETCHY	486030	Exp Rec Fr Admin Svcs (AAO)	3,039,602	977,956	977,956	0	3,039,602	1,007,295	1,007,295	0
ADM-PUC	ADM	PUC	PUC-HETCHHETCHY	581014	GF-PUC-Hetch Hetchy	-3,039,602	-977,956	-977,956	0	-3,039,602	-1,007,294	-1,007,294	0
ADM-PUC	ADM	PUC	PUC-WTRSVCS	486030	Exp Rec Fr Admin Svcs (AAO)	153,830	701,040	701,040	0	153,830	722,074	722,074	0
ADM-PUC	ADM	PUC	PUC-WTRSVCS	581061	Ef-PUC-Water	-153,830	-701,040	-701,040	0	-153,830	-722,074	-722,071	-3
ASR-ADM	ASR	ADM	ADM-OCA	486070	Exp Rec Fr Assessor (AAO)	155,380	0	155,380	-155,380	155,380	0	155,380	-155,380
ASR-ADM	ASR	ADM	ADM-OCA	581750	GF-Purch-General Office	-155,380	0	-155,380	155,380	-155,380	0	-155,380	155,380
ETH-ADM	ETH	ADM	ADM-OCA	486280	Exp Rec Fr Ethic Comssn AAO	50,551	50,551	0	50,551	50,551	50,551	0	50,551
ETH-ADM	ETH	ADM	ADM-OCA	581750	GF-Purch-General Office	-50,551	-50,551	0	-50,551	-50,551	-50,551	0	-50,551
HSA-ADM	HSA	ADM	ADM-OCA	486690	Exp Rec Fr Human Services AAO	276,987	0	276,987	-276,987	276,987	0	276,987	-276,987
HSA-ADM	HSA	ADM	ADM-OCA	581750	GF-Purch-General Office	-276,987	0	-276,987	276,987	-276,987	0	-276,987	276,987
SDA-ADM	SDA	ADM	ADM-GENSVCS	486671	Exp Rec Fr SDA-Accountability	0	3,000	0	3,000	0	3,000	0	3,000
SDA-ADM	SDA	ADM	ADM-GENSVCS	581820	Is-Purch-Reproduction	0	-3,000	0	-3,000	0	-3,000	0	-3,000

**ADM-PERMIT**

Dept Pair	Balance IN ER	FY 2023-24 Requesting Expense	FY 2023-24 Performing Recovery	FY 2023-24 Expense vs Recovery	FY 2024-25 Requesting Expense	FY 2024-25 Performing Recovery	FY 2024-25 Expense vs Recovery
PUC-ADM	N	176,724	176,723	1	176,724	176,723	1
		176,724	176,723	1	176,724	176,723	1

**PUC-SEWER**

Dept Pair	Balance IN ER	FY 2023-24 Requesting Expense	FY 2023-24 Performing Recovery	FY 2023-24 Expense vs Recovery	FY 2024-25 Requesting Expense	FY 2024-25 Performing Recovery	FY 2024-25 Expense vs Recovery
ADM-PUC	N	993,125	993,125	0	993,125	993,125	0
		993,125	993,125	0	993,125	993,125	0



Dept Pair		Requesting	Performing	WO Ref ID	WO Ref Title	Dept ID	Dept ID Title	Fund	Fund Title	Project	Project Title	Activity	Activity Title	Authority Lvl 1	Authority Lvl 1 Title	Authority	Authority Title	Account	Account Title	Agency Use	Agency Use Title	FY 2022-23 Original	FY 2023-24 Rollover	FY 2023-24 Centrally Loaded Changes	FY 2023-24 Centrally Loaded Proposal	FY 2024-25 Rollover	FY 2024-25 Centrally Loaded Changes	FY 2024-25 Centrally Loaded Proposal	Centrally Loaded Comments
ADM-ADM	ADM	ADM	ADM-49SVN	581083-ADM-Real Estate 49 SVN Rent	228875	ADM Real Estate Division	14300	SR Real Property	10001302	ADRE Real Estate Operations	0053	49 South Van Ness Building	17378	Real Estate Real Property Fund	17378	Real Estate Real Property Fund	486030	Exp Rec Fr Admin Svcs (AAO)	224,023	237,557	0	237,557	237,557	0	237,557	0	237,557	0	
ADM-ADM	ADM	ADM	ADM-49SVN	581083-ADM-Real Estate 49 SVN Rent	228875	ADM Real Estate Division	14300	GF Work Order	10034033	ADRE 49SVN Permit Center	0001	Permit Center Operations	10002	Interdepartmental-Overhead	10002	Interdepartmental-Overhead	486600	Exp Rec Fr Real Estate (AAO)	0	0	0	0	0	0	0	0	0	0	0
ADM-ADM	ADM	ADM	ADM-49SVN	581083-ADM-Real Estate 49 SVN Rent	228875	ADM Real Estate Division	14300	SR Real Property	10001302	ADRE Real Estate Operations	0053	49 South Van Ness Building	17378	Real Estate Real Property Fund	17378	Real Estate Real Property Fund	486600	Exp Rec Fr Real Estate (AAO)	2,365,197	2,508,091	0	2,508,091	2,508,091	0	2,508,091	0	2,508,091	0	
ADM-ADM	ADM	ADM	ADM-49SVN	581083-ADM-Real Estate 49 SVN Rent	210100	ADM Office of Cannabis	10010	GF Annual Authority Ctrl	10031161	AD Office Of Cannabis	0001	Office Of Cannabis	19666	AD Office Of Cannabis	19666	AD Office Of Cannabis	581083	ADM-Real Estate 49 SVN Rent	-65,423	-69,376	0	-69,376	-69,376	0	-69,376	0	-69,376	0	
ADM-ADM	ADM	ADM	ADM-49SVN	581083-ADM-Real Estate 49 SVN Rent	228875	ADM Real Estate Division	10020	GF Continuing Authority Ctrl	10034033	ADRE 49SVN Permit Center	0001	Permit Center Operations	20925	ADRE Permit Center Operating	20925	ADRE Permit Center Operating	581083	ADM-Real Estate 49 SVN Rent	0	0	0	0	0	0	0	0	0	0	0
ADM-ADM	ADM	ADM	ADM-49SVN	581083-ADM-Real Estate 49 SVN Rent	228875	ADM Real Estate Division	10060	GF Work Order	10034033	ADRE 49SVN Permit Center	0001	Permit Center Operations	10002	Interdepartmental-Overhead	10002	Interdepartmental-Overhead	581083	ADM-Real Estate 49 SVN Rent	-2,365,197	-2,508,091	0	-2,508,091	-2,508,091	0	-2,508,091	0	-2,508,091	0	
ADM-ADM	ADM	ADM	ADM-49SVN	581083-ADM-Real Estate 49 SVN Rent	296646	ADM Entertainment Commission	10010	GF Annual Authority Ctrl	10030367	ADEC Entertainment Commission	0001	Entertainment Comm Operations	16519	Entertainment Commission Fund	16519	Entertainment Commission Fund	581083	ADM-Real Estate 49 SVN Rent	-158,600	-168,181	0	-168,181	-168,181	0	-168,181	0	-168,181	0	
BOA-ADM	BOA	ADM	ADM-49SVN	581083-ADM-Real Estate 49 SVN Rent	228875	ADM Real Estate Division	14300	SR Real Property	10001302	ADRE Real Estate Operations	0053	49 South Van Ness Building	17378	Real Estate Real Property Fund	17378	Real Estate Real Property Fund	486490	Exp Rec Fr Permit Appeals AAO	80,243	85,091	0	85,091	85,091	0	85,091	0	85,091	0	
BOA-ADM	BOA	ADM	ADM-49SVN	581083-ADM-Real Estate 49 SVN Rent	232076	BOA Board of Appeals	10000	GF Annual Account Ctrl	10026677	BA Appeals Processing	0001	BA Appeals Processing	10000	Operating	10000	Operating	581083	ADM-Real Estate 49 SVN Rent	-80,243	-85,091	0	-85,091	-85,091	0	-85,091	0	-85,091	0	
CPC-ADM	CPC	ADM	ADM-49SVN	581083-ADM-Real Estate 49 SVN Rent	228875	ADM Real Estate Division	14300	SR Real Property	10001302	ADRE Real Estate Operations	0053	49 South Van Ness Building	17378	Real Estate Real Property Fund	17378	Real Estate Real Property Fund	486230	Exp Rec Fr City Planning (AAO)	3,178,349	3,370,370	0	3,370,370	3,370,370	0	3,370,370	0	3,370,370	0	
CPC-ADM	CPC	ADM	ADM-49SVN	581083-ADM-Real Estate 49 SVN Rent	229236	CPC Administration	10000	GF Annual Account Ctrl	10001645	CP Administration	0001	CP Administration	10000	Operating	10000	Operating	581083	ADM-Real Estate 49 SVN Rent	-3,178,349	-3,370,370	0	-3,370,370	-3,370,370	0	-3,370,370	0	-3,370,370	0	
DBI-ADM	DBI	ADM	ADM-49SVN	581083-ADM-Real Estate 49 SVN Rent	228875	ADM Real Estate Division	14300	SR Real Property	10001302	ADRE Real Estate Operations	0053	49 South Van Ness Building	17378	Real Estate Real Property Fund	17378	Real Estate Real Property Fund	486110	Exp Rec Fr Bldg Inspection AAO	3,062,309	3,250,653	0	3,250,653	3,250,653	0	3,250,653	0	3,250,653	0	
DBI-ADM	DBI	ADM	ADM-49SVN	581083-ADM-Real Estate 49 SVN Rent	207948	DBI IS Inspection Services-Gen	10190	SR BIF Operating Project	10001656	BI Building Inspection Service	0001	Building Inspection Services	10000	Operating	10000	Operating	581083	ADM-Real Estate 49 SVN Rent	-3,062,309	-3,250,653	0	-3,250,653	-3,250,653	0	-3,250,653	0	-3,250,653	0	
DPH-ADM	DPH	ADM	ADM-49SVN	581083-ADM-Real Estate 49 SVN Rent	228875	ADM Real Estate Division	14300	SR Real Property	10001302	ADRE Real Estate Operations	0053	49 South Van Ness Building	17378	Real Estate Real Property Fund	17378	Real Estate Real Property Fund	486370	Exp Rec Fr Comm Health Svc AAO	1,814,706	1,924,342	0	1,924,342	1,924,342	0	1,924,342	0	1,924,342	0	
DPH-ADM	DPH	ADM	ADM-49SVN	581083-ADM-Real Estate 49 SVN Rent	251975	HPH EnvHrHth	10000	GF Annual Account Ctrl	10026708	HD Environmental Health Svcs	0001	Environmental Health	10000	Operating	10000	Operating	581083	ADM-Real Estate 49 SVN Rent	-1,814,706	-1,924,342	0	-1,924,342	-1,924,342	0	-1,924,342	0	-1,924,342	0	
DPH-ADM	DPH	ADM	ADM-49SVN	581083-ADM-Real Estate 49 SVN Rent	251975	HPH EnvHrHth	10020	GF Continuing Authority Ctrl	10034552	HD 49 SVN Relocation Admin	0001	Relocation Admin	20739	EnvHrHth 49SVN Move	20739	EnvHrHth 49SVN Move	581083	ADM-Real Estate 49 SVN Rent	0	0	0	0	0	0	0	0	0	0	0
DPW-ADM	DPW	ADM	ADM-49SVN	581083-ADM-Real Estate 49 SVN Rent	228875	ADM Real Estate Division	14300	SR Real Property	10001302	ADRE Real Estate Operations	0053	49 South Van Ness Building	17378	Real Estate Real Property Fund	17378	Real Estate Real Property Fund	486560	Exp Rec Fr Public Works (AAO)	10,541,178	11,172,940	0	11,172,940	11,172,940	0	11,172,940	0	11,172,940	0	
DPW-ADM	DPW	ADM	ADM-49SVN	581083-ADM-Real Estate 49 SVN Rent	207721	DPW Dpty Dir of Buildings	13920	PW-Dept Overhead	10029961	PW-Overhead	0001	PW-Dept Overhead	20677	PW GEN - General Admin	20677	PW GEN - General Admin	581083	ADM-Real Estate 49 SVN Rent	-11,470	-12,169	0	-12,169	-12,169	0	-12,169	0	-12,169	0	
DPW-ADM	DPW	ADM	ADM-49SVN	581083-ADM-Real Estate 49 SVN Rent	207729	DPW DO Director	13920	SR PW-Overhead	10029961	PW-Overhead	0001	PW-Dept Overhead	20677	PW GEN - General Admin	20677	PW GEN - General Admin	581083	ADM-Real Estate 49 SVN Rent	-493,807	-523,920	0	-523,920	-523,920	0	-523,920	0	-523,920	0	
DPW-ADM	DPW	ADM	ADM-49SVN	581083-ADM-Real Estate 49 SVN Rent	207950	DPW BDC Budgetary	13920	PW Bureau Overhead	10029961	PW BDC Budgetary	0002	PW Bureau Overhead	20675	PW BDC - Building Dsgn & Const	20675	PW BDC - Building Dsgn & Const	581083	ADM-Real Estate 49 SVN Rent	-2,303,271	-2,443,729	0	-2,443,729	-2,443,729	0	-2,443,729	0	-2,443,729	0	
DPW-ADM	DPW	ADM	ADM-49SVN	581083-ADM-Real Estate 49 SVN Rent	207954	DPW IDC Budgetary	13920	SR PW-Overhead	10029961	PW-Overhead	0002	PW Bureau Overhead	20678	PW IDC - Infra Dsgn & Const	20678	PW IDC - Infra Dsgn & Const	581083	ADM-Real Estate 49 SVN Rent	-5,142,196	-5,455,778	0	-5,455,778	-5,455,778	0	-5,455,778	0	-5,455,778	0	
DPW-ADM	DPW	ADM	ADM-49SVN	581083-ADM-Real Estate 49 SVN Rent	207957	DPW BSM Budgetary	13920	SR PW-Overhead	10029961	PW-Overhead	0002	PW BSM Budgetary	20682	PW BSM - Street Use & Mapping	20682	PW BSM - Street Use & Mapping	581083	ADM-Real Estate 49 SVN Rent	-1,297,445	-1,376,565	0	-1,376,565	-1,376,565	0	-1,376,565	0	-1,376,565	0	
DPW-ADM	DPW	ADM	ADM-49SVN	581083-ADM-Real Estate 49 SVN Rent	207959	DPW BLUF Budgetary	13920	SR PW-Overhead	10029961	PW-Overhead	0002	PW Bureau Overhead	20681	PW BLUF - Urban Forestry	20681	PW BLUF - Urban Forestry	581083	ADM-Real Estate 49 SVN Rent	-10,421	0	0	0	0	0	0	0	0	0	0
DPW-ADM	DPW	ADM	ADM-49SVN	581083-ADM-Real Estate 49 SVN Rent	229673	DPW Dpty Dir of Infrastructure	13920	SR PW-Overhead	10029961	PW-Overhead	0001	PW-Dept Overhead	20677	PW GEN - General Admin	20677	PW GEN - General Admin	581083	ADM-Real Estate 49 SVN Rent	-11,470	-12,169	0	-12,169	-12,169	0	-12,169	0	-12,169	0	
DPW-ADM	DPW	ADM	ADM-49SVN	581083-ADM-Real Estate 49 SVN Rent	232636	DPW OFFM Deputy	13920	SR PW-Overhead	10029961	PW-Overhead	0001	PW-Dept Overhead	20677	PW GEN - General Admin	20677	PW GEN - General Admin	581083	ADM-Real Estate 49 SVN Rent	-1,271,096	-1,348,610	0	-1,348,610	-1,348,610	0	-1,348,610	0	-1,348,610	0	
FIR-ADM	FIR	ADM	ADM-49SVN	581083-ADM-Real Estate 49 SVN Rent	228875	ADM Real Estate Division	14300	SR Real Property	10001302	ADRE Real Estate Operations	0053	49 South Van Ness Building	17378	Real Estate Real Property Fund	17378	Real Estate Real Property Fund	486340	Exp Rec Fr Fire Dept (AAO)	260,183	275,902	0	275,902	275,902	0	275,902	0	275,902	0	
FIR-ADM	FIR	ADM	ADM-49SVN	581083-ADM-Real Estate 49 SVN Rent	130651	FIR Prevention	10000	GF Annual Account Ctrl	10001063	FD Prevention	0001	Prevention	10000	Operating	10000	Operating	581083	ADM-Real Estate 49 SVN Rent	-260,183	-275,902	0	-275,902	-275,902	0	-275,902	0	-275,902	0	
PUC-ADM	PUC	ADM	ADM-49SVN	581083-ADM-Real Estate 49 SVN Rent	228875	ADM Real Estate Division	14300	SR Real Property	10001302	ADRE Real Estate Operations	0053	49 South Van Ness Building	17378	Real Estate Real Property Fund	17378	Real Estate Real Property Fund	486740	Exp Rec Fr PUC (AAO)	86,009	91,205	0	91,205	91,205	0	91,205	0	91,205	0	
PUC-ADM	PUC	ADM	ADM-49SVN	581083-ADM-Real Estate 49 SVN Rent	267652	PUB110802 CSB Business Center	27180	PUC Operating Fund	10026773	UB Customer Services	0002	Business Center	10000	Operating	10000	Operating	581083	ADM-Real Estate 49 SVN Rent	-86,009	-91,205	0	-91,205	-91,205	0	-91,205	0	-91,205	0	
REC-ADM	REC	ADM	ADM-49SVN	581083-ADM-Real Estate 49 SVN Rent	228875	ADM Real Estate Division	14300	SR Real Property	10001302	ADRE Real Estate Operations	0053	49 South Van Ness Building	17378	Real Estate Real Property Fund	17378	Real Estate Real Property Fund	486630	Exp Rec Fr Rec & Park (AAO)	603,734	640,210	0	640,210	640,210	0	640,210	0	640,210	0	
REC-ADM	REC	ADM	ADM-49SVN	581083-ADM-Real Estate 49 SVN Rent	150675	REC Permits & Reservation	10000	GF Annual Account Ctrl	10001740	RP Recreation	0001	Recreation	10000	Operating	10000	Operating	581083	ADM-Real Estate 49 SVN Rent	-195,137	-206,927	0	-206,927	-206,927	0	-206,927	0	-206,927	0	
REC-ADM	REC	ADM	ADM-49SVN	581083-ADM-Real Estate 49 SVN Rent	262992	REC CD Administration	10090	GF Overhead-Recreation & Parks	10001739	RP Capital & Planning	0001	RP Capital Investment	10002	Interdepartmental-Overhead	10002	Interdepartmental-Overhead	581083	ADM-Real Estate 49 SVN Rent	-498,597	-433,263	0	-433,263	-433,263	0	-433,263	0	-433,263	0	
SAS-ADM	SAS	ADM	ADM-49SVN	581083-ADM-Real Estate 49 SVN Rent	228875	ADM Real Estate Division	14300	SR Real Property	10001302	ADRE Real Estate Operations	0053	49 South Van Ness Building	17378	Real Estate Real Property Fund	17378	Real Estate Real Property Fund	486081	Exp Rec Fr Dept of SAS (AAO)	31,262	41,693	0	41,693	41,693	0	41,693	0	41,693	0	
SAS-ADM	SAS	ADM	ADM-49SVN	581083-ADM-Real Estate 49 SVN Rent	210802	SAS BLUF Budgetary	10010	GF Annual Authority Ctrl	10036522	SAS Overhead	0002	SAS Bureau Overhead	22075	SAS BLUF - Urban Forestry	22075	SAS BLUF - Urban Forestry	581083	ADM-Real Estate 49 SVN Rent	-31,262	-41,693	0	0	0	0	0	0	0	0	
ADM-ADM	ADM	ADM	ADM-AUTOMAINT	581710-is-Purch-Centrl Shop-AutoMaint	232178	ADM Fleet Management	27500	ISCSF CENTRAL SHOPS FUND	10001625	ADFM Fleet Management	0001	Fleet Management Operations	10000	Operating	10000	Operating	486030	Exp Rec Fr Admin Svcs (AAO)	71,251	71,714	0	71,714	71,714	0	71,714	0	71,714	0	
ADM-ADM	ADM	ADM	ADM-AUTOMAINT	581710-is-Purch-Centrl Shop-AutoMaint	232178	ADM Fleet Management	27500	ISCSF CENTRAL SHOPS FUND	10001625	ADFM Fleet Management	0001	Fleet Management Operations	10000	Operating	10000	Operating	486040	Exp Rec Fr Animal Care/Ctrl AAO	53,074	53,419	0	53,419	53,419	0	53,419	0	53,419	0	
ADM-ADM	ADM	ADM	ADM-AUTOMAINT	581710-is-Purch-Centrl Shop-AutoMaint	232178	ADM Fleet Management	27500	ISCSF CENTRAL SHOPS FUND	10001625	ADFM Fleet Management	0001	Fleet Management Operations	10000	Operating	10000	Operating	486180	Exp Rec Fr ConvFacilityMgmt AAO	2,952	2,972	0	2,972	2,972	0	2,972	0	2,972	0	
ADM-ADM	ADM	ADM	ADM-AUTOMAINT	581710-is-Purch-Centrl Shop-AutoMaint	232178	ADM Fleet Management	27500	ISCSF CENTRAL SHOPS FUND	10001625	ADFM Fleet Management	0001	Fleet Management Operations	10000	Operating	10000	Operating	486210	Exp Rec Fr Med Exam-Coronr AAO	28,601	28,601	0	28,601	28,601	0	28,601	0	28,601	0	
ADM-ADM	ADM	ADM	ADM-AUTOMAINT	581710-is-Purch-Centrl Shop-AutoMaint	207649	ADM Disability Access	10000	GF Annual Account Ctrl	10003090	ADDA Disability Access	0001	Disability Access Operations	10000	Operating	10000	Operating	486660	Exp Rec Fr Real Estate (AAO)	108,150	108,150	0	108,150	108,150	0	108,150	0	108,150	0	
ADM-ADM	ADM	ADM	ADM-AUTOMAINT	581710-is-Purch-Centrl Shop-AutoMaint	207655	ADM Treasure Island Dev Auth	31920	TI Continuing Authority Ctrl	10001292	ADTI Treasure Island DevAuth	0001	TIDA Operations	19599	AD Treasure Island Project	16525	AD Treasure Island Project	581710	Is-Purch-Centrl Shop-AutoMaint	-1,120	-1,127	0	-1,127	-1,127	0	-1,127	0	-1,127	0	
ADM-ADM	ADM	ADM	ADM-AUTOMAINT	581710-is-Purch-Centrl Shop-AutoMaint	228856	ADM Administration	10000	GF Annual Account Ctrl	10003081	ADAG GSA Human Resources	0001	GSAHR Operations	10000	Operating	10000	Operating	581710	Is-Purch-Centrl Shop-AutoMaint	-7,121	-7,168	0	-7,168</							



Dept Pair		Requesting	Performing	WO Ref ID	WO Ref Title	Dept ID	Dept ID Title	Fund	Fund Title	Project	Project Title	Activity	Activity Title	Authority Lvl 1	Authority Lvl 1 Title	Authority	Authority Title	Account	Account Title	Agency Use	Agency Use Title	FY 2022-23 Original	FY 2023-24 Re/Rev	FY 2023-24 Centrally Loaded Changes	FY 2023-24 Centrally Loaded Proposal	FY 2024-25 Re/Rev	FY 2024-25 Centrally Loaded Changes	FY 2024-25 Centrally Loaded Proposal	Centrally Loaded Comments			
DPW-ADM	DPW	ADM	ADM-AUTOMAINT	581710-Is-Purch-Centrl Shop-AutoMaint	207951	DPW BSR Budgetary	13920	SR PW-Overhead	10029981	PW-Overhead	0002	PW-Bureau Overhead	20676	PW BBR - Building Repair	20676	PW BBR - Building Repair	581710	Is-Purch-Centrl Shop-AutoMaint	-49,941	0	0	-199,763	0	0	-199,763	0	0	-199,763				
DPW-ADM	DPW	ADM	ADM-AUTOMAINT	581710-Is-Purch-Centrl Shop-AutoMaint	207954	DPW IDC Budgetary	13920	SR PW-Overhead	10029981	PW-Overhead	0002	PW-Bureau Overhead	20678	PW IDC - Infra Dsgn & Const	20678	PW IDC - Infra Dsgn & Const	581710	Is-Purch-Centrl Shop-AutoMaint	-92,325	-92,924	0	-92,924	-92,924	0	0	-92,924	0	0	-92,924			
DPW-ADM	DPW	ADM	ADM-AUTOMAINT	581710-Is-Purch-Centrl Shop-AutoMaint	207956	DPW SES Budgetary	10000	GF Annual Account Cntl	10034422	PW Operating	0001	PW Operating	20680	PW SES - Street Env Services	20680	PW SES - Street Env Services	581710	Is-Purch-Centrl Shop-AutoMaint	-24,423	0	0	-97,691	0	0	-97,691	0	0	-97,691				
DPW-ADM	DPW	ADM	ADM-AUTOMAINT	581710-Is-Purch-Centrl Shop-AutoMaint	207956	DPW SES Budgetary	13920	SR PW-Overhead	10029981	PW-Overhead	0002	PW-Bureau Overhead	20680	PW SES - Street Env Services	20680	PW SES - Street Env Services	581710	Is-Purch-Centrl Shop-AutoMaint	-1,301,056	0	0	-4,861,386	0	0	-4,861,386	0	0	-4,861,386				
DPW-ADM	DPW	ADM	ADM-AUTOMAINT	581710-Is-Purch-Centrl Shop-AutoMaint	207957	DPW BSM Budgetary	13920	SR PW-Overhead	10029981	PW-Overhead	0002	PW-Bureau Overhead	20682	PW BSM - Street Use & Mapping	20682	PW BSM - Street Use & Mapping	581710	Is-Purch-Centrl Shop-AutoMaint	-83,837	-84,381	0	-84,381	-84,381	0	0	-84,381	0	0	-84,381			
DPW-ADM	DPW	ADM	ADM-AUTOMAINT	581710-Is-Purch-Centrl Shop-AutoMaint	207958	DPW SSR Budgetary	13920	SR PW-Overhead	10029981	PW-Overhead	0002	PW-Bureau Overhead	20679	PW SSR - Street & Sewer Repair	20679	PW SSR - Street & Sewer Repair	581710	Is-Purch-Centrl Shop-AutoMaint	-317,570	0	0	-1,270,281	0	0	-1,270,281	0	0	-1,270,281				
DPW-ADM	DPW	ADM	ADM-AUTOMAINT	581710-Is-Purch-Centrl Shop-AutoMaint	207959	DPW BLUF Budgetary	13920	SR PW-Overhead	10029981	PW-Overhead	0002	PW-Bureau Overhead	20681	PW BLUF - Urban Forestry	20681	PW BLUF - Urban Forestry	581710	Is-Purch-Centrl Shop-AutoMaint	-234,758	0	0	-939,032	0	0	-939,032	0	0	-939,032				
DPW-ADM	DPW	ADM	ADM-AUTOMAINT	581710-Is-Purch-Centrl Shop-AutoMaint	232638	DPW OFFMA Deputy	13920	SR PW-Overhead	10029981	PW-Overhead	0001	PW-Dept Overhead	20677	PW GEN - General Admin	20677	PW GEN - General Admin	581710	Is-Purch-Centrl Shop-AutoMaint	-14,080	-14,080	0	-14,080	-14,080	0	0	-14,080	0	0	-14,080			
FIR-ADM	FIR	ADM	ADM-AUTOMAINT	581710-Is-Purch-Centrl Shop-AutoMaint	232178	ADM Fleet Management	27500	ISCSF CENTRAL SHOPS FUND	10001625	ADFM Fleet Management	0001	Fleet Management Operations	10000	Fleet Management Operations	10000	Operating	10000	Operating	486340	Exp Rec Fr Fire Dept (AAO)	6,682,095	6,722,334	0	6,722,334	6,722,334	0	0	6,722,334	0	0	6,722,334	
FIR-ADM	FIR	ADM	ADM-AUTOMAINT	581710-Is-Purch-Centrl Shop-AutoMaint	130652	FIR Support Services	10000	GF Annual Account Cntl	10001964	FD Support Services	0001	Support Services	10000	Operating	10000	Operating	10000	Operating	581710	Operating	-6,682,095	-6,722,334	0	-6,722,334	-6,722,334	0	0	-6,722,334	0	0	-6,722,334	
HOM-ADM	HOM	ADM	ADM-AUTOMAINT	581710-Is-Purch-Centrl Shop-AutoMaint	232178	ADM Fleet Management	27500	ISCSF CENTRAL SHOPS FUND	10001625	ADFM Fleet Management	0001	Fleet Management Operations	10000	Fleet Management Operations	10000	Operating	10000	Operating	486195	EXP REC Fr HomelessnessSvcsAAO	22,881	23,029	0	23,029	23,029	0	0	23,029	0	0	23,029	
HOM-ADM	HOM	ADM	ADM-AUTOMAINT	581710-Is-Purch-Centrl Shop-AutoMaint	203645	HOM ADMINISTRATION	10000	GF Annual Account Cntl	10026736	HO Administration	0001	HO Administration	10000	Operating	10000	Operating	10000	Operating	581710	Operating	-1,393	-1,402	0	-1,402	-1,402	0	0	-1,402	0	0	-1,402	
HOM-ADM	HOM	ADM	ADM-AUTOMAINT	581710-Is-Purch-Centrl Shop-AutoMaint	203646	HOM PROGRAMS	10000	GF Annual Account Cntl	10026739	HO Homelessness Outreach and P	0001	HO Homelessness Outreach and P	10000	Operating	10000	Operating	10000	Operating	581710	Operating	-21,488	-21,627	0	-21,627	-21,627	0	0	-21,627	0	0	-21,627	
HS-ADM	HS-ADM	ADM	ADM-AUTOMAINT	581710-Is-Purch-Centrl Shop-AutoMaint	232178	ADM Fleet Management	27500	ISCSF CENTRAL SHOPS FUND	10001625	ADFM Fleet Management	0001	Fleet Management Operations	10000	Fleet Management Operations	10000	Operating	10000	Operating	486690	Exp Rec Fr Human Services AAO	282,275	284,106	0	284,106	284,106	0	0	284,106	0	0	284,106	
HS-ADM	HS-ADM	ADM	ADM-AUTOMAINT	581710-Is-Purch-Centrl Shop-AutoMaint	149657	HS-AM Central Management	10000	GF Annual Account Cntl	10001700	HS AD County Expense Claim	0001	Allocable Staffs/Overhd	10000	Operating	10000	Operating	10000	Operating	581710	Operating	-282,275	-284,106	0	-284,106	-284,106	0	0	-284,106	0	0	-284,106	
JUV-ADM	JUV	ADM	ADM-AUTOMAINT	581710-Is-Purch-Centrl Shop-AutoMaint	232178	ADM Fleet Management	27500	ISCSF CENTRAL SHOPS FUND	10001625	ADFM Fleet Management	0001	Fleet Management Operations	10000	Fleet Management Operations	10000	Operating	10000	Operating	486420	Exp Rec Fr Juvenile Court AAO	37,537	37,781	0	37,781	37,781	0	0	37,781	0	0	37,781	
JUV-ADM	JUV	ADM	ADM-AUTOMAINT	581710-Is-Purch-Centrl Shop-AutoMaint	232038	JUV Log Cabin Ranch	10000	GF Annual Account Cntl	10001710	JUV Day-to-Day Operations	0005	Log Cabin Admin	10000	Operating	10000	Operating	10000	Operating	581710	Operating	0	0	0	0	0	0	0	0	0	0	0	
JUV-ADM	JUV	ADM	ADM-AUTOMAINT	581710-Is-Purch-Centrl Shop-AutoMaint	232040	JUV General	10000	GF Annual Account Cntl	10001710	JUV Day-to-Day Operations	0003	Juvenile General Admin	10000	Operating	10000	Operating	10000	Operating	581710	Operating	-37,537	-37,781	0	-37,781	-37,781	0	0	-37,781	0	0	-37,781	
LIB-ADM	LIB	ADM	ADM-AUTOMAINT	581710-Is-Purch-Centrl Shop-AutoMaint	232178	ADM Fleet Management	27500	ISCSF CENTRAL SHOPS FUND	10001625	ADFM Fleet Management	0001	Fleet Management Operations	10000	Fleet Management Operations	10000	Operating	10000	Operating	486430	Exp Rec Fr Public Library AAO	98,958	99,600	0	99,600	99,600	0	0	99,600	0	0	99,600	
LIB-ADM	LIB	ADM	ADM-AUTOMAINT	581710-Is-Purch-Centrl Shop-AutoMaint	232048	LIB Public Library	13140	SR Public Library Preserv	10026753	LB Facilities Maintenance	0001	Facilities Maintenance	10000	Operating	10000	Operating	10000	Operating	581710	Operating	-98,958	-99,600	0	-99,600	-99,600	0	0	-99,600	0	0	-99,600	
MTA-ADM	MTA	ADM	ADM-AUTOMAINT	581710-Is-Purch-Centrl Shop-AutoMaint	232178	ADM Fleet Management	27500	ISCSF CENTRAL SHOPS FUND	10001625	ADFM Fleet Management	0001	Fleet Management Operations	10000	Fleet Management Operations	10000	Operating	10000	Operating	486480	Exp Rec Fr Muni TransprtAAO	1,792,067	1,803,694	0	1,803,694	1,803,694	0	0	1,803,694	0	0	1,803,694	
MTA-ADM	MTA	ADM	ADM-AUTOMAINT	581710-Is-Purch-Centrl Shop-AutoMaint	139650	MTAFARC Rev CAS - Citations	22870	MTA SS Op Annual Account Cntl	10001723	MS Parking & Traffic Enforcem	0001	MS Parking & Traffic Enforcem	10000	Operating	10000	Operating	10000	Operating	581710	Operating	-362	-364	0	-364	-364	0	0	-364	0	0	-364	
MTA-ADM	MTA	ADM	ADM-AUTOMAINT	581710-Is-Purch-Centrl Shop-AutoMaint	165646	MTASSFOME Field Operation-Gen	22870	MTA SS Op Annual Account Cntl	10001723	MS Parking & Traffic Enforcem	0001	MS Parking & Traffic Enforcem	10000	Operating	10000	Operating	10000	Operating	581710	Operating	-51,033	-51,364	0	-51,364	-51,364	0	0	-51,364	0	0	-51,364	
MTA-ADM	MTA	ADM	ADM-AUTOMAINT	581710-Is-Purch-Centrl Shop-AutoMaint	176568	MTATZ Taxi Regulatn & Policy	22870	MTATZ Taxi Regulatn & Policy	10001728	MX Taxi Services	0001	MX Taxi Services	10000	Operating	10000	Operating	10000	Operating	581710	Operating	-3,220	-3,241	0	-3,241	-3,241	0	0	-3,241	0	0	-3,241	
MTA-ADM	MTA	ADM	ADM-AUTOMAINT	581710-Is-Purch-Centrl Shop-AutoMaint	206660	MTATSSU Support Shops Nev	22260	MTA TS Op Annual Account Cntl	10001724	MT Rail & Bus Services	0016	Bus Non Vehicle Maint-UND	10000	Operating	10000	Operating	10000	Operating	581710	Operating	-111,532	-112,255	0	-112,255	-112,255	0	0	-112,255	0	0	-112,255	
MTA-ADM	MTA	ADM	ADM-AUTOMAINT	581710-Is-Purch-Centrl Shop-AutoMaint	207801	MTASSENSE Transp Overhead	22870	MTA SS Op Annual Account Cntl	10001723	MS Parking & Traffic Enforcem	0001	MS Parking & Traffic Enforcem	10000	Operating	10000	Operating	10000	Operating	581710	Operating	-551,344	-554,921	0	-554,921	-554,921	0	0	-554,921	0	0	-554,921	
MTA-ADM	MTA	ADM	ADM-AUTOMAINT	581710-Is-Purch-Centrl Shop-AutoMaint	207964	MTASSEF Enforce Spec Event-GEN	22870	MTA SS Op Annual Account Cntl	10022175	SE MTA/SFPD-PKG & TRANSIT ENF	0001	SE MTA/SFPD-PKG & TRANSIT ENF	10000	Operating	10000	Operating	10000	Operating	581710	Operating	-1,074,578	-1,081,549	0	-1,081,549	-1,081,549	0	0	-1,081,549	0	0	-1,081,549	
PD-ADM	PD	ADM	ADM-AUTOMAINT	581710-Is-Purch-Centrl Shop-AutoMaint	232178	ADM Fleet Management	27500	ISCSF CENTRAL SHOPS FUND	10001625	ADFM Fleet Management	0001	Fleet Management Operations	10000	Fleet Management Operations	10000	Operating	10000	Operating	486510	Exp Rec Fr Public Defender AAO	28,514	28,699	0	28,699	28,699	0	0	28,699	0	0	28,699	
PD-ADM	PD	ADM	ADM-AUTOMAINT	581710-Is-Purch-Centrl Shop-AutoMaint	232082	PD-AD Public Defender	10000	GF Annual Account Cntl	10001689	PD CRIMINAL DEFENSE - GF	0001	CRIMINAL DEFENSE - GF	10000	Operating	10000	Operating	10000	Operating	581710	Operating	-28,514	-28,699	0	-28,699	-28,699	0	0	-28,699	0	0	-28,699	
POL-ADM	POL	ADM	ADM-AUTOMAINT	581710-Is-Purch-Centrl Shop-AutoMaint	232178	ADM Fleet Management	27500	ISCSF CENTRAL SHOPS FUND	10001625	ADFM Fleet Management	0001	Fleet Management Operations	10000	Fleet Management Operations	10000	Operating	10000	Operating	486500	Exp Rec Fr Police Commn AAO	5,057,301	5,090,117	0	5,090,117	5,090,117	0	0	5,090,117	0	0	5,090,117	
POL-ADM	POL	ADM	ADM-AUTOMAINT	581710-Is-Purch-Centrl Shop-AutoMaint	232086	POL Admin	10000	GF Annual Account Cntl	10001693	PC Operational Support Dept	0001	Operational Support Dept	10000	Operating	10000	Operating	10000	Operating	581710	Operating	-5,057,301	-5,090,117	0	-5,090,117	-5,090,117	0	0	-5,090,117	0	0	-5,090,117	
PRT-ADM	PRT	ADM	ADM-AUTOMAINT	581710-Is-Purch-Centrl Shop-AutoMaint	232178	ADM Fleet Management	27500	ISCSF CENTRAL SHOPS FUND	10001625	ADFM Fleet Management	0001	Fleet Management Operations	10000	Fleet Management Operations	10000	Operating	10000	Operating	486530	Exp Rec Fr Port Commission AAO	702,564	707,123	0	707,123	707,123	0	0	707,123	0	0	707,123	
PRT-ADM	PRT	ADM	ADM-AUTOMAINT	581710-Is-Purch-Centrl Shop-AutoMaint	109751	PRT FA-Business Services	23680	PRT-OP Annual Account Cntl	10026768	PO Administration	0001	PO Administration	10000	Operating	10000	Operating	10000	Operating	581710	Operating	-1,155	-1,154	0	-1,154	-1,154	0	0	-1,154	0	0	-1,154	
PRT-ADM	PRT	ADM	ADM-AUTOMAINT	581710-Is-Purch-Centrl Shop-AutoMaint	109762	PRT MN-Administration	23680	PRT-OP Annual Account Cntl	10026769	PO Capital Investment	0001	PO Capital Investment	10000	Operating	10000	Operating	10000	Operating	581710	Operating	-701,408	-705,959	0	-705,959	-705,959	0	0	-705,959	0	0	-705,959	
PUC-ADM	PUC	ADM	ADM-AUTOMAINT	581710-Is-Purch-Centrl Shop-AutoMaint	232178	ADM Fleet Management	27500	ISCSF CENTRAL SHOPS FUND	10001625	ADFM Fleet Management	0001	Fleet Management Operations	10000	Fleet Management Operations	10000	Operating	10000	Operating	486740	Exp Rec Fr PUC (AAO)	754,945	759,843	0	759,843	759,843	0	0	759,843	0	0	759,843	
PUC-ADM	PUC	ADM	ADM-AUTOMAINT	581710-Is-Purch-Centrl Shop-AutoMaint	232178	ADM Fleet Management	27500	ISCSF CENTRAL SHOPS FUND	10001625	ADFM Fleet Management	0001	Fleet Management Operations	10000	Fleet Management Operations	10000	Operating	10000	Operating	486750	Exp Rec Fr Helch Helchy (AAO)	191,167	192,408	0	192,408	192,408	0	0	192,408	0	0	192,408	
PUC-ADM	PUC	ADM	ADM-AUTOMAINT	581710-Is-Purch-Centrl Shop-AutoMaint	232178	ADM Fleet Management	27500	ISCSF CENTRAL SHOPS FUND	10001625	ADFM Fleet Management	0001	Fleet Management Operations	10000	Fleet Management Operations	10000	Operating	10000	Operating	486760	Exp Rec Fr Water Dept (AAO)	0	0	0	0	0	0	0	0	0	0	0	
PUC-ADM	PUC	ADM	ADM-AUTOMAINT	581710-Is-Purch-Centrl Shop-AutoMaint	154648	PUB110203 Fleet Management	27180	PUC Operating Fund	10026775	UB Financial Services	0003	Fleet Management	10000	Operating	10000	Operating	10000	Operating	581710	Operating	545,696	549,237	0	549,237	549,237	0	0	549,237	0	0	549,237	
PUC-ADM	PUC	ADM	ADM-AUTOMAINT	581710-Is-Purch-Centrl Shop-AutoMaint	222921	WWE03 Maintenance	20160	WWE Op Annual Account Cntl	10030002	UC Wastewater Treatment	0001	General Treatment	10000	Operating	10000	Operating	10000	Operating	581710	Operating	-124,183	-124,988	0	-124,988	-124,988	0	0					



Dept Pair		Requesting	Performing	WO Ref ID	WO Ref Title	Dept ID	Dept ID Title	Fund	Fund Title	Project	Project Title	Activity	Activity Title	Authority Lvl 1	Authority Lvl 1 Title	Authority	Authority Title	Account	Account Title	Agency Use	Agency Use Title	FY 2022-23 Original	FY 2023-24 Roll-over	FY 2023-24 Centrally Loaded Changes	FY 2023-24 Centrally Loaded Proposal	FY 2024-25 Roll-over	FY 2024-25 Centrally Loaded Changes	FY 2024-25 Centrally Loaded Proposal	Centrally Loaded Comments
REC-ADM	REC	ADM	ADM-CONTRACTMONITORING	581500-GF-Human Rights Commission	262969	REC Purchasing	10080	GF Overhead-Recreation & Parks	10001738	RP Administration	0001	RP Administration	10002	Interdepartmental-Overhead	10002	Interdepartmental-Overhead	581500	GF-Human Rights Commission	-114,712	-115,440	0	-115,440	-115,440	0	-115,440	0	-115,440		
TIS-ADM	TIS	ADM	ADM-CONTRACTMONITORING	581500-GF-Human Rights Commission	206872	ADM Contract Monitoring	10080	GF Work Order	10003070	ADCM Contract Monitoring	0001	QMD Operations	10002	Interdepartmental-Overhead	10002	Interdepartmental-Overhead	486710	Exp Rec From Isd (AAO)	80,285	81,986	0	81,986	81,986	0	81,986	0	81,986		
TIS-ADM	TIS	ADM	ADM-CONTRACTMONITORING	581500-GF-Human Rights Commission	232341	DT ADM Administration	28070	ISTIF Annual Authority Ctl	10024777	DT Dt Operating Master Project	0001	DT Operating Master Project	17582	DT Dt Operating Master Project	17582	DT Dt Operating Master Project	581500	GF-Human Rights Commission	-80,285	-81,986	0	-81,986	-81,986	0	-81,986	0	-81,986		
ADM-ADM	ADM	ADM	ADM-FACILITIESMGMT	581410-GF-GSA-Facilities Mgmt Svcs	228875	ADM Real Estate Division	14300	SR Real Property	10001302	ADRE Real Estate Operations	0045	FM Recoveries	17378	Real Estate Real Property Fund	17378	Real Estate Real Property Fund	486030	Exp Rec Fr Admn Svcs (AAO)	519,128	529,198	0	529,198	529,198	0	529,198	0	529,198		
ADM-ADM	ADM	ADM	ADM-FACILITIESMGMT	581410-GF-GSA-Facilities Mgmt Svcs	228875	ADM Real Estate Division	14300	SR Real Property	10001302	ADRE Real Estate Operations	0045	FM Recoveries	17378	Real Estate Real Property Fund	17378	Real Estate Real Property Fund	486210	Exp Rec Fr Med Exam-Corron AAO	8,500	8,500	0	8,500	8,500	0	8,500	0	8,500		
ADM-ADM	ADM	ADM	ADM-FACILITIESMGMT	581410-GF-GSA-Facilities Mgmt Svcs	228875	ADM Real Estate Division	14300	SR Real Property	10001302	ADRE Real Estate Operations	0045	FM Recoveries	17378	Real Estate Real Property Fund	17378	Real Estate Real Property Fund	486600	Exp Rec Fr Real Estate (AAO)	20,005,704	20,377,728	0	20,377,728	20,377,728	0	20,377,728	0	20,377,728		
ADM-ADM	ADM	ADM	ADM-FACILITIESMGMT	581410-GF-GSA-Facilities Mgmt Svcs	228875	ADM Real Estate Division	14300	SR Real Property	10001302	ADRE Real Estate Operations	0007	City Hall	17378	Real Estate Real Property Fund	17378	Real Estate Real Property Fund	581410	GF-GSA-Facilities Mgmt Svcs	-5,062,331	-5,168,367	0	-5,168,367	-5,168,367	0	-5,168,367	0	-5,168,367		
ADM-ADM	ADM	ADM	ADM-FACILITIESMGMT	581410-GF-GSA-Facilities Mgmt Svcs	228875	ADM Real Estate Division	14300	SR Real Property	10001302	ADRE Real Estate Operations	0009	Hall of Justice	17378	Real Estate Real Property Fund	17378	Real Estate Real Property Fund	581410	GF-GSA-Facilities Mgmt Svcs	-2,934,944	-2,911,791	0	-2,911,791	-2,911,791	0	-2,911,791	0	-2,911,791		
ADM-ADM	ADM	ADM	ADM-FACILITIESMGMT	581410-GF-GSA-Facilities Mgmt Svcs	228875	ADM Real Estate Division	14300	SR Real Property	10001302	ADRE Real Estate Operations	0010	25 Van Ness Building	17378	Real Estate Real Property Fund	17378	Real Estate Real Property Fund	581410	GF-GSA-Facilities Mgmt Svcs	-544,184	-552,468	0	-552,468	-552,468	0	-552,468	0	-552,468		
ADM-ADM	ADM	ADM	ADM-FACILITIESMGMT	581410-GF-GSA-Facilities Mgmt Svcs	228875	ADM Real Estate Division	14300	SR Real Property	10001302	ADRE Real Estate Operations	0011	1 South Van Ness Building	17378	Real Estate Real Property Fund	17378	Real Estate Real Property Fund	581410	GF-GSA-Facilities Mgmt Svcs	-952,322	-966,820	0	-966,820	-966,820	0	-966,820	0	-966,820		
ADM-ADM	ADM	ADM	ADM-FACILITIESMGMT	581410-GF-GSA-Facilities Mgmt Svcs	228875	ADM Real Estate Division	14300	SR Real Property	10001302	ADRE Real Estate Operations	0012	1650 Mission Building	17378	Real Estate Real Property Fund	17378	Real Estate Real Property Fund	581410	GF-GSA-Facilities Mgmt Svcs	-408,138	-414,351	0	-414,351	-414,351	0	-414,351	0	-414,351		
ADM-ADM	ADM	ADM	ADM-FACILITIESMGMT	581410-GF-GSA-Facilities Mgmt Svcs	228875	ADM Real Estate Division	14300	SR Real Property	10001302	ADRE Real Estate Operations	0013	Public Safety Building	17378	Real Estate Real Property Fund	17378	Real Estate Real Property Fund	581410	GF-GSA-Facilities Mgmt Svcs	-2,917,497	-2,975,607	0	-2,975,607	-2,975,607	0	-2,975,607	0	-2,975,607		
ADM-ADM	ADM	ADM	ADM-FACILITIESMGMT	581410-GF-GSA-Facilities Mgmt Svcs	228875	ADM Real Estate Division	14300	SR Real Property	10001302	ADRE Real Estate Operations	0014	Bill Graham Civic Auditorium	17378	Real Estate Real Property Fund	17378	Real Estate Real Property Fund	581410	GF-GSA-Facilities Mgmt Svcs	-27,209	-27,623	0	-27,623	-27,623	0	-27,623	0	-27,623		
ADM-ADM	ADM	ADM	ADM-FACILITIESMGMT	581410-GF-GSA-Facilities Mgmt Svcs	228875	ADM Real Estate Division	14300	SR Real Property	10001302	ADRE Real Estate Operations	0015	555 7th Building	17378	Real Estate Real Property Fund	17378	Real Estate Real Property Fund	581410	GF-GSA-Facilities Mgmt Svcs	-544,184	-552,468	0	-552,468	-552,468	0	-552,468	0	-552,468		
ADM-ADM	ADM	ADM	ADM-FACILITIESMGMT	581410-GF-GSA-Facilities Mgmt Svcs	228875	ADM Real Estate Division	14300	SR Real Property	10001302	ADRE Real Estate Operations	0016	1995 Evans	17378	Real Estate Real Property Fund	17378	Real Estate Real Property Fund	581410	GF-GSA-Facilities Mgmt Svcs	-1,202,931	-1,227,037	0	-1,227,037	-1,227,037	0	-1,227,037	0	-1,227,037		
ADM-ADM	ADM	ADM	ADM-FACILITIESMGMT	581410-GF-GSA-Facilities Mgmt Svcs	228875	ADM Real Estate Division	14300	SR Real Property	10001302	ADRE Real Estate Operations	0017	1 Newhall Building	17378	Real Estate Real Property Fund	17378	Real Estate Real Property Fund	581410	GF-GSA-Facilities Mgmt Svcs	-421,807	-429,545	0	-429,545	-429,545	0	-429,545	0	-429,545		
ADM-ADM	ADM	ADM	ADM-FACILITIESMGMT	581410-GF-GSA-Facilities Mgmt Svcs	228875	ADM Real Estate Division	14300	SR Real Property	10001302	ADRE Real Estate Operations	0023	Property Management	17378	Real Estate Real Property Fund	17378	Real Estate Real Property Fund	581410	GF-GSA-Facilities Mgmt Svcs	-666,819	-680,918	0	-680,918	-680,918	0	-680,918	0	-680,918		
ADM-ADM	ADM	ADM	ADM-FACILITIESMGMT	581410-GF-GSA-Facilities Mgmt Svcs	228875	ADM Real Estate Division	14300	SR Real Property	10001302	ADRE Real Estate Operations	0025	101 South Van Ness Lease	17378	Real Estate Real Property Fund	17378	Real Estate Real Property Fund	581410	GF-GSA-Facilities Mgmt Svcs	-74,858	-76,656	0	-76,656	-76,656	0	-76,656	0	-76,656		
ADM-ADM	ADM	ADM	ADM-FACILITIESMGMT	581410-GF-GSA-Facilities Mgmt Svcs	228875	ADM Real Estate Division	14300	SR Real Property	10001302	ADRE Real Estate Operations	0036	88 5th Street Building	17378	Real Estate Real Property Fund	17378	Real Estate Real Property Fund	581410	GF-GSA-Facilities Mgmt Svcs	-27,209	-27,623	0	-27,623	-27,623	0	-27,623	0	-27,623		
ADM-ADM	ADM	ADM	ADM-FACILITIESMGMT	581410-GF-GSA-Facilities Mgmt Svcs	228875	ADM Real Estate Division	14300	SR Real Property	10001302	ADRE Real Estate Operations	0037	1099 Sunnydale Ave Building	17378	Real Estate Real Property Fund	17378	Real Estate Real Property Fund	581410	GF-GSA-Facilities Mgmt Svcs	-88,462	-90,467	0	-90,467	-90,467	0	-90,467	0	-90,467		
ADM-ADM	ADM	ADM	ADM-FACILITIESMGMT	581410-GF-GSA-Facilities Mgmt Svcs	228875	ADM Real Estate Division	14300	SR Real Property	10001302	ADRE Real Estate Operations	0038	50 Raymond Ave Building	17378	Real Estate Real Property Fund	17378	Real Estate Real Property Fund	581410	GF-GSA-Facilities Mgmt Svcs	-13,805	-13,812	0	-13,812	-13,812	0	-13,812	0	-13,812		
ADM-ADM	ADM	ADM	ADM-FACILITIESMGMT	581410-GF-GSA-Facilities Mgmt Svcs	228875	ADM Real Estate Division	14300	SR Real Property	10001302	ADRE Real Estate Operations	0041	Markets	17378	Real Estate Real Property Fund	17378	Real Estate Real Property Fund	581410	GF-GSA-Facilities Mgmt Svcs	-313,035	-320,434	0	-320,434	-320,434	0	-320,434	0	-320,434		
ADM-ADM	ADM	ADM	ADM-FACILITIESMGMT	581410-GF-GSA-Facilities Mgmt Svcs	228875	ADM Real Estate Division	14300	SR Real Property	10001302	ADRE Real Estate Operations	0053	49 South Van Ness Building	17378	Real Estate Real Property Fund	17378	Real Estate Real Property Fund	581410	GF-GSA-Facilities Mgmt Svcs	-2,977,526	-3,097,981	0	-3,097,981	-3,097,981	0	-3,097,981	0	-3,097,981		
ADM-ADM	ADM	ADM	ADM-FACILITIESMGMT	581410-GF-GSA-Facilities Mgmt Svcs	228875	ADM Real Estate Division	14300	SR Real Property	10001302	ADRE Real Estate Operations	0055	1419 Bryant Building	17378	Real Estate Real Property Fund	17378	Real Estate Real Property Fund	581410	GF-GSA-Facilities Mgmt Svcs	-826,643	-843,760	0	-843,760	-843,760	0	-843,760	0	-843,760		
ADM-ADM	ADM	ADM	ADM-FACILITIESMGMT	581410-GF-GSA-Facilities Mgmt Svcs	232178	ADM Fleet Management	27500	ISCSEF CENTRAL SHOPS FUND	10001625	ADFM Fleet Management	0001	Fleet Management Operations	10000	Operating	10000	Operating	581410	GF-GSA-Facilities Mgmt Svcs	-519,122	-529,198	0	-529,198	-529,198	0	-529,198	0	-529,198		
ADM-ADM	ADM	ADM	ADM-FACILITIESMGMT	581410-GF-GSA-Facilities Mgmt Svcs	284641	ADM Medical Examiner	10000	GF Annual Account Ctl	10001624	ADME Medical Examiner	0001	Medical Examiner Operations	10000	Operating	10000	Operating	581410	GF-GSA-Facilities Mgmt Svcs	-8,500	-8,500	0	-8,500	-8,500	0	-8,500	0	-8,500		
ADP-ADM	ADP	ADM	ADM-FACILITIESMGMT	581410-GF-GSA-Facilities Mgmt Svcs	228875	ADM Real Estate Division	14300	SR Real Property	10001302	ADRE Real Estate Operations	0045	FM Recoveries	17378	Real Estate Real Property Fund	17378	Real Estate Real Property Fund	486050	Exp Rec Fr Adult Probation AAO	299,430	306,622	0	306,622	306,622	0	306,622	0	306,622		
ADP-ADM	ADP	ADM	ADM-FACILITIESMGMT	581410-GF-GSA-Facilities Mgmt Svcs	228886	ADP Adult Probation	10000	GF Annual Account Ctl	10001626	AP Administration	0001	Administrative Services	10000	Operating	10000	Operating	581410	GF-GSA-Facilities Mgmt Svcs	299,430	306,622	0	306,622	306,622	0	306,622	0	306,622		
ART-ADM	ART	ADM	ADM-FACILITIESMGMT	581410-GF-GSA-Facilities Mgmt Svcs	228875	ADM Real Estate Division	14300	SR Real Property	10001302	ADRE Real Estate Operations	0045	FM Recoveries	17378	Real Estate Real Property Fund	17378	Real Estate Real Property Fund	486080	Exp Rec Fr Art Commission AAO	95,232	96,681	0	96,681	96,681	0	96,681	0	96,681		
ART-ADM	ART	ADM	ADM-FACILITIESMGMT	581410-GF-GSA-Facilities Mgmt Svcs	187544	ART Community Investments	11802	SR Culture & Rec Hotel Tax	10031167	AR Community Investments	0044	OP-Budget Admin*	20449	AR HTA Cultural Centers	20449	AR HTA Cultural Centers	55,232	-96,681	0	-96,681	-96,681	0	-96,681	0	-96,681	0	-96,681		
DEM-ADM	DEM	ADM	ADM-FACILITIESMGMT	581410-GF-GSA-Facilities Mgmt Svcs	228875	ADM Real Estate Division	14300	SR Real Property	10001302	ADRE Real Estate Operations	0045	FM Recoveries	17378	Real Estate Real Property Fund	17378	Real Estate Real Property Fund	486310	Exp Rec Fr EmergencyCorrectionsAAO	781,542	794,961	0	794,961	794,961	0	794,961	0	794,961		
DEM-ADM	DEM	ADM	ADM-FACILITIESMGMT	581410-GF-GSA-Facilities Mgmt Svcs	229985	DEM Administration	10000	GF Annual Account Ctl	10001776	EM DEM ADMINISTRATION	0001	DEM Administration	10000	Operating	10000	Operating	55,1410	GF-GSA-Facilities Mgmt Svcs	-781,542	-794,961	0	-794,961	-794,961	0	-794,961	0	-794,961		
DPW-ADM	DPW	ADM	ADM-FACILITIESMGMT	581410-GF-GSA-Facilities Mgmt Svcs	228875	ADM Real Estate Division	14300	SR Real Property	10001302	ADRE Real Estate Operations	0045	FM Recoveries	17378	Real Estate Real Property Fund	17378	Real Estate Real Property Fund	486550	Exp Rec Fr Public Works (AAO)	74,858	76,656	0	76,656	76,656	0	76,656	0	76,656		
DPW-ADM	DPW	ADM	ADM-FACILITIESMGMT	581410-GF-GSA-Facilities Mgmt Svcs	207950	DPW BDC Budgetary	13920	SR PW Overhead	10029981	PW Overhead	0002	PW Bureau Overhead	20675	PW BDC - Building Dgn & Const	20675	PW BDC - Building Dgn & Const	55,1410	GF-GSA-Facilities Mgmt Svcs	-74,858	-76,656	0	-76,656	-76,656	0	-76,656	0	-76,656		
FIR-ADM	FIR	ADM	ADM-FACILITIESMGMT	581410-GF-GSA-Facilities Mgmt Svcs	228875	ADM Real Estate Division	14300	SR Real Property	10001302	ADRE Real Estate Operations	0045	FM Recoveries	17378	Real Estate Real Property Fund	17378	Real Estate Real Property Fund	486340	Exp Rec Fr Fire Dept (AAO)	389,259	398,609	0	398,609	398,609	0	398,609	0	398,609		
FIR-ADM	FIR	ADM	ADM-FACILITIESMGMT	581410-GF-GSA-Facilities Mgmt Svcs	130652	FIR Support Services	10000	GF Annual Account Ctl	10001984	FD Support Services	0001	Support Services	10000	Operating	10000	Operating	581410	GF-GSA-Facilities Mgmt Svcs	-389,259	-398,609	0	-398,609	-398,609	0	-398,609	0	-398,609		
HOM-ADM	HOM	ADM	ADM-FACILITIESMGMT	581410-GF-GSA-Facilities Mgmt Svcs	228875	ADM Real Estate Division	14300	SR Real Property	10001302	ADRE Real Estate Operations	0045	FM Recoveries	17378	Real Estate Real Property Fund	17378	Real Estate Real Property Fund	486195	EXP REC Fr HomelessnessSvcsAAO	149,715	153,311	0	153,311	153,311	0	153,311	0	153,311		
HOM-ADM	HOM	ADM	ADM-FACILITIESMGMT	581410-GF-GSA-Facilities Mgmt Svcs	203645	HOM ADMINISTRATION	10000	GF Annual Account Ctl	10026736	HO Administration	0002	440 Turk	10000	Operating	10000	Operating	581410	GF-GSA-Facilities Mgmt Svcs	-149,715	-153,311	0	-153,311	-153,311	0	-153,311	0	-153,311		
HOM-ADM	HOM	ADM	ADM-FACILITIESMGMT	581410-GF-GSA-Facilities Mgmt Svcs	203645	HOM ADMINISTRATION	10020	GF Continuing Authority Ctl	10030964	HO 440 Turk Building	0008	440 Turk Building	11346	HO 440 Turk Building	11346	HO 440 Turk Building	581410	GF-GSA-Facilities Mgmt Svcs	0	0	0	0	0	0	0	0	0		
HSA-ADM	HSA	ADM	ADM-FACILITIESMGMT	581410-GF-GSA-Facilities Mgmt Svcs	228875	ADM Real Estate Division	14300	SR Real Property	10001302	ADRE Real Estate Operations	0045	FM Recoveries	17378	Real Estate Real Property Fund	17378	Real Estate Real Property Fund	486690	Exp Rec Fr Human Services AAO	2,208,299	2,261,339	0	2,261,339	2,261,339	0	2,261,339	0	2,261,339		
HSA-ADM	HSA	ADM	ADM-FACILITIESMGMT	581410-GF-GSA-Facilities Mgmt Svcs	149657	HSA AM Central Management	10000	GF Annual Account Ctl	10001700	HS AD County Expense Claim	0001	Allocable Start&Overhd	10000	Operating	10000	Operating	581410	GF-GSA-Facilities Mgmt Svcs	-2,208,299	-2,261,339	0	-2,261,339	-2,261,339	0	-2,261,339	0	-2,261,339		
LIB-ADM	LIB	ADM	ADM-FACILITIESMGMT	581410-GF-GSA-Facilities Mgmt Svcs	228875	ADM Real Estate Division	14300	SR Real Property	10001302	ADRE Real Estate Operations	0045	FM Recoveries	17378	Real Estate Real Property Fund	17378	Real Estate Real Property Fund</													



Dept Pair	Requesting	Performing	WO Ref ID	WO Ref Title	Dept ID	Dept ID Title	Fund	Fund Title	Project	Project Title	Activity	Activity Title	Authority Lvl 1	Authority Lvl 1 Title	Authority	Authority Title	Account	Account Title	Agency Use	Agency Use Title	FY 2022-23 Original	FY 2023-24 Rollover	FY 2023-24 Centrality Loaded Changes	FY 2023-24 Centrality Loaded Proposal	FY 2024-25 Rollover	FY 2024-25 Centrality Loaded Changes	FY 2024-25 Centrality Loaded Proposal	Centrally Loaded Comments
DPH-ADM	DPH	ADM	ADM-FUEL	581740-Is-Purch-Centrl Shop-FuelStock	232178	ADM Fleet Management	27500	ISCSF CENTRAL SHOPS FUND	10001625	ADFM Fleet Management	0001	Fleet Management Operations	10000	Operating	10000	Operating	486565	Exp Rec Fr Police AcctbltyAAO			642	641	0	641	641	0	641	
DPH-ADM	DPH	ADM	ADM-FUEL	581740-Is-Purch-Centrl Shop-FuelStock	209644	DPA Police Accountability	10000	GF Annual Account Cntl	10001908	PC Citizen Compliants	0001	Office Of Citizen Compliants	10000	Operating	10000	Operating	581740	Is-Purch-Centrl Shop-FuelStock			-642	-641	0	-641	-641	0	-641	
DPH-ADM	DPH	ADM	ADM-FUEL	581740-Is-Purch-Centrl Shop-FuelStock	232178	ADM Fleet Management	27500	ISCSF CENTRAL SHOPS FUND	10001625	ADFM Fleet Management	0001	Fleet Management Operations	10000	Operating	10000	Operating	486370	Exp Rec Fr Comm Health Svc AAO			89,644	89,488	0	89,488	89,488	0	89,488	
DPH-ADM	DPH	ADM	ADM-FUEL	581740-Is-Purch-Centrl Shop-FuelStock	152644	HPH Operations&Infrastructure	10020	GF Continuing Authority Cntl	10037236	CoVid OPS Vaccination	0010	All Costs NOT FEMA-PAG Elg	88888	CoVid PPE & Scarce Resources	21481	CoVid Operations Section	581740	Is-Purch-Centrl Shop-FuelStock			-15,234	-15,207	0	-15,207	-15,207	0	-15,207	
DPH-ADM	DPH	ADM	ADM-FUEL	581740-Is-Purch-Centrl Shop-FuelStock	179661	HNS Managed Care	10020	GF Continuing Authority Cntl	10030244	HN Whole Person Care Pilot	0042	WPC Y 5 DEL INFRAST	17702	HN Whole Person Care Pilot	17702	HN Whole Person Care Pilot	581740	Is-Purch-Centrl Shop-FuelStock			0	0	0	0	0	0	0	
DPH-ADM	DPH	ADM	ADM-FUEL	581740-Is-Purch-Centrl Shop-FuelStock	190644	HAD DPH Admin Finance	10000	GF Annual Account Cntl	10001659	HA DPH Admin Finance	0005	Occupational Safety	10000	Operating	10000	Operating	581740	Is-Purch-Centrl Shop-FuelStock			0	0	0	0	0	0	0	
DPH-ADM	DPH	ADM	ADM-FUEL	581740-Is-Purch-Centrl Shop-FuelStock	210705	HNS WPC	10000	GF Annual Account Cntl	10037283	HN WPC Operation	0001	Operation	10000	Operating	10000	Operating	581740	Is-Purch-Centrl Shop-FuelStock			-614	-614	0	-614	-614	0	-614	
DPH-ADM	DPH	ADM	ADM-FUEL	581740-Is-Purch-Centrl Shop-FuelStock	240646	HBH Substance Use Disorder	10000	GF Annual Account Cntl	10001681	HB SUD - Community Care	0003	SUDS Community Care	10000	Operating	10000	Operating	581740	Is-Purch-Centrl Shop-FuelStock			-4,376	-4,368	0	-4,368	-4,368	0	-4,368	
DPH-ADM	DPH	ADM	ADM-FUEL	581740-Is-Purch-Centrl Shop-FuelStock	215168	HGH Materials Management	21080	SFGH-Op Annual Account Cntl	10001843	HG HOSPITAL GENERAL SERVICES	0008	8370 CENTRAL TRANSPORTATION	10000	Operating	10000	Operating	581740	Is-Purch-Centrl Shop-FuelStock			-11,508	-11,488	0	-11,488	-11,488	0	-11,488	
DPH-ADM	DPH	ADM	ADM-FUEL	581740-Is-Purch-Centrl Shop-FuelStock	251851	HLH OP-Facility Services	21490	LHH-Op Annual Account Cntl	10001952	HL SNF General	0011	Plant Operations	10000	Operating	10000	Operating	581740	Is-Purch-Centrl Shop-FuelStock			-10,001	-9,983	0	-9,983	-9,983	0	-9,983	
DPH-ADM	DPH	ADM	ADM-FUEL	581740-Is-Purch-Centrl Shop-FuelStock	251892	HPC Primary Care Admin	10000	GF Annual Account Cntl	10001992	HC AD Centralized Admin	0002	Health Centers Admin	10000	Operating	10000	Operating	581740	Is-Purch-Centrl Shop-FuelStock			-3,279	-3,274	0	-3,274	-3,274	0	-3,274	
DPH-ADM	DPH	ADM	ADM-FUEL	581740-Is-Purch-Centrl Shop-FuelStock	251910	HAD DPH Admin HR	10000	GF Annual Account Cntl	10001785	HA DPH Admin HR	0009	HR-OSH	10000	Operating	10000	Operating	581740	Is-Purch-Centrl Shop-FuelStock			-339	-339	0	-339	-339	0	-339	
DPH-ADM	DPH	ADM	ADM-FUEL	581740-Is-Purch-Centrl Shop-FuelStock	251917	HAD DPH Admin MIS	10000	GF Annual Account Cntl	10026708	HD Environmental Health Svcs	0001	Environmental Health	10000	Operating	10000	Operating	581740	Is-Purch-Centrl Shop-FuelStock			-612	-611	0	-611	-611	0	-611	
DPH-ADM	DPH	ADM	ADM-FUEL	581740-Is-Purch-Centrl Shop-FuelStock	251921	HAD DPH Admin BldgOps	10000	GF Annual Account Cntl	10001783	HA DPH Admin BldgOps	0001	Facilities Mgmt	10000	Operating	10000	Operating	581740	Is-Purch-Centrl Shop-FuelStock			-11,640	-11,619	0	-11,619	-11,619	0	-11,619	
DPH-ADM	DPH	ADM	ADM-FUEL	581740-Is-Purch-Centrl Shop-FuelStock	251973	HJH Jail Health	10000	GF Annual Account Cntl	10026702	DPH Ambu Care - Forensics	0001	JAIL HEALTH	10000	Operating	10000	Operating	581740	Is-Purch-Centrl Shop-FuelStock			-2,408	-2,404	0	-2,404	-2,404	0	-2,404	
DPH-ADM	DPH	ADM	ADM-FUEL	581740-Is-Purch-Centrl Shop-FuelStock	251975	HPH EnvirHth	10000	GF Annual Account Cntl	10001821	HD EH Agr/Weights Inspectn	0001	AG WEIGHTS INSPECTORS	10000	Operating	10000	Operating	581740	Is-Purch-Centrl Shop-FuelStock			-3,880	-3,873	0	-3,873	-3,873	0	-3,873	
DPH-ADM	DPH	ADM	ADM-FUEL	581740-Is-Purch-Centrl Shop-FuelStock	251975	HPH EnvirHth	10000	GF Annual Account Cntl	10026708	HD Environmental Health Svcs	0001	Environmental Health	10000	Operating	10000	Operating	581740	Is-Purch-Centrl Shop-FuelStock			-13,791	-13,767	0	-13,767	-13,767	0	-13,767	
DPH-ADM	DPH	ADM	ADM-FUEL	581740-Is-Purch-Centrl Shop-FuelStock	251984	HBH Mental Health Adult	10000	GF Annual Account Cntl	10001792	HB MH Adult Care	0001	Admin	10000	Operating	10000	Operating	581740	Is-Purch-Centrl Shop-FuelStock			-11,962	-11,941	0	-11,941	-11,941	0	-11,941	
DPW-ADM	DPW	ADM	ADM-FUEL	581740-Is-Purch-Centrl Shop-FuelStock	232178	ADM Fleet Management	27500	ISCSF CENTRAL SHOPS FUND	10001625	ADFM Fleet Management	0001	Fleet Management Operations	10000	Operating	10000	Operating	486560	Exp Rec Fr Public Works (AAO)			1,401,378	81,383	0	2,726,582	81,383	0	2,726,582	
DPW-ADM	DPW	ADM	ADM-FUEL	581740-Is-Purch-Centrl Shop-FuelStock	207729	DPW DO Director	13920	SR PW-Overhead	10029961	PW Overhead	0001	PW Dept Overhead	20677	PW GEN - General Admin	20677	PW GEN - General Admin	581740	Is-Purch-Centrl Shop-FuelStock			0	0	0	0	0	0	0	
DPW-ADM	DPW	ADM	ADM-FUEL	581740-Is-Purch-Centrl Shop-FuelStock	207950	DPW BDC Budgetary	13920	SR PW-Overhead	10029961	PW Overhead	0002	PW-Bureau Overhead	20675	PW BDC - Building Dgn & Const	20675	PW BDC - Building Dgn & Const	581740	Is-Purch-Centrl Shop-FuelStock			-13,753	-13,729	0	-13,729	-13,729	0	-13,729	
DPW-ADM	DPW	ADM	ADM-FUEL	581740-Is-Purch-Centrl Shop-FuelStock	207951	DPW BSR Budgetary	10000	GF Annual Account Cntl	10034422	PW Operating	0001	PW BBR - Building Repair	20676	PW BBR - Building Repair	20676	PW BBR - Building Repair	581740	Is-Purch-Centrl Shop-FuelStock			-24,322	0	0	-97,288	0	0	-97,288	
DPW-ADM	DPW	ADM	ADM-FUEL	581740-Is-Purch-Centrl Shop-FuelStock	207954	DPW IDC Budgetary	13920	SR PW-Overhead	10029961	PW Overhead	0002	PW-Bureau Overhead	20678	PW IDC - Infra Dgn & Const	20678	PW IDC - Infra Dgn & Const	581740	Is-Purch-Centrl Shop-FuelStock			-28,226	-28,176	0	-28,176	-28,176	0	-28,176	
DPW-ADM	DPW	ADM	ADM-FUEL	581740-Is-Purch-Centrl Shop-FuelStock	207956	DPW SES Budgetary	13920	SR PW-Overhead	10029961	PW Overhead	0002	PW SES - Street Env Services	20680	PW SES - Street Env Services	20680	PW SES - Street Env Services	581740	Is-Purch-Centrl Shop-FuelStock			-11,677,379	0	0	-2,035,292	0	0	-2,035,292	
DPW-ADM	DPW	ADM	ADM-FUEL	581740-Is-Purch-Centrl Shop-FuelStock	207957	DPW BSM Budgetary	13920	SR PW-Overhead	10029961	PW Overhead	0002	PW-Bureau Overhead	20682	PW BSM - Street Use & Mapping	20682	PW BSM - Street Use & Mapping	581740	Is-Purch-Centrl Shop-FuelStock			-36,537	-36,473	0	-36,473	-36,473	0	-36,473	
DPW-ADM	DPW	ADM	ADM-FUEL	581740-Is-Purch-Centrl Shop-FuelStock	207958	DPW SSR Budgetary	13920	SR PW-Overhead	10029961	PW Overhead	0002	PW-Bureau Overhead	20679	PW SSR - Street & Sewer Repair	20679	PW SSR - Street & Sewer Repair	581740	Is-Purch-Centrl Shop-FuelStock			-59,405	0	0	-237,621	0	0	-237,621	
DPW-ADM	DPW	ADM	ADM-FUEL	581740-Is-Purch-Centrl Shop-FuelStock	207959	DPW BLUF Budgetary	13920	SR PW-Overhead	10029961	PW Overhead	0002	PW-Bureau Overhead	20681	PW BLUF - Urban Forestry	20681	PW BLUF - Urban Forestry	581740	Is-Purch-Centrl Shop-FuelStock			-68,740	0	0	-274,998	0	0	-274,998	
DPW-ADM	DPW	ADM	ADM-FUEL	581740-Is-Purch-Centrl Shop-FuelStock	232638	DPW OFFMA Deputy	13920	SR PW-Overhead	10029961	PW Overhead	0001	PW Dept Overhead	20677	PW GEN - General Admin	20677	PW GEN - General Admin	581740	Is-Purch-Centrl Shop-FuelStock			-3,005	-3,005	0	-3,005	-3,005	0	-3,005	
FIR-ADM	FIR	ADM	ADM-FUEL	581740-Is-Purch-Centrl Shop-FuelStock	232178	ADM Fleet Management	27500																					



Dept Pair		Requesting	Performing	WO Ref ID	WO Ref Title	Dept ID	Dept ID Title	Fund	Fund Title	Project	Project Title	Activity	Activity Title	Authority Lvl 1	Authority Lvl 1 Title	Authority	Authority Title	Account	Account Title	Agency Use	Agency Use Title	FY 2022-23 Original	FY 2023-24 Original	FY 2023-24 Centrally Loaded Changes	FY 2023-24 Centrally Loaded Proposal	FY 2024-25 Rollover	FY 2024-25 Centrally Loaded Changes	FY 2024-25 Centrally Loaded Proposal	Centrally Loaded Comments
ASR-ADM	ASR	ADM	ADM	ADM-EASE-REAL-ESTATE	581650-Leases Paid To Real Estate	229014	ASR Administration	10000	GF Annual Account Ctrl	10001634	AS Administration	0001	Administration	10000	Operating	10000	Operating	581650	Leases Paid To Real Estate			-1,114,122	-1,168,644	0	-1,168,644	-1,168,644	0	-1,168,644	
CON-ADM	CON	ADM	ADM	ADM-EASE-REAL-ESTATE	581650-Leases Paid To Real Estate	228875	ADM Real Estate Division	14300	SR Real Property	10001302	ADRE Real Estate Operations	0027	1155 Market Lease	17378	Real Estate Real Property Fund	17378	Real Estate Real Property Fund	486220	Exp Rec Fr Controller (AAO)			1,040,567	1,089,718	0	1,089,718	1,089,718	0	1,089,718	
CON-ADM	CON	ADM	ADM	ADM-EASE-REAL-ESTATE	581650-Leases Paid To Real Estate	229228	CON Citywide Systems	10000	GF Work Order	10001306	CON Citywide Systems	0001	General Operations	10002	Interdepartmental-Overhead	10002	Interdepartmental-Overhead	581650	Leases Paid To Real Estate			-1,040,567	-1,089,718	0	-1,089,718	-1,089,718	0	-1,089,718	
CSS-ADM	CSS	ADM	ADM	ADM-EASE-REAL-ESTATE	581650-Leases Paid To Real Estate	228875	ADM Real Estate Division	14300	SR Real Property	10001302	ADRE Real Estate Operations	0049	101 New Montgomery Lease	17378	Real Estate Real Property Fund	17378	Real Estate Real Property Fund	486170	Exp Rec Fr Child Support Svcs(AAO)			907,891	911,812	0	911,812	911,812	0	911,812	
CSS-ADM	CSS	ADM	ADM	ADM-EASE-REAL-ESTATE	581650-Leases Paid To Real Estate	229264	CSS Child Support Services	11300	SR Child Support-Operating	10001654	CS Operations	0002	Case Management	10000	Operating	10000	Operating	581650	Leases Paid To Real Estate			-907,891	-911,812	0	-911,812	-911,812	0	-911,812	
DAT-ADM	DAT	ADM	ADM	ADM-EASE-REAL-ESTATE	581650-Leases Paid To Real Estate	228875	ADM Real Estate Division	14300	SR Real Property	10001302	ADRE Real Estate Operations	0046	350 Rhode Island Lease	17378	Real Estate Real Property Fund	17378	Real Estate Real Property Fund	486270	Exp Rec Fr District Attorney AAO			8,840,096	9,800,260	0	9,800,260	9,800,260	0	9,800,260	
DAT-ADM	DAT	ADM	ADM	ADM-EASE-REAL-ESTATE	581650-Leases Paid To Real Estate	229313	DAT District Attorney	10000	GF Annual Account Ctrl	10001772	DA Administration	0001	Administration	10000	Operating	10000	Operating	581650	Leases Paid To Real Estate			-8,840,096	-9,800,260	0	-9,800,260	-9,800,260	0	-9,800,260	
DBI-ADM	DBI	ADM	ADM	ADM-EASE-REAL-ESTATE	581650-Leases Paid To Real Estate	228875	ADM Real Estate Division	14300	SR Real Property	10001302	ADRE Real Estate Operations	0051	255 12th St Parking Lease	17378	Real Estate Real Property Fund	17378	Real Estate Real Property Fund	486110	Exp Rec Fr Bldg Inspection AAO			367,035	380,721	0	380,721	380,721	0	380,721	
DBI-ADM	DBI	ADM	ADM	ADM-EASE-REAL-ESTATE	581650-Leases Paid To Real Estate	207948	DBI IS Inspection Services-Gen	10190	SR BIF Operating Project	10001656	BI Building Inspection Service	0001	Building Inspection Services	10000	Operating	10000	Operating	581650	Leases Paid To Real Estate			-367,035	-380,721	0	-380,721	-380,721	0	-380,721	
DPH-ADM	DPH	ADM	ADM	ADM-EASE-REAL-ESTATE	581650-Leases Paid To Real Estate	228875	ADM Real Estate Division	14300	SR Real Property	10001302	ADRE Real Estate Operations	0049	101 New Montgomery Lease	17378	Real Estate Real Property Fund	17378	Real Estate Real Property Fund	486370	Exp Rec Fr Comm Health Svc AAO			1,175,993	1,181,072	0	1,181,072	1,181,072	0	1,181,072	
DPH-ADM	DPH	ADM	ADM	ADM-EASE-REAL-ESTATE	581650-Leases Paid To Real Estate	152644	HPH Operations/Infrastructure	10000	GF Annual Account Ctrl	10026697	HD HPH Admin	0001	HPH Admin	10000	Operating	10000	Operating	581650	Leases Paid To Real Estate			-1,175,993	-1,181,072	0	-1,181,072	-1,181,072	0	-1,181,072	
DPH-ADM	DPH	ADM	ADM	ADM-EASE-REAL-ESTATE	581650-Leases Paid To Real Estate	251917	HAD DPH Admin MIS	10010	GF Annual Authority Ctrl	10023255	HA Centralized IT	0004	Centralized IT-IT Operations	17077	HC Centralized It	17077	HC Centralized It	581650	Leases Paid To Real Estate			0	0	0	0	0	0	0	
DPW-ADM	DPW	ADM	ADM	ADM-EASE-REAL-ESTATE	581650-Leases Paid To Real Estate	228875	ADM Real Estate Division	14300	SR Real Property	10001302	ADRE Real Estate Operations	0051	255 12th St Parking Lease	17378	Real Estate Real Property Fund	17378	Real Estate Real Property Fund	486580	Exp Rec Fr Public Works (AAO)			42,761	44,356	0	44,356	44,356	0	44,356	
DPW-ADM	DPW	ADM	ADM	ADM-EASE-REAL-ESTATE	581650-Leases Paid To Real Estate	207954	DPW IDC Budgetary	13920	SR PW-Overhead	10029981	PW-Overhead	0002	PW Bureau Overhead	20678	PW IDC - Infra Dsign & Const	20678	PW IDC - Infra Dsign & Const	581650	Leases Paid To Real Estate			-42,761	-44,356	0	-44,356	-44,356	0	-44,356	
ENV-ADM	ENV	ADM	ADM	ADM-EASE-REAL-ESTATE	581650-Leases Paid To Real Estate	228875	ADM Real Estate Division	14300	SR Real Property	10001302	ADRE Real Estate Operations	0027	1155 Market Lease	17378	Real Estate Real Property Fund	17378	Real Estate Real Property Fund	486320	Exp Rec Fr Environment (AAO)			1,584,411	1,659,042	0	1,659,042	1,659,042	0	1,659,042	
ENV-ADM	ENV	ADM	ADM	ADM-EASE-REAL-ESTATE	581650-Leases Paid To Real Estate	229994	ENV Environment	12200	SR Env-Operating-Non-Project	10026725	EV Environmental Services	0001	EV Environmental Services	10000	Operating	10000	Operating	581650	Leases Paid To Real Estate			-449,609	-480,207	0	-480,207	-480,207	0	-480,207	
ENV-ADM	ENV	ADM	ADM	ADM-EASE-REAL-ESTATE	581650-Leases Paid To Real Estate	229994	ENV Environment	13990	SR Solid Waste Non-Project	10026725	EV Environmental Services	0001	EV Environmental Services	10000	Operating	10000	Operating	581650	Leases Paid To Real Estate			-934,802	-978,835	0	-978,835	-978,835	0	-978,835	
GEN-ADM	GEN	ADM	ADM	ADM-EASE-REAL-ESTATE	581650-Leases Paid To Real Estate	228875	ADM Real Estate Division	14300	SR Real Property	10001302	ADRE Real Estate Operations	0027	1155 Market Lease	17378	Real Estate Real Property Fund	17378	Real Estate Real Property Fund	486350	Exp Rec Fr Gen City Resp AAO			607,057	635,730	0	635,730	635,730	0	635,730	
GEN-ADM	GEN	ADM	ADM	ADM-EASE-REAL-ESTATE	581650-Leases Paid To Real Estate	228875	ADM Real Estate Division	14300	SR Real Property	10001302	ADRE Real Estate Operations	0047	777 Braman Lease	17378	Real Estate Real Property Fund	17378	Real Estate Real Property Fund	486350	Exp Rec Fr Gen City Resp AAO			1,675,020	1,730,271	0	1,730,271	1,730,271	0	1,730,271	
GEN-ADM	GEN	ADM	ADM	ADM-EASE-REAL-ESTATE	581650-Leases Paid To Real Estate	230018	GEN General City Responsibility	10000	GF Annual Account Ctrl	10026734	GE General City Services	0001	GE General City Services	10000	Operating	10000	Operating	581650	Leases Paid To Real Estate			-2,282,077	-2,366,001	0	-2,366,001	-2,366,001	0	-2,366,001	
HS-ADM	HS-ADM	ADM	ADM	ADM-EASE-REAL-ESTATE	581650-Leases Paid To Real Estate	228875	ADM Real Estate Division	14300	SR Real Property	10001302	ADRE Real Estate Operations	0051	255 12th St Parking Lease	17378	Real Estate Real Property Fund	17378	Real Estate Real Property Fund	486690	Exp Rec Fr Human Services AAO			129,144	133,927	0	133,927	133,927	0	133,927	
HS-ADM	HS-ADM	ADM	ADM	ADM-EASE-REAL-ESTATE	581650-Leases Paid To Real Estate	228875	ADM Real Estate Division	14300	SR Real Property	10001302	ADRE Real Estate Operations	0052	Soma Dog Park Parking Security	17378	Real Estate Real Property Fund	17378	Real Estate Real Property Fund	486690	Exp Rec Fr Human Services AAO			224,370	246,624	0	246,624	246,624	0	246,624	
HS-ADM	HS-ADM	ADM	ADM	ADM-EASE-REAL-ESTATE	581650-Leases Paid To Real Estate	140657	HS-AM Central Management	10000	GF Annual Account Ctrl	10001700	HS AD County Expense Claim	0001	Allocable Staff/Overhd	10000	Operating	10000	Operating	581650	Leases Paid To Real Estate			-353,514	-380,751	0	-380,751	-380,751	0	-380,751	
HSS-ADM	HSS	ADM	ADM	ADM-EASE-REAL-ESTATE	581650-Leases Paid To Real Estate	228875	ADM Real Estate Division	14300	SR Real Property	10001302	ADRE Real Estate Operations	0026	1145 Market Lease	17378	Real Estate Real Property Fund	17378	Real Estate Real Property Fund	486410	Exp Rec Fr Hes (AAO)			1,072,272	1,215,159	0	1,215,159	1,215,159	0	1,215,159	
HSS-ADM	HSS	ADM	ADM	ADM-EASE-REAL-ESTATE	581650-Leases Paid To Real Estate	291644	HSS Health Service System	10000	GF Annual Account Ctrl	10001707	HT Administration	0001	HSS Administration	10000	Operating	10000	Operating	581650	Leases Paid To Real Estate			-1,072,272	-1,215,159	0	-1,215,159	-1,215,159	0	-1,215,159	
LLB-ADM	LLB	ADM	ADM	ADM-EASE-REAL-ESTATE	581650-Leases Paid To Real Estate	228875	ADM Real Estate Division	14300	SR Real Property	10001302	ADRE Real Estate Operations	0026	1145 Market Lease	17378	Real Estate Real Property Fund	17378	Real Estate Real Property Fund	486440	Exp Rec Fr Law Library (AAO)			1,519,626	1,593,420	0	1,593,420	1,593,420	0	1,593,420	
LLB-ADM	LLB	ADM	ADM	ADM-EASE-REAL-ESTATE	581650-Leases Paid To Real Estate	230051	LLB Law Library	10000	GF Annual Account Ctrl	10026756	LL Law Library Operations	0001	LL Law Library Operations	10000	Operating	10000	Operating	581650	Leases Paid To Real Estate			-1,519,626	-1,593,420	0	-1,593,420	-1,593,420	0	-1,593,420	
RET-ADM	RET	ADM	ADM	ADM-EASE-REAL-ESTATE	581650-Leases Paid To Real Estate	228875	ADM Real Estate Division	14300	SR Real Property	10001302	ADRE Real Estate Operations	0026	1145 Market Lease	17378	Real Estate Real Property Fund	17378	Real Estate Real Property Fund	486640	Exp Rec Fr Retirement Svy AAO			2,146,007	2,236,572	0	2,236,572	2,236,572	0	2,236,572	
RET-ADM	RET	ADM	ADM	ADM-EASE-REAL-ESTATE	581650-Leases Paid To Real Estate	207980	RET SF Deferred Comp Program	10010	GF Annual Authority Ctrl	10024407	RS Employee Deferred Compensat	0001	Employee Deferred Compensation	17410	RS Employee Deferred Compensat	17410	RS Employee Deferred Compensat	581650	Leases Paid To Real Estate			0	0	0	0	0	0	0	
RET-ADM	RET	ADM	ADM	ADM-EASE-REAL-ESTATE	581650-Leases Paid To Real Estate	207980	RET SF Deferred Comp Program	10020	GF Continuing Authority Ctrl	10024407	ADRE Employee Deferred Compensat	0001	Employee Deferred Compensation	17410	RS Employee Deferred Compensat	17410	RS Employee Deferred Compensat	581650	Leases Paid To Real Estate			-119,980	-125,043	0	-125,043	0	0	0	
RET-ADM	RET	ADM	ADM	ADM-EASE-REAL-ESTATE	581650-Leases Paid To Real Estate	232318	RET Retirement Services	31330	Employees Retirement Trust	10026798	RS Administration	0001	RS Administration	10000	Operating	10000	Operating	581650	Leases Paid To Real Estate			-1,810,608	-1,887,019	0	-1,887,019	-1,887,019	0	-1,887,019	
RET-ADM	RET	ADM	ADM	ADM-EASE-REAL-ESTATE	581650-Leases Paid To Real Estate	232320	RET Administration	31330	Employees Retirement Trust	10026798	RS Administration	0001	RS Administration	10000	Operating	10000	Operating	581650	Leases Paid To Real Estate			-215,419	-224,510	0	-224,510	-224,510	0	-224,510	
TTX-ADM	TTX	ADM	ADM	ADM-EASE-REAL-ESTATE	581650-Leases Paid To Real Estate	228875	ADM Real Estate Division	14300	SR Real Property	10001302	ADRE Real Estate Operations	0027	1155 Market Lease	17378	Real Estate Real Property Fund	17378	Real Estate Real Property Fund	486720	Exp Rec Fr Treat-Tax Ctl AAO			2,054,777	2,151,626	0	2,151,626	2,151,626	0	2,151,626	
TTX-ADM	TTX	ADM	ADM	ADM-EASE-REAL-ESTATE	581650-Leases Paid To Real Estate	232344	TTX Management - Admin	10000	GF Annual Account Ctrl	10001748	TX Administration	0001	TX Administration	10000	Operating	10000	Operating	581650	Leases Paid To Real Estate			-2,048,777	-2,145,551	0	-2,145,551	-2,145,551	0	-2,145,551	
TTX-ADM	TTX	ADM	ADM	ADM-EASE-REAL-ESTATE	581650-Leases Paid To Real Estate	232348	TTX Treasury - Cashier	10000	GF Annual Account Ctrl	10001751	TX Financial Services	0001	TX Financial Services	10000	Operating	10000	Operating	581650	Leases Paid To Real Estate			-6,000	-6,075	0	-6,075	-6,075	0	-6,075	
DBI-ADM	DBI	ADM	ADM	ADM-PERMIT	581084-ADM Permit Center	228875	ADM Real Estate Division	10020	GF Continuing Authority Ctrl	10034933	ADRE 49SWN Permit Center	0001	Permit Center Operations	20925	ADRE Permit Center Operating	20925	ADRE Permit Center Operating	486110	Exp Rec Fr Bldg Inspection AAO			0	0	0	0	0	0	0	
DBI-ADM	DBI	ADM	ADM	ADM-PERMIT	581084-ADM Permit Center	228875	ADM Real Estate Division	10020	GF Continuing Authority Ctrl	10034933	ADRE 49SWN Permit Center	0002	Electronic Plan Review	20925	ADRE Permit Center Operating	20925	ADRE Permit Center Operating	486110	Exp Rec Fr Bldg Inspection AAO			0	0	0	0	0	0	0	
DBI-ADM	DBI	ADM	ADM	ADM-PERMIT	581084-ADM Permit Center	228875	ADM Real Estate Division	10060	GF Work Order	10034933	ADRE 49SWN Permit Center	0001	Permit Center Operations	10002	Interdepartmental-Overhead	10002	Interdepartmental-Overhead	486110	Exp Rec Fr Bldg Inspection AAO			5,566,984	5,350,169	0	5,350,169	5,350,169	0	5,350,169	
DBI-ADM	DBI	ADM	ADM	ADM-PERMIT	581084-ADM Permit Center	228875	ADM Real Estate Division	10060	GF Work Order	10034933	ADRE 49SWN Permit Center	0002	Electronic Plan Review	10002	Interdepartmental-Overhead	10002	Interdepartmental-Overhead	486110	Exp Rec Fr Bldg Inspection AAO			409,744	409,423	0	409,423	409,423	0	409,423	
DBI-ADM	DBI	ADM	ADM	ADM-PERMIT	581084-ADM Permit Center	207948	DBI IS Inspection Services-Gen	10190	SR BIF Operating Project	10001656	BI Building Inspection Service	0001	Building Inspection Services	10000	Operating	10000	Operating	581084	ADM Permit Center			-5,978,728	-5,759,592	0	-5,759,592	-5,759,592	0	-5,759,592	
GEN-ADM	GEN	ADM	ADM	ADM-PERMIT	581084-ADM Permit Center	228875	ADM Real Estate Division	10060	GF Work Order	10034933	ADRE 49SWN Permit Center	0001	Permit Center Operations	10002	Interdepartmental-Overhead	10002	Interdepartmental-Overhead	486350	Exp Rec Fr Gen City Resp AAO			2,028,475	1,947,553	0	1,947,553	1,947,553	0	1,947,553	
GEN-ADM	GEN	ADM	ADM	ADM-PERMIT	581084-ADM Permit Center	228875	ADM Real Estate Division	10060	GF Work Order	10034933	ADRE 49SWN Permit Center	0002	Electronic Plan Review	10002	Interdepartmental-Overhead	10002	Interdepartmental-Overhead	486350	Exp Rec Fr Gen City Resp AAO			149,154	149,037	0	149,037	149,037	0	149,037	
GEN-ADM	GEN	ADM	ADM	ADM-PERMIT	581084-ADM Permit Center	230018	GEN General City Responsibility	10000	GF Annual Account Ctrl	10026734	GE General City Services	0001	GE General City Services	10000	Operating	10000	Operating	581084	ADM Permit Center			-2,175,629	-2,096,590	0	-2,096,590	-2,096,590			



Dept Pair		Requesting	Performing	WO Ref ID	WO Ref Title	Dept ID	Dept ID Title	Fund	Fund Title	Project	Project Title	Activity	Activity Title	Authority Lvl 1	Authority Lvl 1 Title	Authority	Authority Title	Account	Account Title	Agency Use	Agency Use Title	FY 2022-23 Original	FY 2023-24 Rollover	FY 2023-24 Centrally Loaded Changes	FY 2023-24 Centrally Loaded Proposal	FY 2024-25 Rollover	FY 2024-25 Centrally Loaded Changes	FY 2024-25 Centrally Loaded Proposal	Centrally Loaded Comments
HRD-ADM	HRD	ADM	ADM-RENT-REAL-ESTATE	581890-GF-Rent Paid To Real Estate	228875	ADM Real Estate Division	14300	SR Real Property	10001302	ADRE Real Estate Operations	0021	Rent Recoveries	17378	Real Estate Real Property Fund	17378	Real Estate Real Property Fund	486590	Exp Rec Fr Human Resources AAO			2,692,857	2,785,602	0	2,785,602	2,785,602	0	2,785,602		
HRD-ADM	HRD	ADM	ADM-RENT-REAL-ESTATE	581890-GF-Rent Paid To Real Estate	223022	HRD Administration	14300	GF Annual Account Cntl	10026742	HR Administration	0001	HR Administration	10000	Operating	10000	Operating	581890	GF-Rent Paid To Real Estate	-1,885,000	-1,949,922	0	-1,949,922	-1,949,922	0	-1,949,922				
HRD-ADM	HRD	ADM	ADM-RENT-REAL-ESTATE	581890-GF-Rent Paid To Real Estate	223027	HRD Workers Compensation	12490	SR Workers' Compensation	10026742	HR Administration	0001	HR Administration	10000	Operating	10000	Operating	581890	GF-Rent Paid To Real Estate	-807,857	-835,680	0	-835,680	-835,680	0	-835,680				
HS-ADM	HS-ADM	ADM	ADM-RENT-REAL-ESTATE	581890-GF-Rent Paid To Real Estate	228875	ADM Real Estate Division	14300	Rent Recoveries	10001302	ADRE Real Estate Operations	0021	Rent Recoveries	17378	Real Estate Real Property Fund	17378	Real Estate Real Property Fund	486590	Exp Rec Fr Human Services AAO	6,874,419	7,111,181	0	7,111,181	7,111,181	0	7,111,181				
HS-ADM	HS-ADM	ADM	ADM-RENT-REAL-ESTATE	581890-GF-Rent Paid To Real Estate	140647	HS-AG In-Home Supportive Svc	10000	GF Annual Account Cntl	10001701	HS AG County Expense Claim	0007	IHSS Svcs	10000	Operating	10000	Operating	581890	GF-Rent Paid To Real Estate	-114,821	-118,775	0	-118,775	-118,775	0	-118,775				
HS-ADM	HS-ADM	ADM	ADM-RENT-REAL-ESTATE	581890-GF-Rent Paid To Real Estate	140657	HS-AM Central Management	10000	GF Annual Account Cntl	10001700	HS AG County Expense Claim	0001	Allocable Staffs/Overhd	10000	Operating	10000	Operating	581890	GF-Rent Paid To Real Estate	-5,610,466	-5,803,697	0	-5,803,697	-5,803,697	0	-5,803,697				
HS-ADM	HS-ADM	ADM	ADM-RENT-REAL-ESTATE	581890-GF-Rent Paid To Real Estate	140657	HS-AM Central Management	10000	GF Annual Account Cntl	10001700	HS AG County Expense Claim	0002	General Fund Only	10000	Operating	10000	Operating	581890	GF-Rent Paid To Real Estate	-1,149,132	-1,188,709	0	-1,188,709	-1,188,709	0	-1,188,709				
MTA-ADM	MTA	ADM	ADM-RENT-REAL-ESTATE	581890-GF-Rent Paid To Real Estate	228875	ADM Real Estate Division	14300	SR Real Property	10001302	ADRE Real Estate Operations	0007	City Hall	17378	Real Estate Real Property Fund	17378	Real Estate Real Property Fund	486480	Exp Rec Fr Muni Transprt'nAAO			11,280	11,280	0	11,280	11,280	0	11,280		
MTA-ADM	MTA	ADM	ADM-RENT-REAL-ESTATE	581890-GF-Rent Paid To Real Estate	228875	ADM Real Estate Division	14300	SR Real Property	10001302	ADRE Real Estate Operations	0021	Rent Recoveries	17378	Real Estate Real Property Fund	17378	Real Estate Real Property Fund	486480	Exp Rec Fr Muni Transprt'nAAO	10,992,639	11,371,236	0	11,371,236	11,371,236	0	11,371,236				
MTA-ADM	MTA	ADM	ADM-RENT-REAL-ESTATE	581890-GF-Rent Paid To Real Estate	228875	ADM Real Estate Division	14300	SR Real Property	10001302	ADRE Real Estate Operations	0041	Markets	17378	Real Estate Real Property Fund	17378	Real Estate Real Property Fund	486480	Exp Rec Fr Muni Transprt'nAAO			41,050	41,050	0	41,050	41,050	0	41,050		
MTA-ADM	MTA	ADM	ADM-RENT-REAL-ESTATE	581890-GF-Rent Paid To Real Estate	138668	MTACOME Admin Services	22305	MTA TS OPR PROJ SUP-PSF NEW	10001721	MT Capital Investment	0023	Cop General Administration-UND	10000	Operating	10000	Operating	581890	GF-Rent Paid To Real Estate	-1,988,770	-2,057,265	0	-2,057,265	-2,057,265	0	-2,057,265				
MTA-ADM	MTA	ADM	ADM-RENT-REAL-ESTATE	581890-GF-Rent Paid To Real Estate	175658	MTATZ Taxi Regulat'n & Policy	22870	MTA SS Op Annual Account Cntl	10001728	MX Taxi Services	0001	MX Taxi Services	10000	Operating	10000	Operating	581890	GF-Rent Paid To Real Estate	-135,590	-140,260	0	-140,260	-140,260	0	-140,260				
MTA-ADM	MTA	ADM	ADM-RENT-REAL-ESTATE	581890-GF-Rent Paid To Real Estate	207801	MTASSENSE Transp Overhead	22870	MTA SS Op Annual Account Cntl	10001723	MS Parking & Traffic Enforcement	0001	MS Parking & Traffic Enforcement	10000	Operating	10000	Operating	581890	GF-Rent Paid To Real Estate	-1,048,574	-1,084,299	0	-1,084,299	-1,084,299	0	-1,084,299				
MTA-ADM	MTA	ADM	ADM-RENT-REAL-ESTATE	581890-GF-Rent Paid To Real Estate	207809	MTASSTP Transp Plan Project	22305	MTA TS OPR PROJ SUP-PSF NEW	10001722	MT Development And Planning	0002	Dev Vehicle Operations-UND	10000	Operating	10000	Operating	581890	GF-Rent Paid To Real Estate	-542,363	-561,043	0	-561,043	-561,043	0	-561,043				
MTA-ADM	MTA	ADM	ADM-RENT-REAL-ESTATE	581890-GF-Rent Paid To Real Estate	208657	MTAAW Transi-wide	22265	MTA OH OPR AGENCYWIDE NEW	10001719	MT Administration	0023	Adm General Administration-UND	10000	Operating	10000	Operating	581890	GF-Rent Paid To Real Estate	-7,104,538	-7,349,225	0	-7,349,225	-7,349,225	0	-7,349,225				
MTA-ADM	MTA	ADM	ADM-RENT-REAL-ESTATE	581890-GF-Rent Paid To Real Estate	210669	MTATSTB Operations Training	22260	MTA TS Op Annual Account Cntl	10001724	MT Rail & Bus Services	0002	Bus Vehicle Operations-UND	10000	Operating	10000	Operating	581890	GF-Rent Paid To Real Estate	-225,134	-231,474	0	-231,474	-231,474	0	-231,474				
MYR-ADM	MYR	ADM	ADM-RENT-REAL-ESTATE	581890-GF-Rent Paid To Real Estate	228875	ADM Real Estate Division	14300	SR Real Property	10001302	ADRE Real Estate Operations	0021	Rent Recoveries	17378	Real Estate Real Property Fund	17378	Real Estate Real Property Fund	486480	Exp Rec From Mohcd			1,129,226	1,168,118	0	1,168,118	1,168,118	0	1,168,118		
MYR-ADM	MYR	ADM	ADM-RENT-REAL-ESTATE	581890-GF-Rent Paid To Real Estate	223065	MYR Housing & Community Dev	10000	GF Annual Account Cntl	10001734	MO-Admin and Programs	0001	Admin and Programs	10000	Operating	10000	Operating	581890	GF-Rent Paid To Real Estate	-1,129,226	-1,168,118	0	-1,168,118	-1,168,118	0	-1,168,118				
PDR-ADM	PDR	ADM	ADM-RENT-REAL-ESTATE	581890-GF-Rent Paid To Real Estate	228875	ADM Real Estate Division	14300	SR Real Property	10001302	ADRE Real Estate Operations	0021	Rent Recoveries	17378	Real Estate Real Property Fund	17378	Real Estate Real Property Fund	486510	Exp Rec Fr Public Defender AAO			1,491,485	1,542,853	0	1,542,853	1,542,853	0	1,542,853		
PDR-ADM	PDR	ADM	ADM-RENT-REAL-ESTATE	581890-GF-Rent Paid To Real Estate	223062	PDR Public Defender	10000	GF Annual Account Cntl	10001869	PD CRIMINAL DEFENSE - GF	0001	CRIMINAL DEFENSE - GF	10000	Operating	10000	Operating	581890	GF-Rent Paid To Real Estate	-1,491,485	-1,542,853	0	-1,542,853	-1,542,853	0	-1,542,853				
POL-ADM	POL	ADM	ADM-RENT-REAL-ESTATE	581890-GF-Rent Paid To Real Estate	228875	ADM Real Estate Division	14300	SR Real Property	10001302	ADRE Real Estate Operations	0021	Rent Recoveries	17378	Real Estate Real Property Fund	17378	Real Estate Real Property Fund	486500	Exp Rec Fr Police Comm'n AAO			16,089,822	16,623,282	0	16,623,282	16,623,282	0	16,623,282		
POL-ADM	POL	ADM	ADM-RENT-REAL-ESTATE	581890-GF-Rent Paid To Real Estate	223098	POL Admin	10000	GF Annual Account Cntl	10001863	PC Operational Support Dept	0001	Operational Support Dept	10000	Operating	10000	Operating	581890	GF-Rent Paid To Real Estate	-16,089,822	-16,623,282	0	-16,623,282	-16,623,282	0	-16,623,282				
RNT-ADM	RNT	ADM	ADM-RENT-REAL-ESTATE	581890-GF-Rent Paid To Real Estate	228875	ADM Real Estate Division	14300	SR Real Property	10001302	ADRE Real Estate Operations	0021	Rent Recoveries	17378	Real Estate Real Property Fund	17378	Real Estate Real Property Fund	486570	Exp Rec Fr Rent ArntforBld AAO			1,020,434	1,055,580	0	1,055,580	1,055,580	0	1,055,580		
RNT-ADM	RNT	ADM	ADM-RENT-REAL-ESTATE	581890-GF-Rent Paid To Real Estate	223325	RNT Rent Arbitration Board	10850	RN Rent Arbitration Board	10026769	RN Rent Stabilization	0001	RN Rent Stabilization	10000	Operating	10000	Operating	581890	GF-Rent Paid To Real Estate	-1,020,434	-1,055,580	0	-1,055,580	-1,055,580	0	-1,055,580				
SHF-ADM	SHF	ADM	ADM-RENT-REAL-ESTATE	581890-GF-Rent Paid To Real Estate	228875	ADM Real Estate Division	14300	SR Real Property	10001302	ADRE Real Estate Operations	0021	Rent Recoveries	17378	Real Estate Real Property Fund	17378	Real Estate Real Property Fund	486670	Exp Rec Fr Sheriff (AAO)			759,559	785,718	0	785,718	785,718	0	785,718		
SHF-ADM	SHF	ADM	ADM-RENT-REAL-ESTATE	581890-GF-Rent Paid To Real Estate	223331	SHF Administration	10000	GF Annual Account Cntl	10001912	SH Administration	0005	Internal Affairs	10000	Operating	10000	Operating	581890	GF-Rent Paid To Real Estate	-122,019	-126,221	0	-126,221	-126,221	0	-126,221				
SHF-ADM	SHF	ADM	ADM-RENT-REAL-ESTATE	581890-GF-Rent Paid To Real Estate	223331	SHF Administration	10000	GF Annual Account Cntl	10001936	SH Programs Div Support	0001	Programs Division Support	10000	Operating	10000	Operating	581890	GF-Rent Paid To Real Estate	-637,540	-659,497	0	-659,497	-659,497	0	-659,497				
TIS-ADM	TIS	ADM	ADM-RENT-REAL-ESTATE	581890-GF-Rent Paid To Real Estate	228875	ADM Real Estate Division	14300	SR Real Property	10001302	ADRE Real Estate Operations	0021	Rent Recoveries	17378	Real Estate Real Property Fund	17378	Real Estate Real Property Fund	486710	Exp Rec From Isd (AAO)			1,572,479	1,626,637	0	1,626,637	1,626,637	0	1,626,637		
TIS-ADM	TIS	ADM	ADM-RENT-REAL-ESTATE	581890-GF-Rent Paid To Real Estate	223241	DT Admin Administration	28070	ISTIF Annual Authority Cntl	10024777	DT Di Operating Master Project	0001	DT Operating Master Project	17582	DT Di Operating Master Project	17582	DT Di Operating Master Project	581890	GF-Rent Paid To Real Estate	-1,572,479	-1,626,637	0	-1,626,637	-1,626,637	0	-1,626,637				
WOM-ADM	WOM	ADM	ADM-RENT-REAL-ESTATE	581890-GF-Rent Paid To Real Estate	228875	ADM Real Estate Division	14300	SR Real Property	10001302	ADRE Real Estate Operations	0021	Rent Recoveries	17378	Real Estate Real Property Fund	17378	Real Estate Real Property Fund	486790	Exp Rec Fr Status Of Women AAO			115,338	119,310	0	119,310	119,310	0	119,310		
WOM-ADM	WOM	ADM	ADM-RENT-REAL-ESTATE	581890-GF-Rent Paid To Real Estate	223295	WOM Status Of Women	10000	GF Annual Account Cntl	10026501	WO Status of Women	0001	WO Status of Women	10000	Operating	10000	Operating	581890	GF-Rent Paid To Real Estate	-115,338	-119,310	0	-119,310	-119,310	0	-119,310				
AAH-ADM	AAH	ADM	ADM-REPRO	581820-Is-Purch-Reproduction	228880	ADM ReproMail	28310	ISOIS REPRODUCTION FUND	10003098	ADRP ReproMail	0001	ReproMail Operations	10000	Operating	10000	Operating	581890	Exp Rec Fr Asian Arts Musm AAO			500	500	0	500	500	0	500		
AAH-ADM	AAH	ADM	ADM-REPRO	581820-Is-Purch-Reproduction	228855	AAH Asian Art Museum	10000	GF Annual Account Cntl	10026660	AA Public Art and Culture	0001	AA Public Art and Culture	10000	Operating	10000	Operating	581820	Is-Purch-Reproduction	-500	-500	0	-500	-500	0	-500				
ADM-ADM	ADM	ADM	ADM-REPRO	581820-Is-Purch-Reproduction	228880	ADM ReproMail	28310	ISOIS REPRODUCTION FUND	10003098	ADRP ReproMail	0001	ReproMail Operations	10000	Operating	10000	Operating	581890	Exp Rec Fr Admin Svcs (AAO)			179,823	205,573	0	205,573	205,573	0	205,573		
ADM-ADM	ADM	ADM	ADM-REPRO	581820-Is-Purch-Reproduction	228880	ADM ReproMail	28310	ISOIS REPRODUCTION FUND	10003098	ADRP ReproMail	0001	ReproMail Operations	10000	Operating	10000	Operating	581890	Exp Rec Fr Admin Svcs (AAO)			20,710	20,710	0	20,710	20,710	0	20,710		
ADM-ADM	ADM	ADM	ADM-REPRO	581820-Is-Purch-Reproduction	228880	ADM ReproMail	28310	ISOIS REPRODUCTION FUND	10003098	ADRP ReproMail	0001	ReproMail Operations	10000	Operating	10000	Operating	581890	Exp Rec Fr Admin Svcs (AAO)			10,856	10,856	0	10,856	10,856	0	10,856		
ADM-ADM	ADM	ADM	ADM-REPRO	581820-Is-Purch-Reproduction	207644	ADM 311 Customer Service Ctr	10000	GF Annual Account Cntl	10003071	ADAC 311 Call Center	0001	311 Operations	10000	Operating	10000	Operating	581820	Is-Purch-Reproduction	-5,000	-5,000	0	-5,000	-5,000	0	-5,000				
ADM-ADM	ADM	ADM	ADM-REPRO	581820-Is-Purch-Reproduction	207648	ADM County Clerk	10000	GF Annual Account Cntl	10003085	ADCC County Clerk	0001	County Clerk Operations	10000	Operating	10000	Operating	581820	Is-Purch-Reproduction	-10,448	-10,448	0	-10,448	-10,448	0	-10,448				
ADM-ADM	ADM	ADM	ADM-REPRO	581820-Is-Purch-Reproduction	207652	ADM Labor Standards	10000	GF Annual Account Cntl	10003086	ADLS Labor Standards	0001	Labor Standards Operations	10000	Operating	10000	Operating	581820	Is-Purch-Reproduction	-81,000	-81,000	0	-81,000	-81,000	0	-81,000				
ADM-ADM	ADM	ADM	ADM-REPRO	581820-Is-Purch-Reproduction	207655	ADM Treasure Island Dev Auth	31920	TI Continuing Authority Cntl	10001292	ADTI Treasure Island DevAuth	0001	TIDA Operations	19599	AD Treasure Island Project	16525	AD Treasure Island Project	581820	Is-Purch-Reproduction	-11,933	-37,683	0	-37,683	-37,683	0	-37,683				
ADM-ADM	ADM	ADM	ADM-REPRO	581820-Is-Purch-Reproduction	208672	ADM Contract Monitoring	10060	CHD Contract Monitoring	10003070	ADCM Contract Monitoring	0001	CHD Operations	10002	Interdepartmental-Overhead	10002	Interdepartmental-Overhead	581820	Is-Purch-Reproduction	-6,108	-6,108	0	-6,108	-6,108	0	-6,108				
ADM-ADM	ADM	ADM	ADM-REPRO	581820-Is-Purch-Reproduction	228856	ADM Administration	10000	GF Annual Account Cntl	10003081	ADAD CSA Human Resources	0001	GSARH Operations	10000	Operating	10000	Operating	581820	Is-Purch-Reproduction	-1,889	-1,889	0	-1,889	-1,889	0	-1,889				
ADM-ADM	ADM	ADM	ADM-REPRO	581820-Is-Purch-Reproduction	228856	ADM Administration	10000	GF Annual Account Cntl	10003082	ADAM Admin Operations	0001	ADM Operations	10000	Operating	10000	Operating	581820	Is-Purch-Reproduction	-9,608	-9,608	0	-9,608	-9,608	0	-9,608				
ADM-ADM	ADM	ADM	ADM-REPRO	581820-Is-Purch-Reproduction	228875	ADM Real Estate Division	10020	GF Continuing Authority Cntl	10034853	ADRE 495VN Permit Center	0001	Permit Center Operations	20925	ADRE Permit Center Operating	20925	ADRE Permit Center Operating	581820	Is-Purch-Reproduction	0	0	0	0							



Dept Pair	Requesting	Performing	WO Ref ID	WO Ref Title	Dept ID	Dept ID Title	Fund	Fund Title	Project	Project Title	Activity	Activity Title	Authority Lvl 1	Authority Lvl 1 Title	Authority	Authority Title	Account	Account Title	Agency Use	Agency Use Title	FY 2022-23 Original	FY 2023-24 Rollover	FY 2023-24 Centrality Loaded Changes	FY 2023-24 Centrality Loaded Proposal	FY 2024-25 Rollover	FY 2024-25 Centrality Loaded Changes	FY 2024-25 Centrality Loaded Proposal	Centrally Loaded Comments
DBI-ADM	DBI	ADM	ADM-REPRO	581820-Is-Purch-Reproduction	229330	DBI ADM Director	10190	SR BIF Operating Project	10001655	BI Administration-General	0001	Administration/General	10000	Operating	10000	Operating	581820	Is-Purch-Reproduction			-40,000	0	0	0	0	0	0	
DEC-ADM	DEC	ADM	ADM-REPRO	581820-Is-Purch-Reproduction	228880	ADM ReproMail	28310	ISOIS REPRODUCTION FUND	10003088	ADRP Repromail	0001	Regional Operations	10000	Operating	10000	Operating	486191	Exp Rec Fr Early Childhood			100,000	100,000	0	100,000	100,000	0	100,000	
DEC-ADM	DEC	ADM	ADM-REPRO	581820-Is-Purch-Reproduction	186644	HSA Early Care & Education	11140	SR PEEF Annual Contr-EarlyCare	10022908	HS CH PEEF	0004	OECE Baseline	16923	PEEF	16923	PEEF	581820	Is-Purch-Reproduction			0	0	0	0	0	0	0	
DEC-ADM	DEC	ADM	ADM-REPRO	581820-Is-Purch-Reproduction	229051	DECE Early Care & Education	11140	SR PEEF Annual Contr-EarlyCare	10022908	HS CH PEEF	0004	OECE Baseline	16923	PEEF	16923	PEEF	581820	Is-Purch-Reproduction			-100,000	-100,000	0	-100,000	-100,000	0	-100,000	
DEC-ADM	DEC	ADM	ADM-REPRO	581820-Is-Purch-Reproduction	229052	DEC Children & Families Common	11000	SR CFC ContinuingAuthorityCtrl	10022906	Prop 10 - Tobacco Tax Funding	0001	General/Operations	16921	CF Prop 10 - Tobacco Tax Fundi	16921	CF Prop 10 - Tobacco Tax Fundi	581820	Is-Purch-Reproduction			0	0	0	0	0	0	0	
DEC-ADM	DEC	ADM	ADM-REPRO	581820-Is-Purch-Reproduction	229052	DEC Children & Families Common	11000	SR CFC ContinuingAuthorityCtrl	10022906	Prop 10 - Tobacco Tax Funding	0008	Family Support	16921	CF Prop 10 - Tobacco Tax Fundi	16921	CF Prop 10 - Tobacco Tax Fundi	581820	Is-Purch-Reproduction			0	0	0	0	0	0	0	
DEC-ADM	DEC	ADM	ADM-REPRO	581820-Is-Purch-Reproduction	229052	DEC Children & Families Common	11000	SR CFC ContinuingAuthorityCtrl	10022906	Prop 10 - Tobacco Tax Funding	0009	Child Development	16921	CF Prop 10 - Tobacco Tax Fundi	16921	CF Prop 10 - Tobacco Tax Fundi	581820	Is-Purch-Reproduction			0	0	0	0	0	0	0	
DEC-ADM	DEC	ADM	ADM-REPRO	581820-Is-Purch-Reproduction	229052	DEC Children & Families Common	11000	SR CFC ContinuingAuthorityCtrl	10022906	Prop 10 - Tobacco Tax Funding	0010	Child Health	16921	CF Prop 10 - Tobacco Tax Fundi	16921	CF Prop 10 - Tobacco Tax Fundi	581820	Is-Purch-Reproduction			0	0	0	0	0	0	0	
DEC-ADM	DEC	ADM	ADM-REPRO	581820-Is-Purch-Reproduction	229052	DEC Children & Families Common	11000	SR CFC ContinuingAuthorityCtrl	10022906	Prop 10 - Tobacco Tax Funding	0011	Evaluation	16921	CF Prop 10 - Tobacco Tax Fundi	16921	CF Prop 10 - Tobacco Tax Fundi	581820	Is-Purch-Reproduction			0	0	0	0	0	0	0	
DEC-ADM	DEC	ADM	ADM-REPRO	581820-Is-Purch-Reproduction	229052	DEC Children & Families Common	11000	SR CFC ContinuingAuthorityCtrl	10022906	Prop 10 - Tobacco Tax Funding	0014	Systems Of Change	16921	CF Prop 10 - Tobacco Tax Fundi	16921	CF Prop 10 - Tobacco Tax Fundi	581820	Is-Purch-Reproduction			0	0	0	0	0	0	0	
DEC-ADM	DEC	ADM	ADM-REPRO	581820-Is-Purch-Reproduction	229052	DEC Children & Families Common	11020	SR Children&FamiliesGrants Fed	10035577	CFC IMPACT 2020 Local	0009	Child Development	16921	CF Prop 10 - Tobacco Tax Fundi	16921	CF Prop 10 - Tobacco Tax Fundi	581820	Is-Purch-Reproduction			0	0	0	0	0	0	0	
DEC-ADM	DEC	ADM	ADM-REPRO	581820-Is-Purch-Reproduction	229052	DEC Children & Families Common	11020	SR Children&FamiliesGrants Fed	10037041	CFC IMPACT 2022 HUB	0009	Child Development	16921	CF Prop 10 - Tobacco Tax Fundi	16921	CF Prop 10 - Tobacco Tax Fundi	581820	Is-Purch-Reproduction			0	0	0	0	0	0	0	
DEC-ADM	DEC	ADM	ADM-REPRO	581820-Is-Purch-Reproduction	229052	DEC Children & Families Common	11020	SR Children&FamiliesGrants Fed	10039532	CFC IMPACT 2024 Local	0009	Child Development	16921	CF Prop 10 - Tobacco Tax Fundi	16921	CF Prop 10 - Tobacco Tax Fundi	581820	Is-Purch-Reproduction			0	0	0	0	0	0	0	
DEC-ADM	DEC	ADM	ADM-REPRO	581820-Is-Purch-Reproduction	229052	DEC Children & Families Common	11020	SR Children&FamiliesGrants Fed	10039533	CFC IMPACT 2024 HUB	0009	Child Development	16921	CF Prop 10 - Tobacco Tax Fundi	16921	CF Prop 10 - Tobacco Tax Fundi	581820	Is-Purch-Reproduction			0	0	0	0	0	0	0	
DEM-ADM	DEM	ADM	ADM-REPRO	581820-Is-Purch-Reproduction	228880	ADM ReproMail	28310	ISOIS REPRODUCTION FUND	10003088	ADRP Repromail	0001	Regional Operations	10000	Operating	10000	Operating	486310	Exp Rec Fr EmergencyComenctnAAO			15,437	15,437	0	15,437	15,437	0	15,437	
DEM-ADM	DEM	ADM	ADM-REPRO	581820-Is-Purch-Reproduction	229985	DEM Administration	10000	GF Annual Account Ctrl	10001776	EM DEM ADMINISTRATION	0001	DEM Administration	10000	Operating	10000	Operating	581820	Is-Purch-Reproduction			-15,437	-15,437	0	-15,437	-15,437	0	-15,437	
DPA-ADM	DPA	ADM	ADM-REPRO	581820-Is-Purch-Reproduction	228880	ADM ReproMail	28310	ISOIS REPRODUCTION FUND	10003088	ADRP Repromail	0001	Regional Operations	10000	Operating	10000	Operating	486565	Exp Rec Fr Police ActctblyAAO			6,101	6,101	0	6,101	6,101	0	6,101	
DPA-ADM	DPA	ADM	ADM-REPRO	581820-Is-Purch-Reproduction	209644	DPA Police Accountability	10000	GF Annual Account Ctrl	10001908	PC Citizen Complaints	0001	Office Of Citizen Complaints	10000	Operating	10000	Operating	581820	Is-Purch-Reproduction			-6,101	-6,101	0	-6,101	-6,101	0	-6,101	
DPH-ADM	DPH	ADM	ADM-REPRO	581820-Is-Purch-Reproduction	228880	ADM ReproMail	28310	ISOIS REPRODUCTION FUND	10003088	ADRP Repromail	0001	Regional Operations	10000	Operating	10000	Operating	486370	Exp Rec Fr Comm Health Svc AAO			1,339,472	1,339,472	0	1,339,472	1,339,472	0	1,339,472	
DPH-ADM	DPH	ADM	ADM-REPRO	581820-Is-Purch-Reproduction	162644	HNS HIV/HtlSvcs	10000	GF Annual Account Ctrl	10026709	HN HIV/AIDS Health Services	0001	HV/AIDS Health Services	10000	Operating	10000	Operating	581820	Is-Purch-Reproduction			-953	-953	0	-953	-953	0	-953	
DPH-ADM	DPH	ADM	ADM-REPRO	581820-Is-Purch-Reproduction	179691	HNS Managed Care	10000	GF Annual Account Ctrl	10001674	HN MC Office of Managed Care	0001	Office of Managed Care	10000	Operating	10000	Operating	581820	Is-Purch-Reproduction			-5,000	-5,000	0	-5,000	-5,000	0	-5,000	
DPH-ADM	DPH	ADM	ADM-REPRO	581820-Is-Purch-Reproduction	190644	HAD DPH Admin Finance	10000	GF Annual Account Ctrl	10026707	HA Office of Vital Records	0001	Vital Records	10000	Operating	10000	Operating	581820	Is-Purch-Reproduction			-11,128	-11,128	0	-11,128	-11,128	0	-11,128	
DPH-ADM	DPH	ADM	ADM-REPRO	581820-Is-Purch-Reproduction	210654	HGH Acute Care Rollup	21090	SFGHQy Annual Account Ctrl	10001634	H3 HOSPITAL BUDGET, ROLL-UP	0001	9990 ACUTE CARE ROLLUP	10000	Operating	10000	Operating	581820	Is-Purch-Reproduction			-659,000	-659,000	0	-659,000	-659,000	0	-659,000	
DPH-ADM	DPH	ADM	ADM-REPRO	581820-Is-Purch-Reproduction	240646	HBM Substance Use Disorder	10000	GF Annual Account Ctrl	10001681	HB SUD - Community Care	0003	SUDS Community Care	10000	Operating	10000	Operating	581820	Is-Purch-Reproduction			-60,620	-60,620	0	-60,620	-60,620	0	-60,620	
DPH-ADM	DPH	ADM	ADM-REPRO	581820-Is-Purch-Reproduction	240648	HMH Health At Home	10000	GF Annual Account Ctrl	10026701	DPH Health At Home	0001	DPH Health At Home	10000	Operating	10000	Operating	581820	Is-Purch-Reproduction			-8,417	-8,417	0	-8,417	-8,417	0	-8,417	
DPH-ADM	DPH	ADM	ADM-REPRO	581820-Is-Purch-Reproduction	251859	HLH OP-Materials Management	21490	LHH Qy Annual Account Ctrl	10001952	HL SNF General	0013	Purchasing and Stores	10000	Operating	10000	Operating	581820	Is-Purch-Reproduction			-60,897	-60,897	0	-60,897	-60,897	0	-60,897	
DPH-ADM	DPH	ADM	ADM-REPRO	581820-Is-Purch-Reproduction	251892	HPC Primary Care Admin	10000	GF Annual Account Ctrl	10001992	HC AD Centralized Admin	0002	Health Centers Admin	10000	Operating	10000	Operating	581820	Is-Purch-Reproduction			-31,909	-31,909	0	-31,909	-31,909	0	-31,909	
DPH-ADM	DPH	ADM	ADM-REPRO	581820-Is-Purch-Reproduction	251910	HAD DPH Admin HR	10000	GF Annual Account Ctrl	10001785	HA DPH Admin HR	0009	HR-OSH	10000	Operating	10000	Operating	581820	Is-Purch-Reproduction			-1,588	-1,588	0	-1,588	-1,588	0	-1,588	
DPH-ADM	DPH	ADM	ADM-REPRO	581820-Is-Purch-Reproduction	251912	HAD DPH Admin Exec	10000	GF Annual Account Ctrl	10001784	HA DPH Admin Exec	0001	Exec	10000	Operating	10000	Operating	581820	Is-Purch-Reproduction			-18,018	-18,018	0	-18,018	-18,018	0	-18,018	
DPH-ADM	DPH	ADM	ADM-REPRO	581820-																								



Dept Pair		Requesting	Performing	WO Ref ID	WO Ref Title	Dept ID	Dept ID Title	Fund	Fund Title	Project	Project Title	Activity	Activity Title	Authority Lvl 1	Authority Lvl 1 Title	Authority	Authority Title	Account	Account Title	Agency Use	Agency Use Title	FY 2022-23 Original	FY 2023-24 Roll-over	FY 2023-24 Centrally Loaded Changes	FY 2023-24 Centrally Loaded Proposal	FY 2024-25 Roll-over	FY 2024-25 Centrally Loaded Changes	FY 2024-25 Centrally Loaded Proposal	Centrally Loaded Comments	
MTA-ADM	MTA	ADM	ADM-REPRO	581820-Is-Purch-Reproduction	139650	MTAFARC Rev C&S - Citations	22870	MTA SS Op Annual Account Cntl	10001723	MS Parking & Traffic Enforcement	0001	MS Parking & Traffic Enforcement	10000	Operating	10000	Operating	581820	Is-Purch-Reproduction			-20.000	-20.000	0	-20.000	-20.000	0	-20.000			
MTA-ADM	MTA	ADM	ADM-REPRO	581820-Is-Purch-Reproduction	176568	MTAT2 Taxi Regulatein & Policy	22870	MTA SS Op Annual Account Cntl	10001728	MX Taxi Services	0001	MX Taxi Services	10000	Operating	10000	Operating	581820	Is-Purch-Reproduction			-9.100	-9.100	0	-9.100	-9.100	0	-9.100			
MTA-ADM	MTA	ADM	ADM-REPRO	581820-Is-Purch-Reproduction	207801	MTASSENSE Transp Overhead	22870	MTA SS Op Annual Account Cntl	10001723	MS Parking & Traffic Enforcement	0001	MS Parking & Traffic Enforcement	10000	Operating	10000	Operating	581820	Is-Purch-Reproduction			-54.567	-54.567	0	-54.567	-54.567	0	-54.567			
MTA-ADM	MTA	ADM	ADM-REPRO	581820-Is-Purch-Reproduction	207895	MTATSBSC Reproduction-Mail	22260	MTA TS Op Annual Account Cntl	10001724	MT Rail & Bus Services	0023	Bus General Administration-UND	10000	Operating	10000	Operating	581820	Is-Purch-Reproduction			-52.426	-52.426	0	-52.426	-52.426	0	-52.426			
MTA-ADM	MTA	ADM	ADM-REPRO	581820-Is-Purch-Reproduction	207964	MTASSEF Enforce Spec Event-GEN	22870	MTA SS Op Annual Account Cntl	10022175	SE MTA/SFPD-PKG & TRANSIT ENF	0001	SE MTA/SFPD-PKG & TRANSIT ENF	10000	Operating	10000	Operating	581820	Is-Purch-Reproduction			-7.440	-7.440	0	-7.440	-7.440	0	-7.440			
MTA-ADM	MTA	ADM	ADM-REPRO	581820-Is-Purch-Reproduction	208657	MTAAW Transil-wide	22265	MTA OH OFF AGENCYCENWIDE NEW	10001719	MT Administration	0023	Adm General Administration-UND	10000	Operating	10000	Operating	581820	Is-Purch-Reproduction			-18.000	-18.000	0	-18.000	-18.000	0	-18.000			
MYR-ADM	MYR	ADM	ADM-REPRO	581820-Is-Purch-Reproduction	228880	ADM ReproMail	28310	ISOIS REPRODUCTION FUND	10003068	ADRP Repromail	0001	Repromail Operations	10000	Operating	10000	Operating	486470	Exp Rec Fr Mayor (AAO)			78.278	78.278	0	78.278	78.278	0	78.278			
MYR-ADM	MYR	ADM	ADM-REPRO	581820-Is-Purch-Reproduction	232055	MYR Office Of The Mayor	10000	GF Annual Account Cntl	10001731	MY Finance and Policy	0001	Finance and Policy	10000	Operating	10000	Operating	581820	Is-Purch-Reproduction			-26.033	-26.033	0	-26.033	-26.033	0	-26.033			
MYR-ADM	MYR	ADM	ADM-REPRO	581820-Is-Purch-Reproduction	232055	MYR Office Of The Mayor	10000	GF Annual Account Cntl	10001733	MY-Violence Prevention	0001	Violence Prevention	10000	Operating	10000	Operating	581820	Is-Purch-Reproduction			-3.099	-3.099	0	-3.099	-3.099	0	-3.099			
MYR-ADM	MYR	ADM	ADM-REPRO	581820-Is-Purch-Reproduction	232055	MYR Office Of The Mayor	10000	GF Annual Account Cntl	10001736	MY-Neighborhood Services	0001	Neighborhood Services	10000	Operating	10000	Operating	581820	Is-Purch-Reproduction			-17.430	-17.430	0	-17.430	-17.430	0	-17.430			
MYR-ADM	MYR	ADM	ADM-REPRO	581820-Is-Purch-Reproduction	232055	MYR Office Of The Mayor	10000	GF Annual Account Cntl	10001887	MY-Administration	0001	Administration	10000	Operating	10000	Operating	581820	Is-Purch-Reproduction			-3.099	-3.099	0	-3.099	-3.099	0	-3.099			
POR-ADM	POR	ADM	ADM-REPRO	581820-Is-Purch-Reproduction	228880	ADM ReproMail	28310	ISOIS REPRODUCTION FUND	10003068	ADRP Repromail	0001	Repromail Operations	10000	Operating	10000	Operating	486510	Exp Rec Fr Public Defender AAO			6.500	6.500	0	6.500	6.500	0	6.500			
POR-ADM	POR	ADM	ADM-REPRO	581820-Is-Purch-Reproduction	232082	PDR Public Defender	10000	GF Annual Account Cntl	10001889	PD CRIMINAL DEFENSE - GF	0001	CRIMINAL DEFENSE - GF	10000	Operating	10000	Operating	581820	Is-Purch-Reproduction			-6.500	-6.500	0	-6.500	-6.500	0	-6.500			
POL-ADM	POL	ADM	ADM-REPRO	581820-Is-Purch-Reproduction	228880	ADM ReproMail	28310	ISOIS REPRODUCTION FUND	10003068	ADRP Repromail	0001	Repromail Operations	10000	Operating	10000	Operating	486500	Exp Rec Fr Police Commn AAO			76.546	76.546	0	76.546	76.546	0	76.546			
POL-ADM	POL	ADM	ADM-REPRO	581820-Is-Purch-Reproduction	232086	POL Admin	10000	GF Annual Account Cntl	10001893	PC Operational Support Dept	0001	Operational Support Dept	10000	Operating	10000	Operating	581820	Is-Purch-Reproduction			-76.546	-76.546	0	-76.546	-76.546	0	-76.546			
PRT-ADM	PRT	ADM	ADM-REPRO	581820-Is-Purch-Reproduction	228880	ADM ReproMail	28310	ISOIS REPRODUCTION FUND	10003068	ADRP Repromail	0001	Repromail Operations	10000	Operating	10000	Operating	486530	Exp Rec Fr Port Commission AAO			15.000	15.000	0	15.000	15.000	0	15.000			
PRT-ADM	PRT	ADM	ADM-REPRO	581820-Is-Purch-Reproduction	109751	PRT FA-Business Services	23680	PRT-OP Annual Account Cntl	10026768	PO Administration	0001	PO Administration	10000	Operating	10000	Operating	581820	Is-Purch-Reproduction	10264	PRT IND Finance and Admin Ind			-15.000	-15.000	0	-15.000	-15.000	0	-15.000	
PUC-ADM	PUC	ADM	ADM-REPRO	581820-Is-Purch-Reproduction	228880	ADM ReproMail	28310	ISOIS REPRODUCTION FUND	10003068	ADRP Repromail	0001	Repromail Operations	10000	Operating	10000	Operating	486185	Exp Rec Fr ClearpowerSF AAO			621.090	639.723	0	639.723	639.723	0	639.723			
PUC-ADM	PUC	ADM	ADM-REPRO	581820-Is-Purch-Reproduction	228880	ADM ReproMail	28310	ISOIS REPRODUCTION FUND	10003068	ADRP Repromail	0001	Repromail Operations	10000	Operating	10000	Operating	486740	Exp Rec Fr PUC (AAO)			1,199,140	1,223,131	0	1,223,131	1,223,131	0	1,223,131			
PUC-ADM	PUC	ADM	ADM-REPRO	581820-Is-Purch-Reproduction	228880	ADM ReproMail	28310	ISOIS REPRODUCTION FUND	10003068	ADRP Repromail	0001	Repromail Operations	10000	Operating	10000	Operating	486750	Exp Rec Fr Helix Helixy (AAO)			5.075	5.152	0	5.152	5.152	0	5.152			
PUC-ADM	PUC	ADM	ADM-REPRO	581820-Is-Purch-Reproduction	228880	ADM ReproMail	28310	ISOIS REPRODUCTION FUND	10003068	ADRP Repromail	0001	Repromail Operations	10000	Operating	10000	Operating	486780	Exp Rec Fr Water Dept (AAO)			68.630	60.389	0	60.389	60.389	0	60.389			
PUC-ADM	PUC	ADM	ADM-REPRO	581820-Is-Purch-Reproduction	228880	ADM ReproMail	28310	ISOIS REPRODUCTION FUND	10003068	ADRP Repromail	0001	Repromail Operations	10000	Operating	10000	Operating	486800	Exp Rec Fr Clearwater (AAO)			81.213	81.513	0	81.513	81.513	0	81.513			
PUC-ADM	PUC	ADM	ADM-REPRO	581820-Is-Purch-Reproduction	140644	PUB1110 Street Innovation Chrgs	27180	PUC Operating Fund	10026772	UB Administration	0009	Strategy Innovation & Change	10000	Operating	10000	Operating	581820	Is-Purch-Reproduction			-1.030	-1.030	0	-1.030	-1.030	0	-1.030			
PUC-ADM	PUC	ADM	ADM-REPRO	581820-Is-Purch-Reproduction	154648	PUB110203 Fleet Management	27180	PUC Operating Fund	10026775	UB Financial Services	0003	Fleet Management	10000	Operating	10000	Operating	581820	Is-Purch-Reproduction			-1.923	-1.923	0	-1.923	-1.923	0	-1.923			
PUC-ADM	PUC	ADM	ADM-REPRO	581820-Is-Purch-Reproduction	198644	HHF ClearPowerSF	24750	HH ClearPowerSF Op Annual Acco	10026777	UP ClearPowerSF	0001	ClearPowerSF	10000	Operating	10000	Operating	581820	Is-Purch-Reproduction			-621.090	-639.723	0	-639.723	-639.723	0	-639.723			
PUC-ADM	PUC	ADM	ADM-REPRO	581820-Is-Purch-Reproduction	229267	WWE101 Administration	20160	WWE Op Annual Account Cntl	10030000	UC Administration WWE	0001	General Administration WWE	10000	Operating	10000	Operating	581820	Is-Purch-Reproduction			-10.300	-10.300	0	-10.300	-10.300	0	-10.300			
PUC-ADM	PUC	ADM	ADM-REPRO	581820-Is-Purch-Reproduction	232127	PUB0101 General Manager	27180	PUC Operating Fund	10026772	UB Administration	0001	General Manager	10000	Operating	10000	Operating	581820	Is-Purch-Reproduction			-18.267	-18.267	0	-18.267	-18.267	0	-18.267			
PUC-ADM	PUC	ADM	ADM-REPRO	581820-Is-Purch-Reproduction	232128	PUB0102 GM Security	27180	PUC Operating Fund	10026772	UB Administration	0002	Security	10000	Operating	10000	Operating	581820	Is-Purch-Reproduction			-1.000	-1.000	0	-1.000	-1.000	0	-1.000			
PUC-ADM	PUC	ADM	ADM-REPRO	581820-Is-Purch-Reproduction	232396	WTR01 Administration	25940	WTR Op Annual Account Cntl	10022964	UN Administration WTR	0010	General Regional Admin	10000	Operating	10000	Operating	581820	Is-Purch-Reproduction			-2.730	-2.812	0	-2.812	-2.812	0	-2.812			
PUC-ADM	PUC	ADM	ADM-REPRO	581820-Is-Purch-Reproduction	232415	WTR0401 WQD Administration	25940	WTR Op Annual Account Cntl	10022966	UN Water Treatment	0004	General Water Treatment	10000	Operating	10000	Operating	581820	Is-Purch-Reproduction			-25.750	-25.750	0	-25.750	-25.750	0	-25.750			
PUC-ADM	PUC	ADM	ADM-REPRO	581820-Is-Purch-Reproduction	267542	PUB110202 Budgets Rates	27180	PUC Operating Fund	10026775	UB Financial Services	0002	Budgets & Rates	10000	Operating	10000	Operating	581820	Is-Purch-Reproduction			-5.096	-5.096	0	-5.096	-5.096	0	-5.096			
PUC-ADM	PUC	ADM	ADM-REPRO	581820-Is-Purch-Reproduction	267543	PUB110301 ITS Administration	27180	PUC Operating Fund	10026776	UB Information Technology	0001	Information Technology	10000	Operating	10000	Operating	581820	Is-Purch-Reproduction			-35.000	-35.000	0	-35.000	-35.000	0	-35.000			
PUC-ADM	PUC	ADM	ADM-REPRO	581820-Is-Purch-Reproduction	267543	PUB110301 ITS Administration	27180	PUC Operating Fund	10026776	UB Information Technology	0001	Information Technology	10000	Operating	10000	Operating	581820	Is-Purch-Reproduction			-11.742	-12.094	0	-12.094	-12.094	0	-12.094			
PUC-ADM	PUC	ADM	ADM-REPRO	581820-Is-Purch-Reproduction	267561	PUB110801 CSB Administration	27180	PUC Operating Fund	10026773	UB Customer Services	0001	CS Administration	10000	Operating	10000	Operating	581820	Is-Purch-Reproduction			-432.807	-432.807	0	-432.807	-432.807	0	-432.807			
PUC-ADM	PUC	ADM	ADM-REPRO	581820-Is-Purch-Reproduction	267653	PUB110803 CSB Customer Accts	27180	PUC Operating Fund	10026773	UB Customer Services	0003	Billings & Collections	10000	Operating	10000	Operating	581820	Is-Purch-Reproduction			-432.807	-432.807	0	-432.807	-432.807	0	-432.807			
PUC-ADM	PUC	ADM	ADM-REPRO	581820-Is-Purch-Reproduction	276641	PUB0405 Resource Mgmt	27180	PUC Operating Fund	10026778	UB Infrastructure	0006	Resource Management	10000	Operating	10000	Operating	581820	Is-Purch-Reproduction			-229.614	-229.614	0	-229.614	-229.614	0	-229.614			
PUC-ADM	PUC	ADM	ADM-REPRO	581820-Is-Purch-Reproduction	292644	PUB010801 Human Resources	27180	PUC Operating Fund	10026772	UB Administration	0006	Human Resources	10000	Operating	10000	Operating	581820	Is-Purch-Reproduction			-4.200	-4.200	0	-4.200	-4.200	0	-4.200			
PUC-ADM	PUC	ADM	ADM-REPRO	581820-Is-Purch-Reproduction	292645	PUB010802 Health & Safety	27180	PUC Operating Fund	10026772	UB Administration	0007	Health & Safety	10000	Operating	10000	Operating	581820	Is-Purch-Reproduction			-10.000	-10.000	0	-10.000	-10.000	0	-10.000			
PUC-ADM	PUC	ADM	ADM-REPRO	581820-Is-Purch-Reproduction	292649	WWE1003 Source Control	20160	WWE Op Annual Account Cntl	10030002	UC Wastewater Treatment	0008	Pretreatment	10000	Operating	10000	Operating	581820	Is-Purch-Reproduction			-71.213	-71.213	0	-71.213	-71.213	0	-71.213			
PUC-ADM	PUC	ADM	ADM-REPRO	581820-Is-Purch-Reproduction	292658	PUB1201 Communications	27180	PUC Operating Fund	10026772	UB Administration	0010	Communications	10000	Operating	10000	Operating	581820	Is-Purch-Reproduction			-72.100	-72.100	0	-72.100	-72.100	0	-72.100			
PUC-ADM	PUC	ADM	ADM-REPRO	581820-Is-Purch-Reproduction	295647	WTR0703 Water Conservation	25940	WTR Op Annual Account Cntl	10022995	UN Water Supply & Storage WTR	0002	Local Water Conservation	10000	Operating	10000	Operating	581820	Is-Purch-Reproduction			-30.900	-31.827	0	-31.827	-31.827	0	-31.827			
PUC-ADM	PUC	ADM	ADM-REPRO	581820-Is-Purch-Reproduction	298646	HHP10 Helixy Water	24970	HHWP Op Annual Account Cntl	10022992	LH Administration HHP	0014	General Joint Administration	10000	Operating	10000	Operating	581820	Is-Purch-Reproduction			-2.500	-2.500	0	-2.500	-2.500	0	-2.500			
PUC-ADM	PUC	ADM	ADM-REPRO	581820-Is-Purch-Reproduction	298650	HHP0907 Light Heat & Power	24970	HHWP Op Annual Account Cntl	10022995	LH City Programs HHP	0006	Streetslights	10000	Operating	10000	Operating	581820	Is-Purch-Reproduction			-2.652	-2.652	0	-2.652	-2.652	0	-2.652			
REC-ADM	REC	ADM	ADM-REPRO	581820-Is-Purch-Reproduction	228880	ADM ReproMail	28310	ISOIS REPRODUCTION FUND	10003068	ADRP Repromail	0001	Repromail Operations	10000	Operating	10000	Operating	486630	Exp Rec Fr Rec & Park (AAO)			199.606	199.606	0	199.606	199.606	0	199.606			
REC-ADM	REC	ADM	ADM-REPRO	581820-Is-Purch-Reproduction	262684	REC Finance	10080	GF Overhead-Recreation & Parks	10001738	RP Administration	0001	RP Administration	10002	Interdepartmental-Overhead	10002	Interdepartmental-Overhead	581820	Is-Purch-Reproduction			-199.606	-199.606	0	-199.606	-199.606	0	-199.606			
REG-ADM	REG	ADM	ADM-REPRO																											



Dept Pair		Requesting	Performing	WO Ref ID	WO Ref Title	Dept ID	Dept ID Title	Fund	Fund Title	Project	Project Title	Activity	Activity Title	Authority Lvl 1	Authority Lvl 1 Title	Authority	Authority Title	Account	Account Title	Agency Use	Agency Use Title	FY 2022-23 Original	FY 2023-24 Roll-over	FY 2023-24 Centrally Loaded Changes	FY 2023-24 Centrally Loaded Proposal	FY 2024-25 Roll-over	FY 2024-25 Centrally Loaded Changes	FY 2024-25 Centrally Loaded Proposal	Centrally Loaded Comments
DPH-ADM	DPH	ADM	ADM-RE-SPECIAL SVCS	581065-Adm-Real Estate Special Svcs	228875	ADM Real Estate Division	14300	SR Real Property	10001302	ADRE Real Estate Operations	0001	Fire/Life Safety Services	17378	Real Estate Real Property Fund	17378	Real Estate Real Property Fund	486390	Exp Rec Fr Laguna Honda AAO	189,698	196,998	0	196,998	196,998	0	196,998	0	196,998		
DPH-ADM	DPH	ADM	ADM-RE-SPECIAL SVCS	581065-Adm-Real Estate Special Svcs	181644	HLH FN NonHLH Program Expenses	21490	LH4-Op Annual Account Cntl	10032933	HL Non-LH4 Program Expenses	0001	Non-LH4 Program Expenses	10000	Operating	581085	Adm-Real Estate Special Svcs	581085	Adm-Real Estate Special Svcs	-30,000	-30,000	0	-30,000	-30,000	0	-30,000	0	-30,000		
DPH-ADM	DPH	ADM	ADM-RE-SPECIAL SVCS	581065-Adm-Real Estate Special Svcs	207584	HGH Engineering & Maintenance	21080	SFGH-Op Annual Account Cntl	10026699	DPH Acute Care - Hospital	0001	DPH Acute Care - Hospital	10000	Operating	581085	Adm-Real Estate Special Svcs	581085	Adm-Real Estate Special Svcs	-731,101	-763,256	0	-763,256	-763,256	0	-763,256	0	-763,256		
DPH-ADM	DPH	ADM	ADM-RE-SPECIAL SVCS	581065-Adm-Real Estate Special Svcs	240646	HBM Substance Use Disorder	10000	GF Annual Account Cntl	10001681	HB SLD - Community Care	0002	CJC	10000	Operating	581085	Adm-Real Estate Special Svcs	581085	Adm-Real Estate Special Svcs	-5,228	-5,458	0	-5,458	-5,458	0	-5,458	0	-5,458		
DPH-ADM	DPH	ADM	ADM-RE-SPECIAL SVCS	581065-Adm-Real Estate Special Svcs	251851	HLH OP-Facility Services	21490	LH4-Op Annual Account Cntl	10001952	HL SNF General	0011	Plant Operations	10000	Operating	581085	Adm-Real Estate Special Svcs	581085	Adm-Real Estate Special Svcs	-158,698	-166,998	0	-166,998	-166,998	0	-166,998	0	-166,998		
DPH-ADM	DPH	ADM	ADM-RE-SPECIAL SVCS	581065-Adm-Real Estate Special Svcs	251892	HPC Primary Care Admin	10000	GF Annual Account Cntl	10001982	HC AD Centralized Admin	0002	Health Centers Admin	10000	Operating	581085	Adm-Real Estate Special Svcs	581085	Adm-Real Estate Special Svcs	-83,456	-87,126	0	-87,126	-87,126	0	-87,126	0	-87,126		
DPW-ADM	DPW	ADM	ADM-RE-SPECIAL SVCS	581065-Adm-Real Estate Special Svcs	228875	ADM Real Estate Division	14300	SR Real Property	10001302	ADRE Real Estate Operations	0001	Fire/Life Safety Services	17378	Real Estate Real Property Fund	17378	Real Estate Real Property Fund	486560	Exp Rec Fr Public Works (AAO)	3,478	0	0	13,912	0	0	13,912	0	13,912		
DPW-ADM	DPW	ADM	ADM-RE-SPECIAL SVCS	581065-Adm-Real Estate Special Svcs	207951	DPW BSR Budgetary	10000	GF Annual Account Cntl	10034422	PW Operating	0001	PW Operating	20676	PW BBR - Building Repair	20676	PW BBR - Building Repair	581085	Adm-Real Estate Special Svcs	3,478	0	0	-13,912	0	0	-13,912	0	-13,912		
FIR-ADM	FIR	ADM	ADM-RE-SPECIAL SVCS	581065-Adm-Real Estate Special Svcs	228875	ADM Real Estate Division	14300	SR Real Property	10001302	ADRE Real Estate Operations	0001	Fire/Life Safety Services	17378	Real Estate Real Property Fund	17378	Real Estate Real Property Fund	486340	Exp Rec Fr Fire Dept (AAO)	64,929	67,785	0	67,785	67,785	0	67,785	0	67,785		
FIR-ADM	FIR	ADM	ADM-RE-SPECIAL SVCS	581065-Adm-Real Estate Special Svcs	130652	FIR Support Services	10000	GF Annual Account Cntl	10001964	FD Support Services	0001	Support Services	10000	Operating	581085	Adm-Real Estate Special Svcs	581085	Adm-Real Estate Special Svcs	-64,929	-67,785	0	-67,785	-67,785	0	-67,785	0	-67,785		
HOM-ADM	HOM	ADM	ADM-RE-SPECIAL SVCS	581065-Adm-Real Estate Special Svcs	228875	ADM Real Estate Division	14300	SR Real Property	10001302	ADRE Real Estate Operations	0001	Fire/Life Safety Services	17378	Real Estate Real Property Fund	17378	Real Estate Real Property Fund	486195	EXP REC Fr Homelessness SvcsAAO	44,101	46,041	0	46,041	46,041	0	46,041	0	46,041		
HOM-ADM	HOM	ADM	ADM-RE-SPECIAL SVCS	581065-Adm-Real Estate Special Svcs	203646	HOM PROGRAMS	10000	GF Annual Account Cntl	10026740	HO Shelter & Housing for the H	0001	HO Shelter & Housing for the H	10000	Operating	581085	Adm-Real Estate Special Svcs	581085	Adm-Real Estate Special Svcs	0	0	0	0	0	0	0	0	0		
HOM-ADM	HOM	ADM	ADM-RE-SPECIAL SVCS	581065-Adm-Real Estate Special Svcs	203646	HOM PROGRAMS	10000	GF Annual Account Cntl	10026740	HO Shelter & Housing for the H	0008	Temporary Shelter Baseline	10000	Operating	581085	Adm-Real Estate Special Svcs	581085	Adm-Real Estate Special Svcs	0	-1,696	0	-1,696	-1,696	0	-1,696	0	-1,696		
HOM-ADM	HOM	ADM	ADM-RE-SPECIAL SVCS	581065-Adm-Real Estate Special Svcs	203646	HOM PROGRAMS	10000	GF Annual Account Cntl	10037475	HOM Temporary Shelter	0001	HOM Temporary Shelter	10000	Operating	581085	Adm-Real Estate Special Svcs	581085	Adm-Real Estate Special Svcs	-44,101	-44,345	0	-44,345	-44,345	0	-44,345	0	-44,345		
HS-ADM	HS-ADM	ADM	ADM-RE-SPECIAL SVCS	581065-Adm-Real Estate Special Svcs	228875	ADM Real Estate Division	14300	SR Real Property	10001302	ADRE Real Estate Operations	0001	Fire/Life Safety Services	17378	Real Estate Real Property Fund	17378	Real Estate Real Property Fund	486690	Exp Rec Fr Human Services AAO	120,023	125,301	0	125,301	125,301	0	125,301	0	125,301		
HS-ADM	HS-ADM	ADM	ADM-RE-SPECIAL SVCS	581065-Adm-Real Estate Special Svcs	149657	HSA AM Central Management	10000	GF Annual Account Cntl	10001700	HS AD County Expense Claim	0001	Allocable Staffs/Overhd	10000	Operating	581085	Adm-Real Estate Special Svcs	581085	Adm-Real Estate Special Svcs	-120,023	-125,301	0	-125,301	-125,301	0	-125,301	0	-125,301		
JUV-ADM	JUV	ADM	ADM-RE-SPECIAL SVCS	581065-Adm-Real Estate Special Svcs	228875	ADM Real Estate Division	14300	SR Real Property	10001302	ADRE Real Estate Operations	0001	Fire/Life Safety Services	17378	Real Estate Real Property Fund	17378	Real Estate Real Property Fund	486420	Exp Rec Fr Juvenile Court AAO	85,921	89,700	0	89,700	89,700	0	89,700	0	89,700		
JUV-ADM	JUV	ADM	ADM-RE-SPECIAL SVCS	581065-Adm-Real Estate Special Svcs	232040	JUV General	10000	GF Annual Account Cntl	10001710	JUV Day-to-Day Operations	0003	Juvenile General Admin	10000	Operating	581085	Adm-Real Estate Special Svcs	581085	Adm-Real Estate Special Svcs	-85,921	-89,700	0	-89,700	-89,700	0	-89,700	0	-89,700		
LIB-ADM	LIB	ADM	ADM-RE-SPECIAL SVCS	581065-Adm-Real Estate Special Svcs	228875	ADM Real Estate Division	14300	SR Real Property	10001302	ADRE Real Estate Operations	0001	Fire/Life Safety Services	17378	Real Estate Real Property Fund	17378	Real Estate Real Property Fund	486430	Exp Rec Fr Public Library AAO	170,664	178,171	0	178,171	178,171	0	178,171	0	178,171		
LIB-ADM	LIB	ADM	ADM-RE-SPECIAL SVCS	581065-Adm-Real Estate Special Svcs	232048	LIB Public Library Preserv	13140	SR Public Library Preserv	10026753	LB Facilities Maintenance	0001	Facilities Maintenance	10000	Operating	581085	Adm-Real Estate Special Svcs	581085	Adm-Real Estate Special Svcs	-170,664	-178,171	0	-178,171	-178,171	0	-178,171	0	-178,171		
POL-ADM	POL	ADM	ADM-RE-SPECIAL SVCS	581065-Adm-Real Estate Special Svcs	228875	ADM Real Estate Division	14300	SR Real Property	10001302	ADRE Real Estate Operations	0001	Fire/Life Safety Services	17378	Real Estate Real Property Fund	17378	Real Estate Real Property Fund	486500	Exp Rec Fr Police Commn AAO	157,503	164,432	0	164,432	164,432	0	164,432	0	164,432		
POL-ADM	POL	ADM	ADM-RE-SPECIAL SVCS	581065-Adm-Real Estate Special Svcs	232097	POL - FOB - Patrol	10000	GF Annual Account Cntl	10001911	PC Field Operations	0002	Field Operations	10000	Operating	581085	Adm-Real Estate Special Svcs	581085	Adm-Real Estate Special Svcs	-157,503	-164,432	0	-164,432	-164,432	0	-164,432	0	-164,432		
PRT-ADM	PRT	ADM	ADM-RE-SPECIAL SVCS	581065-Adm-Real Estate Special Svcs	228875	ADM Real Estate Division	14300	SR Real Property	10001302	ADRE Real Estate Operations	0001	Fire/Life Safety Services	17378	Real Estate Real Property Fund	17378	Real Estate Real Property Fund	486530	Exp Rec Fr Port Commission AAO	227,360	237,360	0	237,360	237,360	0	237,360	0	237,360		
PRT-ADM	PRT	ADM	ADM-RE-SPECIAL SVCS	581065-Adm-Real Estate Special Svcs	109762	PRT MN-Administration	23680	PRT-OP Annual Account Cntl	10026769	PO Capital Investment	0001	PO Capital Investment	10000	Operating	581085	Adm-Real Estate Special Svcs	581085	Adm-Real Estate Special Svcs	-227,360	-237,360	0	-237,360	-237,360	0	-237,360	0	-237,360		
SAS-ADM	SAS	ADM	ADM-RE-SPECIAL SVCS	581065-Adm-Real Estate Special Svcs	228875	ADM Real Estate Division	14300	SR Real Property	10001302	ADRE Real Estate Operations	0001	Fire/Life Safety Services	17378	Real Estate Real Property Fund	17378	Real Estate Real Property Fund	486081	Exp Rec Fr Dept of SAS (AAO)	10,434	13,912	0	13,912	0	0	13,912	0	13,912		
SAS-ADM	SAS	ADM	ADM-RE-SPECIAL SVCS	581065-Adm-Real Estate Special Svcs	210752	SAS BBR Budgetary	10000	GF Annual Account Cntl	10038466	SAS Operating	0001	SAS Operating	22073	SAS BBR - Building Repair	22073	SAS BBR - Building Repair	581085	Adm-Real Estate Special Svcs	-10,434	-13,912	0	-13,912	0	0	-13,912	0	-13,912		
SHE-ADM	SHE	ADM	ADM-RE-SPECIAL SVCS	581065-Adm-Real Estate Special Svcs	228875	ADM Real Estate Division	14300	SR Real Property	10001302	ADRE Real Estate Operations	0001	Fire/Life Safety Services	17378	Real Estate Real Property Fund	17378	Real Estate Real Property Fund	486670	Exp Rec Fr Sheriff (AAO)	316,344	330,257	0	330,257	330,257	0	330,257	0	330,257		
SHE-ADM	SHE	ADM	ADM-RE-SPECIAL SVCS	581065-Adm-Real Estate Special Svcs	232331	SHE Administration	10000	GF Annual Account Cntl	10001941	SH Building Services	0001	All Facilities - Shared Costs	10000	Operating	581085	Adm-Real Estate Special Svcs	581085	Adm-Real Estate Special Svcs	-316,344	-330,257	0	-330,257	-330,257	0	-330,257	0	-330,257		
ADM-ADM	ADM	ADM	ADM-RE-SVCS	581860-GF-Real Estate Service	228875	ADM Real Estate Division	14300	SR Real Property	10001302	ADRE Real Estate Operations	0023	Property Management	17378	Real Estate Real Property Fund	17378	Real Estate Real Property Fund	486030	Exp Rec Fr Admin Svcs (AAO)	60,638	60,638	0	60,638	60,638	0	60,638	0	60,638		
ADM-ADM	ADM	ADM	ADM-RE-SVCS	581860-GF-Real Estate Service	228875	ADM Real Estate Division	14400	SR Yerba Buena Gardens	10024366	Yerba Buena Gardens Projects	0012	YBO Other	20307	Yerba Buena Gardens Operations	20307	Yerba Buena Gardens Operations	581860	GF-Real Estate Service	-60,638	-60,638	0	-60,638	-60,638	0	-60,638	0	-60,638		
AIR-ADM	AIR	ADM	ADM-RE-SVCS	581860-GF-Real Estate Service	228875	ADM Real Estate Division	14300	SR Real Property	10001301	ADRE Real Estate Projects	0001	Special Transaction Services	17377	Real Estate Projects	17377	Real Estate Projects	486020	Exp Rec Fr Airport (AAO)	35,000	35,000	0	35,000	35,000	0	35,000	0	35,000		
AIR-ADM	AIR	ADM	ADM-RE-SVCS	581860-GF-Real Estate Service	109552	AIR Aviation Management	17990	AIR Op Annual Account Cntl	10026671	AC Airport Operations	0001	AC Airport Operations	10000	Operating	581860	GF-Real Estate Service	581860	GF-Real Estate Service	-25,000	-25,000	0	-25,000	-25,000	0	-25,000	0	-25,000		
AIR-ADM	AIR	ADM	ADM-RE-SVCS	581860-GF-Real Estate Service	109718	AIR Planning & Environ Affairs	17990	AIR Op Annual Account Cntl	10026671	AC Airport Operations	0001	AC Airport Operations	10000	Operating	581860	GF-Real Estate Service	581860	GF-Real Estate Service	-10,000	-10,000	0	-10,000	-10,000	0	-10,000	0	-10,000		
DPH-ADM	DPH	ADM	ADM-RE-SVCS	581860-GF-Real Estate Service	228875	ADM Real Estate Division	14300	SR Real Property	10001301	ADRE Real Estate Projects	0001	Special Transaction Services	17377	Real Estate Projects	17377	Real Estate Projects	486030	Exp Rec Fr Comm Health Svc AAO	-220,242	0	0	0	0	0	0	0	0		
DPH-ADM	DPH	ADM	ADM-RE-SVCS	581860-GF-Real Estate Service	251921	HAD DPH Admin BldgOps	10582	SR OCOH Nov/18 Prop/ChomelessSvc	10001783	HA DPH Admin BldgOps	0005	Facilities & Capital Planning	21531	Mental Health SF	21531	Mental Health SF	581860	GF-Real Estate Service	-220,242	0	0	0	0	0	0	0	0		
PRT-ADM	PRT	ADM	ADM-RE-SVCS	581860-GF-Real Estate Service	228875	ADM Real Estate Division	14300	SR Real Property	10001301	ADRE Real Estate Projects	0001	Special Transaction Services	17377	Real Estate Projects	17377	Real Estate Projects	486030	Exp Rec Fr Port Commission AAO	25,000	25,000	0	25,000	25,000	0	25,000	0	25,000		
PRT-ADM	PRT	ADM	ADM-RE-SVCS	581860-GF-Real Estate Service	109743	PRT PD-Projects	23680	PRT-OP Annual Account Cntl	10026771	PO Maritime Operations	0001	PO Maritime Operations	10000	Operating	581860	GF-Real Estate Service	581860	GF-Real Estate Service	-25,000	-25,000	0	-25,000	-25,000	0	-25,000	0	-25,000		
PUC-ADM	PUC	ADM	ADM-RE-SVCS	581860-GF-Real Estate Service	228875	ADM Real Estate Division	14300	SR Real Property	10001301	ADRE Real Estate Projects	0001	Special Transaction Services	17377	Real Estate Projects	17377	Real Estate Projects	486740	Exp Rec Fr PUC (AAO)	45,000	45,000	0	45,000	45,000	0	45,000	0	45,000		
PUC-ADM	PUC	ADM	ADM-RE-SVCS	581860-GF-Real Estate Service	154647	PUB0105 Real Estate Services	27180	PUC Operating Fund	10026772	UB Administration	0003	Real Estate Services	10000	Operating	581860	GF-Real Estate Service	581860	GF-Real Estate Service	-45,000	-45,000	0	-45,000	-45,000	0	-45,000	0	-45,000		
AA-ADM	AA-ADM	ADM	ADM-RISKMGMT	581170-GF-Risk Management Svcs (AAO)	228860	ADM Risk Management	10060	GF Work Order	10003072	ADRM Risk Management	0001	Risk Management Operations	10002	Interdepartmental-Overhead	10002	Interdepartmental-Overhead	486010	Exp Rec Fr Aaan Arts Muum AAO	686,437	747,472	0	747,472	747,472	0	747,472	0	747,472		
AA-ADM	AA-ADM	ADM	ADM-RISKMGMT	581170-GF-Risk Management Svcs (AAO)	228855	AA-Asian Art Museum	10000	GF Annual Account Cntl	10026660	AA Public Art and Culture	0001	AA Public Art and Culture	10000	Operating	581170	GF-Risk Management Svcs (AAO)	581170	GF-Risk Management Svcs (AAO)	-686,437	-747,472	0	-747,472	-747,472	0	-747,472	0	-747,472		
ADM-ADM	ADM	ADM	ADM-RISKMGMT	581170-GF-Risk Management Svcs (AAO)	228860	ADM Risk Management	10060	GF Work Order	10003072	ADRM Risk Management	0001	Risk Management Operations	10002	Interdepartmental-Overhead	10002	Interdepartmental-Overhead	486030	Exp Rec Fr Admin Svcs (AAO)	359,151	407,070	0	407,070	407,070	0	407,070	0	407,070		
ADM-ADM	ADM	ADM	ADM-RISKMGMT	581170-GF-Risk Management Svcs (AAO)	228860	ADM Risk Management	10060	GF Work Order	10003072	ADRM Risk Management	0001	Risk Management Operations	10002	Interdepartmental-Overhead	10002	Interdepartmental-Overhead	486180												



Dept Pair		Requesting	Performing	WO Ref ID	WO Ref Title	Dept ID	Dept ID Title	Fund	Fund Title	Project	Project Title	Activity	Activity Title	Authority Lvl 1	Authority Lvl 1 Title	Authority	Authority Title	Account	Account Title	Agency Use	Agency Use Title	FY 2022-23 Original	FY 2023-24 Original	FY 2023-24 Centrally Loaded Changes	FY 2023-24 Centrally Loaded Proposal	FY 2024-25 Original	FY 2024-25 Centrally Loaded Changes	FY 2024-25 Centrally Loaded Proposal	Centrally Loaded Comments
JUV-ADM	JUV	ADM	ADM-RISKMGMT	581170-GF-Risk Management Svcs (AAO)	228860	ADM Risk Management	10080	GF Work Order	10030372	ADRM Risk Management	0002	OPF Reporting	10002	Interdepartmental-Overhead	10002	Interdepartmental-Overhead	486420	Exp Rec Fr Juvenile Court AAO	75,250	90,300		0	90,300	90,300	0	90,300			
JUV-ADM	JUV	ADM	ADM-RISKMGMT	581170-GF-Risk Management Svcs (AAO)	232040	JUV General	10000	GF Annual Account Cntl	10001710	JUV Day-to-Day Operations	0003	Juvenile General Admin	10000	Operating	581170	GF-Risk Management Svcs (AAO)	486094	Exp Rec Fr Juvenile Court AAO	-86,094	-101,365		0	-101,365	-101,365	0	-101,365			
LIB-ADM	LIB	ADM	ADM-RISKMGMT	581170-GF-Risk Management Svcs (AAO)	228860	ADM Risk Management	10080	GF Work Order	10030372	ADRM Risk Management	0001	Risk Management Operations	10002	Interdepartmental-Overhead	10002	Interdepartmental-Overhead	486430	Exp Rec Fr Public Library AAO	31,832	35,138		0	35,138	35,138	0	35,138			
LIB-ADM	LIB	ADM	ADM-RISKMGMT	581170-GF-Risk Management Svcs (AAO)	228860	ADM Risk Management	10080	GF Work Order	10030372	ADRM Risk Management	0002	OPF Reporting	10002	Interdepartmental-Overhead	10002	Interdepartmental-Overhead	486430	Exp Rec Fr Public Library AAO	59,641	71,569		0	71,569	71,569	0	71,569			
LIB-ADM	LIB	ADM	ADM-RISKMGMT	581170-GF-Risk Management Svcs (AAO)	232048	LIB Public Library	13140	SR Public Library Preserv	10026754	LB Information Technology	0001	LB Information Technology	10000	Operating	581170	GF-Risk Management Svcs (AAO)	10,473	-106,707		0	-106,707	-106,707	0	-106,707					
LIB-ADM	LIB	ADM	ADM-RISKMGMT	581170-GF-Risk Management Svcs (AAO)	228860	ADM Risk Management	10080	GF Work Order	10030372	ADRM Risk Management	0001	Risk Management Operations	10002	Interdepartmental-Overhead	10002	Interdepartmental-Overhead	486440	Exp Rec Fr Law Library AAO	14,950	16,912		0	16,912	16,912	0	16,912			
LIB-ADM	LIB	ADM	ADM-RISKMGMT	581170-GF-Risk Management Svcs (AAO)	232051	LIB Law Library	10000	GF Annual Account Cntl	10026756	LL Law Library Operations	0001	LL Law Library Operations	10000	Operating	581170	GF-Risk Management Svcs (AAO)	-14,950	-16,912		0	-16,912	-16,912	0	-16,912					
MTA-ADM	MTA	ADM	ADM-RISKMGMT	581170-GF-Risk Management Svcs (AAO)	228860	ADM Risk Management	10080	GF Work Order	10030372	ADRM Risk Management	0001	Risk Management Operations	10002	Interdepartmental-Overhead	10002	Interdepartmental-Overhead	486460	Exp Rec Fr Muni TransprtAAO	6,238,209	7,410,495		0	7,410,495	7,410,495	0	7,410,495			
MTA-ADM	MTA	ADM	ADM-RISKMGMT	581170-GF-Risk Management Svcs (AAO)	208657	MTAAW Transl-wide	22265	MTA OH OPR ACYIEWIDE NEW	10001719	MT Administration	0023	Adm General Administration-UND	10000	Operating	581170	GF-Risk Management Svcs (AAO)	-6,238,209	-7,410,495		0	-7,410,495	-7,410,495	0	-7,410,495					
MYR-ADM	MYR	ADM	ADM-RISKMGMT	581170-GF-Risk Management Svcs (AAO)	228860	ADM Risk Management	10080	GF Work Order	10030372	ADRM Risk Management	0001	Risk Management Operations	10002	Interdepartmental-Overhead	10002	Interdepartmental-Overhead	486450	Exp Rec From Mohod	64,998	75,090		0	75,090	75,090	0	75,090			
MYR-ADM	MYR	ADM	ADM-RISKMGMT	581170-GF-Risk Management Svcs (AAO)	228860	ADM Risk Management	10080	GF Work Order	10030372	ADRM Risk Management	0002	OPF Reporting	10002	Interdepartmental-Overhead	10002	Interdepartmental-Overhead	486450	Exp Rec From Mohod	50,063	60,076		0	60,076	60,076	0	60,076			
MYR-ADM	MYR	ADM	ADM-RISKMGMT	581170-GF-Risk Management Svcs (AAO)	232065	MYR Housing & Community Dev	10020	GF Continuing Authority Cntl	10023246	Public Housing Rebuild Fund	0001	Public Housing Rebuild Fund	17069	GE Public Housing Rebuild Fund	17069	GE Public Housing Rebuild Fund	581170	GF-Risk Management Svcs (AAO)	-115,061	-135,166		0	-135,166	-135,166	0	-135,166			
PRT-ADM	PRT	ADM	ADM-RISKMGMT	581170-GF-Risk Management Svcs (AAO)	228860	ADM Risk Management	10080	GF Work Order	10030372	ADRM Risk Management	0001	Risk Management Operations	10002	Interdepartmental-Overhead	10002	Interdepartmental-Overhead	486530	Exp Rec Fr Port Commission AAO	9,097,144	10,779,462		0	10,779,462	10,779,462	0	10,779,462			
PRT-ADM	PRT	ADM	ADM-RISKMGMT	581170-GF-Risk Management Svcs (AAO)	228860	ADM Risk Management	10080	GF Work Order	10030372	ADRM Risk Management	0002	OPF Reporting	10002	Interdepartmental-Overhead	10002	Interdepartmental-Overhead	486530	Exp Rec Fr Port Commission AAO	306,640	352,636		0	352,636	352,636	0	352,636			
PRT-ADM	PRT	ADM	ADM-RISKMGMT	581170-GF-Risk Management Svcs (AAO)	109754	PRT FA-Administration	23680	PRT-OP Annual Account Cntl	10026768	PO Administration	0001	PO Administration	10000	Operating	581170	GF-Risk Management Svcs (AAO)	10264	PRT IND Finance and Admin Ind	-9,301,864	-11,030,178		0	-11,030,178	-11,030,178	0	-11,030,178			
PRT-ADM	PRT	ADM	ADM-RISKMGMT	581170-GF-Risk Management Svcs (AAO)	167644	PRT MR-South Beach Harbor	24530	PRT-SBM Annual Authority Cntl	10024236	PO South Beach Harbor Project	0003	South Beach Harbor Project	17321	South Beach Harbor Project	17321	South Beach Harbor Project	581170	GF-Risk Management Svcs (AAO)	101,920	-101,920		0	-101,920	-101,920	0	-101,920			
PUC-ADM	PUC	ADM	ADM-RISKMGMT	581170-GF-Risk Management Svcs (AAO)	228860	ADM Risk Management	10080	GF Work Order	10030372	ADRM Risk Management	0001	Risk Management Operations	10002	Interdepartmental-Overhead	10002	Interdepartmental-Overhead	486740	Exp Rec Fr PUC (AAO)	4,953,605	5,759,564		0	5,759,564	5,759,564	0	5,759,564			
PUC-ADM	PUC	ADM	ADM-RISKMGMT	581170-GF-Risk Management Svcs (AAO)	228860	ADM Risk Management	10080	GF Work Order	10030372	ADRM Risk Management	0002	OPF Reporting	10002	Interdepartmental-Overhead	10002	Interdepartmental-Overhead	486740	Exp Rec Fr PUC (AAO)	187,386	224,863		0	224,863	224,863	0	224,863			
PUC-ADM	PUC	ADM	ADM-RISKMGMT	581170-GF-Risk Management Svcs (AAO)	154647	PUB0105 Real Estate Services	27180	PUC Operating Fund	10026772	UB Administration	0003	Real Estate Services	10000	Operating	581170	GF-Risk Management Svcs (AAO)	-70,000	-70,000		0	-70,000	-70,000	0	-70,000					
PUC-ADM	PUC	ADM	ADM-RISKMGMT	581170-GF-Risk Management Svcs (AAO)	198644	HPF ClearPowerSF	24750	HPF ClearPowerSF Op Annual Acco	10026777	UP ClearPowerSF	0001	ClearPowerSF	10000	Operating	581170	GF-Risk Management Svcs (AAO)	-55,432	-57,094		0	-57,094	-57,094	0	-57,094					
PUC-ADM	PUC	ADM	ADM-RISKMGMT	581170-GF-Risk Management Svcs (AAO)	202067	WWIE0101 Administration	20160	WWIE Op Annual Account Cntl	10030000	UC Administration WWIE	0001	General Administration	10000	Operating	581170	GF-Risk Management Svcs (AAO)	-870,000	-896,100		0	-896,100	-896,100	0	-896,100					
PUC-ADM	PUC	ADM	ADM-RISKMGMT	581170-GF-Risk Management Svcs (AAO)	232396	WTR01 Administration	25940	WTR01 Op Annual Account Cntl	10029994	UN Administration WTR	0010	General Regional Admin	10000	Operating	581170	GF-Risk Management Svcs (AAO)	-1,498,735	-1,798,482		0	-1,798,482	-1,798,482	0	-1,798,482					
PUC-ADM	PUC	ADM	ADM-RISKMGMT	581170-GF-Risk Management Svcs (AAO)	26743	PUB110301 ITS Administration	27180	PUC Operating Fund	10026776	UB Information Technology	0001	Information Technology	10000	Operating	581170	GF-Risk Management Svcs (AAO)	-31,939	-38,308		0	-38,308	-38,308	0	-38,308					
PUC-ADM	PUC	ADM	ADM-RISKMGMT	581170-GF-Risk Management Svcs (AAO)	276641	PUB0405 Resource Mgmt	27180	PUC Operating Fund	10026778	UB Infrastructure	0006	Resource Management	10000	Operating	581170	GF-Risk Management Svcs (AAO)	-130,031	-130,031		0	-130,031	-130,031	0	-130,031					
PUC-ADM	PUC	ADM	ADM-RISKMGMT	581170-GF-Risk Management Svcs (AAO)	269648	HPH10 Heichy Water	24970	HNWP Op Annual Account Cntl	10029992	LH Administration HHP	0002	General Water Administration	10000	Operating	581170	GF-Risk Management Svcs (AAO)	-384,854	-396,400		0	-396,400	-396,400	0	-396,400					
PUC-ADM	PUC	ADM	ADM-RISKMGMT	581170-GF-Risk Management Svcs (AAO)	269650	HPH0907 Light Heat & Power	24970	HNWP Op Annual Account Cntl	10029995	LH City Programs HHP	0006	Streetslights	10000	Operating	581170	GF-Risk Management Svcs (AAO)	0	0		0	0	0	0	0	0	0			
PUC-ADM	PUC	ADM	ADM-RISKMGMT	581170-GF-Risk Management Svcs (AAO)	269650	HPH0907 Light Heat & Power	24970	HNWP Op Annual Account Cntl	10029992	LH Administration HHP	0004	General Power Administration	10000	Operating	581170	GF-Risk Management Svcs (AAO)	-2,100,000	-2,598,012		0	-2,598,012	-2,598,012	0	-2,598,012					
REC-ADM	REC	ADM	ADM-RISKMGMT	581170-GF-Risk Management Svcs (AAO)	228860	ADM Risk Management	10080	GF Work Order	10030372	ADRM Risk Management	0001	Risk Management Operations	10002	Interdepartmental-Overhead	10002	Interdepartmental-Overhead	486830	Exp Rec Fr Rec & Park (AAO)	110,691	129,030		0	129,030	129,030	0	129,030			
REC-ADM	REC	ADM	ADM-RISKMGMT	581170-GF-Risk Management Svcs (AAO)	228860	ADM Risk Management	10080	GF Work Order	10030372	ADRM Risk Management	0002	OPF Reporting	10002	Interdepartmental-Overhead	10002	Interdepartmental-Overhead	486830	Exp Rec Fr Rec & Park (AAO)	191,632	230,198		0	230,198	230,198	0	230,198			
REC-ADM	REC	ADM	ADM-RISKMGMT	581170-GF-Risk Management Svcs (AAO)	262955	REC Property Management	10080	GF Overhead-Recreation & Parks	10001738	RP Administration	0001	RP Administration	10002	Interdepartmental-Overhead	10002	Interdepartmental-Overhead	581170	GF-Risk Management Svcs (AAO)	-302,523	-359,228		0	-359,228	-359,228	0	-359,228			
REC-ADM	REC	ADM	ADM-RISKMGMT	581170-GF-Risk Management Svcs (AAO)	228860	ADM Risk Management	10080	GF Work Order	10030372	ADRM Risk Management	0001	Risk Management Operations	10002	Interdepartmental-Overhead	10002	Interdepartmental-Overhead	486810	Exp Rec Fr Registrar Of Vote AAO	37,873	41,767		0	41,767	41,767	0	41,767			
REC-ADM	REC	ADM	ADM-RISKMGMT	581170-GF-Risk Management Svcs (AAO)	232302	REC Elections Services	10000	GF Annual Account Cntl	10026787	RC Elections	0001	RC Elections	10000	Operating	581170	GF-Risk Management Svcs (AAO)	-37,873	-41,767		0	-41,767	-41,767	0	-41,767					
RET-ADM	RET	ADM	ADM-RISKMGMT	581170-GF-Risk Management Svcs (AAO)	228860	ADM Risk Management	10080	GF Work Order	10030372	ADRM Risk Management	0001	Risk Management Operations	10002	Interdepartmental-Overhead	10002	Interdepartmental-Overhead	486840	Exp Rec Fr Retirement Svcs AAO	10,017	11,000		0	11,000	11,000	0	11,000			
RET-ADM	RET	ADM	ADM-RISKMGMT	581170-GF-Risk Management Svcs (AAO)	232320	RET Administration	31330	Employees Retirement Trust	10026788	RS Administration	0001	RS Administration	10000	Operating	581170	GF-Risk Management Svcs (AAO)	-10,017	-11,000		0	-11,000	-11,000	0	-11,000					
RNT-ADM	RNT	ADM	ADM-RISKMGMT	581170-GF-Risk Management Svcs (AAO)	228860	ADM Risk Management	10080	GF Work Order	10030372	ADRM Risk Management	0001	Risk Management Operations	10002	Interdepartmental-Overhead	10002	Interdepartmental-Overhead	486570	Exp Rec Fr Rent AbtforBtl AAO	894	894		0	894	894	0	894			
RNT-ADM	RNT	ADM	ADM-RISKMGMT	581170-GF-Risk Management Svcs (AAO)	232325	RNT Rent Arbitration Board	10850	SR Rent Arbitration Board	10026789	RN Rent Stabilization	0001	RN Rent Stabilization	10000	Operating	581170	GF-Risk Management Svcs (AAO)	894	894		0	894	894	0	894					
SHF-ADM	SHF	ADM	ADM-RISKMGMT	581170-GF-Risk Management Svcs (AAO)	228860	ADM Risk Management	10080	GF Work Order	10030372	ADRM Risk Management	0001	Risk Management Operations	10002	Interdepartmental-Overhead	10002	Interdepartmental-Overhead	486670	Exp Rec Fr Sheriff (AAO)	40,345	43,161		0	43,161	43,161	0	43,161			
SHF-ADM	SHF	ADM	ADM-RISKMGMT	581170-GF-Risk Management Svcs (AAO)	228860	ADM Risk Management	10080	GF Work Order	10030372	ADRM Risk Management	0002	OPF Reporting	10002	Interdepartmental-Overhead	10002	Interdepartmental-Overhead	486670	Exp Rec Fr Sheriff (AAO)	223,927	268,712		0	268,712	268,712	0	268,712			
SHF-ADM	SHF	ADM	ADM-RISKMGMT	581170-GF-Risk Management Svcs (AAO)	232331	SHF Administration	10000	GF Annual Account Cntl	10001912	SH Administration	0003	Admin Division Support	10000	Operating	581170	GF-Risk Management Svcs (AAO)	-17,982	-20,679		0	-20,679	-20,679	0	-20,679					
SHF-ADM	SHF	ADM	ADM-RISKMGMT	581170-GF-Risk Management Svcs (AAO)	232331	SHF Administration	10000	GF Annual Account Cntl	10001929	SH Jail	0006	Jail No. 5 - San Bruno	10000	Operating	581170	GF-Risk Management Svcs (AAO)	-246,290	-291,194		0	-291,194	-291,194	0	-291,194					
TIS-ADM	TIS	ADM	ADM-RISKMGMT	581170-GF-Risk Management Svcs (AAO)	228860	ADM Risk Management	10080	GF Work Order	10030372	ADRM Risk Management	0001	Risk Management Operations	10002	Interdepartmental-Overhead	10002	Interdepartmental-Overhead	486710	Exp Rec From Isd (AAO)	1,014,085	1,485,878		0	1,485,878	1,485,878	0	1,485,878			
TIS-ADM	TIS	ADM	ADM-RISKMGMT	581170-GF-Risk Management Svcs (AAO)	130677	DT Cyber Defense	28070	ISTIF Annual Authority Cntl	10024777	DT Dt Operating Master Project	0001	DT Operating Master Project	17582	DT Dt Operating Master Project	17582	DT Dt Operating Master Project	581170	GF-Risk Management Svcs (AAO)	-1,014,085	-1,485,878		0	-1,485,878	-1,485,878	0	-1,485,878			
TTX-ADM	TTX	ADM	ADM-RISKMGMT	581170-GF-Risk Management Svcs (AAO)	228860	ADM Risk Management	10080	GF Work Order	10030372	ADRM Risk Management	0001	Risk Management Operations	10002	Interdepartmental-Overhead	10002	Interdepartmental-Overhead	486720	Exp Rec Fr Treas-Tax Coll AAO	49,691	53,966		0	53,966	53,966	0	53,966			
TTX-ADM	TTX	ADM	ADM-RISKMGMT	581170-GF-Risk Management Svcs (AAO)	232344	TTX Management - Admin	10000	GF Annual Account Cntl	10001748	TX Administration	0001	TX Administration	10000	Operating	581170	GF-Risk Management Svcs (AAO)	-49,691	-53,966		0	-53,966	-53,966	0	-53,966					
WAR-ADM	WAR	ADM	ADM-RISKMGMT	581170-GF-Risk Management Svcs (AAO)	228860	ADM Risk Management	10080	GF Work Order	10030372	ADRM Risk Management	0001	Risk Management Operations	10002	Interdepartmental-Overhead	10002	Interdepartmental-Overhead	486780	Exp Rec Fr War Memorial AAO	4,978	5,005		0	5,005	5,005	0	5,005			
WAR-ADM	WAR	ADM	ADM-RISKMGMT	581170-GF-Risk Management Svcs (AAO)	228860	ADM Risk Management	10080	GF Work Order	10030372	ADRM Risk Management	0002	OPF Reporting	10002	Interdepartmental-Overhead	10002														



Dept Pair		Requesting	Performing	WO Ref ID	WO Ref Title	Dept ID	Dept ID Title	Fund	Fund Title	Project	Project Title	Activity	Activity Title	Authority Lvl 1	Authority Lvl 1 Title	Authority	Authority Title	Account	Account Title	Agency Use	Agency Use Title	FY 2022-23 Original	FY 2023-24 Rollover	FY 2023-24 Centrally Loaded Changes	FY 2023-24 Centrally Loaded Proposal	FY 2024-25 Rollover	FY 2024-25 Centrally Loaded Changes	FY 2024-25 Centrally Loaded Proposal	Centrally Loaded Comments	
ADM-HRD	ADM	HRD	HRD-WORKERS/COMPLAINTS	581460-GF-HR-Workers' Comp Claims	232178	ADM Fleet Management	27500	ISCSF CENTRAL SHOPS FUND	10001625	ADFM Fleet Management	0001	Fleet Management Operations	10000	Operating	10000	Operating	581460	GF-HR-Workers' Comp Claims			-1,042,000	-1,089,000	0	-1,089,000	-1,089,000	0	-1,089,000			
ADM-PUC	ADM	PUC	PUC-POWER	581051-GF-PUC-Light Heat & Power	231621	HHP01 General Administration	24970	10029992	UH Administration HHP	0004	General Power Administration	10000	Operating	10000	Operating	486030	Exp Rec Fr Admin Svcs (AAO)			0	0	0	0	0	0	0	0	0		
ADM-PUC	ADM	PUC	PUC-POWER	581051-GF-PUC-Light Heat & Power	298650	HHP0907 Light Heat & Power	24970	10029985	UH City Programs HHP	0006	Streetslights	10000	Operating	10000	Operating	486030	Exp Rec Fr Admin Svcs (AAO)	6,127,594	7,396,129			7,396,129	7,396,129			7,396,129	0	7,396,129		
ADM-PUC	ADM	PUC	PUC-POWER	581051-GF-PUC-Light Heat & Power	298650	HHP0907 Light Heat & Power	24970	10029985	UH City Programs HHP	0006	Streetslights	10000	Operating	10000	Operating	486040	Exp Rec Fr Animal Cr&Crt AAO	69,525	146,947			146,947	146,947			146,947	0	146,947		
ADM-PUC	ADM	PUC	PUC-POWER	581051-GF-PUC-Light Heat & Power	298650	HHP0907 Light Heat & Power	24970	10029985	UH City Programs HHP	0006	Streetslights	10000	Operating	10000	Operating	486180	Exp Rec Fr Conv/FacilitiesMgmt AAO	7,787,640	10,018,975			10,018,975	10,018,975			10,018,975	0	10,018,975		
ADM-PUC	ADM	PUC	PUC-POWER	581051-GF-PUC-Light Heat & Power	298650	HHP0907 Light Heat & Power	24970	10029985	UH City Programs HHP	0006	Streetslights	10000	Operating	10000	Operating	486540	Exp Rec Fr Purchaser (AAO)	319,254	360,110			360,110	360,110			360,110	0	360,110		
ADM-PUC	ADM	PUC	PUC-POWER	581051-GF-PUC-Light Heat & Power	207445	ADM Capital Planning	10020	10022481	ADCP Capital Planning Program	0006	Capital Planning Operations	19255	PW Capital Planning	16632	PW Capital Planning	581051	GF-PUC-Light Heat & Power			0	0	0	0	0	0	0	0	0	0	
ADM-PUC	ADM	PUC	PUC-POWER	581051-GF-PUC-Light Heat & Power	228875	ADM Real Estate Division	14300	10001302	ADRE Real Estate Operations	0007	City Hall	17378	Real Estate Real Property Fund	17378	Real Estate Real Property Fund	581051	GF-PUC-Light Heat & Power	-1,385,754	-1,540,508			-1,540,508	-1,540,508			-1,540,508	0	-1,540,508		
ADM-PUC	ADM	PUC	PUC-POWER	581051-GF-PUC-Light Heat & Power	228875	ADM Real Estate Division	14300	10001302	ADRE Real Estate Operations	0009	Hall of Justice	17378	Real Estate Real Property Fund	17378	Real Estate Real Property Fund	581051	GF-PUC-Light Heat & Power	-1,674,354	-1,963,056			-1,963,056	-1,963,056			-1,963,056	0	-1,963,056		
ADM-PUC	ADM	PUC	PUC-POWER	581051-GF-PUC-Light Heat & Power	228875	ADM Real Estate Division	14300	10001302	ADRE Real Estate Operations	0010	25 Van Ness Building	17378	Real Estate Real Property Fund	17378	Real Estate Real Property Fund	581051	GF-PUC-Light Heat & Power	-218,651	-275,123			-275,123	-275,123			-275,123	0	-275,123		
ADM-PUC	ADM	PUC	PUC-POWER	581051-GF-PUC-Light Heat & Power	228875	ADM Real Estate Division	14300	10001302	ADRE Real Estate Operations	0011	1 South Van Ness Building	17378	Real Estate Real Property Fund	17378	Real Estate Real Property Fund	581051	GF-PUC-Light Heat & Power	-769,301	-949,696			-949,696	-949,696			-949,696	0	-949,696		
ADM-PUC	ADM	PUC	PUC-POWER	581051-GF-PUC-Light Heat & Power	228875	ADM Real Estate Division	14300	10001302	ADRE Real Estate Operations	0012	1650 Mission Building	17378	Real Estate Real Property Fund	17378	Real Estate Real Property Fund	581051	GF-PUC-Light Heat & Power	-293,522	-360,216			-360,216	-360,216			-360,216	0	-360,216		
ADM-PUC	ADM	PUC	PUC-POWER	581051-GF-PUC-Light Heat & Power	228875	ADM Real Estate Division	14300	10001302	ADRE Real Estate Operations	0013	Public Safety Building	17378	Real Estate Real Property Fund	17378	Real Estate Real Property Fund	581051	GF-PUC-Light Heat & Power	-444,565	-539,939			-539,939	-539,939			-539,939	0	-539,939		
ADM-PUC	ADM	PUC	PUC-POWER	581051-GF-PUC-Light Heat & Power	228875	ADM Real Estate Division	14300	10001302	ADRE Real Estate Operations	0015	555 7th Building	17378	Real Estate Real Property Fund	17378	Real Estate Real Property Fund	581051	GF-PUC-Light Heat & Power	-75,705	-95,416			-95,416	-95,416			-95,416	0	-95,416		
ADM-PUC	ADM	PUC	PUC-POWER	581051-GF-PUC-Light Heat & Power	228875	ADM Real Estate Division	14300	10001302	ADRE Real Estate Operations	0016	1995 Evans	17378	Real Estate Real Property Fund	17378	Real Estate Real Property Fund	581051	GF-PUC-Light Heat & Power			0	0	0	0	0	0	0	0	0	0	
ADM-PUC	ADM	PUC	PUC-POWER	581051-GF-PUC-Light Heat & Power	228875	ADM Real Estate Division	14300	10001302	ADRE Real Estate Operations	0017	1 Newhall Building	17378	Real Estate Real Property Fund	17378	Real Estate Real Property Fund	581051	GF-PUC-Light Heat & Power	-393,590	-486,277			-486,277	-486,277			-486,277	0	-486,277		
ADM-PUC	ADM	PUC	PUC-POWER	581051-GF-PUC-Light Heat & Power	228875	ADM Real Estate Division	14300	10001302	ADRE Real Estate Operations	0025	101 South Van Ness Lease	17378	Real Estate Real Property Fund	17378	Real Estate Real Property Fund	581051	GF-PUC-Light Heat & Power	-22,481	-28,010			-28,010	-28,010			-28,010	0	-28,010		
ADM-PUC	ADM	PUC	PUC-POWER	581051-GF-PUC-Light Heat & Power	228875	ADM Real Estate Division	14300	10001302	ADRE Real Estate Operations	0026	1145 Market Lease	17378	Real Estate Real Property Fund	17378	Real Estate Real Property Fund	581051	GF-PUC-Light Heat & Power	-9,653	-11,935			-11,935	-11,935			-11,935	0	-11,935		
ADM-PUC	ADM	PUC	PUC-POWER	581051-GF-PUC-Light Heat & Power	228875	ADM Real Estate Division	14300	10001302	ADRE Real Estate Operations	0027	1155 Market Lease	17378	Real Estate Real Property Fund	17378	Real Estate Real Property Fund	581051	GF-PUC-Light Heat & Power	-133,423	-164,506			-164,506	-164,506			-164,506	0	-164,506		
ADM-PUC	ADM	PUC	PUC-POWER	581051-GF-PUC-Light Heat & Power	228875	ADM Real Estate Division	14300	10001302	ADRE Real Estate Operations	0030	72 8th Street Lease	17378	Real Estate Real Property Fund	17378	Real Estate Real Property Fund	581051	GF-PUC-Light Heat & Power			0	0	0	0	0	0	0	0	0	0	
ADM-PUC	ADM	PUC	PUC-POWER	581051-GF-PUC-Light Heat & Power	228875	ADM Real Estate Division	14300	10001302	ADRE Real Estate Operations	0031	Parking Leases	17378	Real Estate Real Property Fund	17378	Real Estate Real Property Fund	581051	GF-PUC-Light Heat & Power			0	0	0	0	0	0	0	0	0	0	
ADM-PUC	ADM	PUC	PUC-POWER	581051-GF-PUC-Light Heat & Power	228875	ADM Real Estate Division	14300	10001302	ADRE Real Estate Operations	0032	1660 Mission Building	17378	Real Estate Real Property Fund	17378	Real Estate Real Property Fund	581051	GF-PUC-Light Heat & Power			0	0	0	0	0	0	0	0	0	0	
ADM-PUC	ADM	PUC	PUC-POWER	581051-GF-PUC-Light Heat & Power	228875	ADM Real Estate Division	14300	10001302	ADRE Real Estate Operations	0033	30 Van Ness Building	17378	Real Estate Real Property Fund	17378	Real Estate Real Property Fund	581051	GF-PUC-Light Heat & Power			0	0	0	0	0	0	0	0	0	0	
ADM-PUC	ADM	PUC	PUC-POWER	581051-GF-PUC-Light Heat & Power	228875	ADM Real Estate Division	14300	10001302	ADRE Real Estate Operations	0036	88 5th Street Building	17378	Real Estate Real Property Fund	17378	Real Estate Real Property Fund	581051	GF-PUC-Light Heat & Power	-18,506	-21,286			-21,286	-21,286			-21,286	0	-21,286		
ADM-PUC	ADM	PUC	PUC-POWER	581051-GF-PUC-Light Heat & Power	228875	ADM Real Estate Division	14300	10001302	ADRE Real Estate Operations	0037	1099 Sunnydale Ave Building	17378	Real Estate Real Property Fund	17378	Real Estate Real Property Fund	581051	GF-PUC-Light Heat & Power	-9,735	-11,549			-11,549	-11,549			-11,549	0	-11,549		
ADM-PUC	ADM	PUC	PUC-POWER	581051-GF-PUC-Light Heat & Power	228875	ADM Real Estate Division	14300	10001302	ADRE Real Estate Operations	0038	50 Raymond Ave Building	17378	Real Estate Real Property Fund	17378	Real Estate Real Property Fund	581051	GF-PUC-Light Heat & Power	-10,828	-12,890			-12,890	-12,890			-12,890	0	-12,890		
ADM-PUC	ADM	PUC	PUC-POWER	581051-GF-PUC-Light Heat & Power	228875	ADM Real Estate Division	14300	10001302	ADRE Real Estate Operations	0039	66 Raymond Ave Building	17378	Real Estate Real Property Fund	17378	Real Estate Real Property Fund	581051	GF-PUC-Light Heat & Power	-4,343	-5,456			-5,456	-5,456			-5,456	0	-5,456		
ADM-PUC	ADM	PUC	PUC-POWER	581051-GF-PUC-Light Heat & Power	228875	ADM Real Estate Division	14300	10001302	ADRE Real Estate Operations	0040	12																			



																				FY 2023-24		FY 2023-24				FY 2024-25		FY 2024-25			
																				Centrally		Centrally				Centrally		Centrally			
Dept Pair	Requesting	Performing	WO Ref ID	WO Ref Title	Dept ID	Dept ID Title	Fund	Fund Title	Project	Project Title	Activity	Activity Title	Authority Lvl 1	Authority Lvl 1 Title	Authority	Authority Title	Account	Account Title	Agency Use	Agency Use Title	FY 2022-23	FY 2023-24	FY 2023-24	FY 2023-24	FY 2024-25	FY 2024-25	Centrally				
																					Original	Rollover	Loaded	Loaded	Loaded	Loaded	Comments				
ADM-TIS	ADM	TIS	TIS-TECHCONTRACTS	581325-DT Enterprise Tech Contracts	210699	DT Adm ELA Pass-thru	28070	ISTIF Annual Authority Ctl	100024810	DT INTERDEPARTMENTAL SERV	0384	Els - DocuSign	17608	DI Work Order Projects	17608	DI Work Order Projects	486030	Exp Rec Fr Admin Svcs (AAO)			42,455	45,427	0	45,427	45,427	0	45,427				
ADM-TIS	ADM	TIS	TIS-TECHCONTRACTS	581325-DT Enterprise Tech Contracts	228876	ADM Administration	10000	GF Annual Account Ctl	10003082	ADAD ADM Operations	0001	ADM Operations	10000	Operating	10000	Operating	581325	DT Enterprise Tech Contracts			-24,050	-30,091	0	-30,091	-30,091	0	-30,091				
ADM-TIS	ADM	TIS	TIS-TECHCONTRACTS	581325-DT Enterprise Tech Contracts	228875	ADM Real Estate Division	14300	SR Real Property	10001302	ADRE Real Estate Operations	0023	Property Management	17378	Real Estate Real Property Fund	17378	Real Estate Real Property Fund	581325	DT Enterprise Tech Contracts			-256,365	-320,759	0	-320,759	-320,759	0	-320,759				
ADM-TIS	ADM	TIS	TIS-TECHINFRASTRUCTURE	581210-DT Technology Infrastructure	232341	DT Adm Administration	28070	ISTIF Annual Authority Ctl	10024777	DT Dt Operating Master Project	0001	DT Operating Master Project	17582	DT Dt Operating Master Project	17582	DT Dt Operating Master Project	486030	Exp Rec Fr Admin Svcs (AAO)			2,571,763	2,804,786	0	2,804,786	2,804,786	0	2,804,786				
ADM-TIS	ADM	TIS	TIS-TECHINFRASTRUCTURE	581210-DT Technology Infrastructure	207544	ADM 311 Customer Service Ctr	10000	GF Annual Account Ctl	10003071	AD3C 311 Call Center	0001	311 Operations	10000	Operating	10000	Operating	581210	DT Technology Infrastructure			-1,191,797	-1,299,784	0	-1,299,784	-1,299,784	0	-1,299,784				
ADM-TIS	ADM	TIS	TIS-TECHINFRASTRUCTURE	581210-DT Technology Infrastructure	207548	ADM County Clerk	10000	GF Annual Account Ctl	10003085	ADCC County Clerk	0001	County Clerk Operations	10000	Operating	10000	Operating	581210	DT Technology Infrastructure			-147,426	-160,784	0	-160,784	-160,784	0	-160,784				
ADM-TIS	ADM	TIS	TIS-TECHINFRASTRUCTURE	581210-DT Technology Infrastructure	207555	ADM Treasure Island Dev Auth	31920	TI Continuing Authority Ctl	10001292	ADTI Treasure Island DevAuth	0001	TIDA Operations	19599	AD Treasure Island Project	16525	AD Treasure Island Project	581210	DT Technology Infrastructure			-58,355	-63,643	0	-63,643	-63,643	0	-63,643				
ADM-TIS	ADM	TIS	TIS-TECHINFRASTRUCTURE	581210-DT Technology Infrastructure	208672	ADM Contract Monitoring	10060	GF Work Order	10003070	ADCM Contract Monitoring	0001	CMD Operations	10002	Interdepartmental-Overhead	10002	Interdepartmental-Overhead	581210	DT Technology Infrastructure			-143,673	-156,691	0	-156,691	-156,691	0	-156,691				
ADM-TIS	ADM	TIS	TIS-TECHINFRASTRUCTURE	581210-DT Technology Infrastructure	228856	ADM Administration	10000	GF Annual Account Ctl	10003082	ADAD ADM Operations	0001	ADM Operations	10000	Operating	10000	Operating	581210	DT Technology Infrastructure			-167,227	-182,379	0	-182,379	-182,379	0	-182,379				
ADM-TIS	ADM	TIS	TIS-TECHINFRASTRUCTURE	581210-DT Technology Infrastructure	228875	ADM Real Estate Division	14300	SR Real Property	10001302	ADRE Real Estate Operations	0004	Engineering Services	17378	Real Estate Real Property Fund	17378	Real Estate Real Property Fund	581210	DT Technology Infrastructure			-77,398	-84,411	0	-84,411	-84,411	0	-84,411				
ADM-TIS	ADM	TIS	TIS-TECHINFRASTRUCTURE	581210-DT Technology Infrastructure	228875	ADM Real Estate Division	14300	SR Real Property	10001302	ADRE Real Estate Operations	0007	City Hall	17378	Real Estate Real Property Fund	17378	Real Estate Real Property Fund	581210	DT Technology Infrastructure			-214,059	-233,454	0	-233,454	-233,454	0	-233,454				
ADM-TIS	ADM	TIS	TIS-TECHINFRASTRUCTURE	581210-DT Technology Infrastructure	228875	ADM Real Estate Division	14300	SR Real Property	10001302	ADRE Real Estate Operations	0023	Property Management	17378	Real Estate Real Property Fund	17378	Real Estate Real Property Fund	581210	DT Technology Infrastructure			-82,163	-89,608	0	-89,608	-89,608	0	-89,608				
ADM-TIS	ADM	TIS	TIS-TECHINFRASTRUCTURE	581210-DT Technology Infrastructure	228875	ADM Real Estate Division	14300	SR Real Property	10001302	ADRE Real Estate Operations	0043	Custodial Services	17378	Real Estate Real Property Fund	17378	Real Estate Real Property Fund	581210	DT Technology Infrastructure			-180,506	-196,861	0	-196,861	-196,861	0	-196,861				
ADM-TIS	ADM	TIS	TIS-TECHINFRASTRUCTURE	581210-DT Technology Infrastructure	228880	ADM ReproMail	28310	ISOIS REPRODUCTION FUND	10003068	ADRP Repromail	0001	Reprosal Operations	10000	Operating	10000	Operating	581210	DT Technology Infrastructure			-92,652	-101,047	0	-101,047	-101,047	0	-101,047				
ADM-TIS	ADM	TIS	TIS-TECHINFRASTRUCTURE	581210-DT Technology Infrastructure	232177	ADM OCA - Procurement	10000	GF Annual Account Ctl	10003069	ADCA Contract Administration	0001	OCA Operations	10000	Operating	10000	Operating	581210	DT Technology Infrastructure			-98,985	-107,954	0	-107,954	-107,954	0	-107,954				
ADM-TIS	ADM	TIS	TIS-TECHINFRASTRUCTURE	581210-DT Technology Infrastructure	232178	ADM Fleet Management	27500	ISCSF CENTRAL SHOPS FUND	10001625	ADFM Fleet Management	0001	Fleet Management Operations	10000	Operating	10000	Operating	581210	DT Technology Infrastructure			-49,402	-53,878	0	-53,878	-53,878	0	-53,878				
ADM-TIS	ADM	TIS	TIS-TECHINFRASTRUCTURE	581210-DT Technology Infrastructure	274643	ADM Animal Care And Control	10000	GF Annual Account Ctl	10003084	ADAC Animal Care & Control	0001	ACC Operations	10000	Operating	10000	Operating	581210	DT Technology Infrastructure			-38,605	-31,197	0	-31,197	-31,197	0	-31,197				
ADM-TIS	ADM	TIS	TIS-TECHINFRASTRUCTURE	581210-DT Technology Infrastructure	284641	ADM Medical Examiner	10000	GF Annual Account Ctl	10001624	ADME Medical Examiner	0001	Medical Examiner Operations	10000	Operating	10000	Operating	581210	DT Technology Infrastructure			-39,515	-43,095	0	-43,095	-43,095	0	-43,095				
ADM-TIS	ADM	TIS	TIS-TELECOMSVCS	581360-DT Telecommunications Services	207917	DT Adm Telephone Billing	28100	ISTIF NON-PROJECT CONTROLLED	10024777	DT Dt Operating Master Project	0001	DT Operating Master Project	10000	Operating	10000	Operating	486030	Exp Rec Fr Admin Svcs (AAO)			602,535	606,041	0	606,041	606,041	0	606,041				
ADM-TIS	ADM	TIS	TIS-TELECOMSVCS	581360-DT Telecommunications Services	207544	ADM 311 Customer Service Ctr	10000	GF Annual Account Ctl	10003071	AD3C 311 Call Center	0001	311 Operations	10000	Operating	10000	Operating	581360	DT Telecommunications Services			201,088	-202,259	0	-202,259	-202,259	0	-202,259				
ADM-TIS	ADM	TIS	TIS-TELECOMSVCS	581360-DT Telecommunications Services	207548	ADM County Clerk	10000	GF Annual Account Ctl	10003085	ADCC County Clerk	0001	County Clerk Operations	10000	Operating	10000	Operating	581360	DT Telecommunications Services			-15,308	-15,398	0	-15,398	-15,398	0	-15,398				
ADM-TIS	ADM	TIS	TIS-TELECOMSVCS	581360-DT Telecommunications Services	207549	ADM Disability Access	10000	GF Annual Account Ctl	10003090	ADDA Disability Access	0001	Disability Access Operations	10000	Operating	10000	Operating	581360	DT Telecommunications Services			-7,077	-7,118	0	-7,118	-7,118	0	-7,118				
ADM-TIS	ADM	TIS	TIS-TELECOMSVCS	581360-DT Telecommunications Services	207550	ADM Immigrant and Language Svc	10010	GF Annual Authority Ctl	10001300	ADCE Community Ambassadors	0001	Community Ambassador Prog	16902	Community Ambassador Program	16902	Community Ambassador Program	581360	DT Telecommunications Services			-24,888	-25,033	0	-25,033	-25,033	0	-25,033				
ADM-TIS	ADM	TIS	TIS-TELECOMSVCS	581360-DT Telecommunications Services	207555	ADM Treasure Island Dev Auth	31920	TI Continuing Authority Ctl	10001292	ADTI Treasure Island DevAuth	0001	TIDA Operations	19599	AD Treasure Island Project	16525	AD Treasure Island Project	581360	DT Telecommunications Services			-20,370	-20,488	0	-20,488	-20,488	0	-20,488				
ADM-TIS	ADM	TIS	TIS-TELECOMSVCS	581360-DT Telecommunications Services	208672	ADM Contract Monitoring	10060	GF Work Order	10003070	ADCM Contract Monitoring	0001	CMD Operations	10002	Interdepartmental-Overhead	10002	Interdepartmental-Overhead	581360	DT Telecommunications Services			-20,714	-20,835	0	-20,835	-20,835	0	-20,835				
ADM-TIS	ADM	TIS	TIS-TELECOMSVCS	581360-DT Telecommunications Services	228856	ADM Administration	10000	GF Annual Account Ctl	10003081	ADAD GSA Human Resources	0001	GSAHR Operations	10000	Operating	10000	Operating	581360	DT Telecommunications Services			-2,909	-2,926	0	-2,926	-2,926	0	-2,926				
ADM-TIS	ADM	TIS	TIS-TELECOMSVCS	581360-DT Telecommunications Services	228856	ADM Administration	10000	GF Annual Account Ctl	10003082	ADAD ADM Operations	0001	ADM Operations	10000	Operating	10000	Operating	581360	DT Telecommunications Services			-29,931	-30,105	0	-30,105	-30,105	0	-30,105				
ADM-TIS	ADM	TIS	TIS-TELECOMSVCS	581360-DT Telecommunications Services	228875	ADM Real Estate Division	14300	SR Real Property	10001302	ADRE Real Estate Operations	0004	Engineering Services	17378	Real Estate Real Property Fund	17378	Real Estate Real Property Fund	581360	DT Telecommunications Services			-23,809	-23,947	0	-23,947	-23,947	0	-23,947				
ADM-TIS	ADM	TIS	TIS-TELECOMSVCS	581360-DT Telecommunications Services	228875	ADM Real Estate Division	14300	SR Real Property	10001302	ADRE Real Estate Operations	0007	City Hall	17378	Real Estate Real Property Fund	17378	Real Estate Real Property Fund	581360	DT Telecommunications Services			-19,290	-19,402	0	-19,402	-19,402	0	-19,402				
ADM-TIS	ADM	TIS	TIS-TELECOMSVCS	581360-DT Telecommunications Services	228875	ADM Real Estate Division	14300	SR Real Property	10001302	ADRE Real Estate Operations	0010	25 Van Ness Building	17378	Real Estate Real Property Fund	17378	Real Estate Real Property Fund	581360	DT Telecommunications Services			-7,114	-7,155	0	-7,155	-7,155	0	-7,155				
ADM-TIS	ADM	TIS	TIS-TELECOMSVCS	581360-DT Telecommunications Services	228875	ADM Real Estate Division	14300	SR Real Property	10001302	ADRE Real Estate Operations	0023	Property Management	17378	Real Estate Real Property Fund	17378	Real Estate Real Property Fund	581360	DT Telecommunications Services			-53,010	-53,318	0	-53,318	-53,318	0	-53,318				
ADM-TIS	ADM	TIS	TIS-TELECOMSVCS	581360-DT Telecommunications Services	228875	ADM Real Estate Division	14300	SR Real Property	10001302	ADRE Real Estate Operations	0043	Custodial Services	17378	Real Estate Real Property Fund	17378	Real Estate Real Property Fund	581360	DT Telecommunications Services			-55,522	-55,845	0	-55,845	-55,845	0	-55,845				
ADM-TIS	ADM	TIS	TIS-TELECOMSVCS	581360-DT Telecommunications Services	232177	ADM OCA - Procurement	10000	GF Annual Account Ctl	10003069	ADCA Contract Administration	0001	OCA Operations	10000	Operating	10000	Operating	581360	DT Telecommunications Services			-16,592	-16,688	0	-16,688	-16,688	0	-16,688				
ADM-TIS	ADM	TIS	TIS-TELECOMSVCS	581360-DT Telecommunications Services	232178	ADM Fleet Management	27500	ISCSF CENTRAL SHOPS FUND	10001625	ADFM Fleet Management	0001	Fleet Management Operations	10000	Operating	10000	Operating	581360	DT Telecommunications Services			-42,318	-42,565	0	-42,565	-42,565	0	-42,565				
ADM-TIS	ADM	TIS	TIS-TELECOMSVCS	581360-DT Telecommunications Services	274643	ADM Animal Care And Control	10000	GF Annual Account Ctl	10003084	ADAC Animal Care & Control	0001	ACC Operations	10000	Operating	10000	Operating	581360	DT Telecommunications Services			-42,935	-43,185	0	-43,185	-43,185	0	-43,185				
ADM-TIS	ADM	TIS	TIS-TELECOMSVCS	581360-DT Telecommunications Services	284641	ADM Medical Examiner	10000	GF Annual Account Ctl	10001624	ADME Medical Examiner	0001	Medical Examiner Operations	10000	Operating	10000	Operating	581360	DT Telecommunications Services			-19,073	-19,184	0	-19,184	-19,184	0	-19,184				
ADM-TIS	ADM	TIS	TIS-TELECOMSVCS	581360-DT Telecommunications Services	296646	ADM Entertainment Commission	10010	GF Annual Authority Ctl	10003087	ADEC Entertainment Commission	0001	Entertainment Comm Operations	16519	Entertainment Commission Fund	16519	Entertainment Commission Fund	581360	DT Telecommunications Services			-587	-590	0	-590	-590	0	-590				