

***BIC Regular Meeting
of
January 18, 2023***

Agenda Item 9e

Code Enforcement and DBI Monthly Update - 2022

	July	August	September	October	November	December
BID						
Building Inspections Performed	4,918	5576	5,128	5,394	4,896	4,757
Complaints Received	403	454	426	581	363	315
Complaint Response within 24-72 hours	398	449	421	579	358	314
Complaints with 1st Notice of Violation sent	35	70	47	63	50	67
Complaints Received and Abated without NOV	249	280	229	356	201	147
Abated Complaints with Notice of Violations	40	28	42	32	26	20
2nd Notice of Violations Referred to Code Enforce	26	32	16	33	35	30
HIS						
Housing Inspections Performed	697	846	762	876	841	967
Complaints Received	377	382	376	358	377	450
Complaint Response within 24-72 hours	345	367	345	350	346	421
Complaints with Notice of Violations issued	121	146	131	249	122	158
Abated Complaints with NOVs	430	457	393	328	302	343
# of Cases Sent to Director's Hearing	24	27	33	33	20	33
Routine Inspections	66	100	70	109	194	163
CES						
# of Cases Sent to Director's Hearing	91	91	45	63	44	39
# of Order of Abatements Issued	16	14	13	13	11	10
# of Cases Under Advisement	1	0	1	0	0	0
# of Cases Abated	142	136	136	132	171	99
Code Enforcement Inspections Peformed	449	531	549	586	544	572
# of Cases Referred to BIC-LC	11	0	1	0	0	0
# of Cases Referred to City Attorney	0	0	1	1	1	0

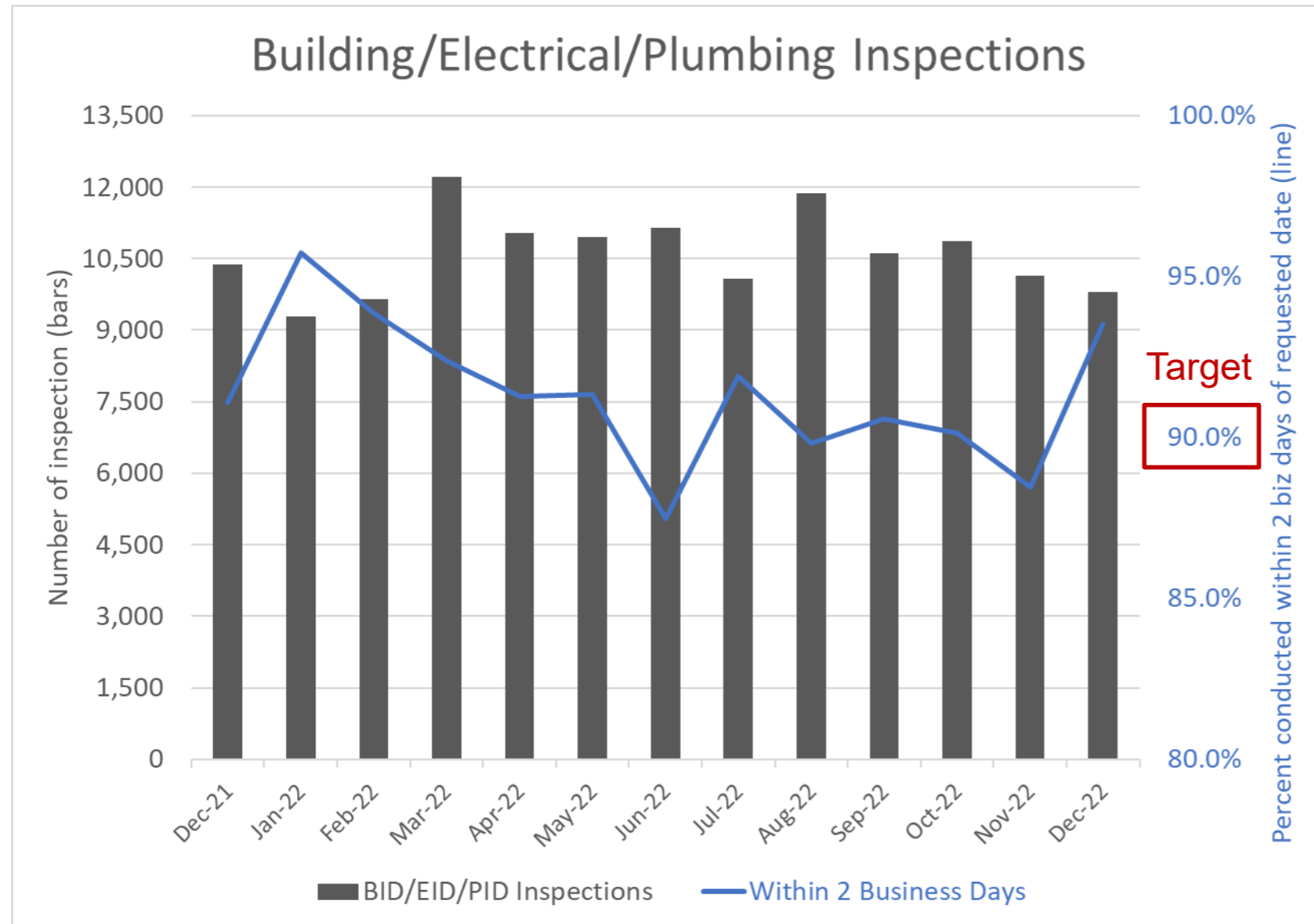
4th 1/4 4th 1/4 4th 1/4 1st 1/4 1st 1/4 1st 1/4

CODE ENFORCEMENT OUTREACH PROC						
Total people reached out to	55,880	55,880	55,880	38,675	38,675	38,675
Counseling cases	491	491	491	1,081	1,081	1,081
Community Program Participants	7,651	7,651	7,651	5,898	5,898	5,898
Cases Resolved	344	344	344	236	236	236

Inspection Services Update

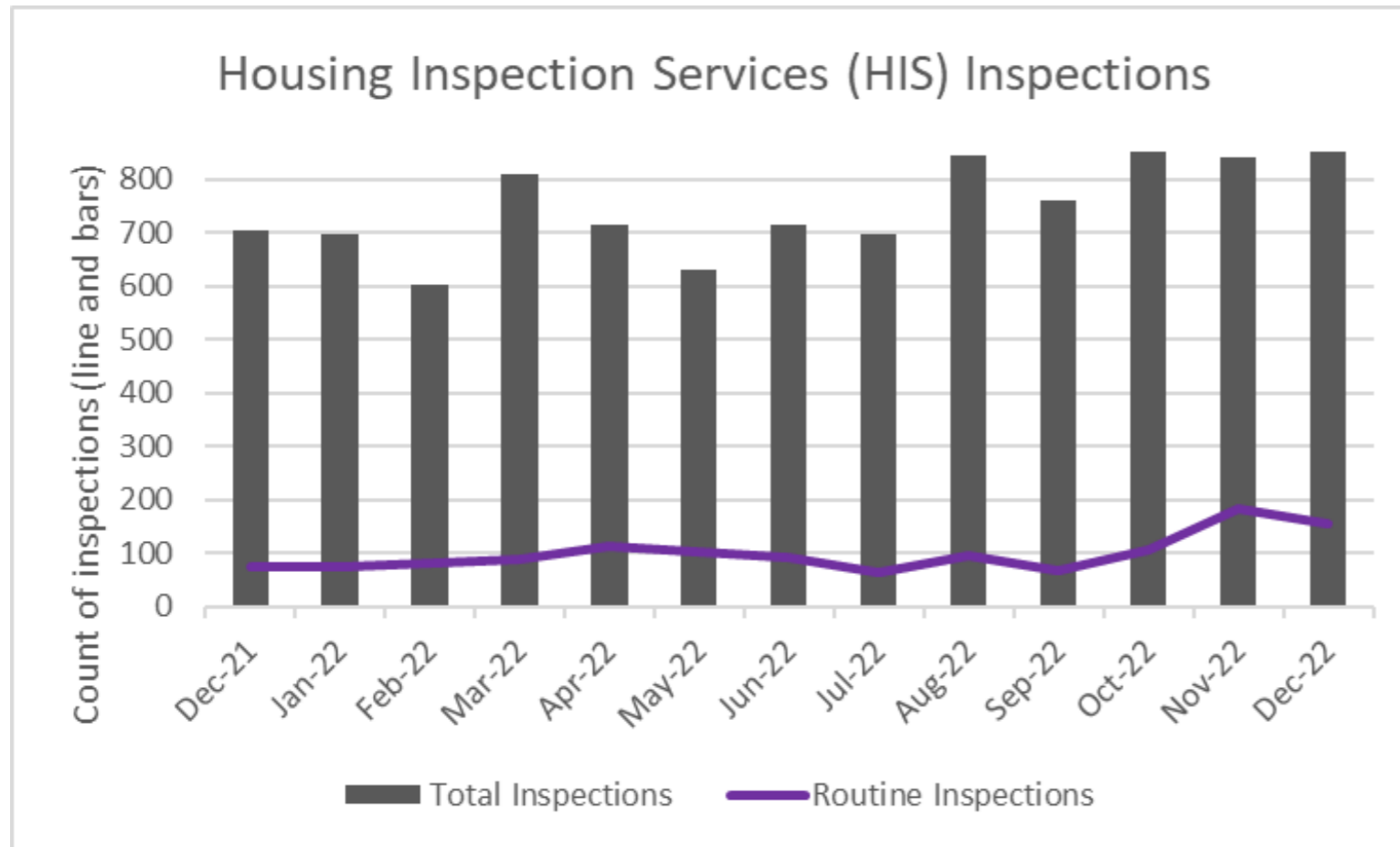
Building Inspection Commission, January 18, 2023

Building/Electrical/Plumbing Inspection Statistics – December 2022



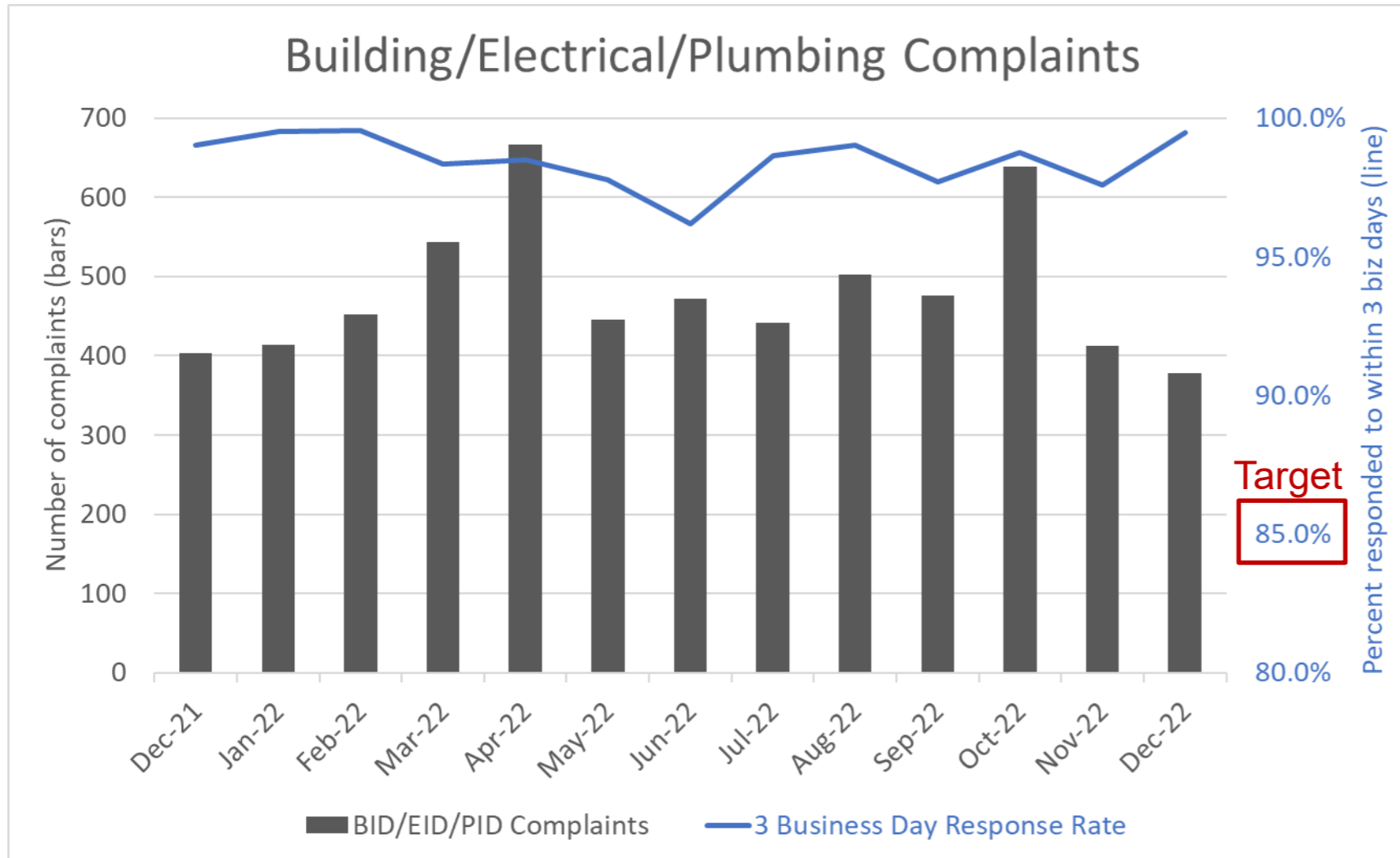
The Building, Electrical, and Plumbing Inspection Divisions completed **9,798 inspections in December**, with **94% of them conducted within 2 business days of the requested date.**

Housing Inspection Statistics – December 2022



Housing Inspection Services completed **967 inspections in December**, with **155 of them being routine** inspections of multi-family housing.

Building/Electrical/Plumbing Complaint Statistics – December 2022

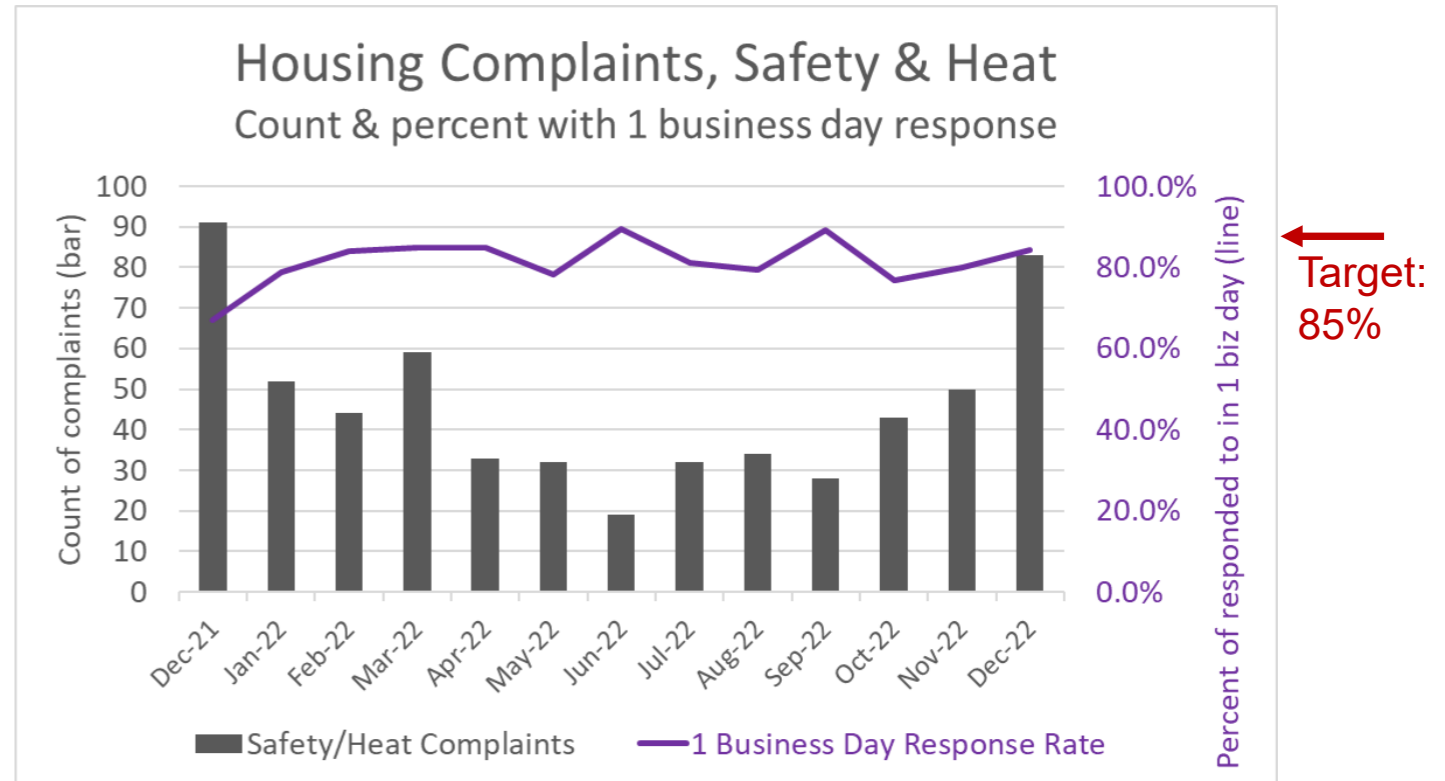
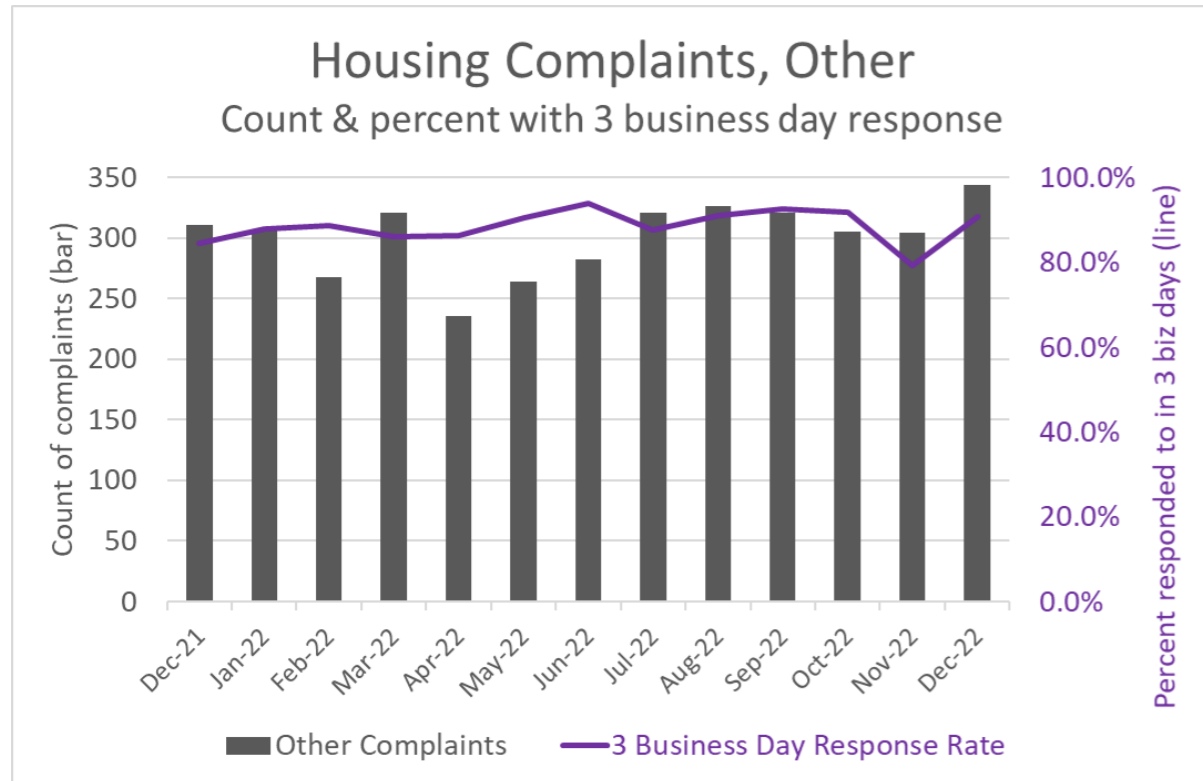


- The Building, Electrical, and Plumbing Inspection Divisions received **378 complaints** in December and responded to **nearly 100% of them within 3 business days.**

Code Enforcement Division

- Cases sent to Director's Hearing: 39

Housing Complaint Statistics – December 2022



- Housing Inspection Services received **344 other complaints** and responded to over **90% of them within 3 business days** in December.

- Housing Inspection Services sent **33 cases to Director’s Hearing** and abated **343 cases with an NOV** in December.

- Housing Inspection Services received **83 safety/heat complaints** and responded to **84% of them within 1 business day**.



THANK YOU