

Aliah ThinkTool SDDT Budget Domains Results

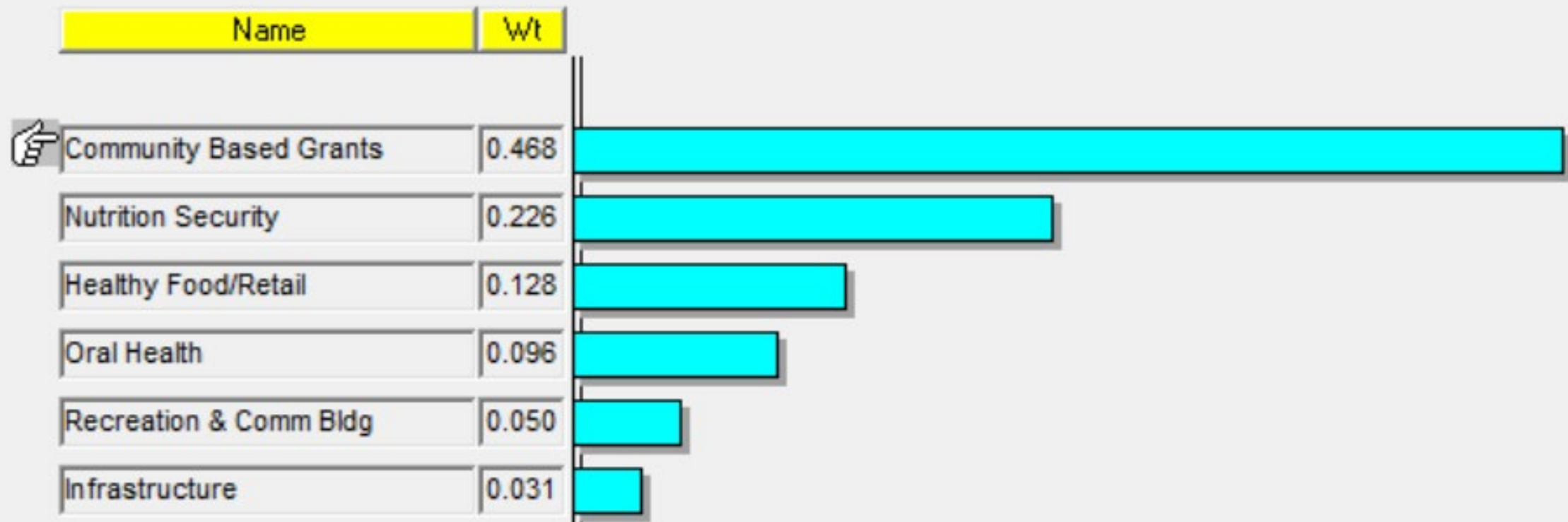
January 18, 2023



The Goal: providing funding rx to the Mayor&BOS to impact communities most impacted by bev cos. a











With respect to:

The Goal













SDDTAC Budget Domain Prioritizations

Synthesis relative to: Goal 1

1.	Hlth Edu, Nutri Sec, PhyA	0.253		
	comm based grants should support com based programs and services that address the health inequities of those most t:			
2.	CBOs working w SFUSD	0.155		
	CBO funding should go towrd CBOs implementing programs/initiatives that take place in public school settings			
3.	School Food/Nutrition Edu	0.132		
	to improve the quality and appeal of school meals and support nutrition ed to increase participation in school meal progra			
4.	Healthy Food Purch Supple	0.084		
	Support of programs that increase financial resources to purchase healthy food such as vouchers and food purchasing it			
5.	Healthy Retail SF	0.084		
	Support for small businesses to increase healthy food access in high risk and impact communities and neighborhoods			
6.	Water Access - schools	0.053		
	water station installation, beautification, maintenance at public schools			
7.	Sealant Application	0.052		
	applying protective sealants for K and 3rd graders			
80% ->	8.	Lactation-CBO grants	0.042	
		to support CBOs that are already supporting chestfeeding		
	9.	Water Access - public	0.030	
		public water station installation, beautification, maintenance		
	10.	Task Forces	0.029	
		creating n'hood based TF		



11. Staffing	0.020	
to support personnel: backbone staffing to SDDTAC; DPH SDDT implementation of community based grants; support fo		
12. College Scholarships	0.019	
scholarships and other supports in higher education in health field for priority populations		
13. Case Mgmt - Schools	0.016	
14. Lactation Coalition	0.013	
coalition to organize collective efforts in SF to enable increased chestfeeding among priority populations		
15. PA & Wellness&Scholarship	0.013	
wellness, physical activity and scholarships for priority populations		
16. Peace Parks & Transportat	0.013	
to support program funding and transportation for Peace Parks participants		
17. Student Led Action-staff	0.013	
support for student led action staff responsible for coordinating youth engagement and implementation of student led eff		
18. Food as Medicine	0.011	
funding to support CBO food organizations to prepare them to contract with health plans for medically supported nutrition		
19. Eval/Research/Sales Data	0.010	
Professional services support including capacity building for funded agencies, evaluation of SDDT and funded work, city		
20. Marketing/Outreach	0.002	
to support communications for grassroots, community driven awareness campaign about intent of SDDT and health impa		

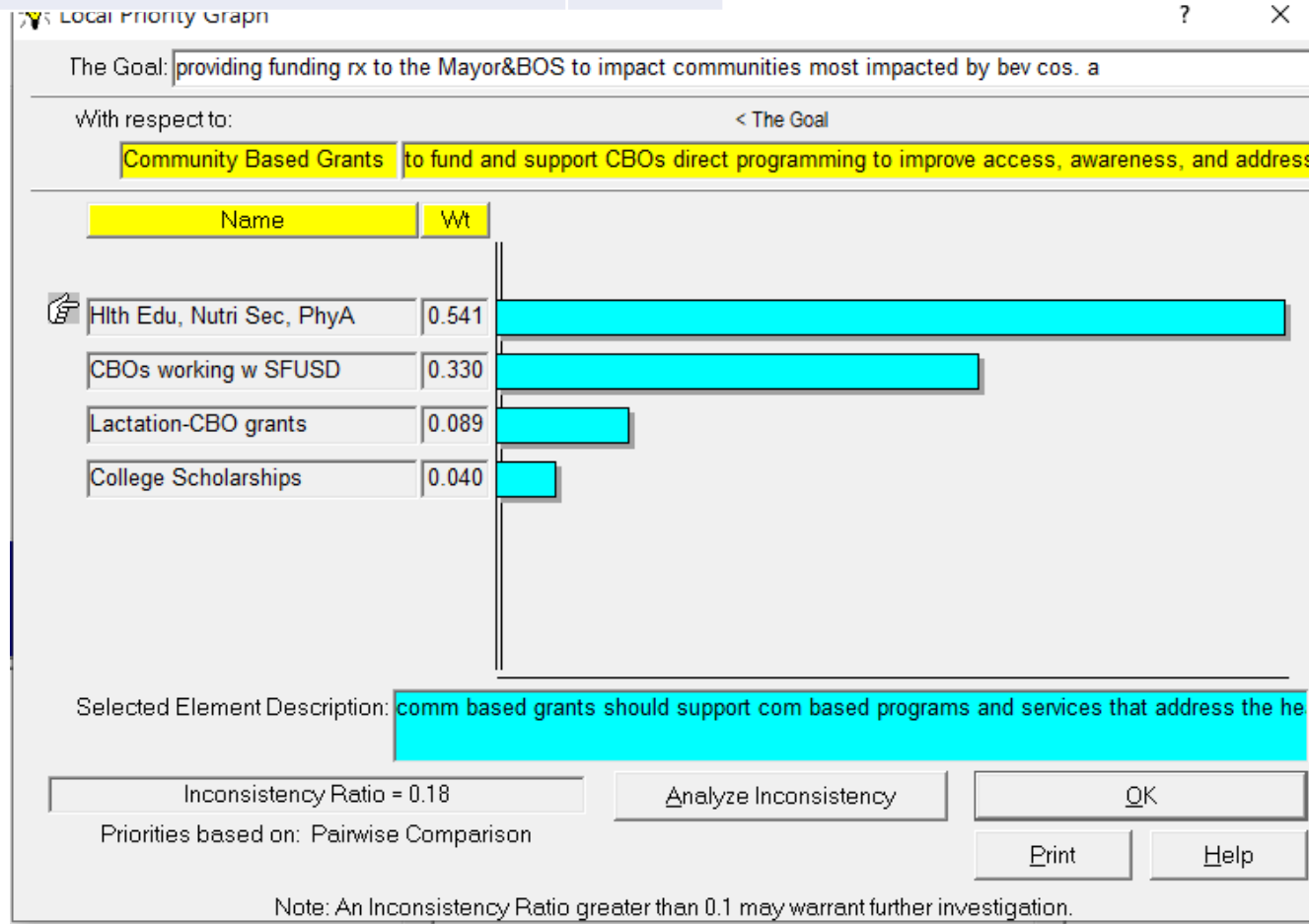
Aliah ThinkTool Sub-element Results

November 16, 2022



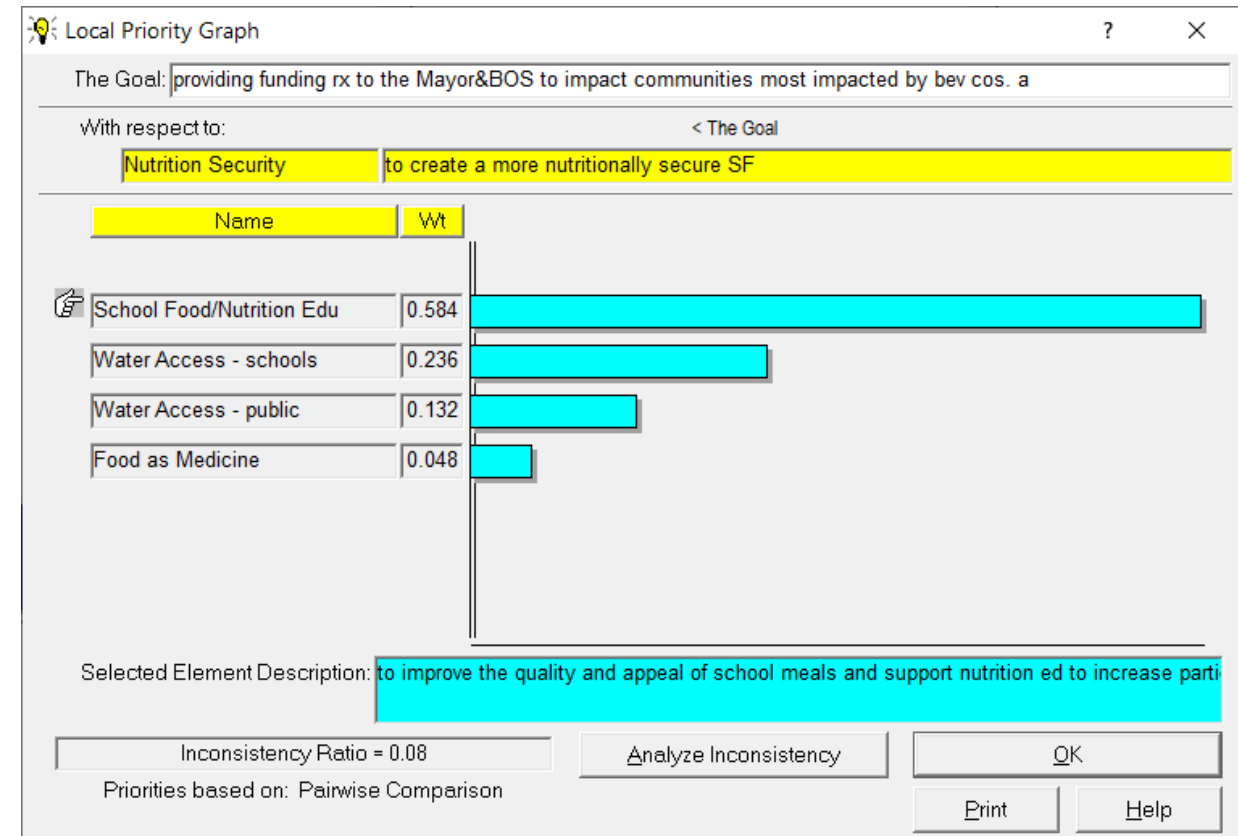
Community Based Grants prioritized by Community Input

Community Based Grants- Sub-elements prioritized	
CB-Grants: Health Ed, Nutrition Security, Physical Activity	0.54
CBOs working with SFUSD	0.33
CB-grants Lactation	0.09
College Scholarships	0.04



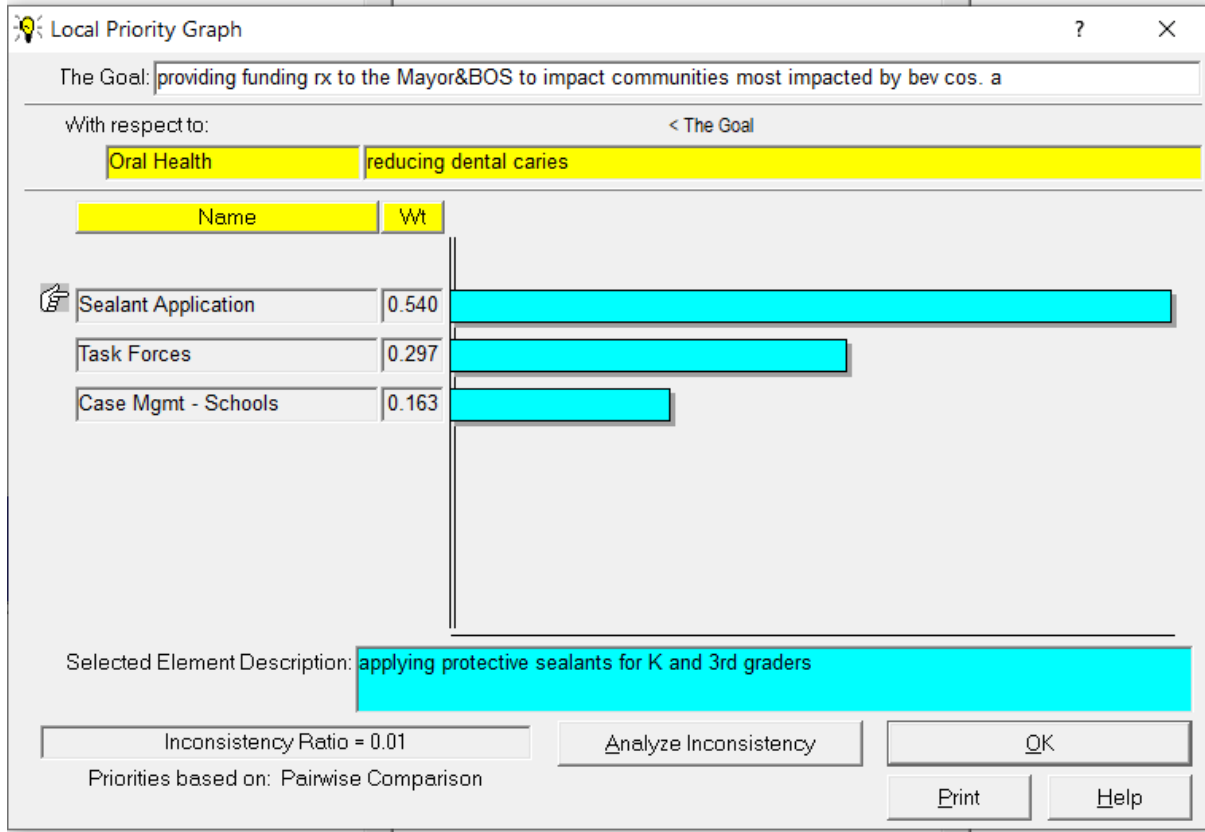
Nutrition Security *prioritized by Community Input*

Nutrition Security – Sub-elements prioritized	
School Food/Nutrition Ed	0.58
Water Access - Schools	0.24
Water Access - Public	0.13
Food as Medicine	0.05



Oral Health
*prioritized by
Data & Evidence*

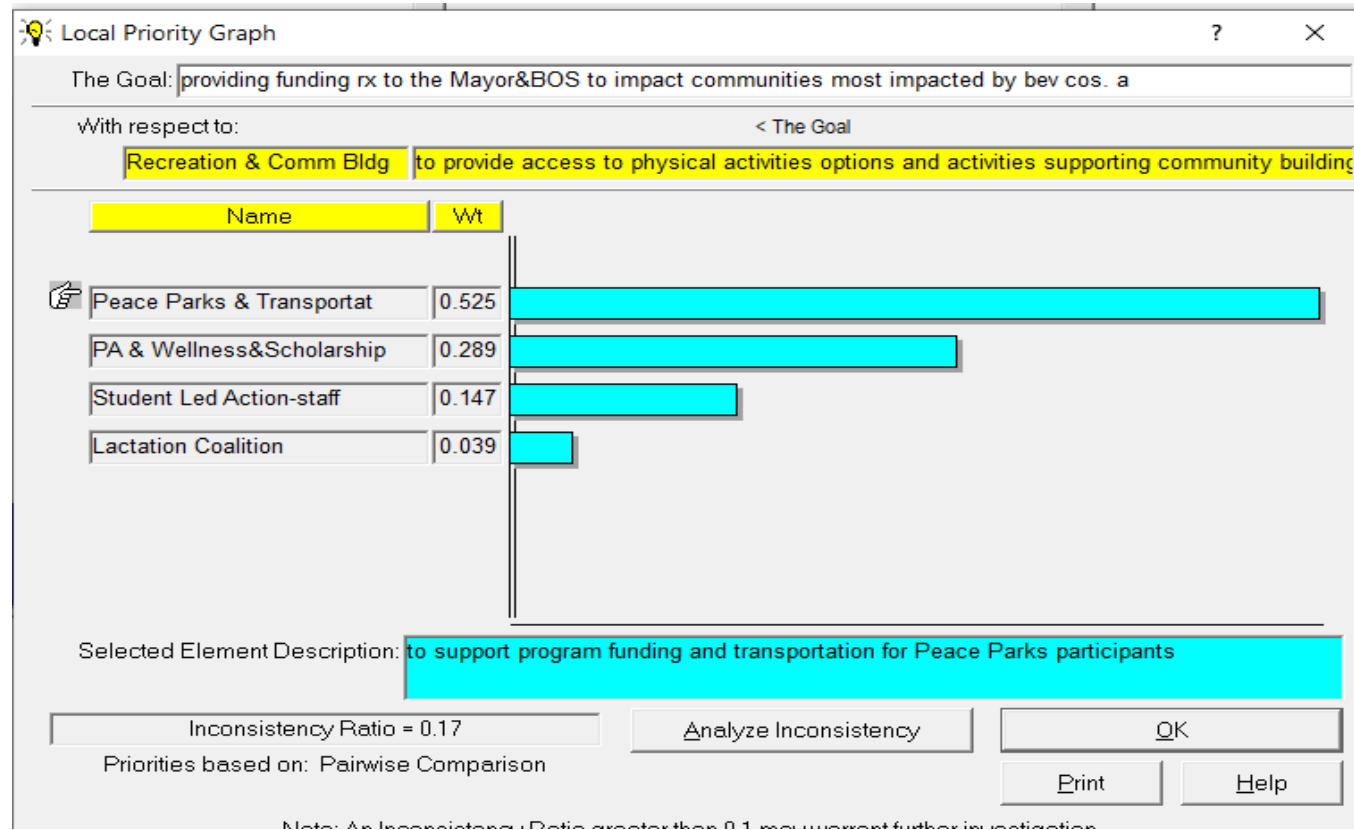
Oral Health – Sub-elements prioritized	
Sealant Application	0.54
OH Task Forces	0.28
Case Management – schools	0.16



Recreation & Community Building

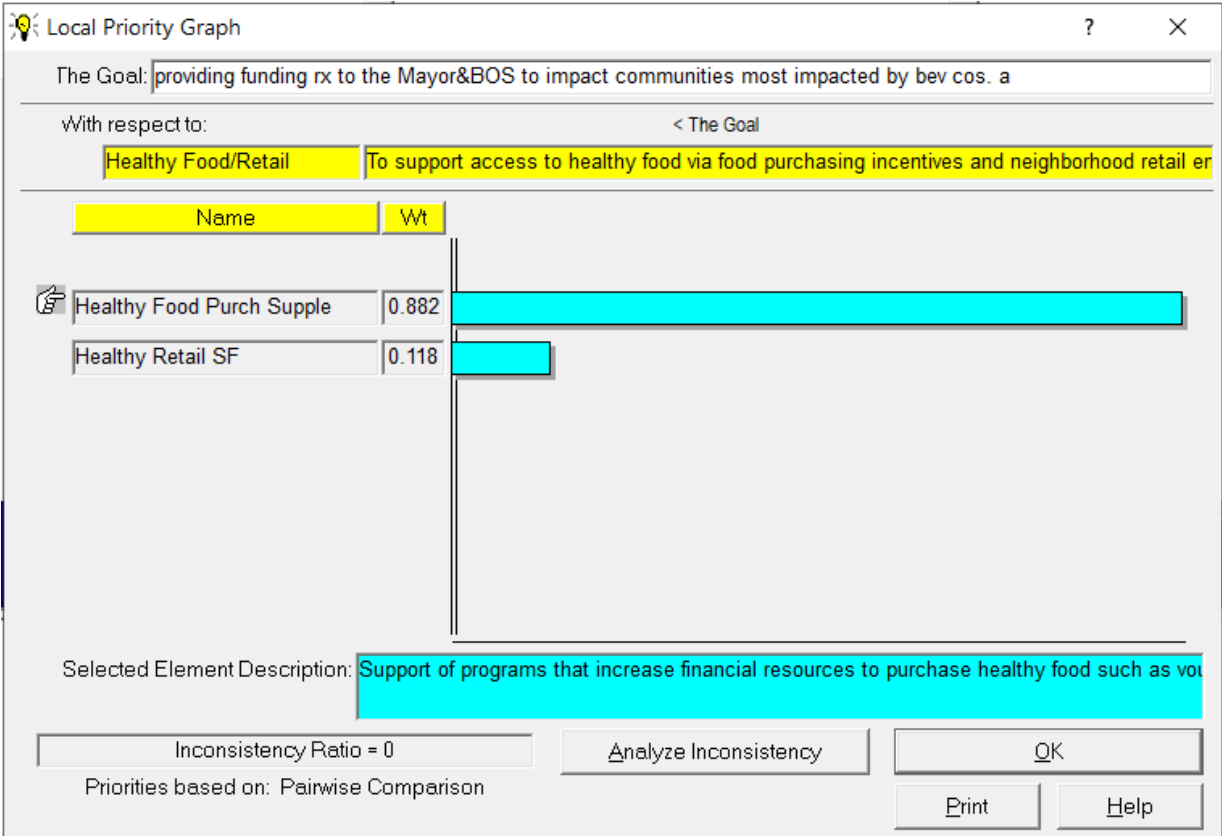
prioritized by Data & Evidence

Recreation & Community Building - Sub-elements prioritized	
Peace Parks & Transportation	0.53
Physical Activity & Wellness and Scholarships	0.29
Staff for Student Led Action	0.15
Lactation Coalition	0.04



Healthy Food/Retail
prioritized by Infrastructure

Healthy Food/Retail – Sub-elements prioritized	
Healthy Food Purchasing Supplement	0.88
Healthy Retail	0.12



Infrastructure
*prioritized by
Infrastructure*

Infrastructure – Sub-elements prioritized	
Staffing	0.63
Eval/Research/Sales Data	0.31
Marketing/Outreach	0.06

