

Safe Streets for All

Through 2022 Q3



Safety with Respect



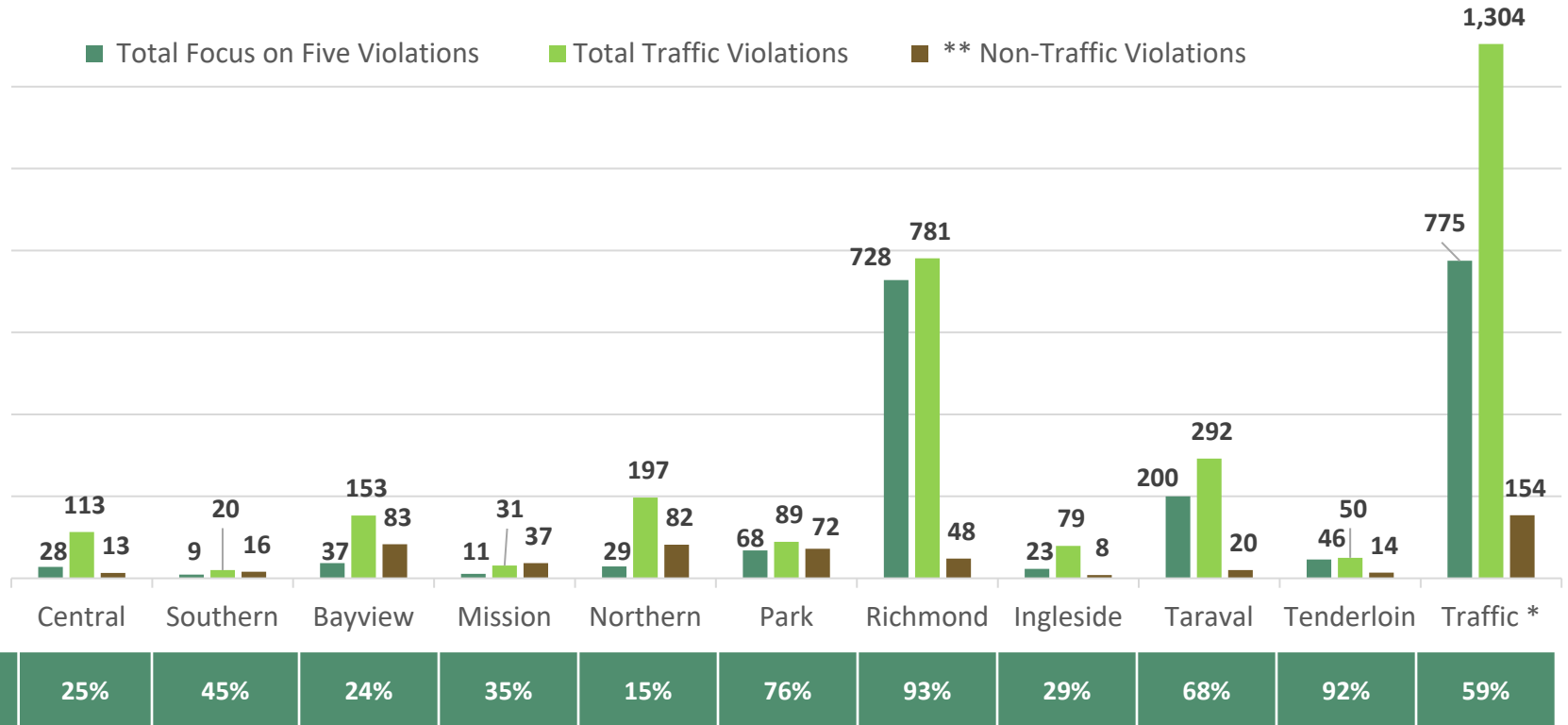
CITY & COUNTY OF SAN FRANCISCO

Police Department
Traffic Division

December 2022

Traffic Violations & Focus on the Five Violations

January 2022 – September 2022



*Refers to the Traffic Company or "The Solos"
 ** Not "CVC" and Not "MTRA"

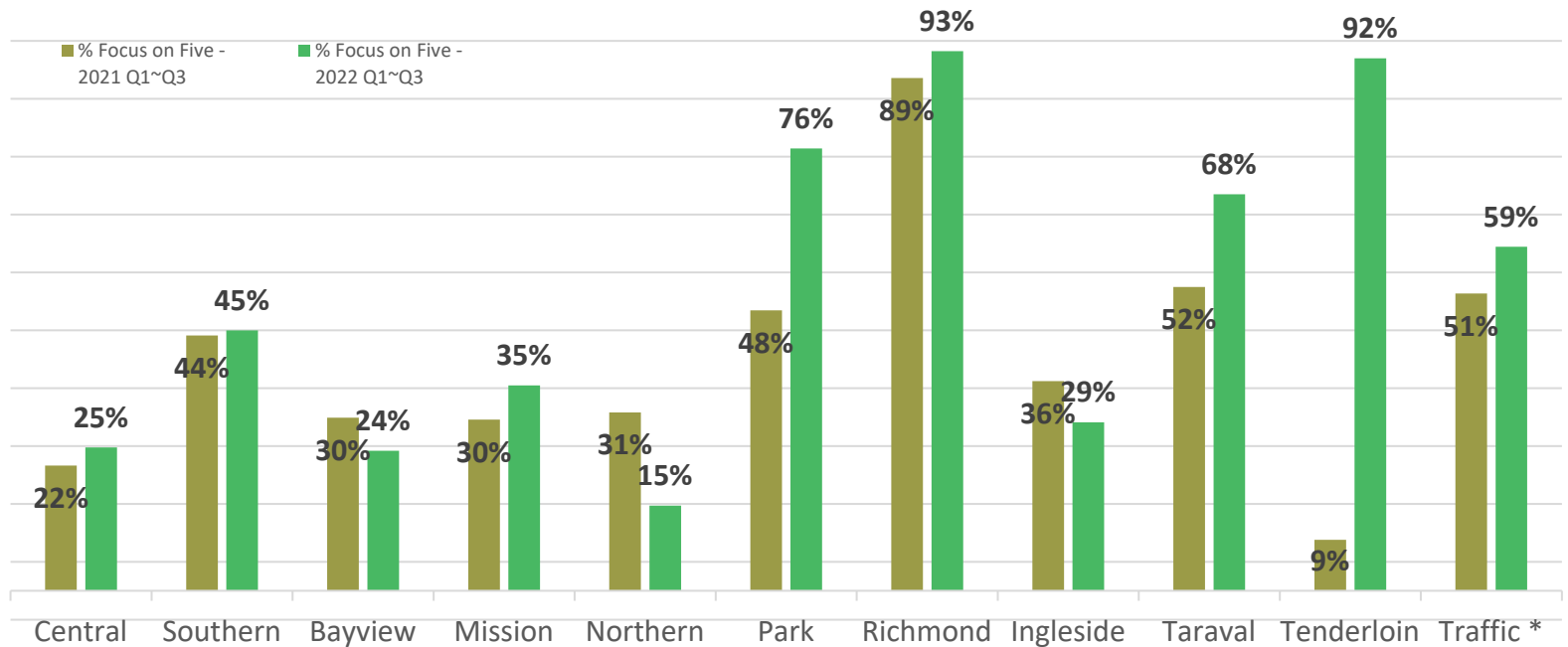
Department Wide Totals:

Traffic Violations: 3,109 Focus on Five Violations: 1,954 (63%)

** Non-Traffic Violations: 547

TRAFFIC VIOLATIONS

Focus on the Five Violations Percentage
2021 vs. 2022 January – September



*Refers to the Traffic Company or "The Solos"

Department Overall Percentage:

2021 Q1~Q3: 49% 2022 Q1~Q3: 63% Overall Percentage Change: +14%

SF TRAFFIC FATALITY LOCATIONS

January 1, 2022 – September 30, 2022

<u>Traffic Fatal Count</u>	<u>Vision Zero Count</u>	<u>Location</u>	<u>Type</u>	<u>PCF</u>
1	1	Geary Blvd & Lagauna St.	Vehicle vs. Pedestrian	21456(c)
2	2	Lincoln Way & 46th Ave.	Vehicle vs. Vehicle	21801(a)
3	3	22nd St. & Harrison St.	Vehicle vs. Scooter	22450(a)
4	4	23 France Ave.	Vehicle vs. Pedestrian	TBD
5	5	Quintara St. & 39th Ave.	Solo Vehicle	22350
6	6	Fillmore St. & Chestnut St.	Vehicle vs. Vehicle	21950(b)
7	7	Bayshore St. & Flower St.	Vehicle vs. Motorcycle	22107
8	No (Medical)	251 Barneveld Ave.	Vehicle vs. Vehicle	22107
9	8	Mendell St. & Evans St.	Vehicle vs. Moped	23152(a)
10	9	Turk St. & Taylor St.	Vehicle vs. Scooter	21453(a)
11	No (Out of Protocol)	Perisa St. & Mission St.	Vehicle vs. Pedestrian	21950(a)
12	10	541 Ellis St.	Vehicle vs. Pedestrian	21954(b)/21955
13	11	Steiner St. & Green St.	Vehicle vs. Pedestrian	21950(a)
14	12	Bayshore St. & Blanken St.	LRV vs. Pedestrian	TBD
15	13	Fulton St. & 37th Ave.	Vehicle vs. Pedestrian	21950(a)
16	14	3rd St. & Mission St.	Vehicle vs. Vehicle vs. Pedestrian	22100(a)
17	15	3rd St. & Mission St.	Vehicle vs. Vehicle vs. Pedestrian	22100(a)
18	16	Oak St. & Octavia St.	Vehicle vs. Unicycle	21453(a)
19	17	Larkin St. & Eddy St.	Motorcycle vs. Vehicle	21453(a)
20	18	Mission St. & 21st St.	Vehicle vs. Vehicle	22350/22102
21	19	South Van Ness & 16th St.	Vehicle vs. Pedestrian	22350/21453(a)
22	No (Out of Protocol)	Sutter St. & Polk St.	Vehicle vs. Motorcycle vs Pedestrian	22100(b)
23	20	North Point St. & Jones St.	Solo Bicycle	22350
24	No (Watercraft)	San Francisco Bay	Motorboat vs. Sailboat	TBD
25	21	Market St. & Danvers St.	Vehicle vs. Motorcycle	21801(a)
26	22	Junipero Serra Blvd. & Alemany Blvd.	Solo Vehicle Collision	21663
27	23	Van Ness Ave. & McAllister St.	Pedestrian vs. Vehicle	21456(c)
28	24	5th St. & Bryant St.	Vehicle vs. Pedestrian	21954(b)
29	25	Lombard St. & Steiner St.	Pedestrian vs. Vehicle	21456(c)
30	26	Polk St. & Vallejo St.	Vehicle vs. Pedestrian	21950(a)
31	27 (Handled by CHP)	6th St. & Harrison St.	Vehicle vs. Vehicle	21453(a)
32	28	Fulton St. & 12 Ave.	Solo Vehicle Collision	22350

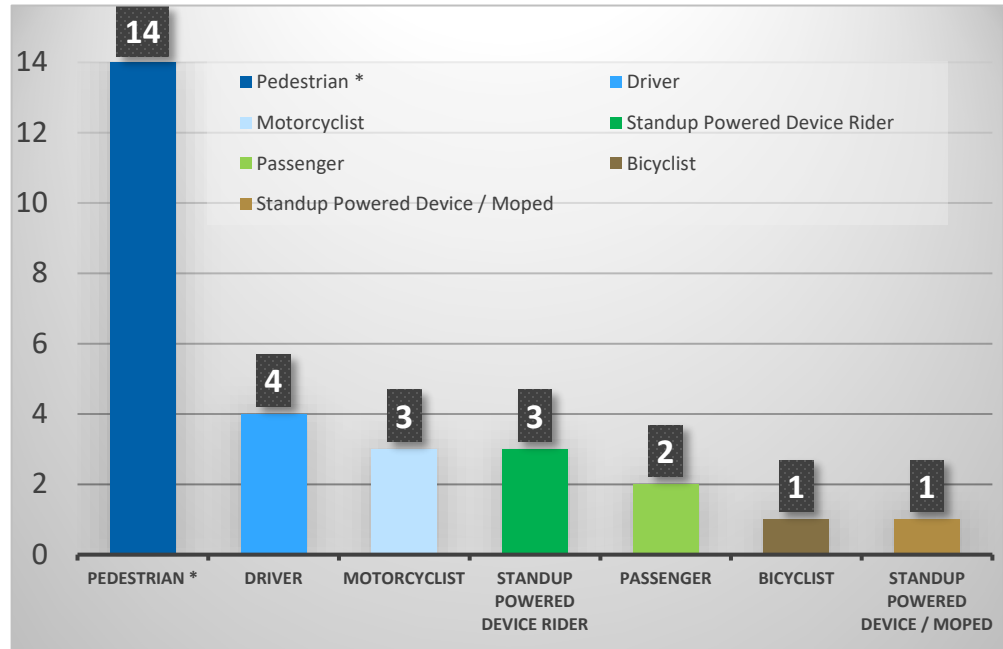
* Traffic Fatal Count of 16 & 17 – Two pedestrian victims succumbed from the impact of collision occurred at 3rd and Mission Streets.

SF TRAFFIC FATALITIES

January 1, 2022 – September 30, 2022

Victim Type	No (medical)	No (Out of Protocol)	No (Watercraft)	Vision Zero	Total Count	%
Pedestrian *		2		14	16	50%
Driver	1			4	5	16%
Motorcyclist				3	3	9%
Standup Powered Device Rider				3	3	9%
Passenger				2	2	6%
Bicyclist				1	1	3%
Motorboater			1		1	3%
Standup Powered Device / Moped				1	1	3%
Total Count	1	2	1	28	32	100%

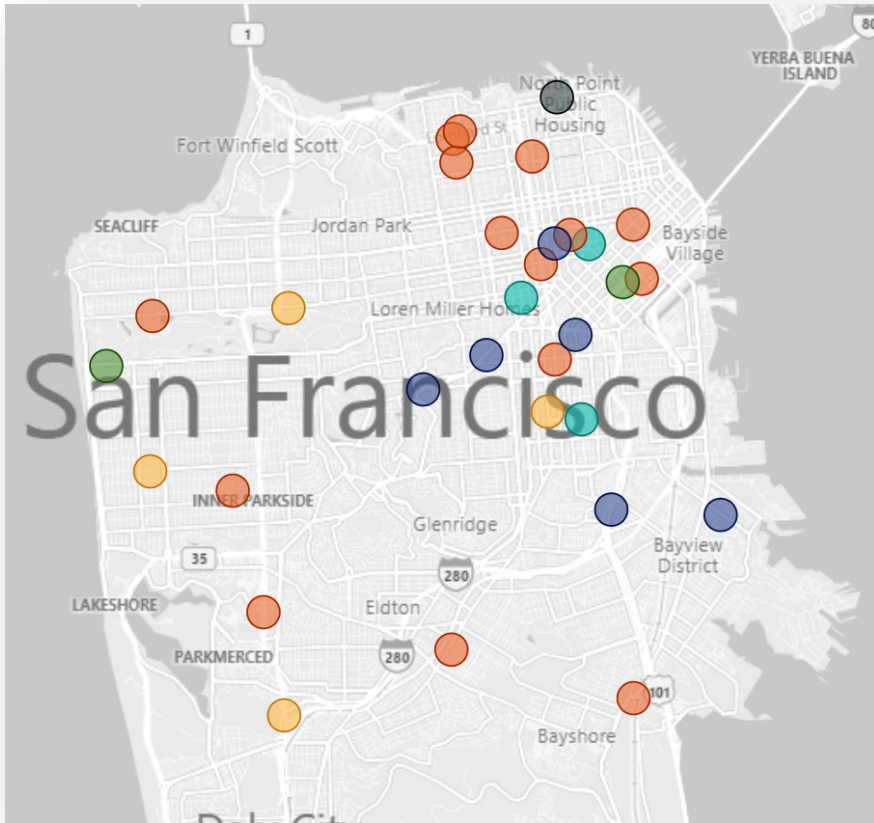
Vision Zero Victim Type	Total Count	Percentage
Pedestrian *	14	50%
Driver	4	14%
Motorcyclist	3	11%
Standup Powered Device Rider	3	11%
Passenger	2	7%
Bicyclist	1	4%
Standup Powered Device / Moped	1	4%
Total Count	28	100%



* 2022 Jan. ~ Sep. – Two pedestrian victims succumbed from the impact of collision occurred at 3rd and Mission Streets.

SF TRAFFIC FATALITIES

January 1, 2022 – September 30, 2022



- Pedestrian ● Driver ● Passenger ● Cyclist ● Motorcyclist
- Standup Powered

Victim Type – ALL	Total Count	%
Pedestrian *	16	50%
Driver	5	16%
Motorcyclist	3	9%
Standup Powered Device Rider	3	9%
Passenger	2	6%
Bicyclist	1	3%
Motorboater	1	3%
Standup Powered Device / Moped	1	3%
Total Count	32	100%

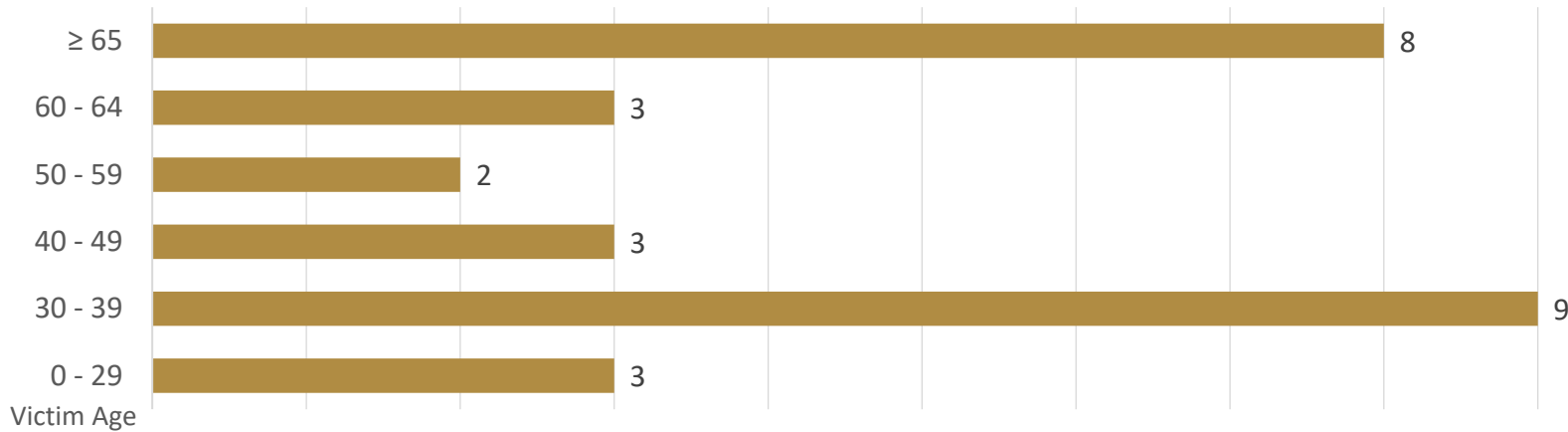
Vision Zero Victim Type	Total Count	%
Pedestrian *	14	50%
Driver	4	14%
Motorcyclist	3	11%
Standup Powered Device Rider	3	11%
Passenger	2	7%
Bicyclist	1	4%
Standup Powered Device / Moped	1	4%
Grand Total	28	100%

Following victims were excluded from Vision Zero: 2 Pedestrians, 1 Driver & 1 Motorboater

* 2022 Jan ~ Sep. - 2 pedestrian victims succumbed from the impact of a collision occurred at 3rd and Mission Streets

SF VISION ZERO TRAFFIC FATALITIES

January 1, 2022 – September 30, 2022

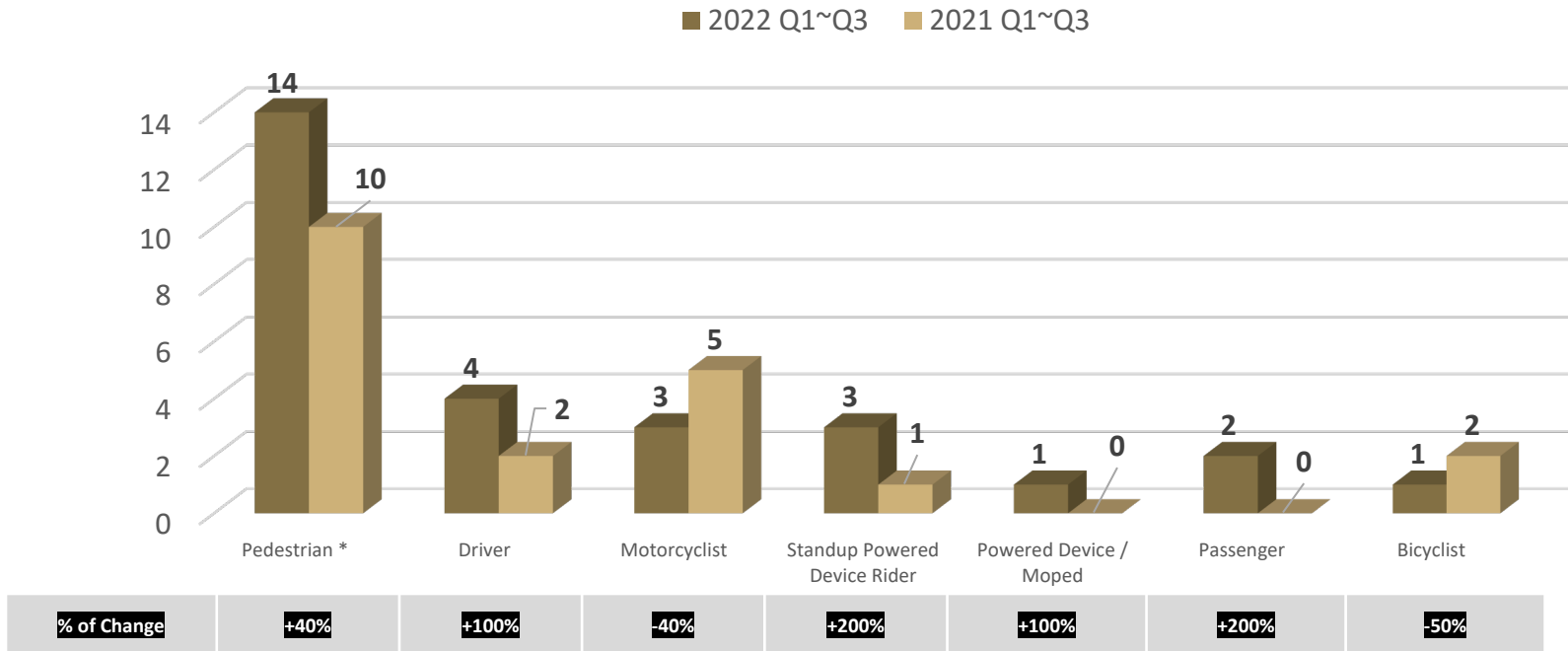


Victim Age	Bicyclist	Driver	Motorcyclist	Passenger	Pedestrian *	Powered Device / Moped	Standup Powered Device Rider	Total Counts	%
≥ 65	1		1		6			8	29%
60 - 64		1			2			3	11%
50 - 59					2			2	7%
40 - 49			1		2			3	11%
30 - 39		3		1	2	1	2	9	32%
0 - 29			1	1			1	3	11%
Total Counts	1	4	3	2	14	1	3	28	100%

* 2022 Jan. ~ Sep. – Two pedestrian victims succumbed from the impact of collision occurred at 3rd and Mission Streets.

VISON ZERO TRAFFIC FATALITIES

2022 vs. 2021 January ~ September



2022 Jan. ~ Sep. Totals: 28 **2021 Jan. ~ Sep. Totals: 20** **Overall Change: +40%**

* 2022 Jan. ~ Sep. – Two pedestrian victims succumbed from the impact of collision occurred at 3rd and Mission Streets.

CALIFORNIA VEHICLE CODE REFERENCE

CA Vehicle Code (CVC)	Description / Reference
21663 CVC	Driving on the sidewalk
22107 CVC	Unsafe turn or lane change prohibited
21453(a) CVC	Red light signal
21456(c) CVC	Pedestrian control signal
21801(a) CVC	Failure to yield right-of-way
21950(a) CVC	Driver failure to yield right-of-way at crosswalks
21950(b) CVC	Pedestrian crossing without due care of safety
21954(b) CVC	Failure to exercise due care for safety on roadway
21955 CVC	Crossing between controlled intersections (Jaywalking)
22100(a) CVC	Right turns
22100(b) CVC	Left turns
22350 CVC	Unsafe speed for prevailing conditions
22102 CVC	Illegal U-turn in business district
22450(a) CVC	Stop sign
23152(a) CVC	Under the influence of alcohol or drug

Thank you.

Questions?