


Our City, Our Home Fund

FY21-22 Annual Report



CITY & COUNTY OF SAN FRANCISCO

Office of the Controller
City Performance Unit

Laura Marshall | Jessica Shimmin
Reyna McKinnon | Jeff Pomrenke

12.15.2022

3. OCOH Fund FY21-22 Annual Report

7

Overview

- The Controller's Office is required to provide an annual report to the Board of Supervisors to document OCOH Fund revenue and expenditures and implementation of OCOH-funded serves by February of each year.
- The Controller's Office has produced a website to provide an executive summary and detailed information about the four OCOH Fund service areas: Permanent Housing, Mental Health, Homelessness Prevention and Shelter & Hygiene
- The OCOH Fund FY21-22 Annual Report is located here:

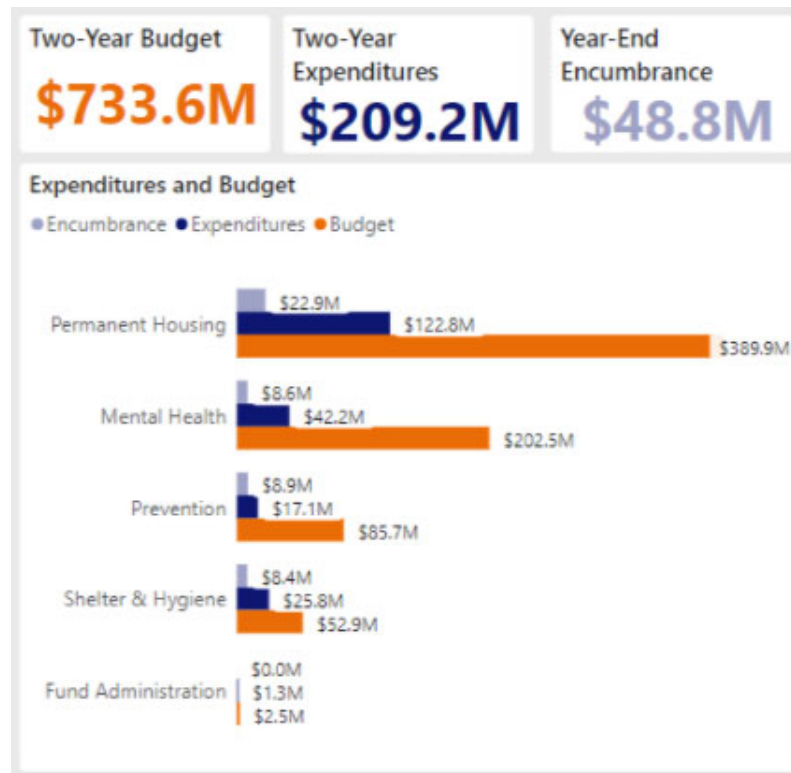
<https://sf.gov/data/ocoh-fund-annual-report-fy21-22-executive-summary>

3. OCOH Fund FY21-22 Annual Report

Budget and Expenditures

The City spent **\$209.2 million**, with **92%** of spending occurring in FY21-22.

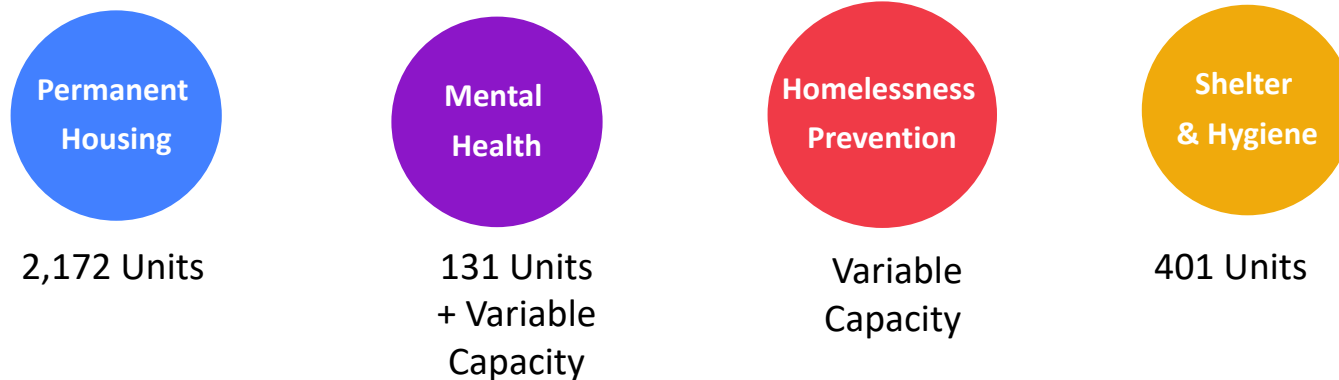
Funding was released in stages in FY20-21, and departments began implementation of a comprehensive two-year investment plan beginning in FY21-22.



3. OCOH Fund FY21-22 Annual Report

Capacity Added

The City added 2,704 new units or slots of housing, shelter and mental health beds over the two-year period.



Some programs have variable capacity and are not represented in this figure, e.g., Mental Health outreach and case management, and Homelessness Prevention flexible grants and services.

3. OCOH Fund FY21-22 Annual Report


10

Permanent Housing – Spotlight on Acquisition

The City budgeted **76% of the Permanent Housing funding for housing acquisition**, which is **40%** of the OCOH fund budget overall. These funds may be used towards:

- Purchase of existing buildings to use for housing
- Rehabilitation of existing buildings
- Financing the new construction of housing

Between FY20-21 and FY21-22, the City spent **\$88.6 million** in OCOH funding to **acquire four buildings** for use as permanent supportive housing, adding 348 units of new housing capacity:




112 Adult Units
835 Turk St



120 Adult Units, 39 Family Units
1321 Mission St



52 Youth Units
5630-5638 Mission St




25 Youth Units
3055-3061 16th St Mission St

3. OCOH Fund FY21-22 Annual Report

Households Served

The City served 18,517 households or clients across the array of OCOH-funded housing, mental health, homelessness prevention, and shelter and hygiene programs over the two-year period.



Data was not available for all programs. Data about clients served through the Mental Health category only reflects three program areas: treatment beds, assertive outreach, and clinical and behavioral health services in permanent supportive housing.

3. OCOH Fund FY21-22 Annual Report

12

Households Served – Demographics

Demographic information was gathered at the head-of-household (HOH) level or, in the case of mental health programs, at the individual client level.

In its first two years, heads of households/clients served with OCOH funds had the following characteristics:

- Most identified as White (25%) or Black /African American (20%)
- Nearly 25% of those served in permanent housing, shelter and hygiene, and homelessness prevention programs identified as Hispanic or Latin(a)(o)(x).
- About 5% were aged 18-24 years and roughly 12% were aged 65+years
- Most identified as male.
- Most identified as straight or heterosexual.

Each of the service area webpages provides additional demographic details about the households and clients served through OCOH funded services.

Information about how analysts combined demographic data across departments can be found in the data notes on the service area webpages.

3. OCOH Fund FY21-22 Annual Report

13

Households Served - Outcomes

Outcomes for households served were generally positive.

- Among OCOH-funded **housing** programs, **92% of households served had a positive outcome** as of June 30, 2022.
 - A positive outcome includes a household entering housing, retaining housing, or exiting to another housing setting.
- Among OCOH-funded **homelessness prevention** programs where outcome data was available, **85% of households served had a positive outcome as of June 30, 2022.**
 - A positive outcome describes when a household retains their housing or finds a safe place to stay outside the homeless response system.
- Among OCOH-funded **shelter and hygiene** programs where outcome data was available, **48% of households served had a positive outcome** as of June 30, 2022.
 - Programs funded through the Shelter and Hygiene service area have varying types of positive outcomes, which may include entering shelter from an unsheltered setting, staying in shelter, or exiting to a housing location.

Outcome data was only available for a subset of OCOH-funded programs

3. OCOH Fund FY21-22 Annual Report

14

Report Publication

- The OCOH Fund FY21-22 Annual Report will be published **TODAY**, December 15, 2022, and is located here:

<https://sf.gov/data/ocoh-fund-annual-report-fy21-22-executive-summary>

Let's share a preview....

3. OCOH Fund FY21-22 Annual Report

15

Thank you.

Any questions?