

COVID-19 and MPX Update

Grant Colfax, MD
Director of Health

November 1, 2022

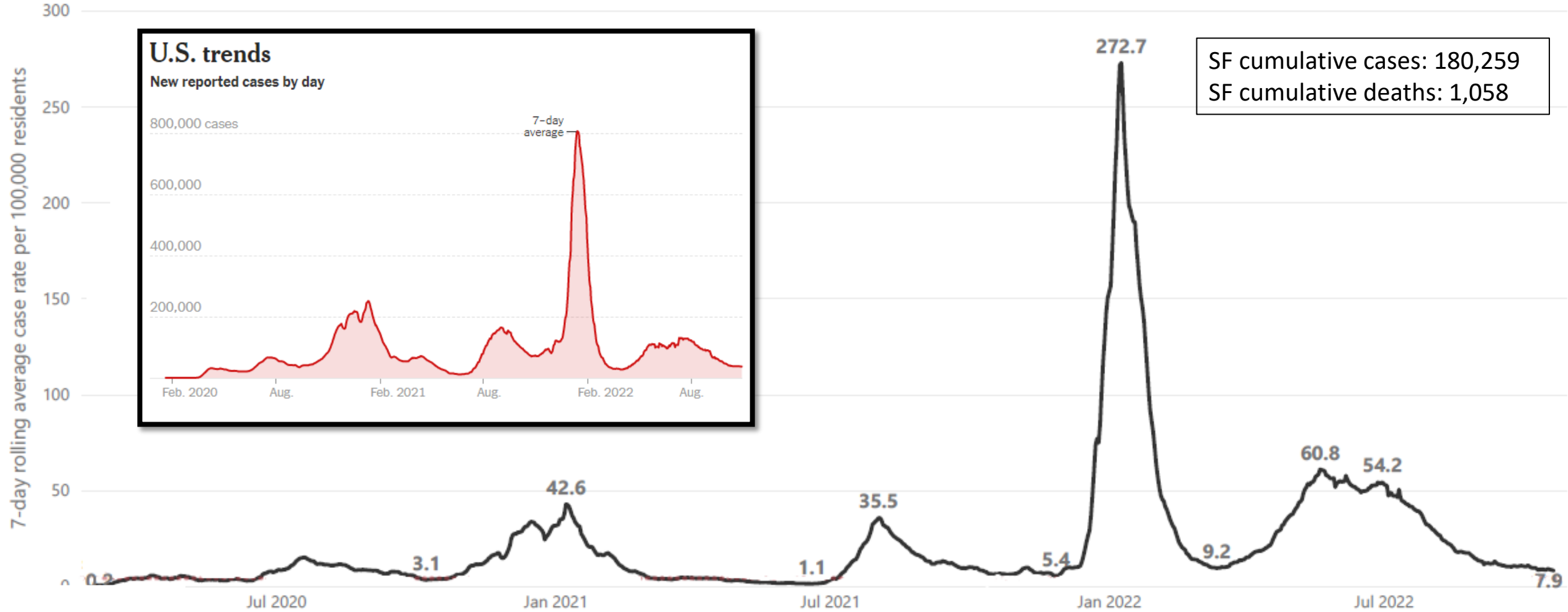


SAN FRANCISCO DEPARTMENT OF PUBLIC HEALTH



SF COVID cases per 100,000 residents

COVID+ Cases per 100,000 Population (7-day Average)

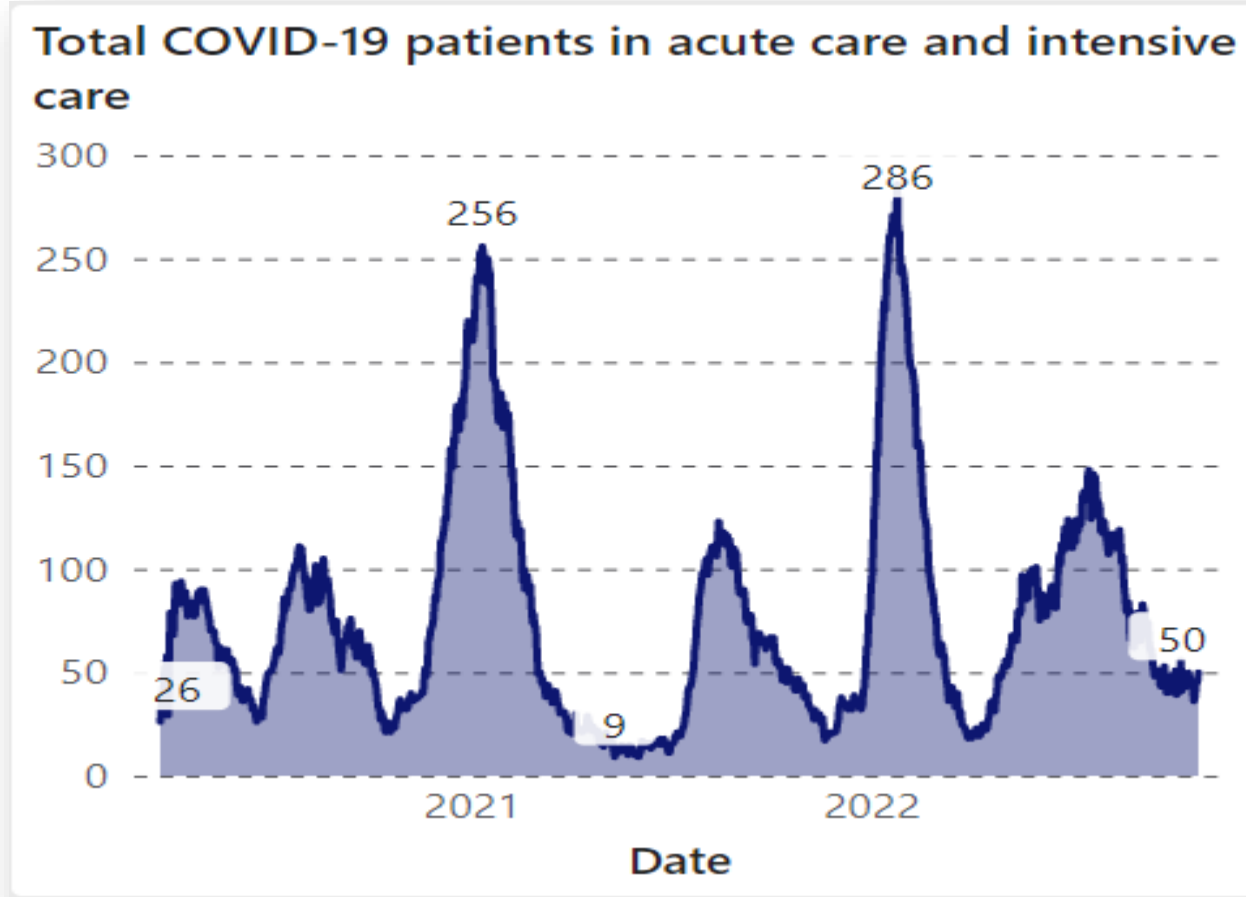


**Data are limited to specimens collected at least two days prior to today's report date AND resulted at least one day prior to today's report date. Result date is used in place of specimen collection date if specimen collection date is missing.



Hospitalizations

Hospitalizations: 50 individuals on 10/27/22, includes 6 in ICU



Remaining Hospital Capacity	
ICU	34.9%
Acute Care	17.3%



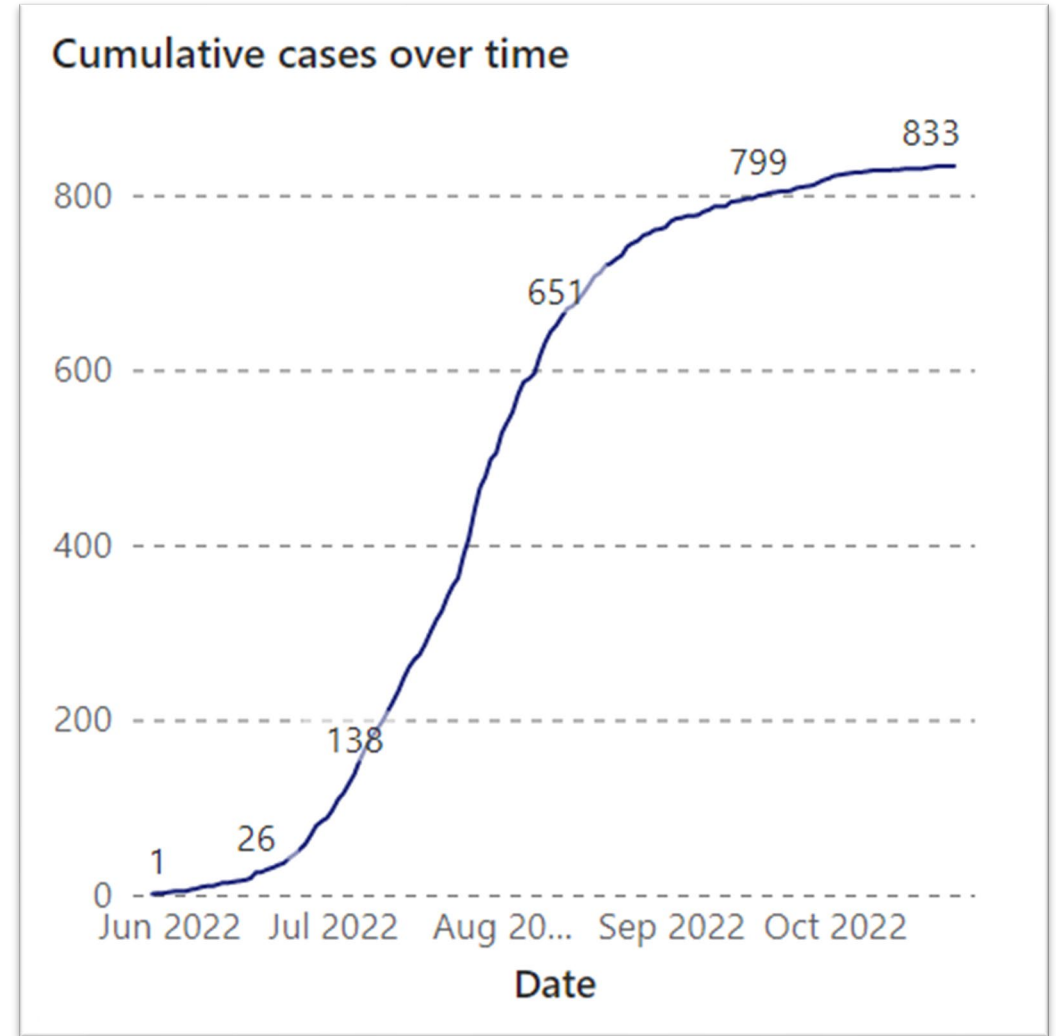
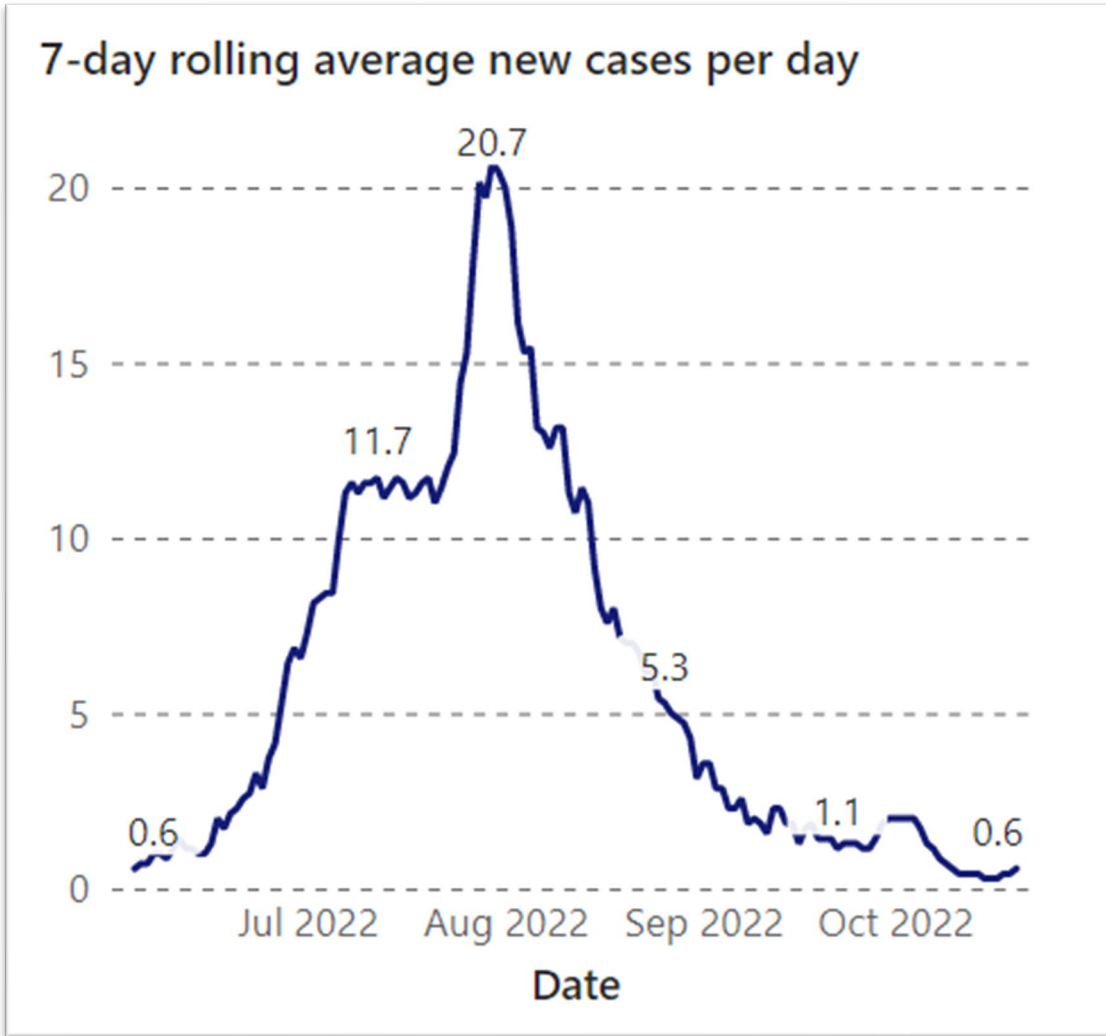
Vaccine & Booster Administration

	Underlying Population	At Least One Dose	% of Population At Least 1 Dose	Vaccination Completed	% of Population Vax Completed	Residents Boosted	% of Vax Residents Boosted
All Residents	874,787	823,025	94%	748,899	86%	560,031	75%
Residents 5+	835,137	809,616	>90%	740,940	89%	560,031	76%
Residents 12+	791,131	773,752	>90%	706,516	89%	546,320	77%
Residents 65+	135,027	138,479	>90%	130,421	>90%	119,063	91%
Residents 75+	60,907	56,724	>90%	53,425	88%	50,530	95%

0-4 yrs: 33% at least one dose; 20% completed initial series



San Francisco MPX Cases





Summary

- With <1 new MPX case per day, we have ended the public health emergency as of 10/28
 - Will continue to work to increase 2nd doses of vaccine with an equity focus
- SF COVID case rates continue to be stable and hospital capacity is adequate
- Bivalent booster doses will be added to sf.gov [COVID dashboard](#) in the next week
- Increased indoor gatherings this fall and winter will likely lead to increased COVID cases.

Be prepared:

- ***Stay up to date on your vaccinations*** – including the updated bivalent booster, when eligible.
- Keep masks handy; we recommend well-fitted N95/KN95s/KF94s.
- Keep a supply of rapid test kits on hand.
- Know how to reach a doctor. ***Ask your provider now about how to access COVID treatment*** if you were to test positive and are at risk for severe illness.
- Stay informed with trusted sources of information, such as: [SF.gov/covid](#)
- DPH is working with the State to plan for the end of the CA State of Emergency in Feb. 2023