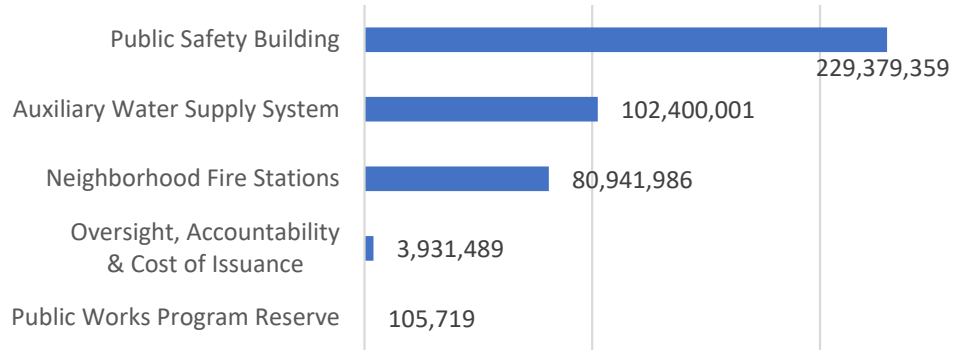


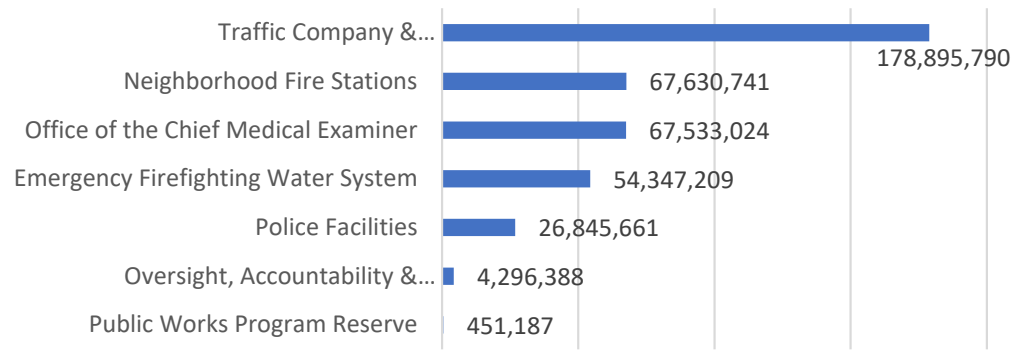
# Earthquake Safety and Emergency Response Bond Program 2010, 2014 & 2020

Quarterly Status Report  
 Presented to the Citizens' General Obligation Bond Oversight Committee  
 For the First Quarter of FY22-23 – as of Sept 2022

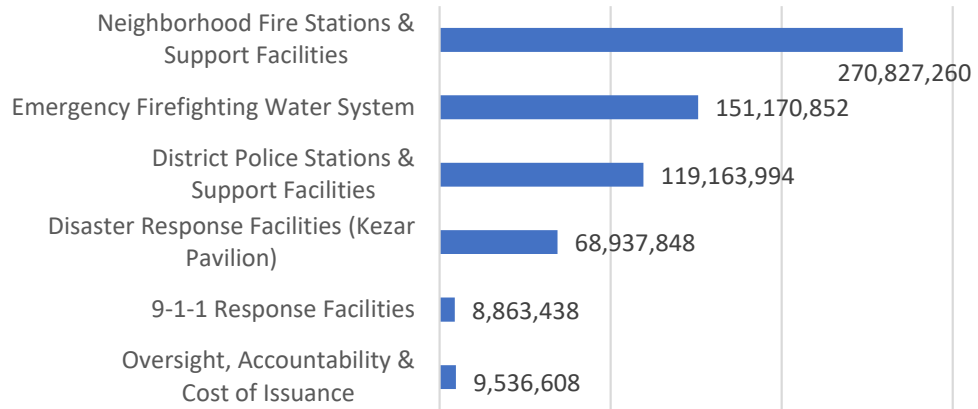
## Overview of ESER 2010 Scope and Budget \$416.7M



## Overview of ESER 2014 Scope and Budget \$400M



## Overview of ESER 2020 Scope and Budget \$628.5M



## I. Highlights and accomplishments

- Ingleside – Completed 100% SD Package
- 911 Call Center – Bid protest received in July 2022; issued draft non-responsive letter to apparent low bidder in September 2022.
- The Fire Training Facility – the Executive Architect was selected

## II. Upcoming milestones

- FS35 Final Completion is scheduled in February 2023
- TCFSD final adjustments to Evans Gate & card readers at exterior doors; SFAC public art installation anticipated in 2023
- 911 Call Center – Resolve bid protest and issue construction NTP in December 2022.

## III. Bond sales and appropriations

- ESER 2010: the City has issued six bond sales totaling \$412.3M; \$416.7M has been appropriated (inclusive of partial interest-earned and bond financing costs)
- ESER 2014: the City has issued three bond sales and appropriated a total of \$400M (inclusive of bond financing costs)
- ESER 2020: the City has issued two bond sales and appropriated a total of \$167.8M (inclusive of bond financing costs)

## IV. Risks, issues or concerns on budget, scope or schedules

- Price escalation for crucial building materials
- Skills shortages and increased labor costs
- Permitting review and approval delays extending project schedule duration
- Supply delays extending construction schedule durations
- Local ordinances that create new components of additional cost
- PG&E's practices create schedule delays and added cost

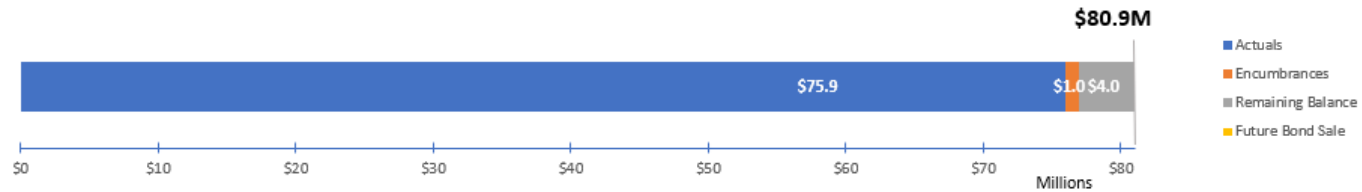
# Neighborhood Fire Stations (NFS 2010 – \$80.9M)

Current Phase: **Various**  
Completion Date: **September 2023**

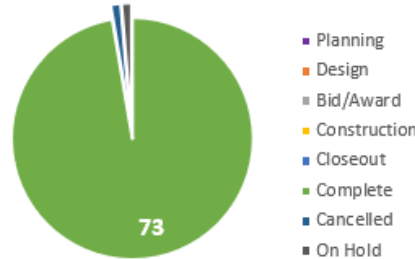
## Recent Accomplishments:

- None

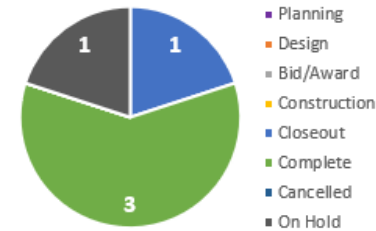
## Budget status



### Focused Scope (75)



### Seismic & Comprehensive (5)



## Upcoming Milestones:

- **FS 14 Generator Replacement** project will be bid in mid FY 22-23



**Fire Station 14 (Outer Richmond)**  
Existing Generator to be Replaced in FY22-23

# Neighborhood Fire Stations (NFS 2014 – \$67.6M)

Current Phase: **Various**  
Completion Date: **September 2023**

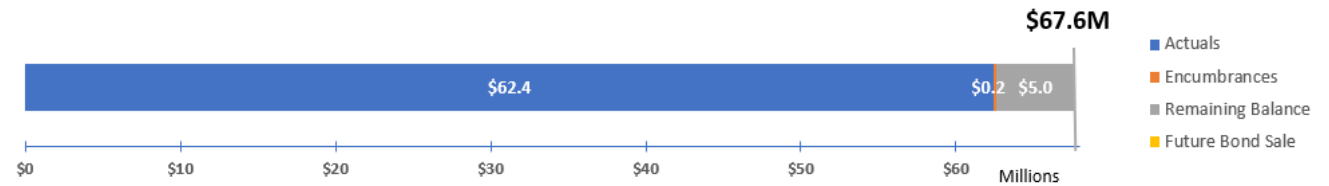
## Recent accomplishments

- **FS 2 Generator** substantial Completion Letter was issued to Argo on August 24, 2022.

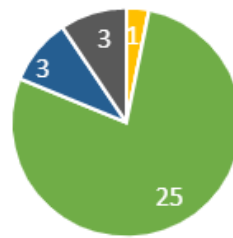
## Upcoming milestones

- **FS 2 Generator** final Completion is scheduled for October 9, 2022
- **FS 19 Generator** will advertise for bids in mid-FY22-23
- **Fireboat Station 35** Final Completion projected in February 2023

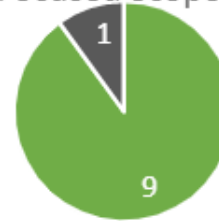
## Budget status



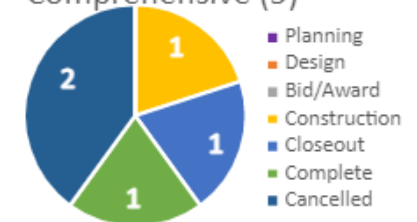
Focused Scope (32)



Other Focused Scope (10)



Seismic & Comprehensive (5)



Fireboat Station 35 at Pier 22½  
(Photos by Russell Abraham)

# Neighborhood Fire Stations & Support Facilities (NFS 2020 – \$270.8M)

Current Phase: **Planning**  
Completion Date: **December 2028**

## Recent accomplishments

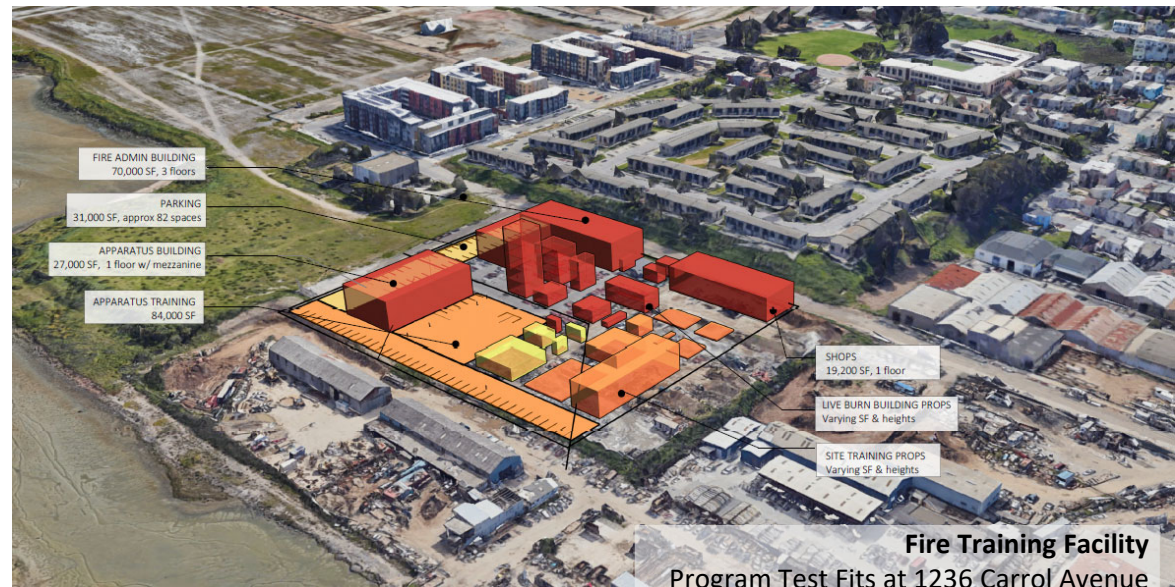
- Fire Training Facility ("FTF"):
  - RFQ for A/E Team: 3 proposals received on 9/30/21; interview of 3 teams produced a successful candidate firm, RDC Architects; negotiation is underway with an NTP expected in January 2023
  - Investigation was launched in October to define precise location of a SFPUC box culvert in the site; an easement will be established to protect this infrastructure

## Budget status



## Upcoming milestones

- Fire Training Facility ("FTF"):
  - City's Real Estate Division and SF Port are working on the sale of the Port's parcel to enable the assembly of the complete project site – it's expected to be authorized by the California State Lands Commission this fall.
  - Reiteration of the project's building program will resume in November 2022
  - RFQ/P for the CM/GC is expected to be released November 2022.



# Police Facilities (PF 2014 – \$26.8M)

Current Phase: **Closeout**  
Completion Date: **October 2022**

## Recent accomplishments

- None

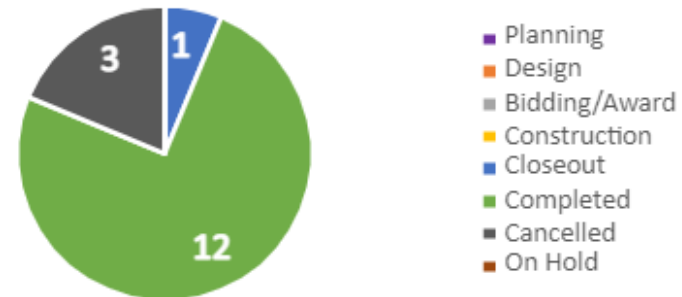
## Upcoming milestones

- **MEP Pkg 2 (Bayview & Tenderloin)** – Construction contract final payment anticipated in October 2022 and project closeout to follow

## Budget status



## Project status



# Police Stations & Support Facilities (PF 2020 – \$119.2M)

Current Phase: **Planning/Design**  
Completion Date: **July 2027**

## Recent accomplishments

- Mission Police Station Structural Improvement construction contract awarded on 6/9/22 to EVRA Construction, Inc. and NTP issued on 8/24/22
- 100% Schematic Design was achieved in September 2022 for Ingleside Police Station Replacement.
- Concept Design for Surge Facility completed in June 2022.

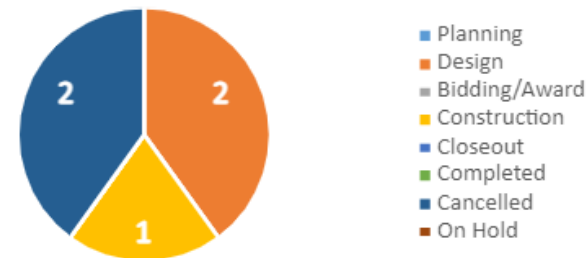
## Upcoming milestones

- RFP for CM/GCs for Ingleside Police Station Replacement expected October 2022.

## Budget status



## Project status



Mission District Police Station

# Traffic Company & Forensic Services Division (TCFSD 2014 – \$178.9M)

Current Phase: **Post-construction**  
Completion Date: **Fall 2021**

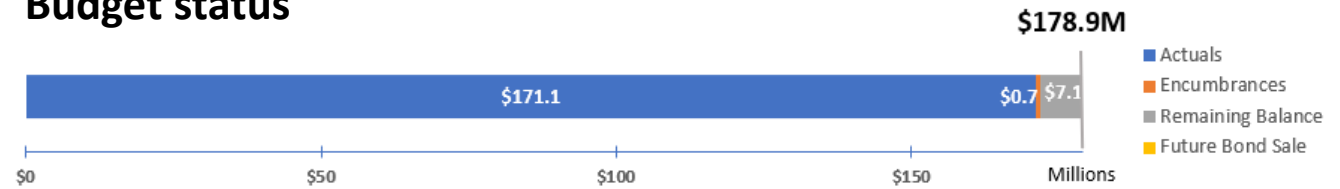
## Recent accomplishments

- LEED Gold confirmed in July 2022

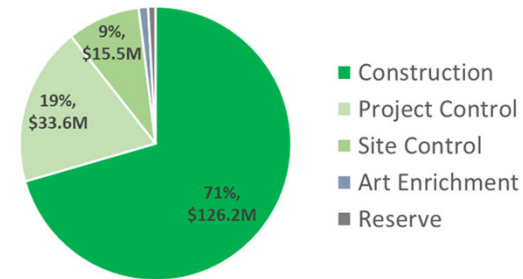
## Upcoming milestones

- SFAC public art installation anticipated in the summer of 2023

## Budget status



## Budget allocation





# Emergency Firefighting Water System (EFWS 2010 – \$102.4M)

Current Phase: **Construction**  
Completion Date: **December 2022**

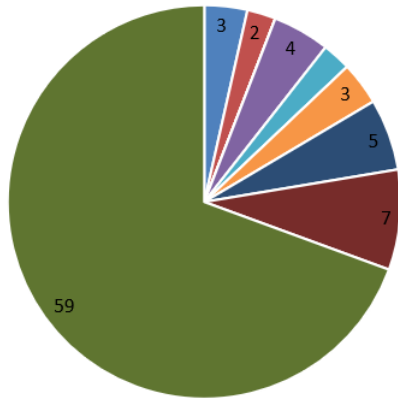
## Recent accomplishments

- Pumping Station 2 –
- Construction continues

## Upcoming milestones

- Pumping Station 2 – Final completion anticipated in December 2022

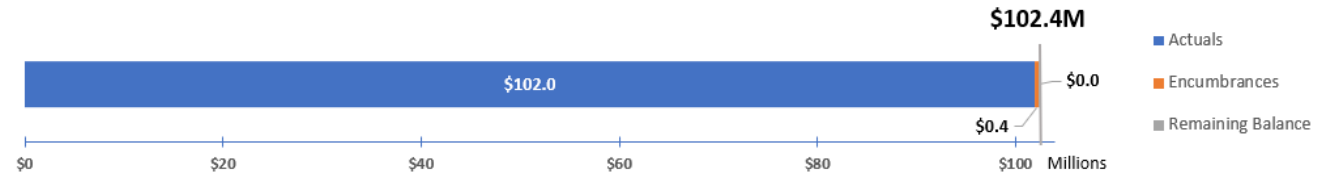
## Project status | 85 Projects\*



- Planning
- Procurement or Bid/Award
- Substantial Completion
- Design
- Construction
- Final Completion

\*Combined ESER programs (2010, 2014, 2020) projects' status

## Budget status



Pumping Station 2 at Fort Mason

# Emergency Firefighting Water System (EFWS 2014 – \$54.3M)

Current Phase: **Various**  
 Completion Date: **April 2023**

## Recent accomplishments

- **Clarendon Supply Pipeline** – Construction continues

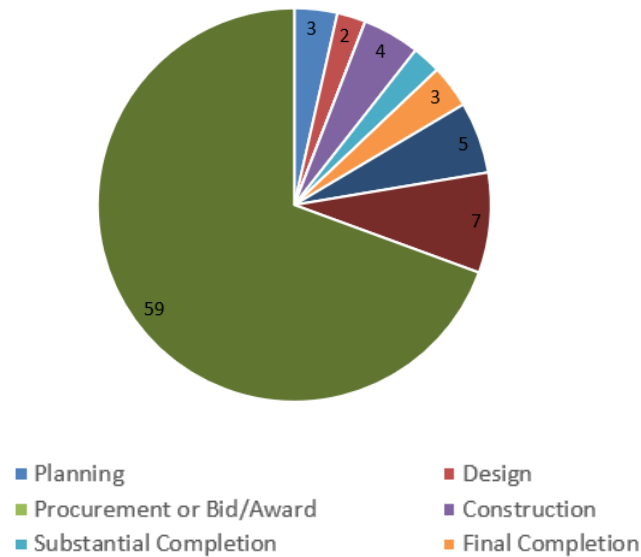
## Budget status



## Upcoming milestones

- **Clarendon Supply Pipeline** – Construction completion anticipated April 2023

## Project status | 85 Projects\*



**Clarendon Supply Site**

\*Combined ESER programs (2010, 2014, 2020) projects' status

# Emergency Firefighting Water System (EFWS 2020 – \$151.2M)

Current Phase: **Various**  
 Completion Date: **December 2026**

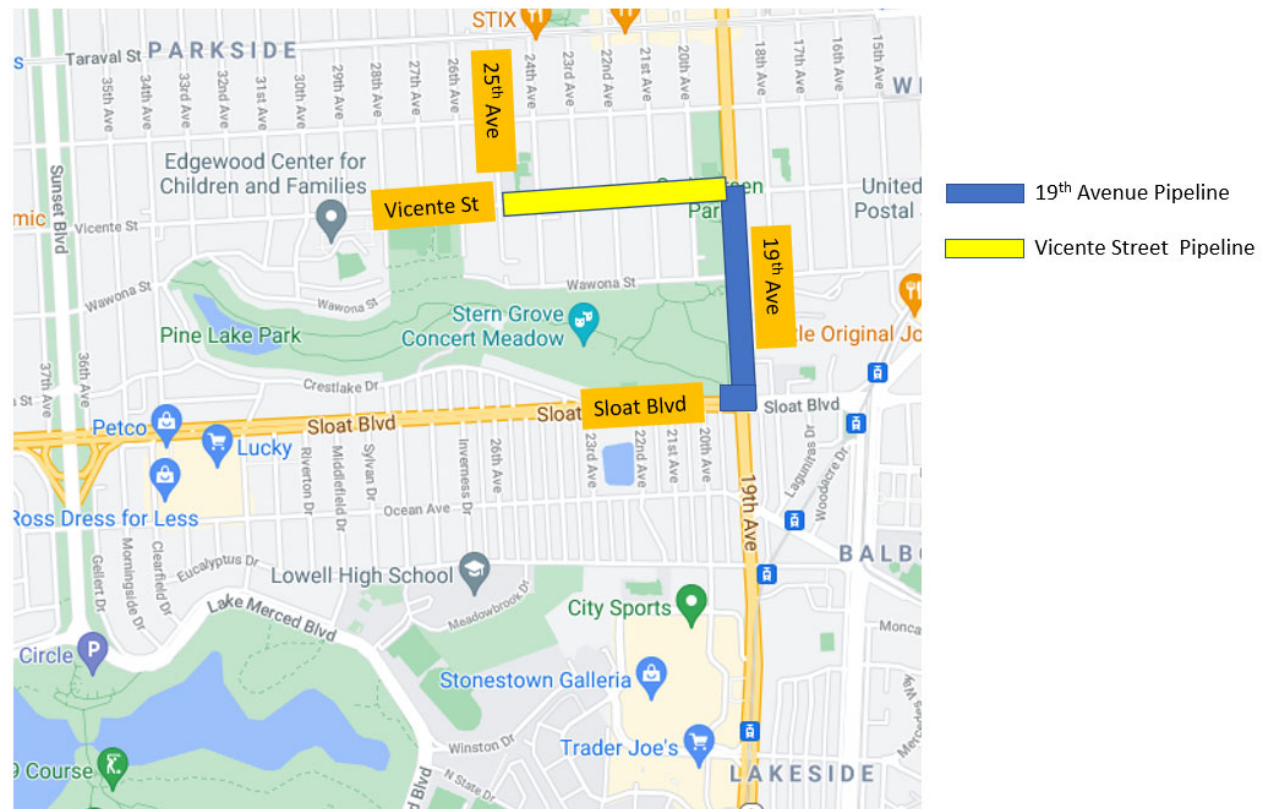
## Recent accomplishments

- **19th Avenue Pipeline** – Construction continues
- **Vicente Street Pipeline** – Construction continues
- **Fireboat Manifold** – Construction of new pipeline and fireboat manifold near Fort Mason Pier 2 for fire suppression. Planning in progress

## Budget status



## Upcoming milestones



# 9-1-1 Call Center (DEM 2020 – \$8.9M)

Current Phase: **Bid and Award**  
Completion Date: **December 2023**

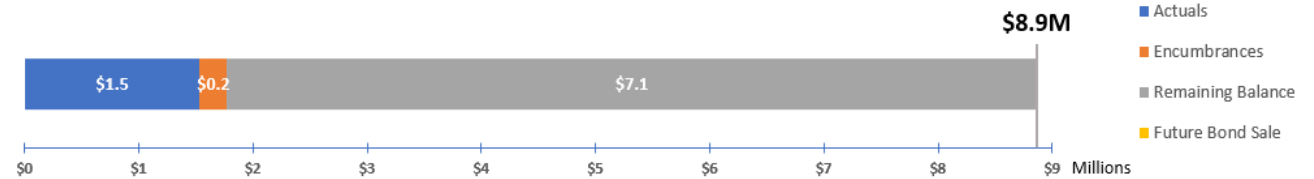
## Recent accomplishments

- Received bid protest in July 2022; PW issued the bid protest determination letter in September 2022; draft non-responsive letter was also issued to the lowest apparent bidder in September 2022.

## Upcoming milestones

- Present at SF Public Works Commission meeting on November 04, 2022.
- Issue construction NTP in December 2022 / January 2023

## Budget status



911 Call Center at City's Emergency Operations Center  
1011 Turk Street (Western Addition)

# Disaster Response Facilities (ESER 2020 – \$68.9M)

Current Phase: **Planning**  
Completion Date: **September 2026**

## Recent accomplishments

- Continued refinement of building concept plan showing new program enhancements and site layout plan
- Completed utility survey, haz mat investigation and geotechnical/ground investigations
- Completing formal MOU agreement with Public Works for planning, design and construction administration
- Competing contract with CM/GC consultant support

## Budget status



## Upcoming milestones

- Continue environmental review process with the Planning Dept. and historic preservation staff. Involves historic assessment determination
- Continuing work on site testing and destructive testing.
- Analyse recent cost estimate report and refine the concept plan as required to meet project budget
- Develop a public outreach program to share project plans with community. This will follow Planning's feedback
- Continue working with DEM on refining emergency programming needs. HAS staff will be brought in to assist on targeted emergency need design.



# Attachment 1 | Budget Status and Financial Plan (ESER 2010)

ESER 2010: thru September 2022

Bond Components and Projects	Bond Authorized Amount	Adjusted Budget (ii)	Appropriations	Expenditures	Encumbrances	Balances	Expenditures/ Appropriations
Public Safety Building (PSB)	239,000,000	229,379,359	229,379,359	229,228,061	0	151,298	100%
Neighborhood Fire Stations (NFS)	64,000,000	80,941,986	80,941,986	75,943,653	993,976	4,004,357	94%
Auxiliary Water Supply System (AWSS)	102,400,000	102,400,001	102,400,001	101,969,944	407,617	22,440	100%
Oversight, Accountability & Cost of Issuance (iii)	6,900,000	3,931,489	3,931,489	3,508,284	0	423,205	89%
Public Works Program Reserve		105,719	105,719	0	0	105,719	0%
<b>TOTAL (i)</b>	<b>412,300,000</b>	<b>416,758,554</b>	<b>416,758,554</b>	<b>410,649,942</b>	<b>1,401,593</b>	<b>4,707,019</b>	<b>99%</b>

(i) Financial data as of 10/18/2022

(ii) Budgets per PeopleSoft appropriations

(iii) Includes underwriter fees \$1.38M, paid prior to depositing bond proceeds

# Attachment 1 | Budget Status and Financial Plan (ESER 2014)

ESER 2014: thru September 2022

Bond Components and Projects	Bond Authorized Amount	Adjusted Budget (ii)	Appropriations	Expenditures	Encumbrances	Balances	Expenditures/ Appropriations
Office of the Chief Medical Examiner (OCME)	63,895,000	67,533,024	67,533,024	67,470,731	0	62,293	100%
Traffic Company & Forensic Services Division (TCFSD)	162,195,000	178,895,790	178,895,790	171,086,622	722,083	7,087,086	96%
Police Facilities (PF)	29,490,000	26,845,661	26,845,661	25,991,854	73,327	780,480	97%
Neighborhood Fire Station (NFS)	83,555,000	67,630,741	67,630,741	62,442,939	169,651	5,018,150	92%
Emergency Firefighting Water System (EFWS)	54,065,000	54,347,209	54,347,209	49,845,288	2,650,966	1,850,955	92%
Oversight, Accountability & Cost of Issuance (iii)	6,800,000	4,296,388	4,296,388	3,686,278	0	610,111	86%
Public Works Program Reserve		451,187	451,188	0	0	451,188	0%
<b>TOTAL (i)</b>	<b>400,000,000</b>	<b>400,000,000</b>	<b>400,000,000</b>	<b>380,523,712</b>	<b>3,616,027</b>	<b>15,860,261</b>	<b>95%</b>

(i) Financial data as of 10/18/2022

(ii) Budgets per PeopleSoft appropriations

(iii) Includes manual addition \$2M to account for Underwriter Fee, paid prior to depositing bond proceeds

# Attachment 1 | Budget Status and Financial Plan (ESER 2020)

## ESER 2020: thru September 2022

Bond Components and Projects	Bond Authorized Amount	Adjusted Budget (ii)	Appropriations	Expenditures	Encumbrances	Balances	Expenditures/ Appropriations
Emergency Firefighting Water System	153,500,000	151,170,852	35,000,000	3,861,851	8,582,543	22,555,606	11%
Neighborhood Fire Stations & Support Facilities	275,000,000	270,827,260	74,416,188	41,338,785	798,813	32,278,590	56%
District Police Stations & Support Facilities	121,000,000	119,163,994	32,022,200	4,834,153	670,481	26,517,565	15%
Disaster Response Facilities	70,000,000	68,937,848	15,855,705	1,236,812	104,957	14,513,936	8%
9-1-1 Response Facilities	9,000,000	8,863,438	8,863,438	1,533,437	239,351	7,090,649	17%
Oversight, Accountability & Cost of Issuance (iii)		9,536,608	1,647,469	1,099,593	0	547,876	67%
<b>TOTAL (i)</b>	<b>628,500,000</b>	<b>628,500,000</b>	<b>167,805,000</b>	<b>53,904,631</b>	<b>10,396,146</b>	<b>103,504,223</b>	<b>32%</b>

(i) Financial data as of 10/18/2022

(ii) Current forecasted budget per bond component

(iii) Includes manual addition \$329K to account for Underwriter Fee, paid prior to depositing bond proceeds



## Attachment 2 | Overall Bond Summary (ESER 2010, 2014 & 2020)

The Earthquake Safety and Emergency Response (ESER 2010) Bond Program consists of three components: the **Public Safety Building (PSB)**, the **Neighborhood Fire Stations (NFS)**, and the **Auxiliary Water Supply System (AWSS)**. The SFPUC manages the AWSS component and Public Works manages the remaining components. To date, there have been no upsets that would seriously compromise any client department's expectations for the successful delivery of any project.

The ESER 2014 Bond Program is comprised of five components: **Office of the Chief Medical Examiner (OCME)**; **Traffic Control & Forensic Services Division (TCFSD)**; **Neighborhood Fire Stations (NFS)**; **Emergency Firefighting Water System (EFWS)**; and **Police Facilities (PF)**. The SFPUC manages the EFWS component and Public Works manages the remaining components.

The ESER 2020 Bond Program is comprised of five components: **Emergency Firefighting Water System**; **Neighborhood Fire Stations & Support Facilities**; **District Police Stations & Support Facilities**; **Disaster Response Facilities**; and **9-1-1 Call Center**. The SFPUC manages the EFWS component, the Recreation and Parks Department manages the Disaster Response Facilities component, and Public Works manages the remaining components. The following is a brief summary of each component.

### Public Safety Building (2010)

The Public Safety Building (PSB) provides a new venue for the SFPD Headquarters – effectively the command-and-control administration of the City's police department-including the relocation of Southern District Station and a new Mission Bay Fire Station. Included in the project is the reuse of Fire Station #30, which serves as a multi-purpose facility for the Fire Department and the community. Historic resource consultants have determined that the existing fire station is eligible for the National Register of Historic Places. Consistent with the Mission Bay SEIR Addendum No. 7, Mitigation Measures, Item D.02, this facility was retained and reused in a manner that preserves its historic integrity. The other components of the project were designed to be respectful of the historic integrity of the existing fire station.

### Neighborhood Fire Stations (2010, 2014 & 2020)

The ESER 2010 bond will renovate or replace selected fire stations to provide improved safety and healthy work environment for the firefighters. The selected stations are determined according to their state of condition and their importance for achieving the most effective delivery of fire suppression and emergency medical services possible.

The ESER 2014 bond program is anticipated to continue the work of ESER 2010 bond, categorizing projects according to the three categories of *Focused Scope*, *Comprehensive*, and *Seismic*. The ESER 2014 bond program will continue to address identified and prioritized needs at Fire Stations that were previously not addressed under the 2010 program. Significant improvements will have been completed at all SFFD Fire Stations at the conclusion of the 2010 and 2014 bond programs.

The ESER 2020 bond is comprised of two projects: new construction of the Fire Training Facility (FTF) and Fire Station 7. The Fire Department currently conducts trainings for recruits and existing personnel at two facilities: one on Treasure Island and a smaller one in the Mission District. Plans are underway for a development project on the island that obligates the relocation of the training facility and departure from Treasure Island by December 2026. This new facility will be the single largest project in the NFS component of the ESER 2020 bond.

### Emergency Firefighting Water System (EFWS) (2010, 2014 & 2020)

The Emergency Firefighting Water System includes a high-pressure water system and cistern water storage for fire suppression in the City. The Emergency Firefighting Water System is vital for protecting against the loss of life, homes, and businesses from fire following an earthquake. It is also used for the suppression of non-earthquake multiple-alarm fires.

The Earthquake Safety and Emergency Response Bonds of 2010, 2014, and 2020 will seismically improve the EFWS cisterns, pipelines, tunnels and physical plant.

## Attachment 2 | Overall Bond Summary (ESER 2010, 2014 & 2020)

### **Office of Chief Medical Examiner (2014)**

The existing OCME is located at the Hall of Justice (HOJ) at 850 Bryant Street. The HOJ is over 50 years old and seismically deficient. In the event of a major earthquake, this building is not expected to be operational. This project is part of a larger strategy to replace the Hall of Justice established in the City's 10-Year Capital Plan as the Justice Facilities Improvement Program (JFIP).

The \$65M project will relocate the OCME to One Newhall Street in the India Basin Industrial Park. The new facility will house approximately 50 employees who are organized into the four units of the OCME: Field Investigations, Medical/Autopsy, Laboratory, and Administration.

### **SFPD Traffic Company and Forensic Service Division (TCFSD) (2014)**

The SFPD Traffic Company (TC) is currently located at the Hall of Justice (HOJ) at 850 Bryant Street. The SFPD Forensic Services Division (FSD) is currently located at two facilities. The FSD Administration, Crime Scene Investigations, and Identification units, with approximately 60 employees, are housed at HOJ. The FSD Crime Lab, with approximately 25 employees, is housed at Building 606 in the Hunters Point Shipyard.

The project will relocate the TC & FSD to a site located at 1995 Evans Avenue, Mission Bay, San Francisco. The project is being developed to support 109 employees for 2020 FSD demand within approximately 70,000 sf and allows for a potential future expansion if required. The SFPD – TC will support 94 employees for 2020 demand within 16,500 sf plus 8100 sf motorcycle parking garage. The Real Estate Division occupies approximately 2,100 sf with up to 7 full time employees plus meeting space to accommodate an additional 6 visiting staff. With common spaces the building is approximately 103,600 sf.

### **Police Facilities (2014 & 2020)**

Under ESER 2014, this component includes various *Focused Scope and Comprehensive* facility upgrade projects at 12 police facilities – 9 district stations and 3 support facilities—across the City. The work scopes are derived from a series of onsite investigations, observations, and professional evaluations of different building systems that include mechanical, electrical, plumbing, fire protection, and structural safety. It also includes assessments of seismic strength, building envelope (i.e. integrity of roof, doors, windows, and walls), ADA accessibility requirements, as well as other site improvements that ensure safety and security.

The project's overall budget is \$30M, the cost to address all Police Facilities building issues is estimated as above \$250M, and therefore project priorities are selected per recommendations by the Citywide Capital Plan, including state of condition and the importance of particular improvements in achieving the most effective delivery of police services possible. The building deficiencies that inhibit public access, or that may compromise occupant life safety, and others that pertain to code compliance, will get the first priority.

The assessments and evaluations performed will inform the work to be performed under ESER 2020. Three projects have been identified for inclusion under the ESER 2020 Program.

1. Ingleside District Police Station Replacement
2. Police Surge Facility Construction (an enabling project for Ingleside Police Stn)
3. Mission District Police Station Structural Improvement

## Attachment 2 | Overall Bond Summary (ESER 2010, 2014 & 2020)

### **Disaster Response Facilities (2020)**

Kezar Pavilion is located in the southeast corner of Golden Gate Park at 755 Stanyan Street. The building resides in what is known as the Kezar Triangle which is comprised primarily of the pavilion, a large parking lot to the south and the athletic stadium to the west. The pavilion gymnasium was constructed in 1926 with various additions added over the years between 1935 through 1964. The pavilion is currently used as a regional recreation space for indoor athletics and serves as the home of the Recreation and Parks Department's Park Ranger program. The facility has had extensive structural evaluation studies conducted and the building is considered the highest seismic hazard in the department's building portfolio.

The proposed project will include a complete renovation of the gym making it more functional with an upgraded seismic rating of 1.5. The space will be reconfigured to optimize usable space so that it can function as both a multi-use recreation hub but also be converted to an emergency response facility at the appropriate time of need. The old addition add-on structures will be demolished and replaced with a new three story, attached building, one floor being set below grade. This new structure will continue to house the Park Rangers, but it will also include a new multi-use recreation spaces and new showers, restrooms and locker rooms. Like the gym, this new building addition will also be designed to function as a city asset for disaster response needs.

### **9-1-1 Call Center (2020)**

The 9-1-1 Call Center is operated and managed by the Department of Emergency Management. It is located at the City's Emergency Operations Center (EOC) at 1011 Turk Street in the Western Addition neighborhood and houses public safety dispatchers who answer all calls made to 9-1-1. These dispatchers are the initial point of contact for all of San Francisco's first responders, 24 hours a day. They serve the communications hub that dispatches first responders to the scene of accidents, crimes, fires and other emergency and non-emergency situations.

San Francisco's 9-1-1 Dispatch Center is one of the top 25 busiest 9-1-1 centers in the United States and receives an average of 3,700 calls each day. It is critical that our Dispatch Center can answer all calls for emergency and non-emergency service quickly. Since 2011, the City has seen an increase in 9-1-1 call volumes. ESER 2020 will provide the necessary funding to renovate the existing facility and expand the emergency operation floor to accommodate a higher number of dispatcher workstations in order to meet the increased demand.

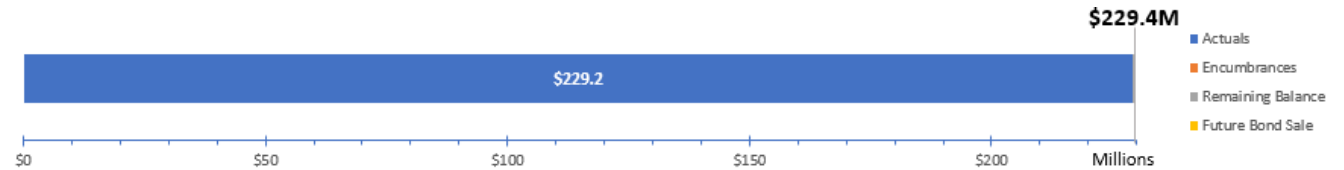
# Public Safety Building (PSB 2010 – \$229.4M)

Current Phase: **Financial Closeout**  
Completion Date: **February 2016**

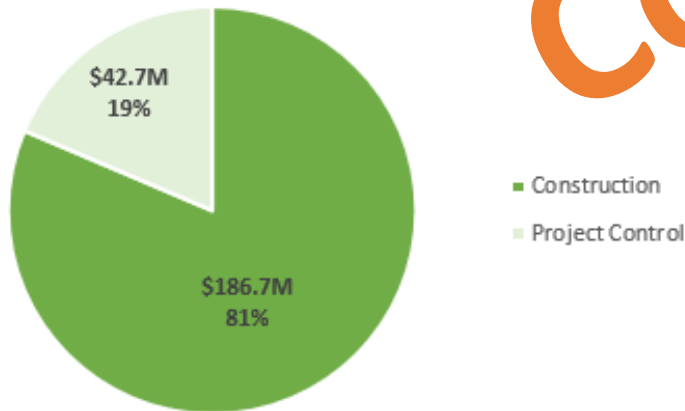
## Recent accomplishments

- None

## Budget status



## Budget allocation



**Complete**



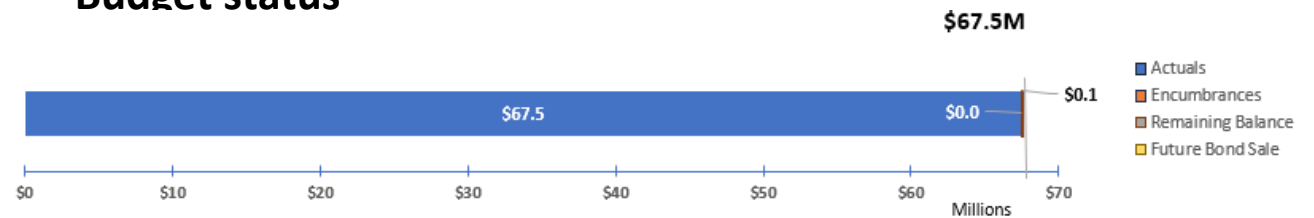
# Office of the Chief Medical Examiner (OCME 2014 – \$67.5M)

Current Phase: **Financial Closeout**  
Completion Date: **March 2018**

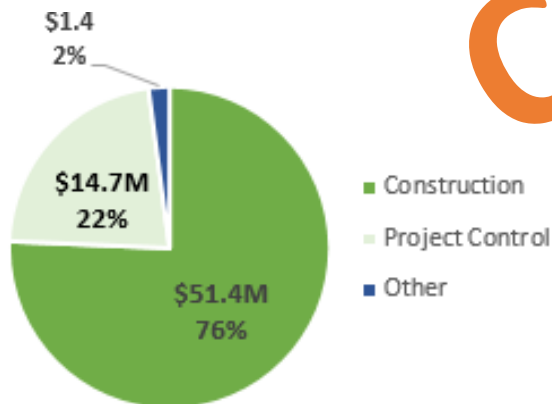
## Recent accomplishments

- None

## Budget status



## Budget allocation



Complete





[www.sfpublicworks.org](http://www.sfpublicworks.org)  
[www.sfearthquakesafety.org](http://www.sfearthquakesafety.org)