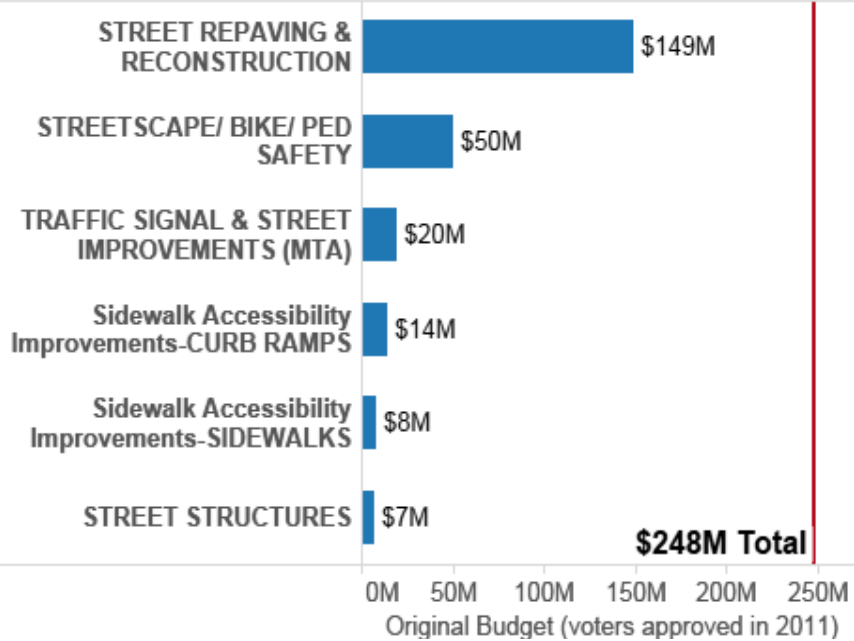


Road Repaving and Street Safety Bond

Quarterly Status Report presented to the Citizens' General Obligation Bond Oversight Committee
As of April 2022

Overview of RRSS Bond Scope and Budget



(including accountability and cost of issuance)



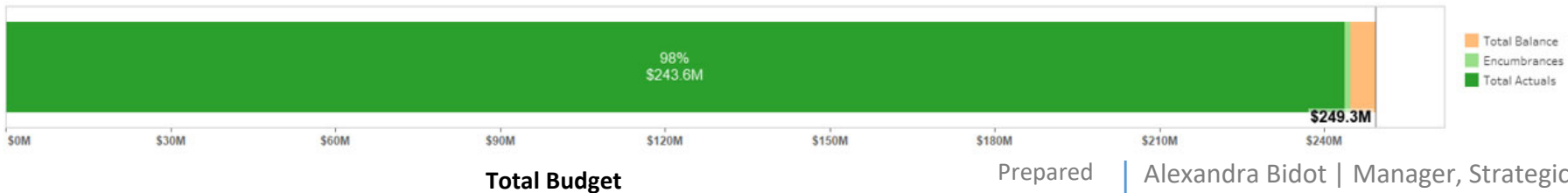
Streetscape Projects



Geary-Park Presidio Pedestrian Improvements



Polk Complete Street Project



Prepared by:

Alexandra Bidot | Manager, Strategic Planning & Performance Management | SF Public Works | alexandra.bidot@sfdpw.org

Presented by:

Edmund Lee | Project Manager, Bureau of Project Management | SF Public Works | edmund.lee@sfdpw.org



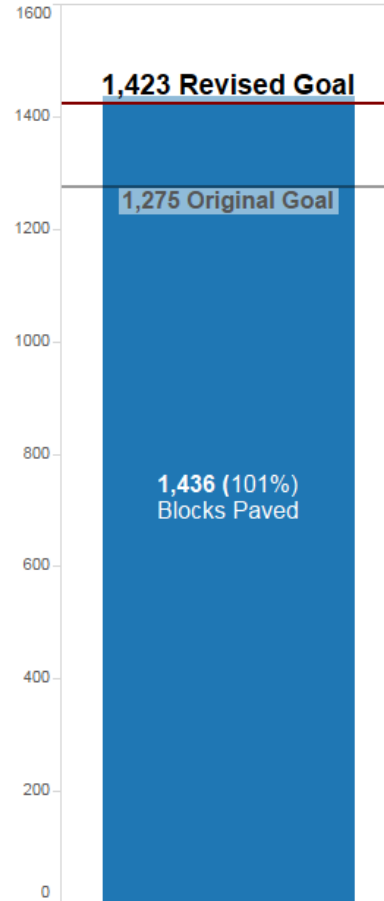
Street Repaving and Reconstruction

Status of Total Budget



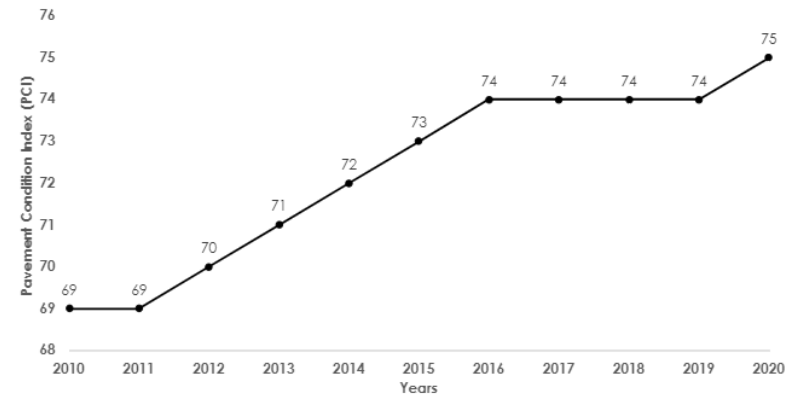
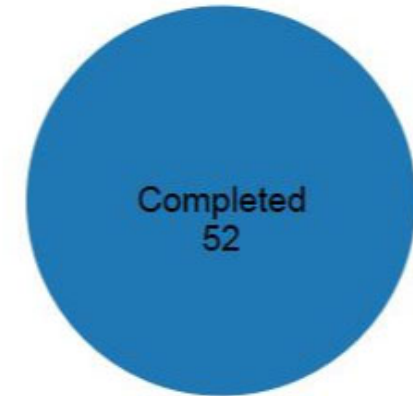
Recent accomplishments:

- 52 projects are **completed**/substantially complete
- This bond component is **100% complete. 1,436 blocks have been resurfaced** or 101% of the revised total GO bond resurfacing goal (1,423)



As of Dec'19, the City paved **1,436** blocks, or 112% of 1,275 blocks originally planned for the bond

52 Projects by Phase



Street Resurfacing Program funding included 2011 GO Bond and other sources.

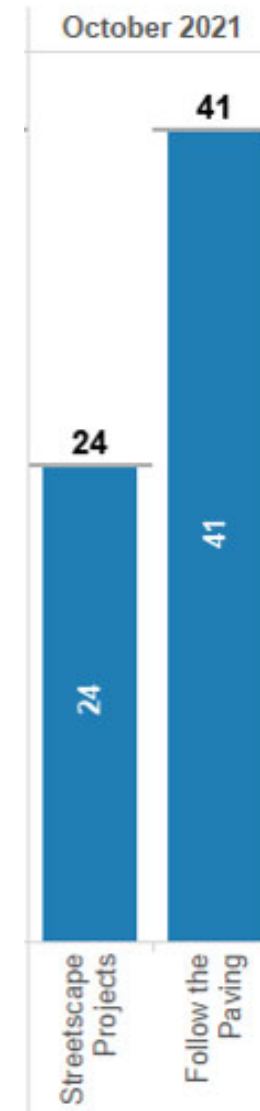
Streetscape, Pedestrian, and Bicycle Safety Improvements

Status of Total Budget



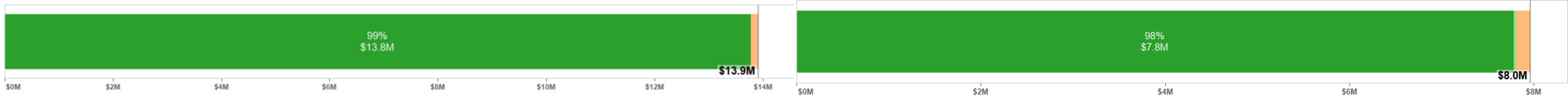
Accomplishments:

- This bond component is **100% complete**. **65 projects** have been completed.



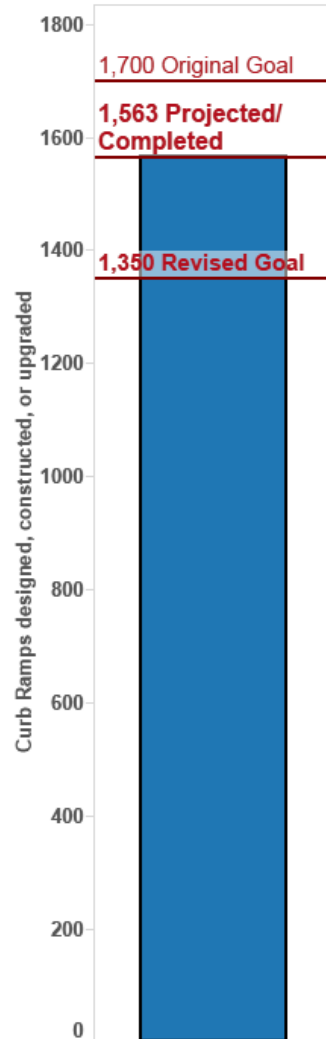
Curb Ramp Program

Sidewalks



Accomplishments:

- This bond component is **100% complete**. **1,563 curb ramps**, or 115% of goal, were designed, constructed, or upgraded to comply with ADA standards.

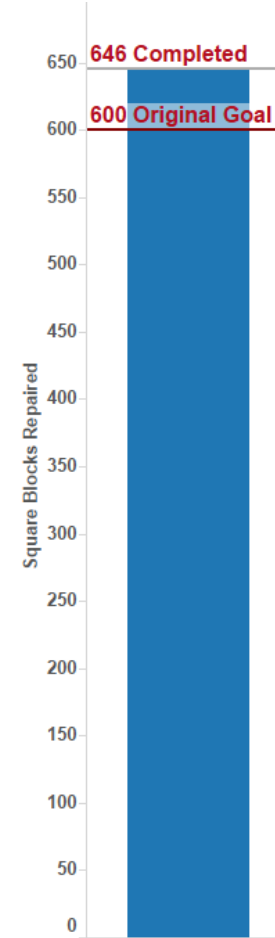


Accomplishments:

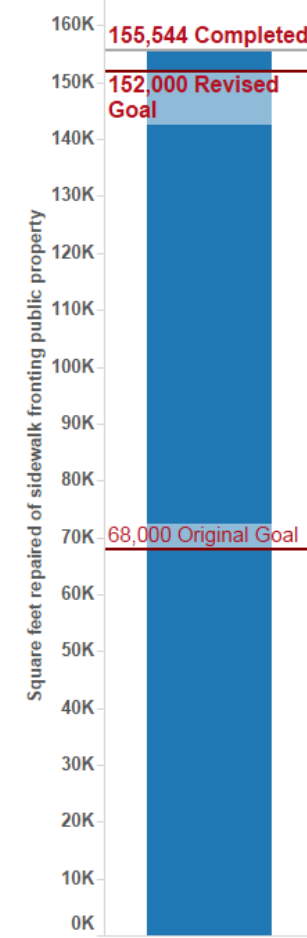
- This bond component is **100% complete**. **Sidewalk Inspection & Repair Program (SIRP)** repaired a total of **646** square blocks (or 108% of goal), and **Accelerated Sidewalk Abatement Program (ASAP)** repaired **155,544** (or 102% of goal) square feet of damaged sidewalk fronting public properties, from FY11-12 thru FY14-15.

■ Total Balance
■ Encumbrances
■ Total Actuals

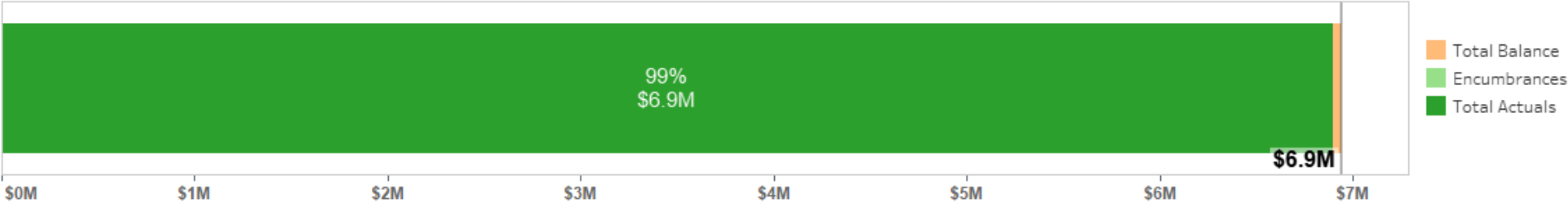
SIRP



ASAP

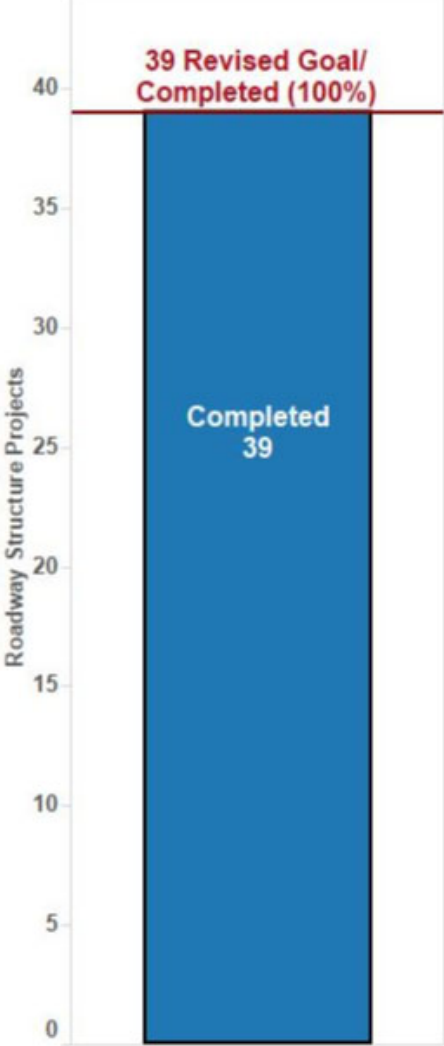


Roadway Structure Program



Accomplishments:

- This bond component is **100% complete**. **39 roadway structure projects** or 100% have been completed and 41 structures have been repaired.



Traffic Signals (SFMTA)



Accomplishments:

I. Transit Signal Priorities (TSP)

- TSP engineering strategy to provide, whenever possible, green signal indications for transit vehicles as they approach signalized intersections, to minimize transit delays and enhance transit on-time performance.
- Completed TSP implementation at all Muni Rapid traffic signals. Work is ongoing (paid through other funds) to optimize the communications network and traffic signal timing.

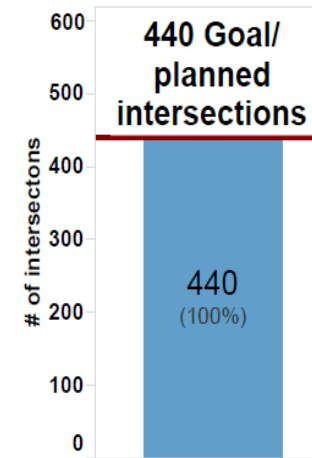
II. New Traffic Signals in 10 intersections

- New traffic signals at various locations to improve safety for pedestrians, rail transit, and vehicle traffic, as well as to enhance on-time performance. The signal construction substantially completed June 2018.

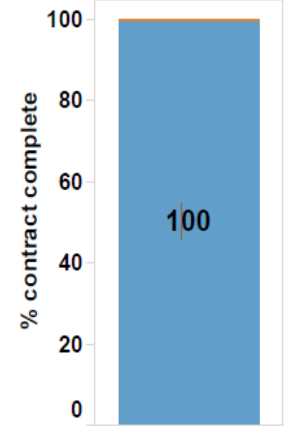
III. Traffic Signal infrastructure upgrades—completed

- The SFMTA secured funds to improve safety along transit routes by upgrading traffic signal infrastructure at various intersections. Conduits and pull boxes were added at 6 locations in coordination with Public Works, as part of various repaving projects.

I. Traffic Signal Priorities

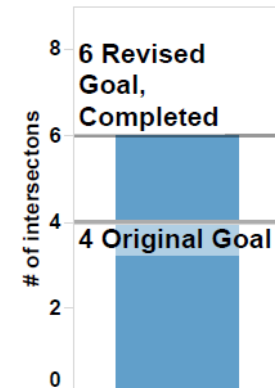


II. New Traffic Signals status



remaining
completed

III. Traffic Signal Infrastructure Upgrades



Status of budget and financial plan

Program Area	Budget Appropriation*	Actuals	Encumbrances	Balance	% Expended	% Exp & Enc
PW 2011 St Bond Curb Ramps	13,922,749	13,775,022	-	147,727	98.9%	98.9%
PW 2011 St Bond Paving	146,110,259	145,853,352	2,711	254,196	99.8%	99.8%
PW 2011 St Bond Sidewalks	7,964,454	7,779,376	34,567	150,510	97.7%	98.1%
PW 2011 St Bond Structures	6,941,880	6,891,352	-	50,528	99.3%	99.3%
PW 2011 St Bond Stscp-Bike-Ped	54,611,111	51,393,940	696,697	2,520,474	94.1%	95.4%
PW 2011 St Bond Traffic Sgnls	19,787,478	19,236,732	-	550,746	97.2%	97.2%
Grand Total	249,337,931	244,929,774	733,976	3,674,181	98.2%	98.5%

*Excludes the accountability and Cost of Issuance amount

Next Steps

- Continue financial closeout of projects and confirm remaining proceeds.
- Expend remaining proceeds in bond-eligible projects.