City & County of San Francisco
London N. Breed, Mayor

Office of the City Administrator
Carmen Chu, City Administrator
Christopher Liverman, Chief Medical Examiner
Office of the Chief Medical Examiner

June 15, 2022

The Honorable London N. Breed, Mayor
City and County of San Francisco

The Honorable Shamann Walton, President
Board of Supervisors

Grant Colfax, M.D., Director
Department of Public Health

Subject: Report on Accidental Overdose Deaths

Dear Mayor Breed, President Walton, and Director Colfax:

The enclosed report includes preliminary data of accidental overdose deaths in the City and County of San Francisco from the recent four months of February 1, 2022, to May 31, 2022. This report satisfies the ordinance's reporting criteria. For your reference, reports of preliminary data of accidental overdose deaths from January 1, 2021, to May 31, 2022, are enclosed. The preliminary number of accidental overdose deaths in May 2022 is 45.

The reports are published by the Office of the Chief Medical Examiner (OCME), Forensic Laboratory Division, to comply with local and state reporting guidelines and further OCME's mission to provide neutral data to inform policymakers. Please note, these results are preliminary as of testing to June 8, 2022, and are subject to change as the OCME finalizes the manner and cause of each death. These reports are not intended to replace other death statistics within the City that rely on finalized death certificates.

Pertinent for accurate use of these reports is understanding the source of the data and its subsequent summarization process. Decedent demographic and case information were obtained from the OCME case management system. Additionally, specific details from investigator narratives, forensic toxicology results, and where available, preliminary autopsy findings, were utilized. Collected demographic information included race, gender, age, fixed address status, and locations of residence and death.

Due to their significance in accidental overdose deaths, the reported drugs for open cases were specific to fentanyl, heroin, medicinal opioids, methamphetamine and cocaine. Their detection in blood was captured to best determine relevance in each case. Medicinal opioid-positive cases required the presence of codeine, hydrocodone, oxycodone, morphine, hydromorphone, oxymorphone, buprenorphine, tramadol, and/or methadone. Heroin-likely determination was more closely evaluated, requiring the presence of specific heroin markers in blood or urine, expected morphine to codeine ratios, and/or case details consistent with heroin use. Closed casework included any drug-involved accidental overdose where the death has been certified.

Sincerely,

Luke N. Rodda, Ph.D. MRACI CChem
Chief Forensic Toxicologist and Director, Forensic Laboratory Division

cc: Office of the City Administrator
enclosures: Preliminary Accidental Drug Overdose Data Reports for January 2022 through May 2022
Preliminary Accidental Drug Overdose Data Reports for January 2021 through December 2021

Preliminary Accidental Drug Overdose Data Reports for January 2022 through May 2022

OFFICE OF THE CHIEF MEDICAL EXAMINER **CITY AND COUNTY OF SAN FRANCISCO**

Preliminary Accidental Drug Overdose Data Report
as of testing to June 8, 2022

JAN-MAY 2022

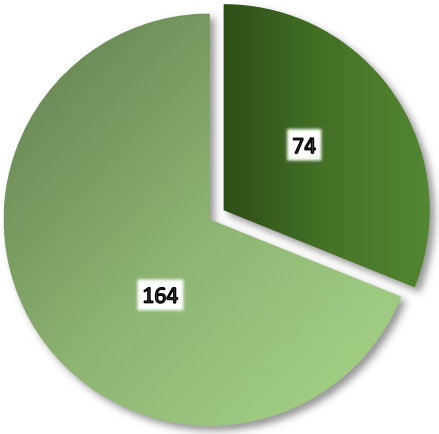

Gender

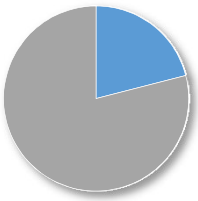

Race

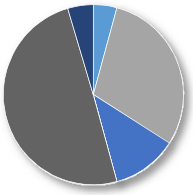

Age

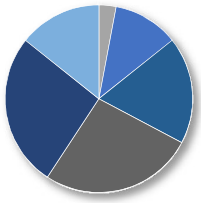

Fixed Address

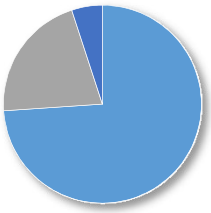

Residence

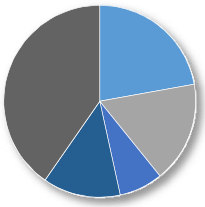

Location of Death

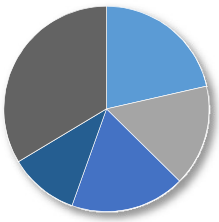

Accidental Overdoses by Day of Death

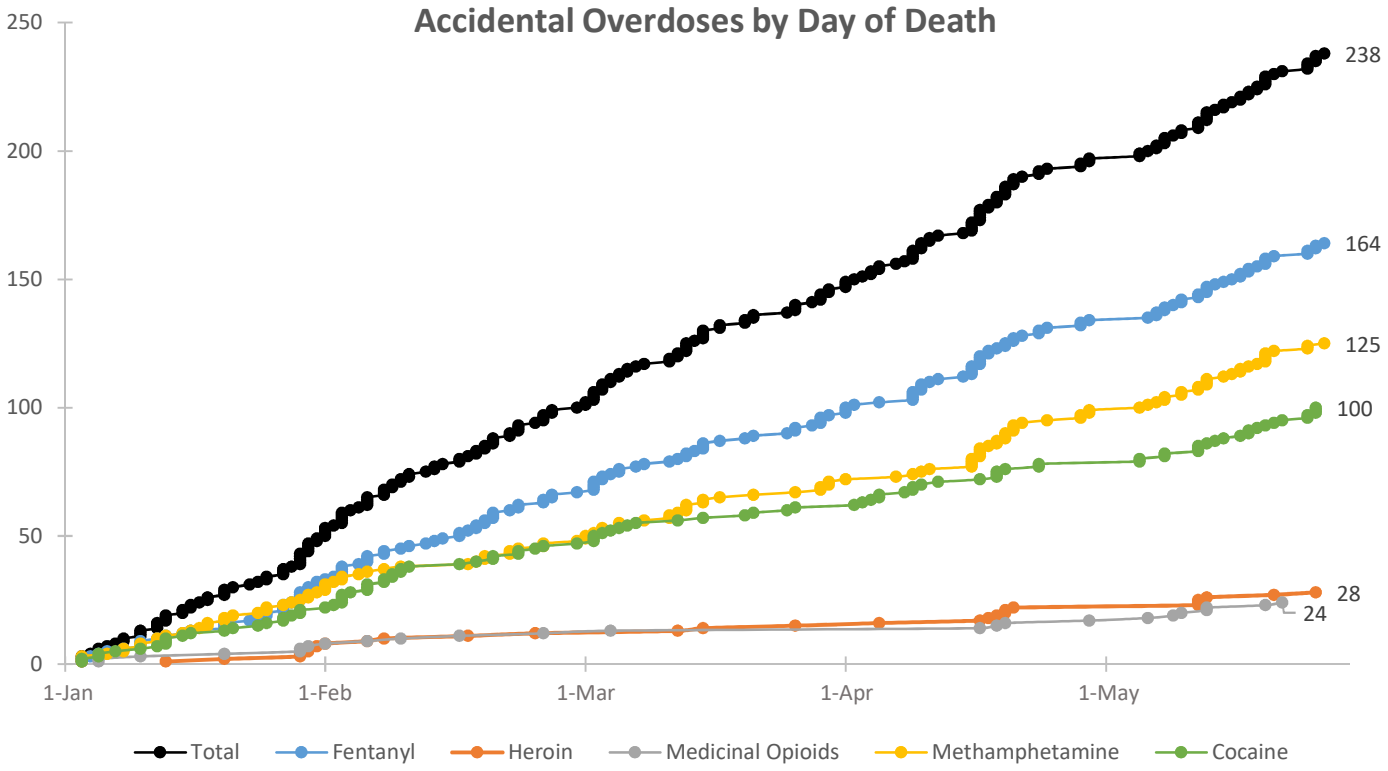

"Acc. Overdoses Open" cases do not have a final cause and manner of death classification; "Acc. Overdoses Closed" cases have a final cause and manner of death classification.
"No fixed address" denotes community members who may be experiencing homelessness.
"Residence" denotes address where decedent lived; "Location of Death" denotes the location where death was declared. For "Residence" and "Location of Death", the 4 most affected neighborhoods are represented, the "Others" category refers to all other zip codes within the City and County of San Francisco and any of out county residences.
"Gender" refers to gender at time of death.
"Total Deaths" denotes Accidental Overdoses where one or more drugs contribute to the cause of death; however, every point for each drug series is inclusive, but not necessarily exclusive, of that drug. "Total deaths" represents all accidental overdoses including ones for drugs not specified above.

PLEASE NOTE THIS DATA IS PRELIMINARY INFORMATION AND SUSCEPTIBLE TO CHANGE

OFFICE OF THE CHIEF MEDICAL EXAMINER **CITY AND COUNTY OF SAN FRANCISCO**

Preliminary Accidental Drug Overdose Data Report
as of testing to June 8, 2022

JANUARY 2022

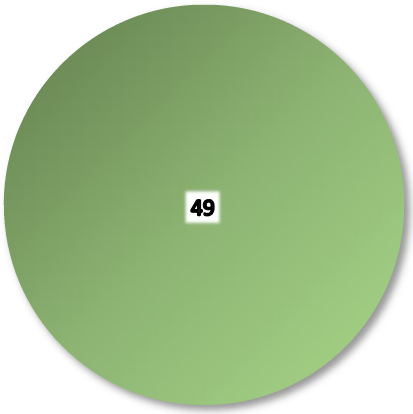

0.00% Acc. Overdoses Open
100.00 Acc. Overdoses Closed

Gender

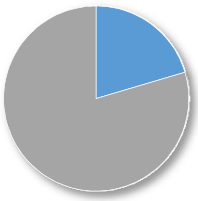

20% Female
80% Male

Race

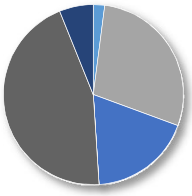

2% Asian
29% Black
18% Latinx
0% Native American
45% White
6% Other/Unknown

Age

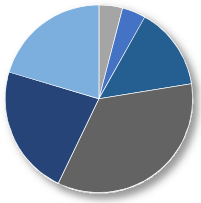

0% <15
4% 25-34
35% 45-54
20% >=65
15-24 4%
35-44 14%
55-64 22%

Fixed Address

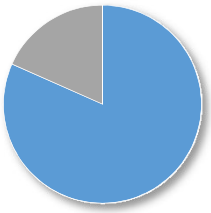

82% Yes (see residence)
18% No
0% Unknown

Residence

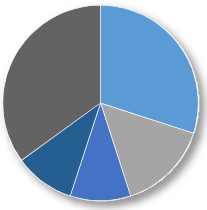

30% Tenderloin (94102)
15% SOMA (94103)
10% Inner Mission (94110)
10% Polk/Russian Hill (94109)
35% Others

Location of Death

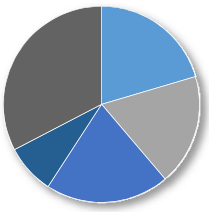

20% Tenderloin (94102)
18% SOMA (94103)
20% Polk/Russian Hill (94109)
8% Inner Mission (94110)
33% Others

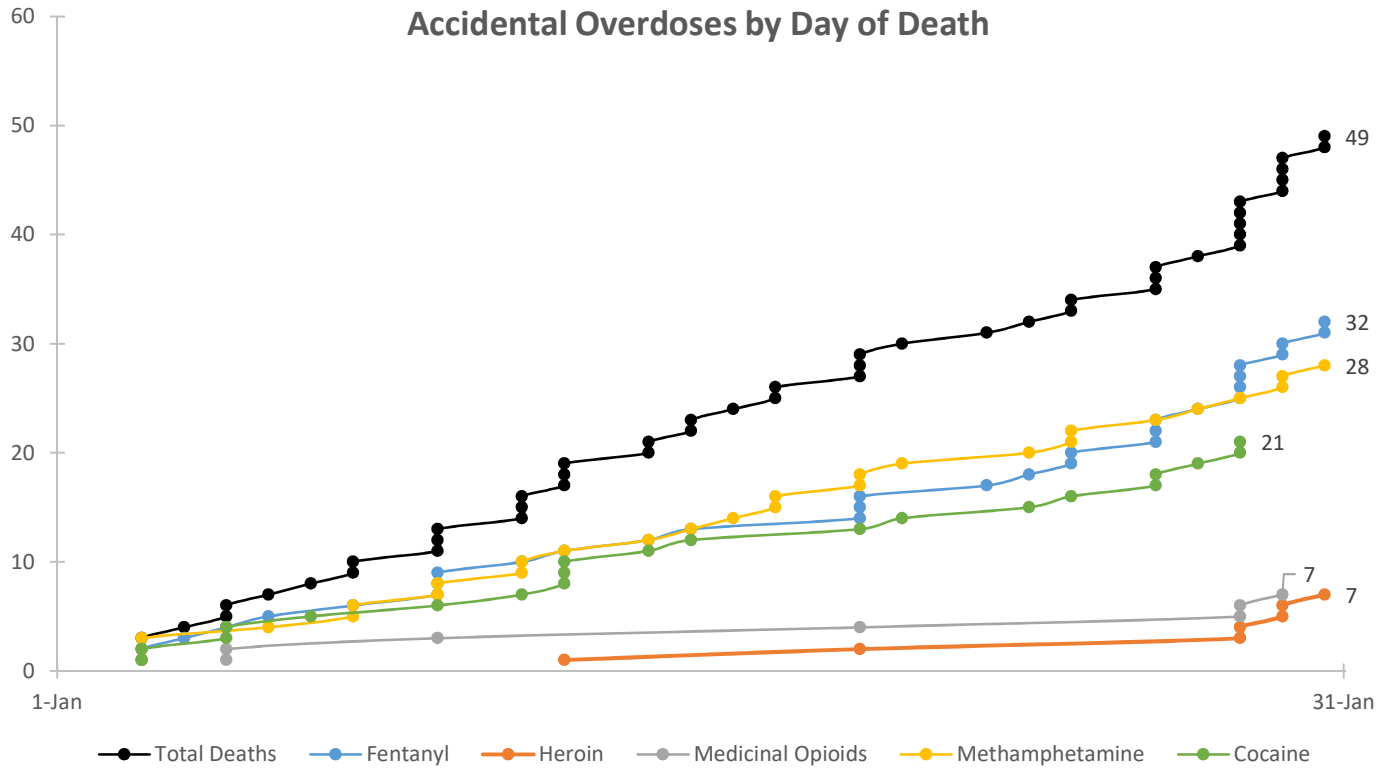

"Acc. Overdoses Open" cases do not have a final cause and manner of death classification; "Acc. Overdoses Closed" cases have a final cause and manner of death classification.
"No fixed address" denotes community members who may be experiencing homelessness.
"Residence" denotes address where decedent lived; "Location of Death" denotes the location where death was declared. For "Residence" and "Location of Death", the 4 most affected neighborhoods are represented, the "Others" category refers to all other zip codes within the City and County of San Francisco and any of out county residences.
"Gender" refers to gender at time of death.
"Total Deaths" denotes Accidental Overdoses where one or more drugs contribute to the cause of death; however, every point for each drug series is inclusive, but not necessarily exclusive, of that drug. "Total deaths" represents all accidental overdoses including ones for drugs not specified above.

PLEASE NOTE THIS DATA IS PRELIMINARY INFORMATION AND SUSCEPTIBLE TO CHANGE

OFFICE OF THE CHIEF MEDICAL EXAMINER **CITY AND COUNTY OF SAN FRANCISCO**

Preliminary Accidental Drug Overdose Data Report
as of testing to June 8, 2022

FEBRUARY 2022

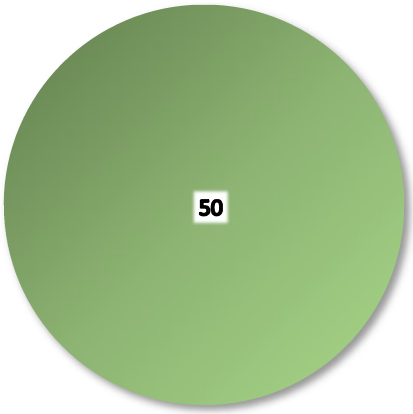

Gender

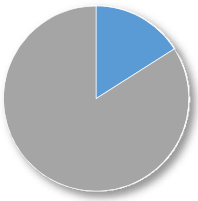

Race

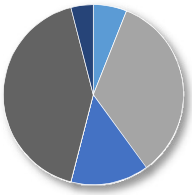

Age

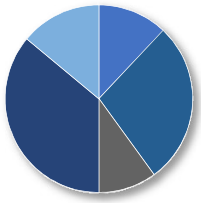

Fixed Address

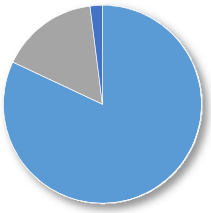

Residence

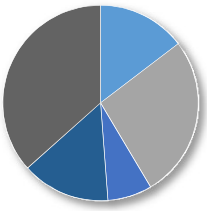

Location of Death

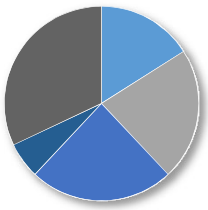

Accidental Overdoses by Day of Death

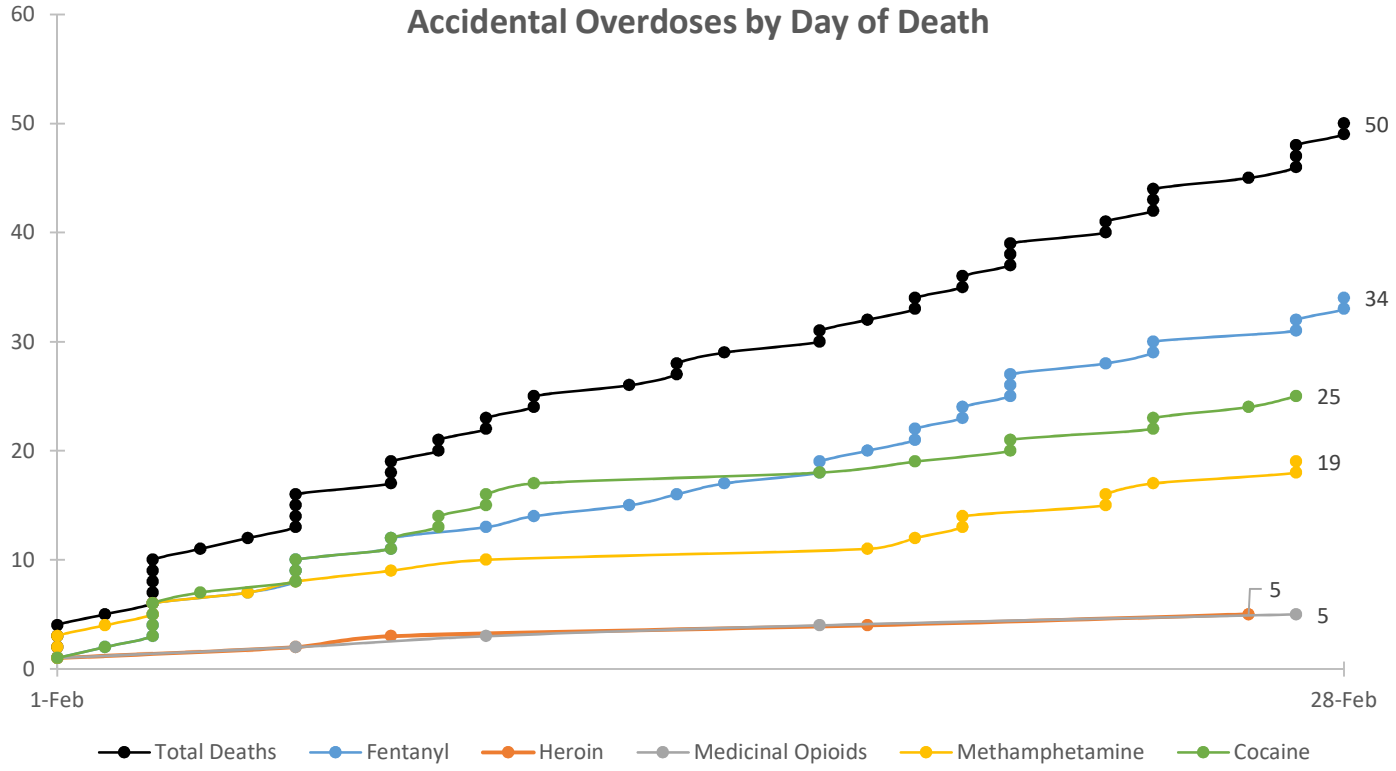

"Acc. Overdoses Open" cases do not have a final cause and manner of death classification; "Acc. Overdoses Closed" cases have a final cause and manner of death classification.
"No fixed address" denotes community members who may be experiencing homelessness.
"Residence" denotes address where decedent lived; "Location of Death" denotes the location where death was declared. For "Residence" and "Location of Death", the 4 most affected neighborhoods are represented, the "Others" category refers to all other zip codes within the City and County of San Francisco and any of out county residences.
"Gender" refers to gender at time of death.
"Total Deaths" denotes Accidental Overdoses where one or more drugs contribute to the cause of death; however, every point for each drug series is inclusive, but not necessarily exclusive, of that drug. "Total deaths" represents all accidental overdoses including ones for drugs not specified above.

PLEASE NOTE THIS DATA IS PRELIMINARY INFORMATION AND SUSCEPTIBLE TO CHANGE

OFFICE OF THE CHIEF MEDICAL EXAMINER **CITY AND COUNTY OF SAN FRANCISCO**

Preliminary Accidental Drug Overdose Data Report
as of testing to June 8, 2022

MARCH 2022

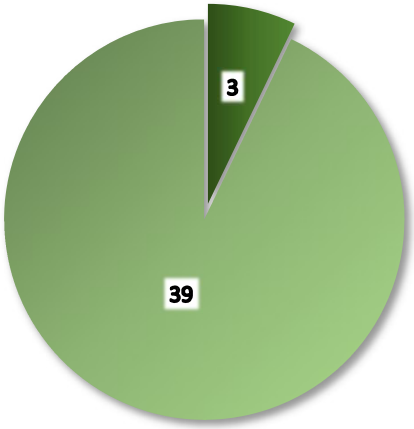

Gender

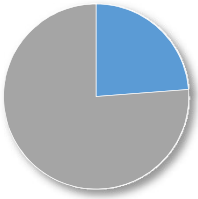

Race

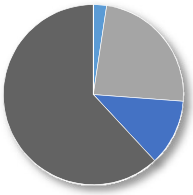

Age

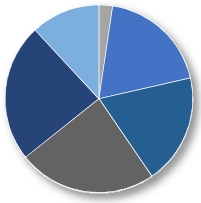

Fixed Address

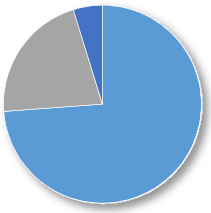

Residence

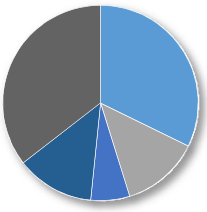

Location of Death

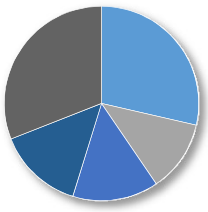

Accidental Overdoses by Day of Death

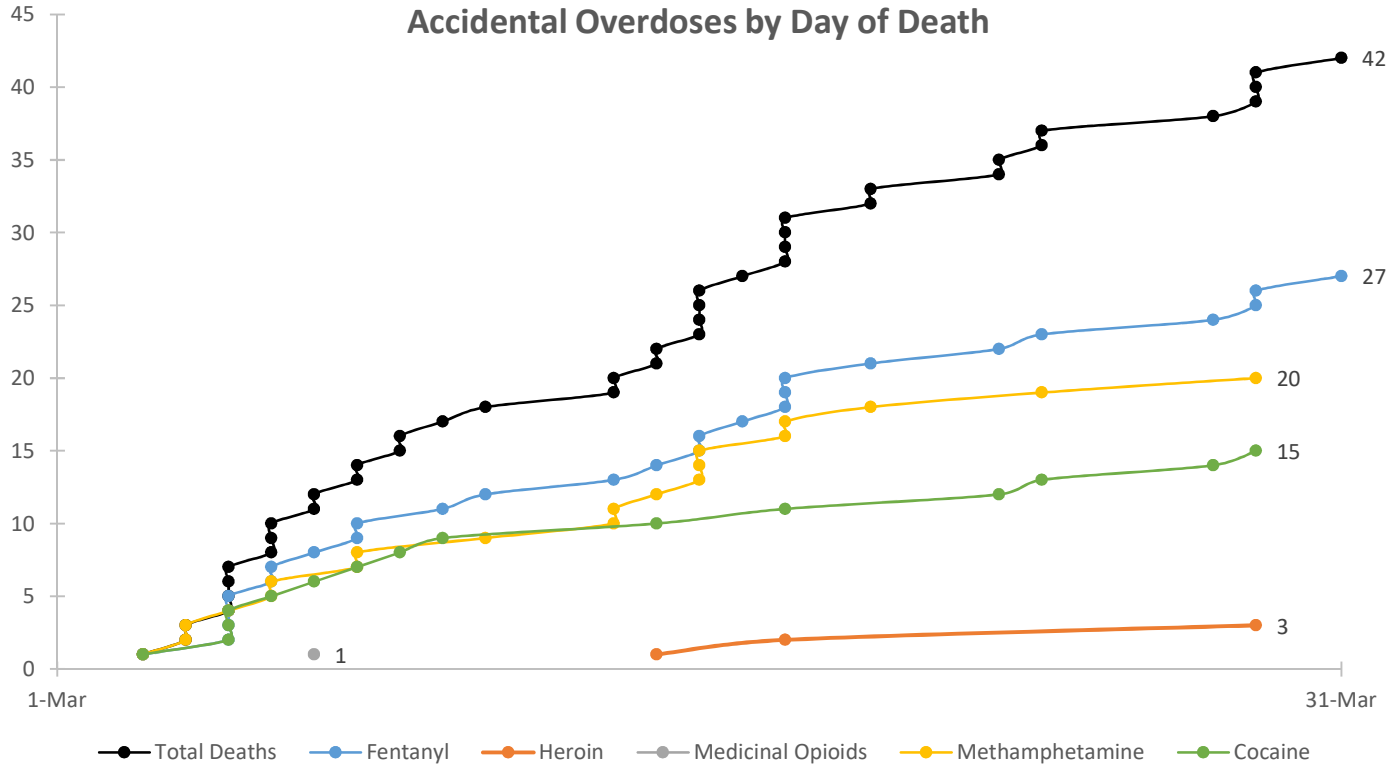

"Acc. Overdoses Open" cases do not have a final cause and manner of death classification; "Acc. Overdoses Closed" cases have a final cause and manner of death classification.
"No fixed address" denotes community members who may be experiencing homelessness.
"Residence" denotes address where decedent lived; "Location of Death" denotes the location where death was declared. For "Residence" and "Location of Death", the 4 most affected neighborhoods are represented, the "Others" category refers to all other zip codes within the City and County of San Francisco and any of out county residences.
"Gender" refers to gender at time of death.
"Total Deaths" denotes Accidental Overdoses where one or more drugs contribute to the cause of death; however, every point for each drug series is inclusive, but not necessarily exclusive, of that drug. "Total deaths" represents all accidental overdoses including ones for drugs not specified above.

PLEASE NOTE THIS DATA IS PRELIMINARY INFORMATION AND SUSCEPTIBLE TO CHANGE

OFFICE OF THE CHIEF MEDICAL EXAMINER **CITY AND COUNTY OF SAN FRANCISCO**

Preliminary Accidental Drug Overdose Data Report
as of testing to June 8, 2022

APRIL 2022

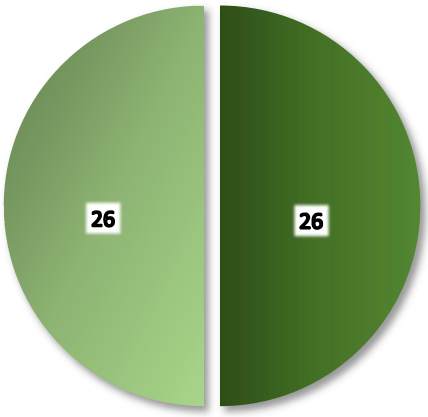

50.00% Acc. Overdoses Open
50.00% Acc. Overdoses Closed

Gender

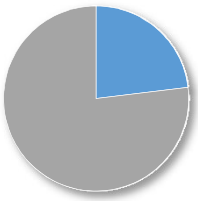

23% Female
77% Male

Race

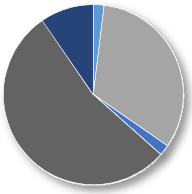

2% Asian
33% Black
2% Latinx
0% Native American
54% White
10% Other/Unknown

Age

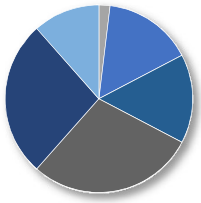

0% <15
15% 25-34
29% 45-54
12% >=65
15-24 2%
35-44 15%
55-64 27%

Fixed Address

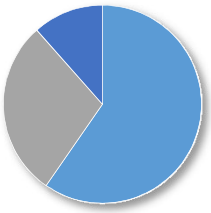

60% Yes (see residence)
29% No
12% Unknown

Residence

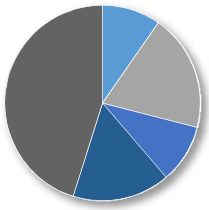

10% Tenderloin (94102)
19% SOMA (94103)
10% Western Addition (94115)
16% Polk/Russian Hill (94109)
45% Others

Location of Death

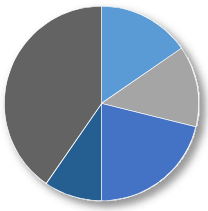

15% Tenderloin (94102)
13% SOMA (94103)
21% Polk/Russian Hill (94109)
10% Inner Mission (94110)
40% Others

Accidental Overdoses by Day of Death

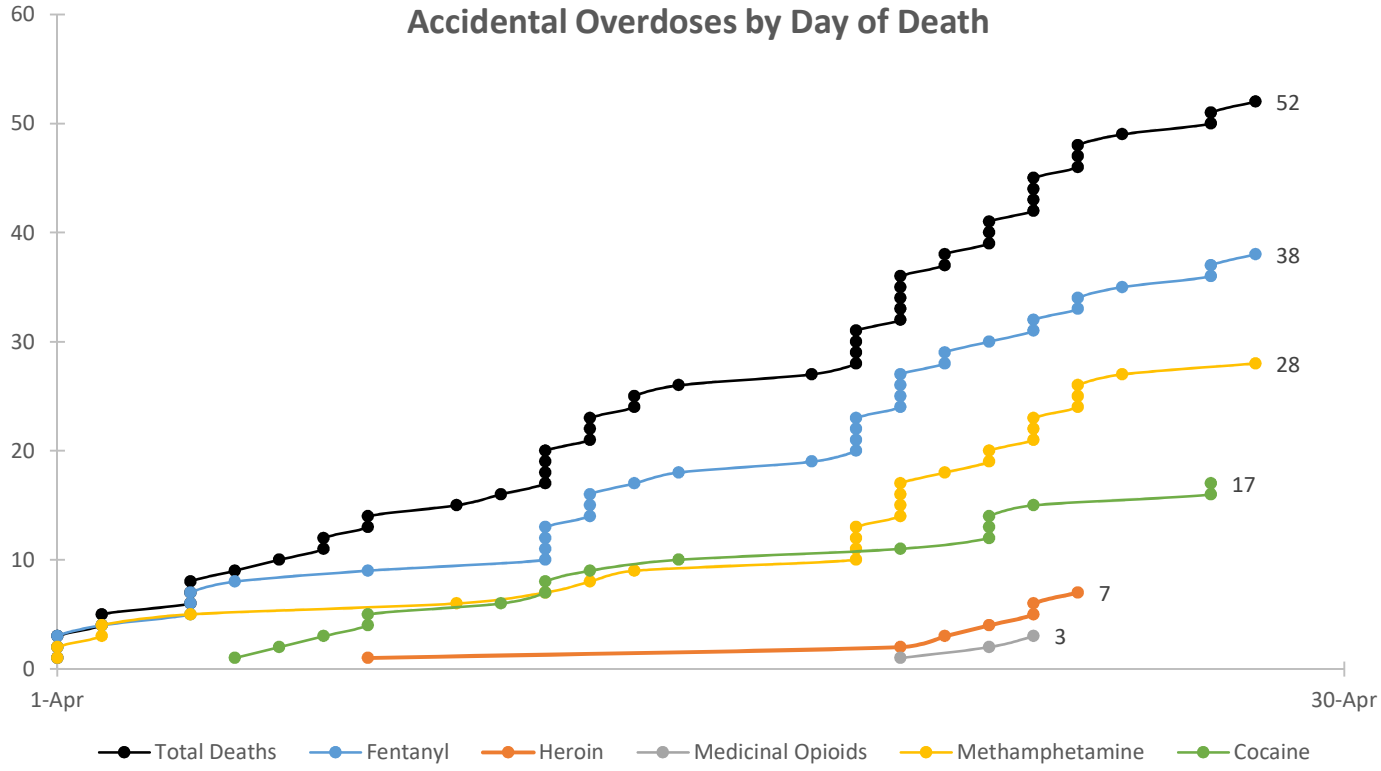

"Acc. Overdoses Open" cases do not have a final cause and manner of death classification; "Acc. Overdoses Closed" cases have a final cause and manner of death classification.
"No fixed address" denotes community members who may be experiencing homelessness.
"Residence" denotes address where decedent lived; "Location of Death" denotes the location where death was declared. For "Residence" and "Location of Death", the 4 most affected neighborhoods are represented, the "Others" category refers to all other zip codes within the City and County of San Francisco and any of out county residences.
"Gender" refers to gender at time of death.
"Total Deaths" denotes Accidental Overdoses where one or more drugs contribute to the cause of death; however, every point for each drug series is inclusive, but not necessarily exclusive, of that drug. "Total deaths" represents all accidental overdoses including ones for drugs not specified above.

PLEASE NOTE THIS DATA IS PRELIMINARY INFORMATION AND SUSCEPTIBLE TO CHANGE

OFFICE OF THE CHIEF MEDICAL EXAMINER CITY AND COUNTY OF SAN FRANCISCO

Preliminary Accidental Drug Overdose Data Report
as of testing to June 8, 2022

MAY 2022

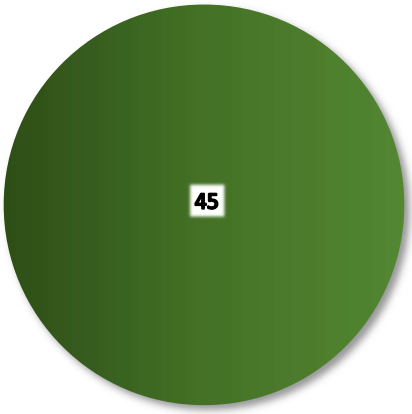

100.00% Acc. Overdoses Open
0.00% Acc. Overdoses Closed

Gender

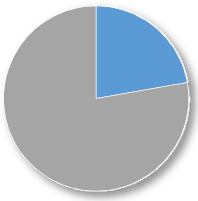

22% Female
78% Male

Race

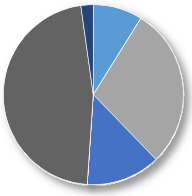

9% Asian
29% Black
13% Latinx
0% Native American
47% White
2% Other/Unknown

Age

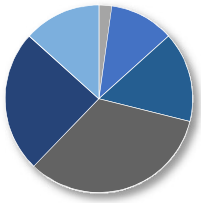

0% <15
11% 25-34
33% 45-54
13% >=65
15-24 2%
35-44 16%
55-64 24%

Fixed Address

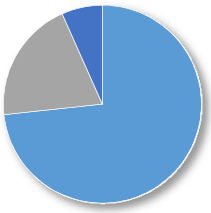

73% Yes (see residence)
20% No
7% Unknown

Residence

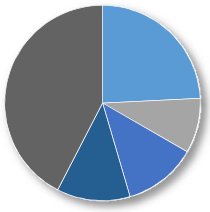

24% Tenderloin (94102)
9% SOMA (94103)
12% Inner Mission (94110)
12% Polk/Russian Hill (94109)
42% Others

Location of Death

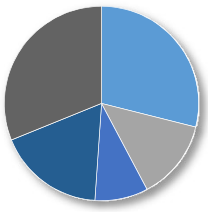

29% Tenderloin (94102)
13% SOMA (94103)
9% Polk/Russian Hill (94109)
18% Inner Mission (94110)
31% Others

Accidental Overdoses by Day of Death

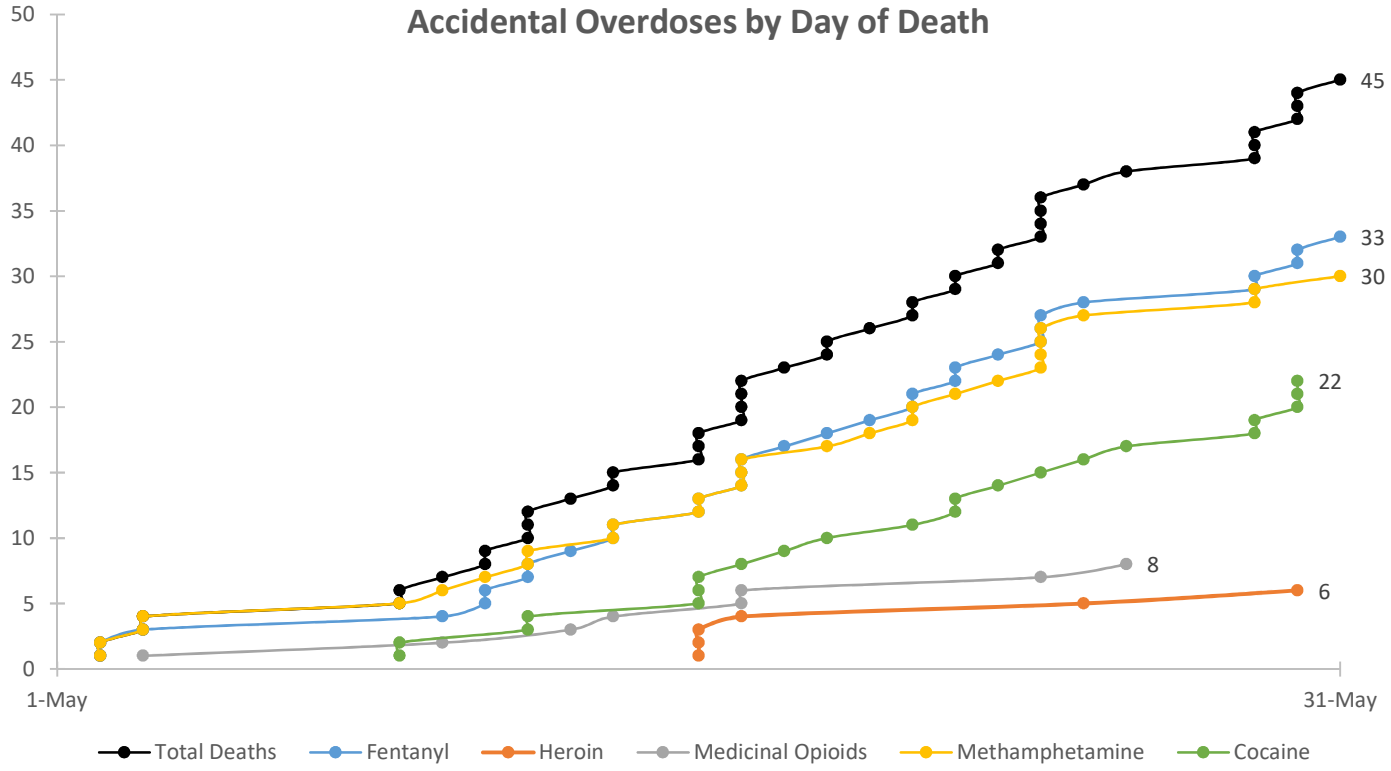

"Acc. Overdoses Open" cases do not have a final cause and manner of death classification; "Acc. Overdoses Closed" cases have a final cause and manner of death classification.
"No fixed address" denotes community members who may be experiencing homelessness.
"Residence" denotes address where decedent lived; "Location of Death" denotes the location where death was declared. For "Residence" and "Location of Death", the 4 most affected neighborhoods are represented, the "Others" category refers to all other zip codes within the City and County of San Francisco and any of out county residences.
"Gender" refers to gender at time of death.
"Total Deaths" denotes Accidental Overdoses where one or more drugs contribute to the cause of death; however, every point for each drug series is inclusive, but not necessarily exclusive, of that drug. "Total deaths" represents all accidental overdoses including ones for drugs not specified above.

PLEASE NOTE THIS DATA IS PRELIMINARY INFORMATION AND SUSCEPTIBLE TO CHANGE

Preliminary Accidental Drug Overdose Data Reports for January 2021 through December 2021

OFFICE OF THE CHIEF MEDICAL EXAMINER **CITY AND COUNTY OF SAN FRANCISCO**

Preliminary Accidental Drug Overdose Data Report
as of testing to June 8, 2022

JAN-DEC 2021

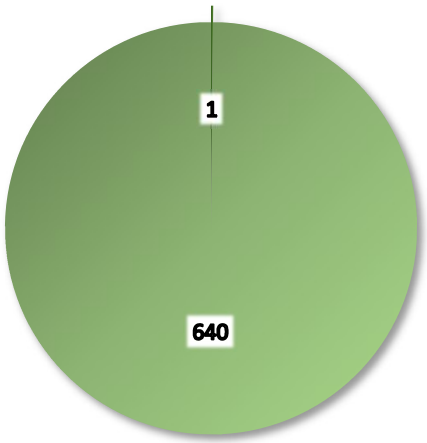

0.16% Acc. Overdoses Open
99.84% Acc. Overdoses Closed

Gender

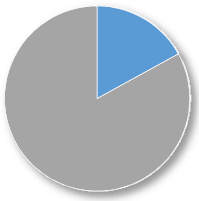

17% Female
83% Male

Race

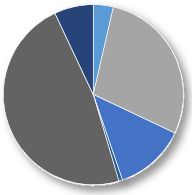

4% Asian
28% Black
13% Latinx
1% Native American
48% White
7% Other/Unknown

Age

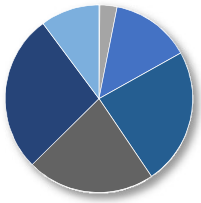

0% <15
14% 25-34
22% 45-54
10% >=65
15-24 3%
35-44 24%
55-64 27%

Fixed Address

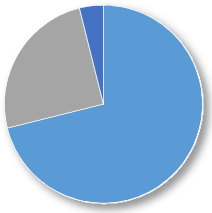

71% Yes (see residence)
25% No
4% Unknown

Residence

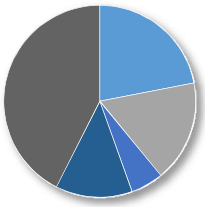

22% Tenderloin (94102)
17% SOMA (94103)
5% Inner Mission (94110)
13% Nob Hill (94109)
43% Others

Location of Death

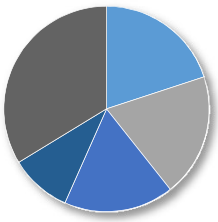

20% Tenderloin (94102)
19% SOMA (94103)
17% Nob Hill (94109)
10% Inner Mission (94110)
34% Others

Accidental Overdoses by Day of Death

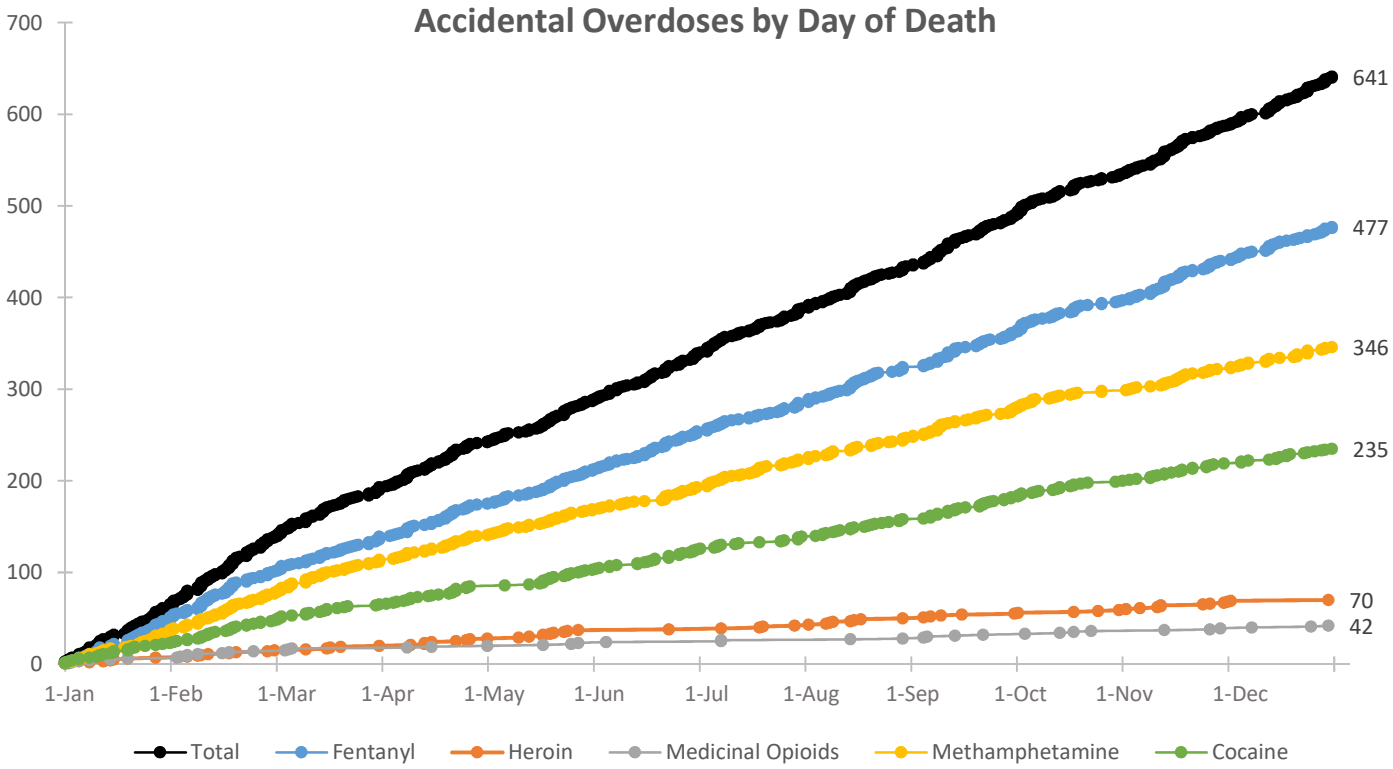

"Acc. Overdoses Open" cases do not have a final cause and manner of death classification; "Acc. Overdoses Closed" cases have a final cause and manner of death classification.
"No fixed address" denotes community members who may be experiencing homelessness.
"Residence" denotes address where decedent lived; "Location of Death" denotes the location where death was declared. For "Residence" and "Location of Death", the 4 most affected neighborhoods are represented, the "Others" category refers to all other zip codes within the City and County of San Francisco and any of out county residences.
"Gender" refers to gender at time of death.
"Total Deaths" denotes Accidental Overdoses where one or more drugs contribute to the cause of death; however, every point for each drug series is inclusive, but not necessarily exclusive, of that drug. "Total deaths" represents all accidental overdoses including ones for drugs not specified above.

PLEASE NOTE THIS DATA IS PRELIMINARY INFORMATION AND SUSCEPTIBLE TO CHANGE

OFFICE OF THE CHIEF MEDICAL EXAMINER **CITY AND COUNTY OF SAN FRANCISCO**

Preliminary Accidental Drug Overdose Data Report
as of testing to June 8, 2022

JANUARY 2021

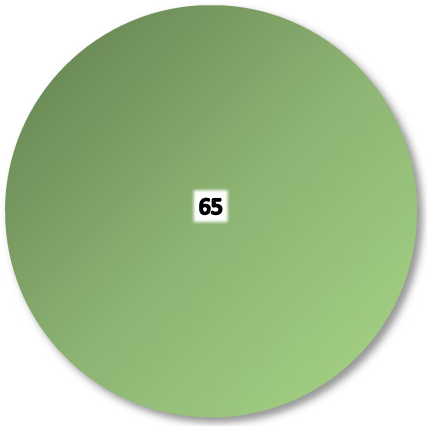

Gender

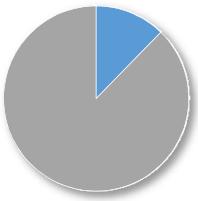

Race

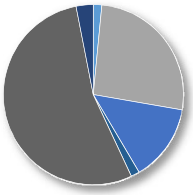

Age

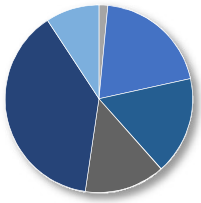

Fixed Address

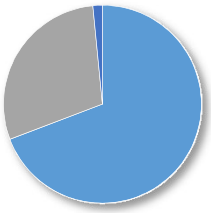

Residence

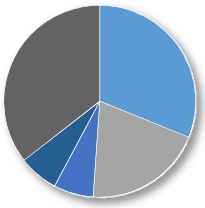

Location of Death

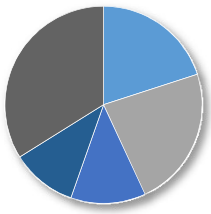

Accidental Overdoses by Day of Death

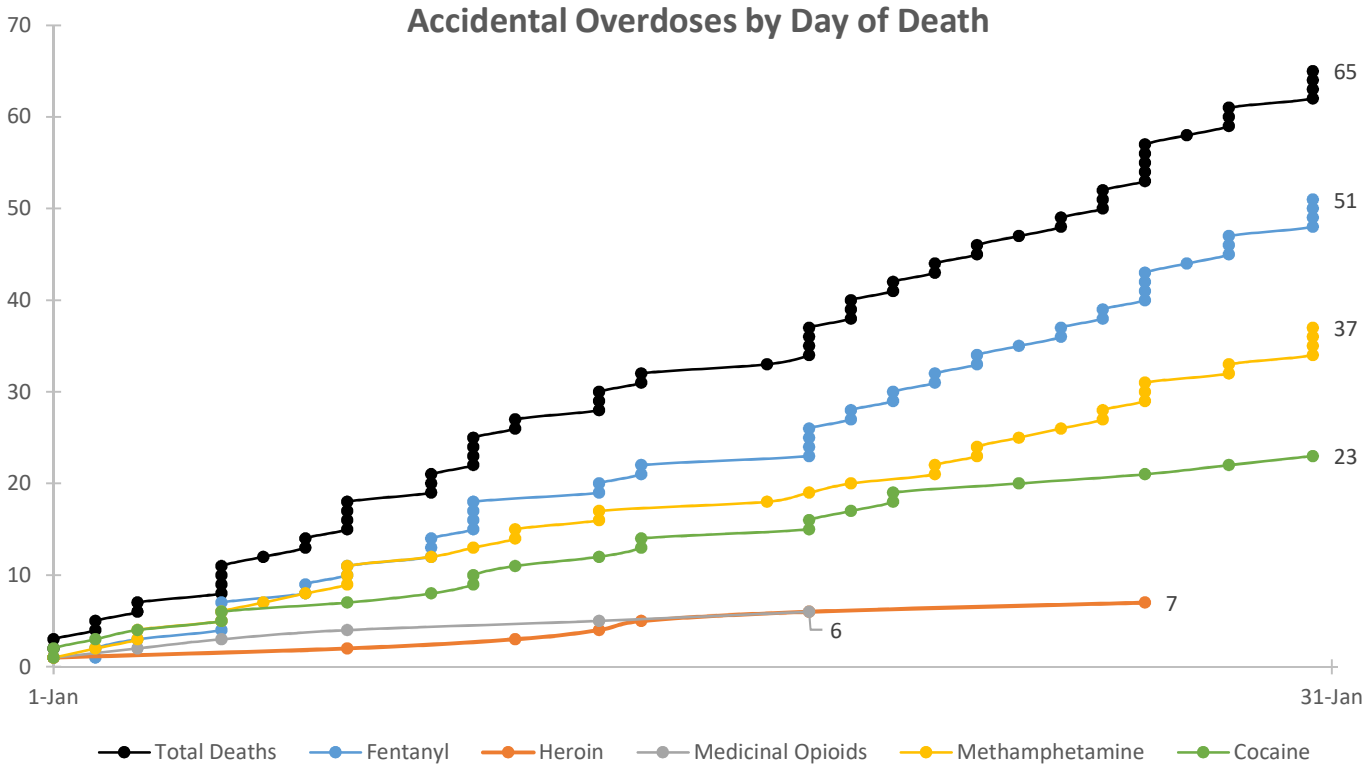

"Acc. Overdoses Open" cases do not have a final cause and manner of death classification; "Acc. Overdoses Closed" cases have a final cause and manner of death classification.
"No fixed address" denotes community members who may be experiencing homelessness.
"Residence" denotes address where decedent lived; "Location of Death" denotes the location where death was declared. For "Residence" and "Location of Death", the 4 most affected neighborhoods are represented, the "Others" category refers to all other zip codes within the City and County of San Francisco and any of out county residences.
"Gender" refers to gender at time of death.
"Total Deaths" denotes Accidental Overdoses where one or more drugs contribute to the cause of death; however, every point for each drug series is inclusive, but not necessarily exclusive, of that drug. "Total deaths" represents all accidental overdoses including ones for drugs not specified above.

PLEASE NOTE THIS DATA IS PRELIMINARY INFORMATION AND SUSCEPTIBLE TO CHANGE

OFFICE OF THE CHIEF MEDICAL EXAMINER **CITY AND COUNTY OF SAN FRANCISCO**

Preliminary Accidental Drug Overdose Data Report
as of testing to June 8, 2022

FEBRUARY 2021

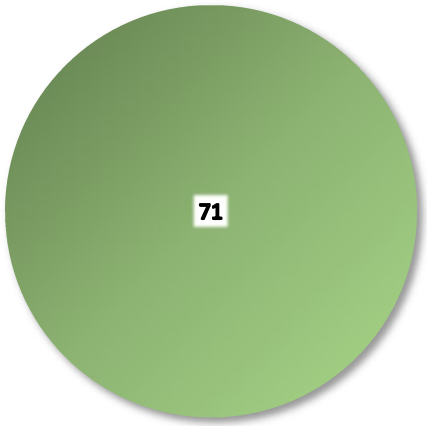

Gender

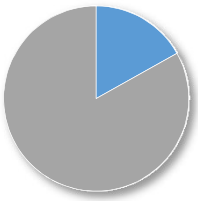

Race

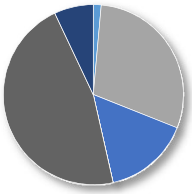

Age

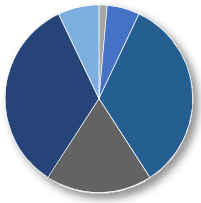

Fixed Address

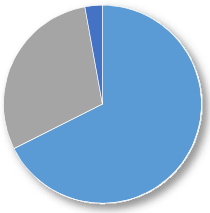

Residence

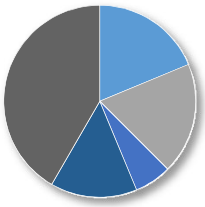

Location of Death

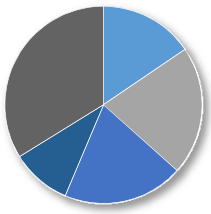

Accidental Overdoses by Day of Death

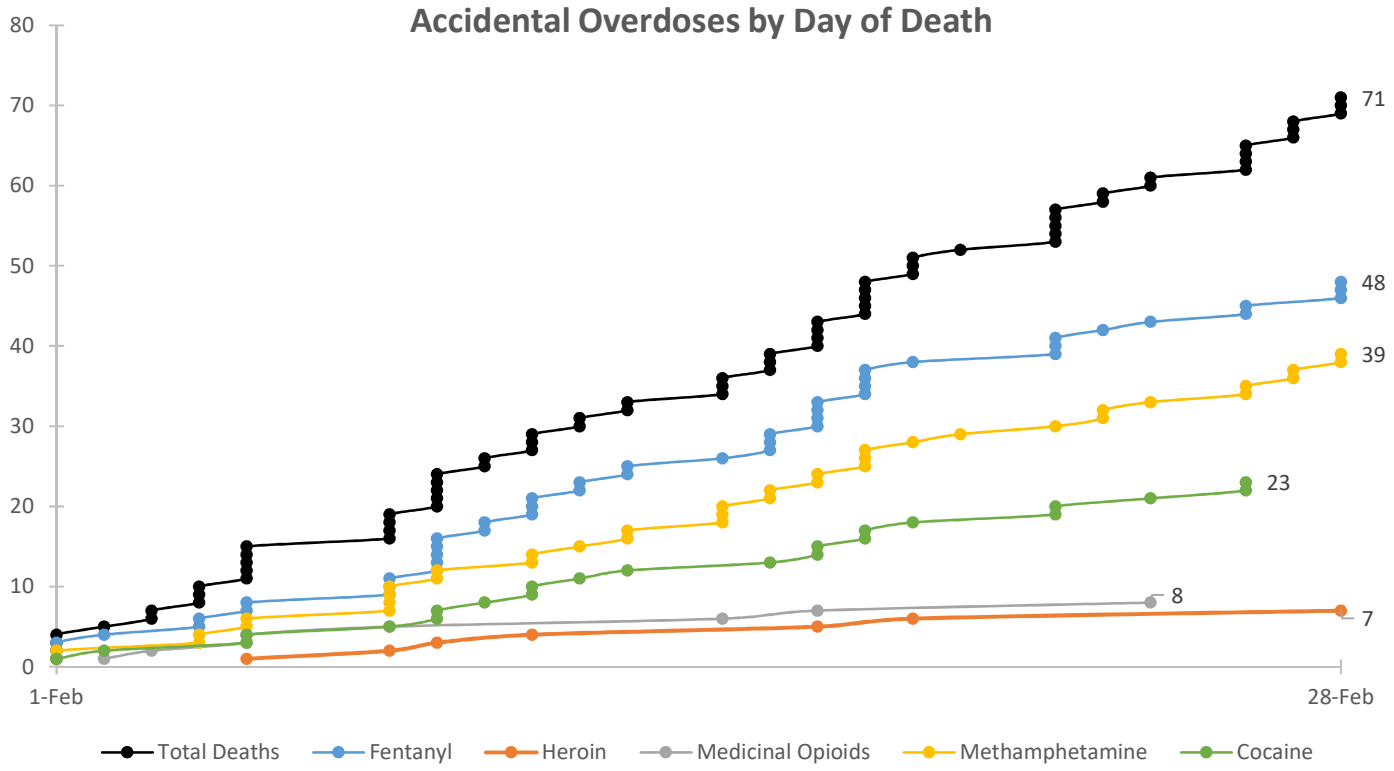

"Acc. Overdoses Open" cases do not have a final cause and manner of death classification; "Acc. Overdoses Closed" cases have a final cause and manner of death classification.
"No fixed address" denotes community members who may be experiencing homelessness.
"Residence" denotes address where decedent lived; "Location of Death" denotes the location where death was declared. For "Residence" and "Location of Death", the 4 most affected neighborhoods are represented, the "Others" category refers to all other zip codes within the City and County of San Francisco and any of out county residences.
"Gender" refers to gender at time of death.
"Total Deaths" denotes Accidental Overdoses where one or more drugs contribute to the cause of death; however, every point for each drug series is inclusive, but not necessarily exclusive, of that drug. "Total deaths" represents all accidental overdoses including ones for drugs not specified above.

PLEASE NOTE THIS DATA IS PRELIMINARY INFORMATION AND SUSCEPTIBLE TO CHANGE

OFFICE OF THE CHIEF MEDICAL EXAMINER **CITY AND COUNTY OF SAN FRANCISCO**

Preliminary Accidental Drug Overdose Data Report
as of testing to June 8, 2022

MARCH 2021

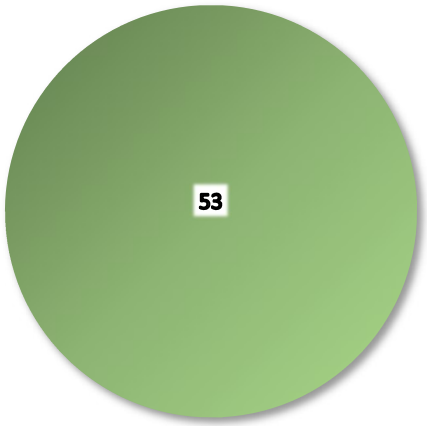

Gender

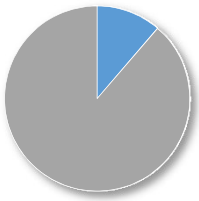

Race

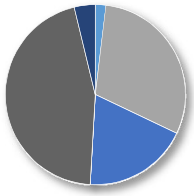

Age

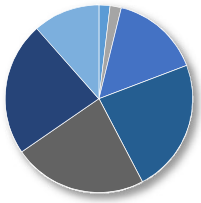

Fixed Address

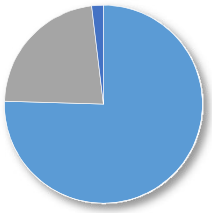

Residence

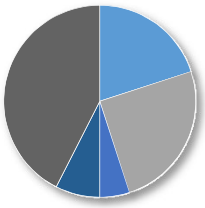

Location of Death

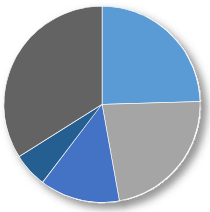

Accidental Overdoses by Day of Death

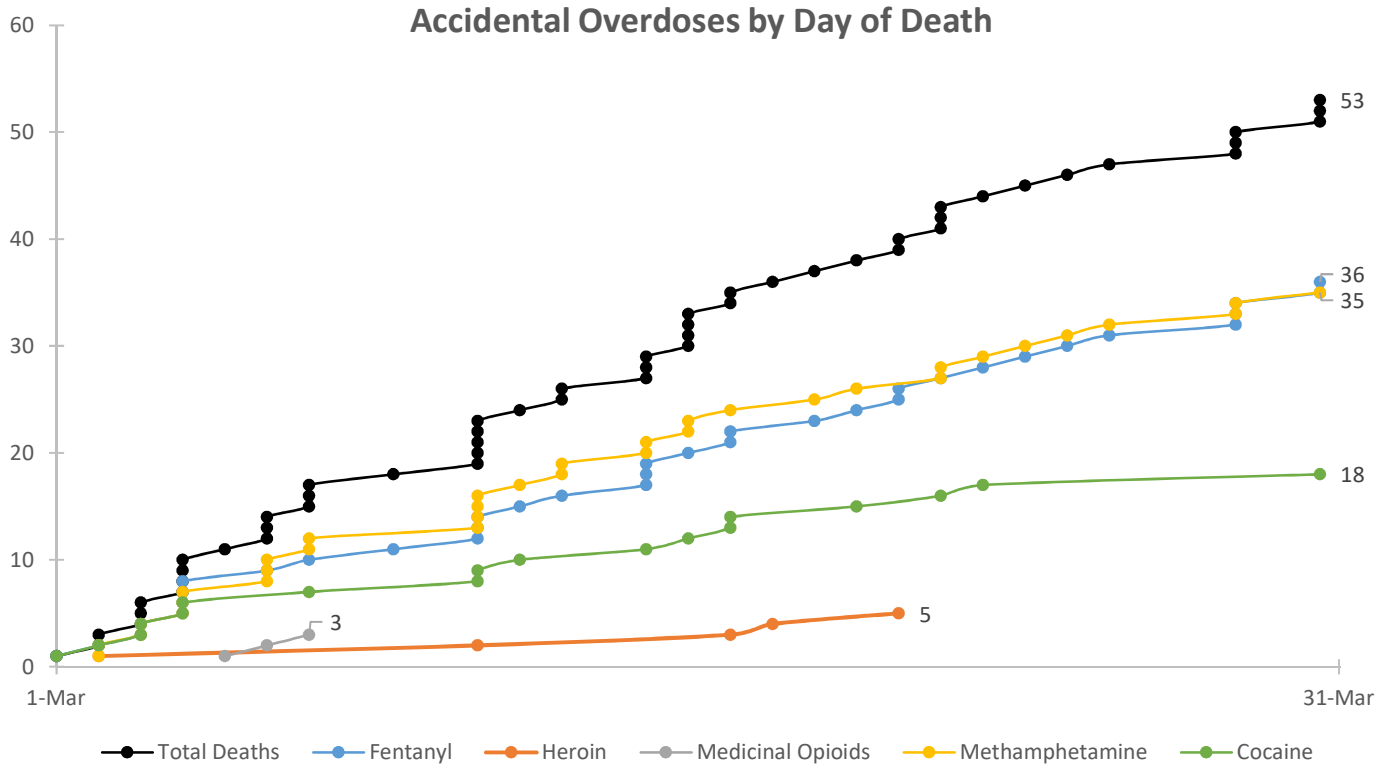

"Acc. Overdoses Open" cases do not have a final cause and manner of death classification; "Acc. Overdoses Closed" cases have a final cause and manner of death classification.
"No fixed address" denotes community members who may be experiencing homelessness.
"Residence" denotes address where decedent lived; "Location of Death" denotes the location where death was declared. For "Residence" and "Location of Death", the 4 most affected neighborhoods are represented, the "Others" category refers to all other zip codes within the City and County of San Francisco and any of out county residences.
"Gender" refers to gender at time of death.
"Total Deaths" denotes Accidental Overdoses where one or more drugs contribute to the cause of death; however, every point for each drug series is inclusive, but not necessarily exclusive, of that drug. "Total deaths" represents all accidental overdoses including ones for drugs not specified above.

PLEASE NOTE THIS DATA IS PRELIMINARY INFORMATION AND SUSCEPTIBLE TO CHANGE

OFFICE OF THE CHIEF MEDICAL EXAMINER **CITY AND COUNTY OF SAN FRANCISCO**

Preliminary Accidental Drug Overdose Data Report
as of testing to June 8, 2022

APRIL 2021



Gender

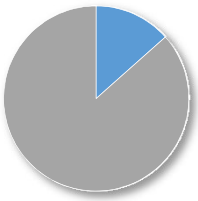

Race

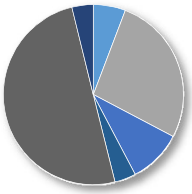

Age

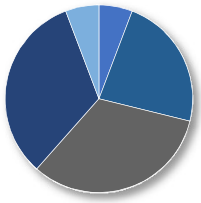

Fixed Address

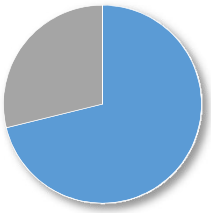

Residence

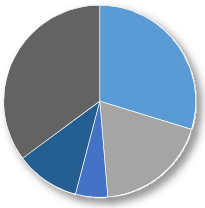

Location of Death

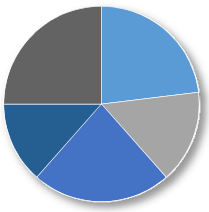

Accidental Overdoses by Day of Death

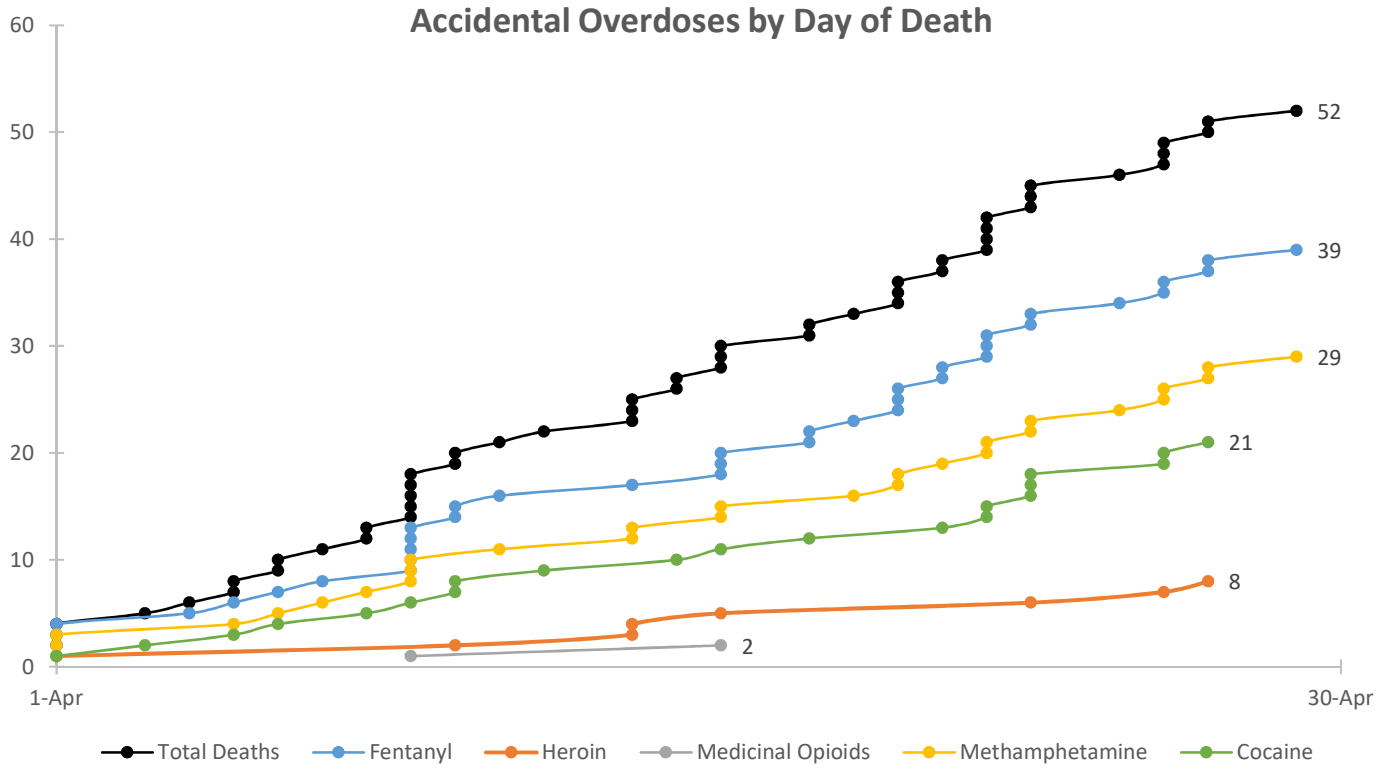

"Acc. Overdoses Open" cases do not have a final cause and manner of death classification; "Acc. Overdoses Closed" cases have a final cause and manner of death classification.
"No fixed address" denotes community members who may be experiencing homelessness.
"Residence" denotes address where decedent lived; "Location of Death" denotes the location where death was declared. For "Residence" and "Location of Death", the 4 most affected neighborhoods are represented, the "Others" category refers to all other zip codes within the City and County of San Francisco and any of out county residences.
"Gender" refers to gender at time of death.
"Total Deaths" denotes Accidental Overdoses where one or more drugs contribute to the cause of death; however, every point for each drug series is inclusive, but not necessarily exclusive, of that drug. "Total deaths" represents all accidental overdoses including ones for drugs not specified above.

PLEASE NOTE THIS DATA IS PRELIMINARY INFORMATION AND SUSCEPTIBLE TO CHANGE

OFFICE OF THE CHIEF MEDICAL EXAMINER **CITY AND COUNTY OF SAN FRANCISCO**

Preliminary Accidental Drug Overdose Data Report
as of testing to June 8, 2022

MAY 2021

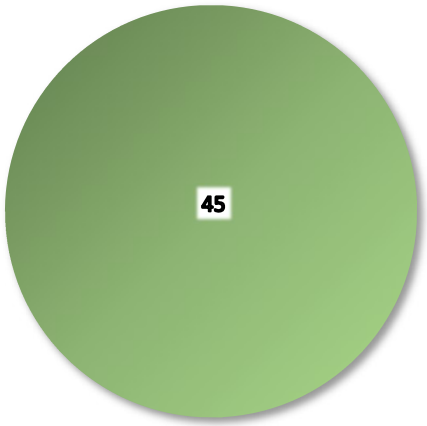

Gender

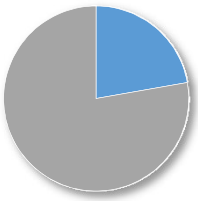

22% Female
78% Male

Race

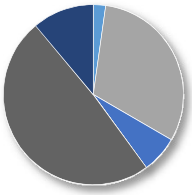

2% Asian
31% Black
7% Latinx
0% Native American
49% White
11% Other/Unknown

Age

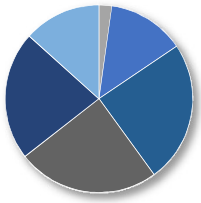

0% <15
13% 25-34
24% 45-54
13% >=65
15-24 2%
35-44 24%
55-64 22%

Fixed Address

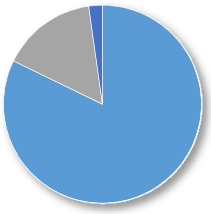

82% Yes (see residence)
16% No
2% Unknown

Residence

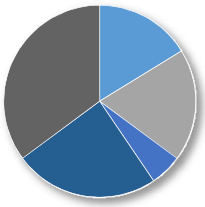

16% Tenderloin (94102)
19% SOMA (94103)
5% Visitacion Valley (94134)
24% Nob Hill (94109)
35% Others

Location of Death

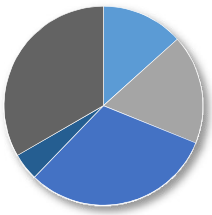

13% Tenderloin (94102)
18% SOMA (94103)
31% Nob Hill (94109)
4% Visitacion Valley (94134)
33% Others

Accidental Overdoses by Day of Death

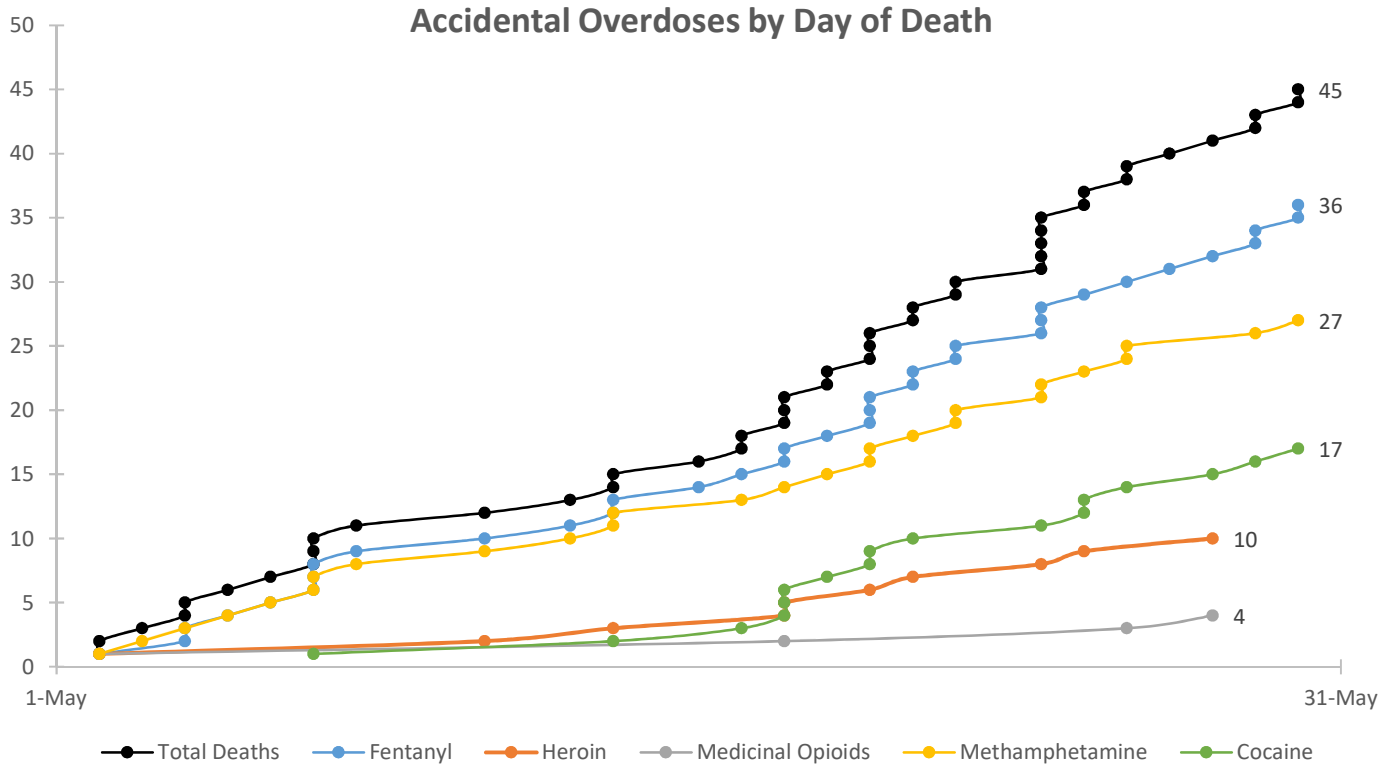

"Acc. Overdoses Open" cases do not have a final cause and manner of death classification; "Acc. Overdoses Closed" cases have a final cause and manner of death classification.
"No fixed address" denotes community members who may be experiencing homelessness.
"Residence" denotes address where decedent lived; "Location of Death" denotes the location where death was declared. For "Residence" and "Location of Death", the 4 most affected neighborhoods are represented, the "Others" category refers to all other zip codes within the City and County of San Francisco and any of out county residences.
"Gender" refers to gender at time of death.
"Total Deaths" denotes Accidental Overdoses where one or more drugs contribute to the cause of death; however, every point for each drug series is inclusive, but not necessarily exclusive, of that drug. "Total deaths" represents all accidental overdoses including ones for drugs not specified above.

PLEASE NOTE THIS DATA IS PRELIMINARY INFORMATION AND SUSCEPTIBLE TO CHANGE

OFFICE OF THE CHIEF MEDICAL EXAMINER **CITY AND COUNTY OF SAN FRANCISCO**

Preliminary Accidental Drug Overdose Data Report
as of testing to June 8, 2022

JUNE 2021

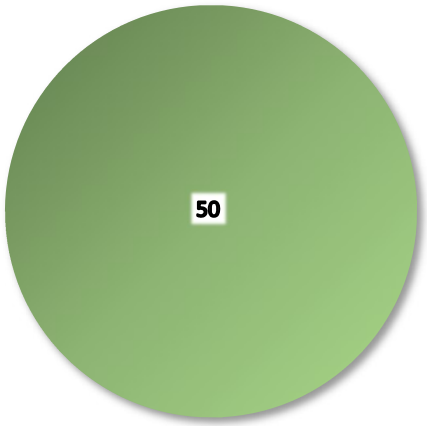

Gender

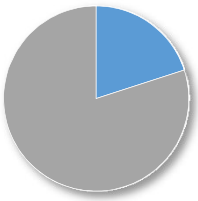

20% Female
80% Male

Race

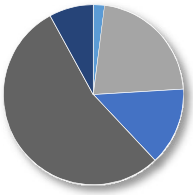

2% Asian
22% Black
14% Latinx
0% Native American
54% White
8% Other/Unknown

Age

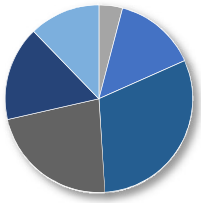

0% <15
14% 25-34
22% 45-54
12% >=65
15-24 4%
35-44 30%
55-64 16%

Fixed Address

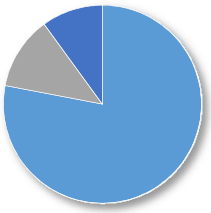

78% Yes (see residence)
12% No
10% Unknown

Residence

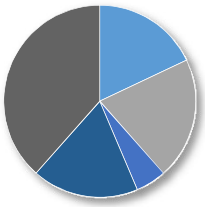

18% Tenderloin (94102)
21% SOMA (94103)
5% Haight-Ashbury (94117)
18% Nob Hill (94109)
38% Others

Location of Death

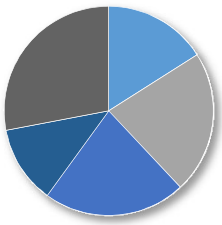

16% Tenderloin (94102)
22% SOMA (94103)
22% Nob Hill (94109)
12% Inner Mission (94110)
28% Others

Accidental Overdoses by Day of Death

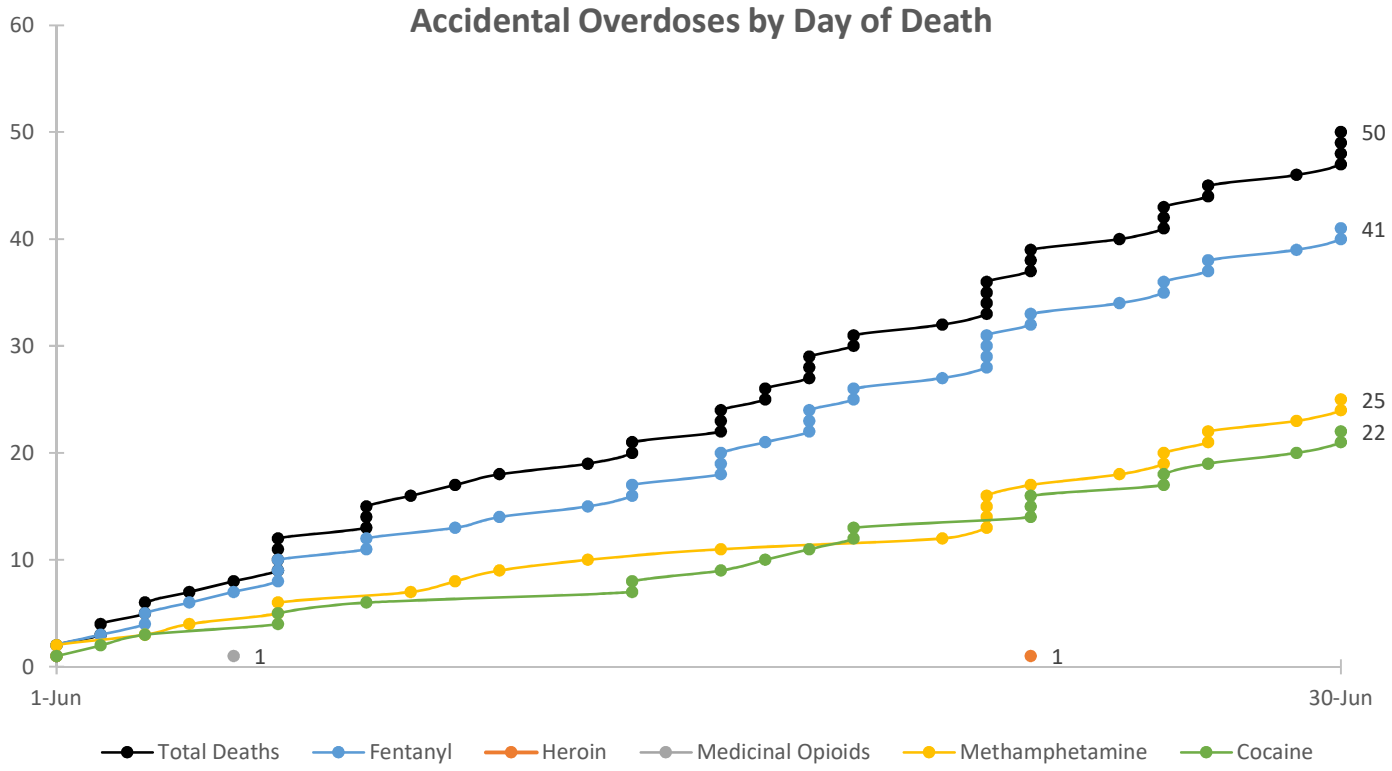

"Acc. Overdoses Open" cases do not have a final cause and manner of death classification; "Acc. Overdoses Closed" cases have a final cause and manner of death classification.
"No fixed address" denotes community members who may be experiencing homelessness.
"Residence" denotes address where decedent lived; "Location of Death" denotes the location where death was declared. For "Residence" and "Location of Death", the 4 most affected neighborhoods are represented, the "Others" category refers to all other zip codes within the City and County of San Francisco and any of out county residences.
"Gender" refers to gender at time of death.
"Total Deaths" denotes Accidental Overdoses where one or more drugs contribute to the cause of death; however, every point for each drug series is inclusive, but not necessarily exclusive, of that drug. "Total deaths" represents all accidental overdoses including ones for drugs not specified above.

PLEASE NOTE THIS DATA IS PRELIMINARY INFORMATION AND SUSCEPTIBLE TO CHANGE

OFFICE OF THE CHIEF MEDICAL EXAMINER **CITY AND COUNTY OF SAN FRANCISCO**

Preliminary Accidental Drug Overdose Data Report
as of testing to June 8, 2022

JULY 2021



Gender

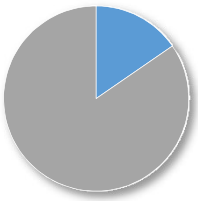

Race

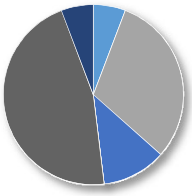

Age

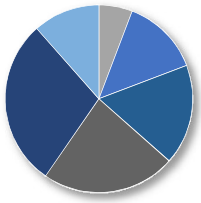

Fixed Address

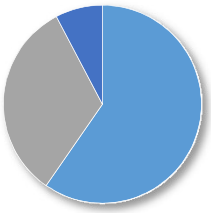

Residence

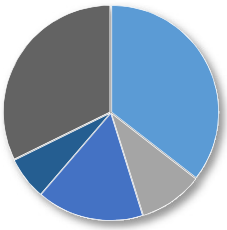

Location of Death

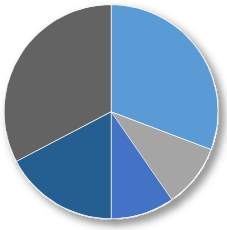

Accidental Overdoses by Day of Death

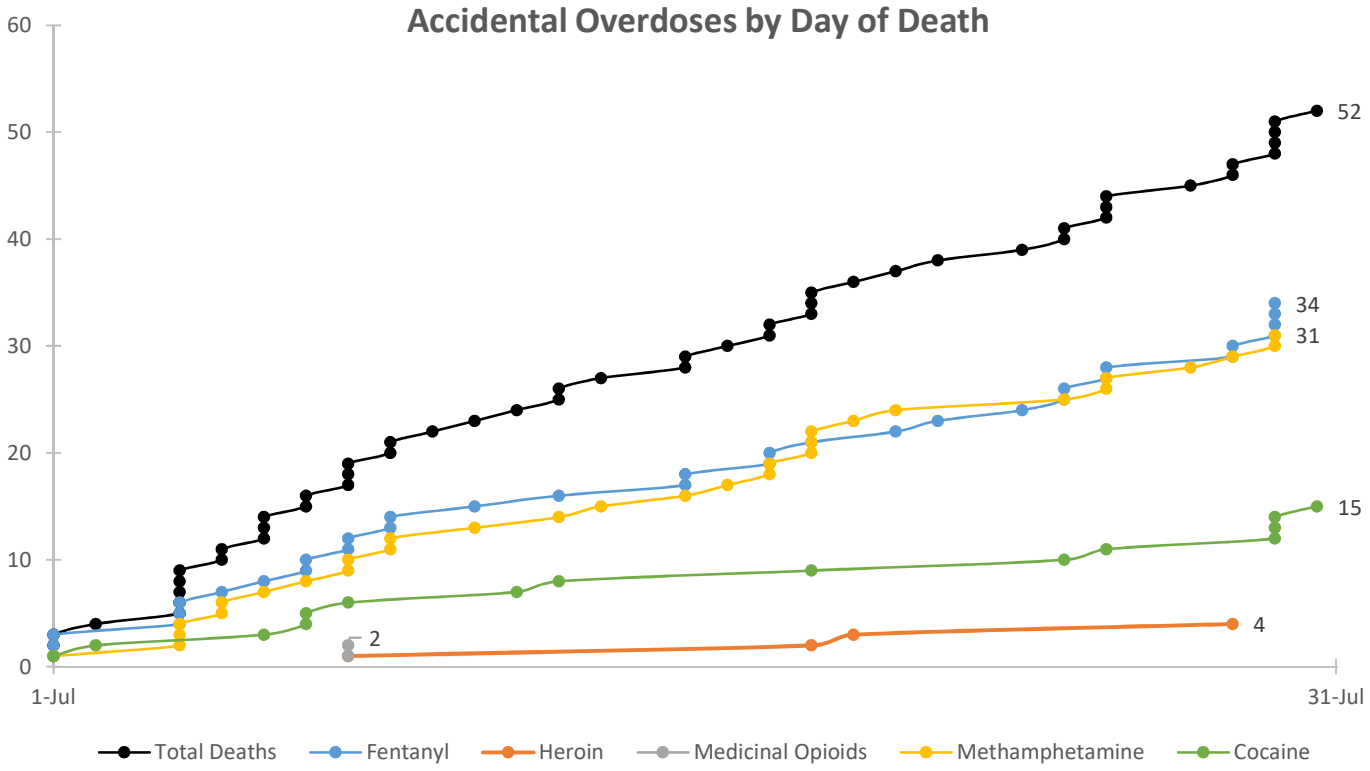

"Acc. Overdoses Open" cases do not have a final cause and manner of death classification; "Acc. Overdoses Closed" cases have a final cause and manner of death classification.
"No fixed address" denotes community members who may be experiencing homelessness.
"Residence" denotes address where decedent lived; "Location of Death" denotes the location where death was declared. For "Residence" and "Location of Death", the 4 most affected neighborhoods are represented, the "Others" category refers to all other zip codes within the City and County of San Francisco and any of out county residences.
"Gender" refers to gender at time of death.
"Total Deaths" denotes Accidental Overdoses where one or more drugs contribute to the cause of death; however, every point for each drug series is inclusive, but not necessarily exclusive, of that drug. "Total deaths" represents all accidental overdoses including ones for drugs not specified above.

PLEASE NOTE THIS DATA IS PRELIMINARY INFORMATION AND SUSCEPTIBLE TO CHANGE

OFFICE OF THE CHIEF MEDICAL EXAMINER **CITY AND COUNTY OF SAN FRANCISCO**

Preliminary Accidental Drug Overdose Data Report
as of testing to June 8, 2022

AUGUST 2021

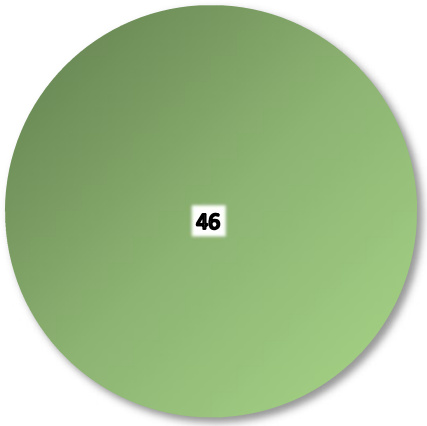

Gender

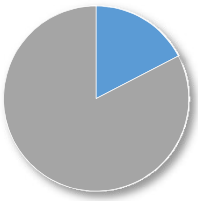

Race

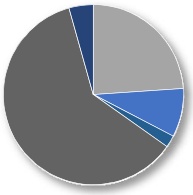

Age

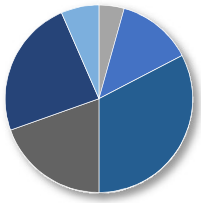

Fixed Address

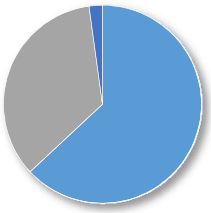

Residence

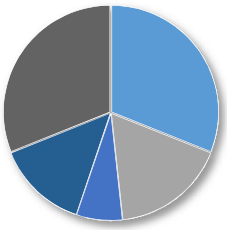

Location of Death

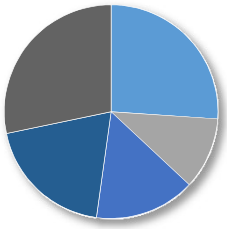

Accidental Overdoses by Day of Death

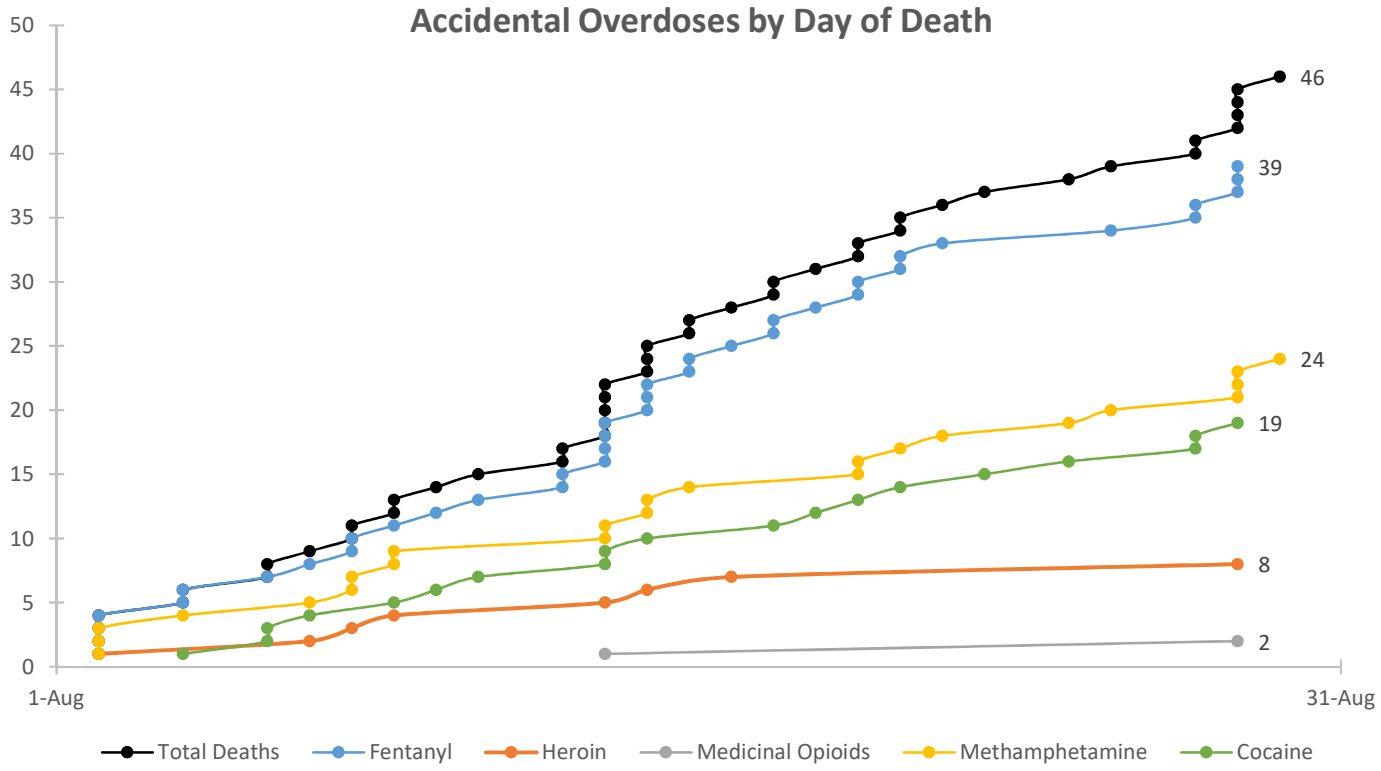

"Acc. Overdoses Open" cases do not have a final cause and manner of death classification; "Acc. Overdoses Closed" cases have a final cause and manner of death classification.
"No fixed address" denotes community members who may be experiencing homelessness.
"Residence" denotes address where decedent lived; "Location of Death" denotes the location where death was declared. For "Residence" and "Location of Death", the 4 most affected neighborhoods are represented, the "Others" category refers to all other zip codes within the City and County of San Francisco and any of out county residences.
"Gender" refers to gender at time of death.
"Total Deaths" denotes Accidental Overdoses where one or more drugs contribute to the cause of death; however, every point for each drug series is inclusive, but not necessarily exclusive, of that drug. "Total deaths" represents all accidental overdoses including ones for drugs not specified above.

PLEASE NOTE THIS DATA IS PRELIMINARY INFORMATION AND SUSCEPTIBLE TO CHANGE

OFFICE OF THE CHIEF MEDICAL EXAMINER **CITY AND COUNTY OF SAN FRANCISCO**

Preliminary Accidental Drug Overdose Data Report
as of testing to June 8, 2022

SEPTEMBER 2021

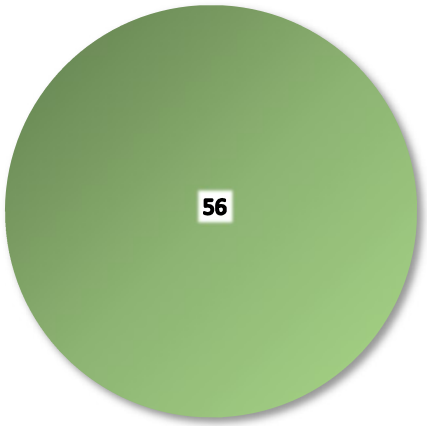

Gender

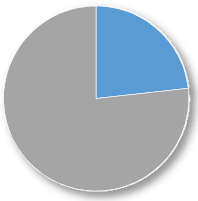

23% Female
77% Male

Race

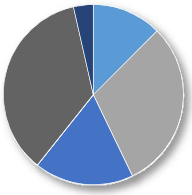

13% Asian
30% Black
18% Latinx
0% Native American
36% White
4% Other/Unknown

Age

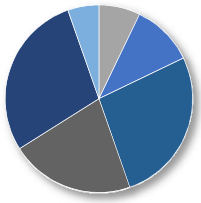

0% <15
11% 25-34
21% 45-54
5% >=65
15-24 7%
35-44 27%
55-64 29%

Fixed Address

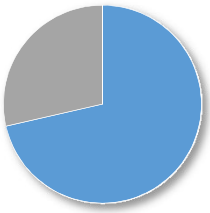

71% Yes (see residence)
29% No
0% Unknown

Residence

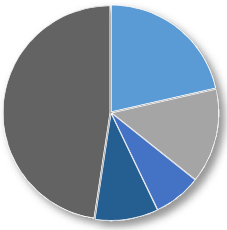

21% Tenderloin (94102)
14% SOMA (94103)
7% Hunters Point (94124)
10% Nob Hill (94109)
48% Others

Location of Death

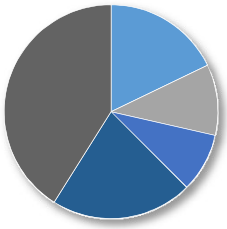

18% Tenderloin (94102)
11% Inner Mission (94110)
9% Nob Hill (94109)
21% SOMA (94103)
41% Others

Accidental Overdoses by Day of Death

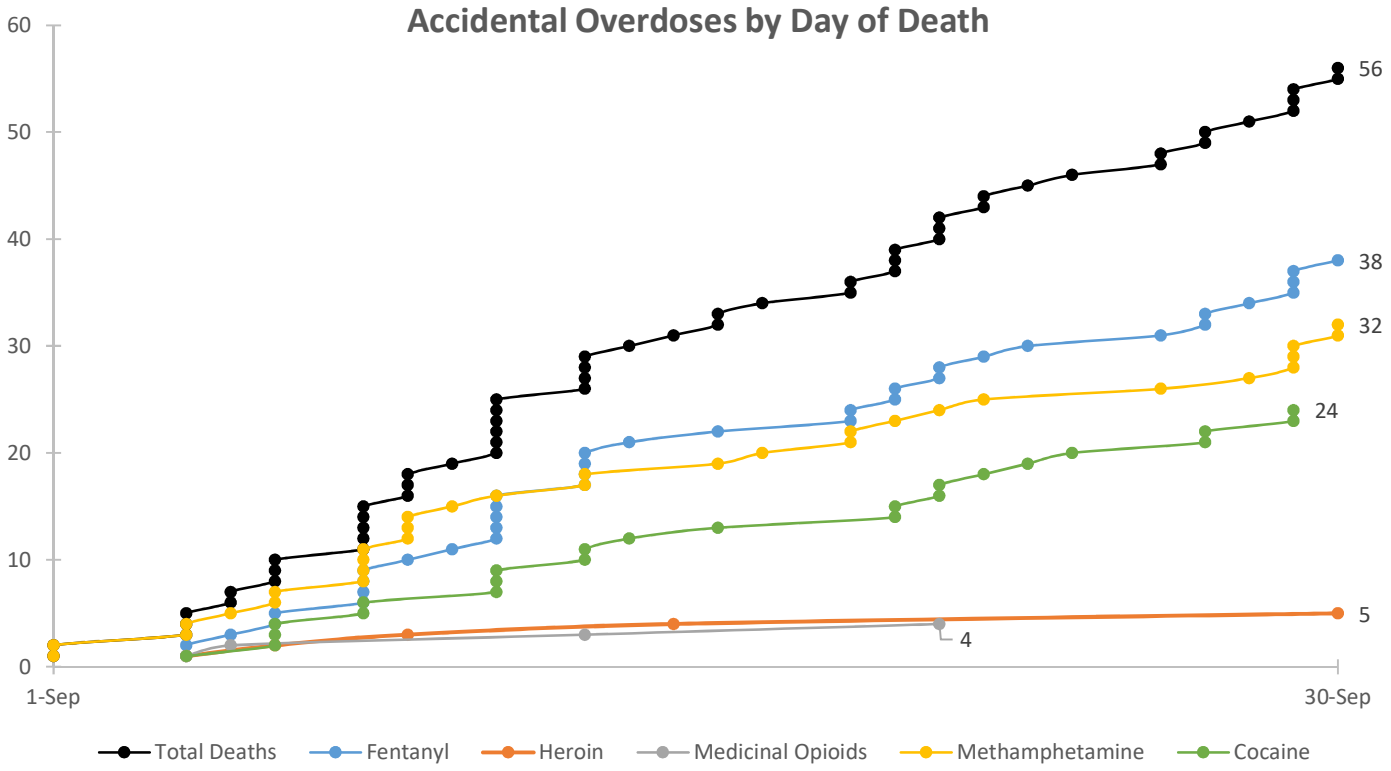

"Acc. Overdoses Open" cases do not have a final cause and manner of death classification; "Acc. Overdoses Closed" cases have a final cause and manner of death classification.
"No fixed address" denotes community members who may be experiencing homelessness.
"Residence" denotes address where decedent lived; "Location of Death" denotes the location where death was declared. For "Residence" and "Location of Death", the 4 most affected neighborhoods are represented, the "Others" category refers to all other zip codes within the City and County of San Francisco and any of out county residences.
"Gender" refers to gender at time of death.
"Total Deaths" denotes Accidental Overdoses where one or more drugs contribute to the cause of death; however, every point for each drug series is inclusive, but not necessarily exclusive, of that drug. "Total deaths" represents all accidental overdoses including ones for drugs not specified above.

PLEASE NOTE THIS DATA IS PRELIMINARY INFORMATION AND SUSCEPTIBLE TO CHANGE

OFFICE OF THE CHIEF MEDICAL EXAMINER **CITY AND COUNTY OF SAN FRANCISCO**

Preliminary Accidental Drug Overdose Data Report
as of testing to June 8, 2022

OCTOBER 2021



0.00% Acc. Overdoses Open
100.00 Acc. Overdoses Closed

Gender

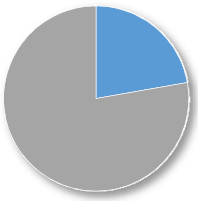

22% Female
78% Male

Race

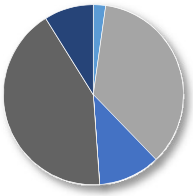

2% Asian
36% Black
11% Latinx
0% Native American
42% White
9% Other/Unknown

Age

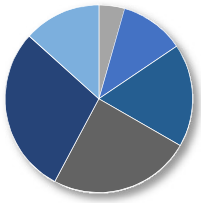

0% <15
11% 25-34
24% 45-54
13% >=65
15-24 4%
35-44 18%
55-64 29%

Fixed Address

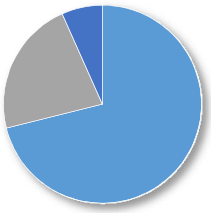

71% Yes (see residence)
22% No
7% Unknown

Residence

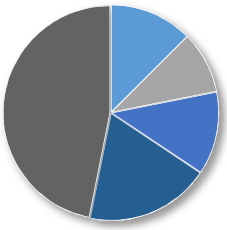

13% Tenderloin (94102)
9% SOMA (94103)
13% Haight-Ashbury (94117)
19% Nob Hill (94109)
47% Others

Location of Death

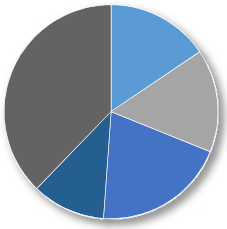

16% Tenderloin (94102)
16% Inner Mission (94110)
20% Nob Hill (94109)
11% SOMA (94103)
38% Others

Accidental Overdoses by Day of Death

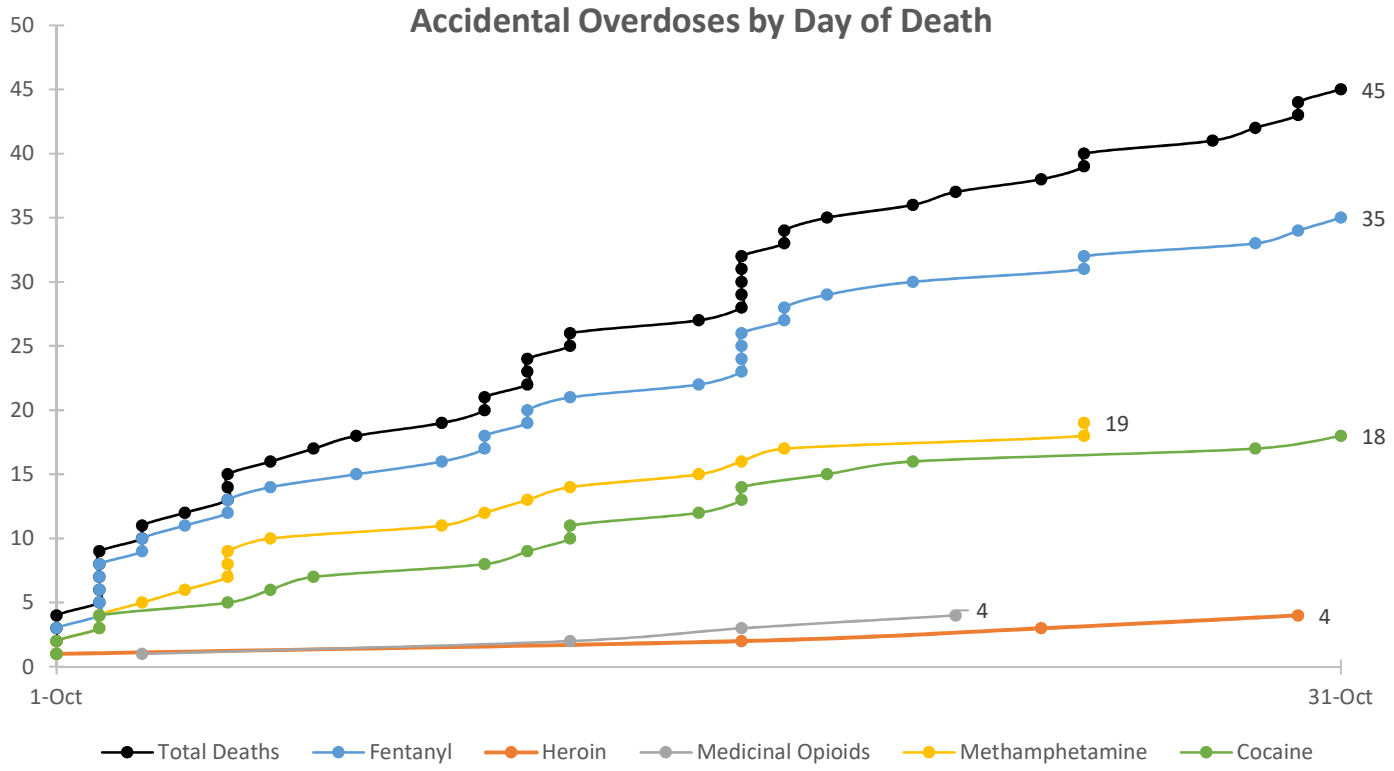

"Acc. Overdoses Open" cases do not have a final cause and manner of death classification; "Acc. Overdoses Closed" cases have a final cause and manner of death classification.
"No fixed address" denotes community members who may be experiencing homelessness.
"Residence" denotes address where decedent lived; "Location of Death" denotes the location where death was declared. For "Residence" and "Location of Death", the 4 most affected neighborhoods are represented, the "Others" category refers to all other zip codes within the City and County of San Francisco and any of out county residences.
"Gender" refers to gender at time of death.
"Total Deaths" denotes Accidental Overdoses where one or more drugs contribute to the cause of death; however, every point for each drug series is inclusive, but not necessarily exclusive, of that drug. "Total deaths" represents all accidental overdoses including ones for drugs not specified above.

PLEASE NOTE THIS DATA IS PRELIMINARY INFORMATION AND SUSCEPTIBLE TO CHANGE

OFFICE OF THE CHIEF MEDICAL EXAMINER **CITY AND COUNTY OF SAN FRANCISCO**

Preliminary Accidental Drug Overdose Data Report
as of testing to June 8, 2022

NOVEMBER 2021

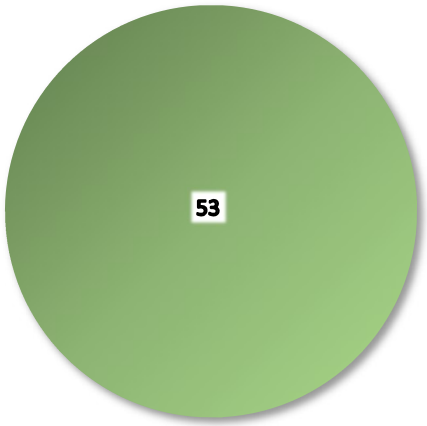

Gender

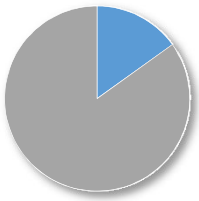

15% Female
85% Male

Race

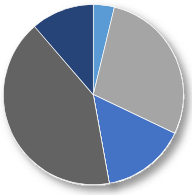

4% Asian
28% Black
15% Latinx
0% Native American
42% White
11% Other/Unknown

Age

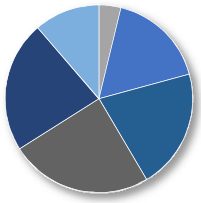

0% <15
17% 25-34
25% 45-54
11% >=65
15-24 4%
35-44 21%
55-64 23%

Fixed Address

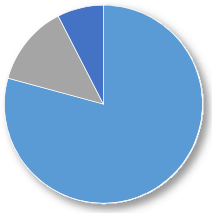

79% Yes (see residence)
13% No
8% Unknown

Residence

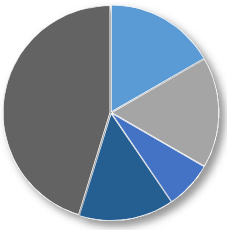

17% Tenderloin (94102)
17% SOMA (94103)
7% Marina (94123)
14% Nob Hill (94109)
45% Others

Location of Death

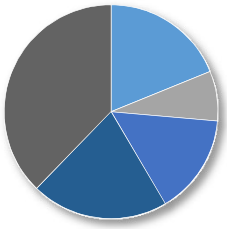

19% Tenderloin (94102)
8% Inner Mission (94110)
15% Nob Hill (94109)
21% SOMA (94103)
38% Others

Accidental Overdoses by Day of Death

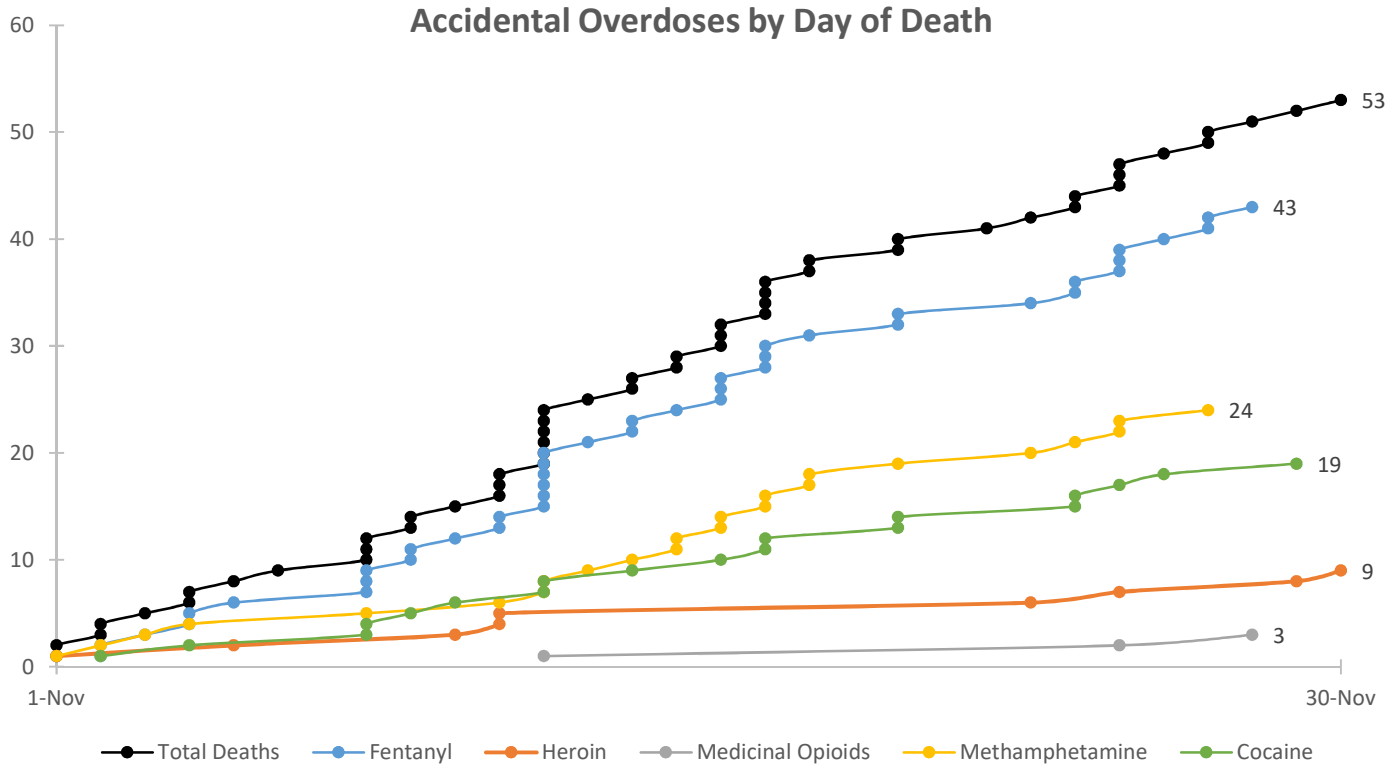

"Acc. Overdoses Open" cases do not have a final cause and manner of death classification; "Acc. Overdoses Closed" cases have a final cause and manner of death classification.
"No fixed address" denotes community members who may be experiencing homelessness.
"Residence" denotes address where decedent lived; "Location of Death" denotes the location where death was declared. For "Residence" and "Location of Death", the 4 most affected neighborhoods are represented, the "Others" category refers to all other zip codes within the City and County of San Francisco and any of out county residences.
"Gender" refers to gender at time of death.
"Total Deaths" denotes Accidental Overdoses where one or more drugs contribute to the cause of death; however, every point for each drug series is inclusive, but not necessarily exclusive, of that drug. "Total deaths" represents all accidental overdoses including ones for drugs not specified above.

PLEASE NOTE THIS DATA IS PRELIMINARY INFORMATION AND SUSCEPTIBLE TO CHANGE

OFFICE OF THE CHIEF MEDICAL EXAMINER **CITY AND COUNTY OF SAN FRANCISCO**

Preliminary Accidental Drug Overdose Data Report
as of testing to June 8, 2022

DECEMBER 2021

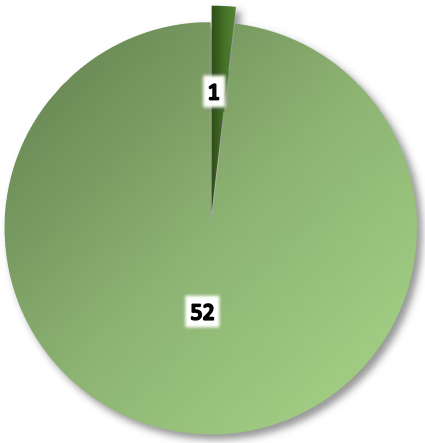

Gender

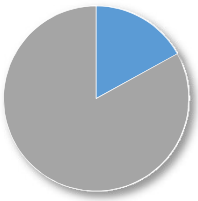

Race

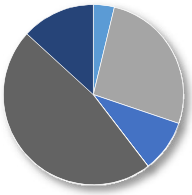

Age

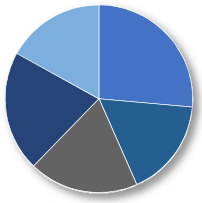

Fixed Address

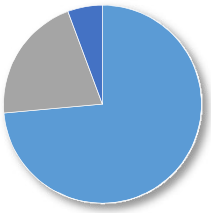

Residence

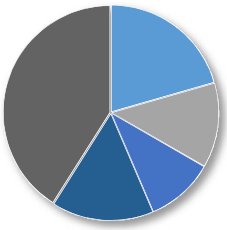

Location of Death

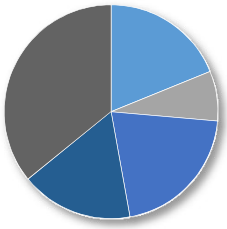

Accidental Overdoses by Day of Death

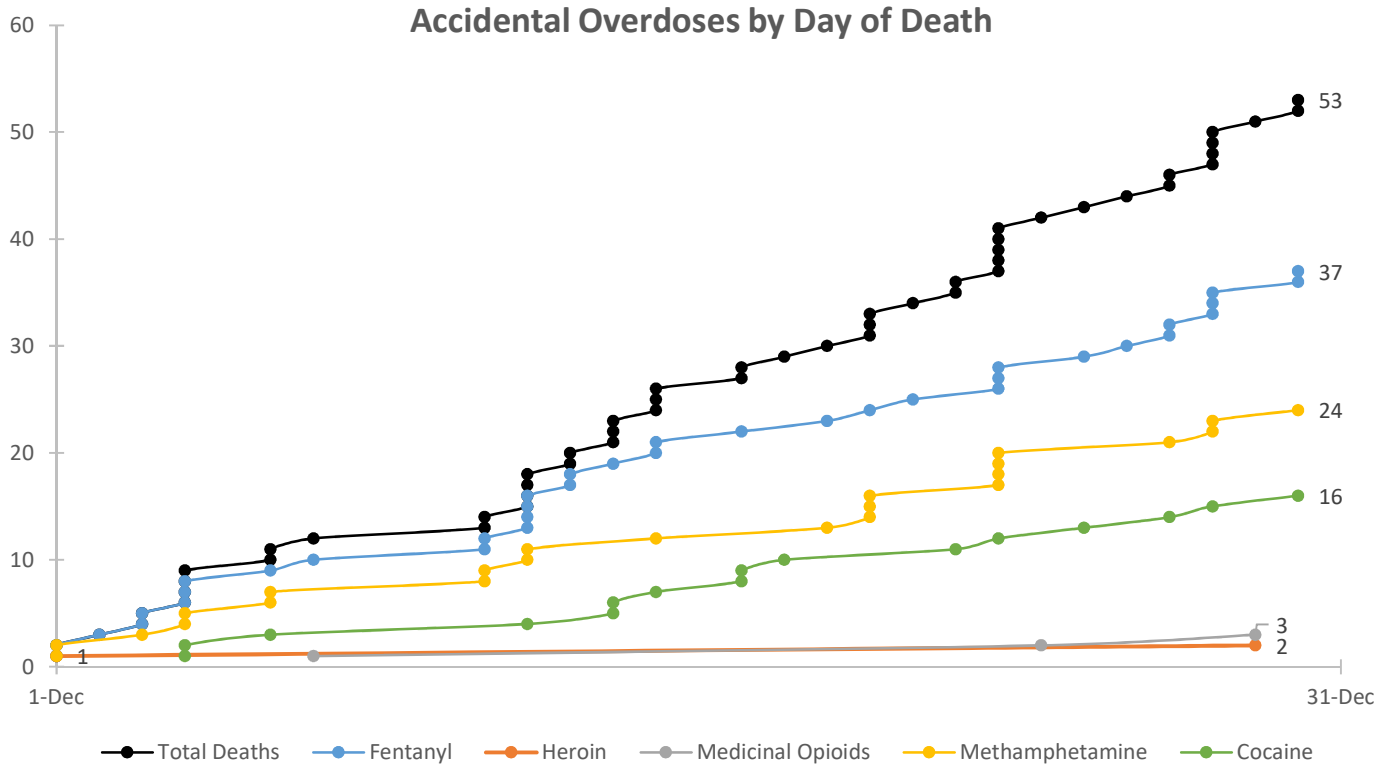

"Acc. Overdoses Open" cases do not have a final cause and manner of death classification; "Acc. Overdoses Closed" cases have a final cause and manner of death classification.
"No fixed address" denotes community members who may be experiencing homelessness.
"Residence" denotes address where decedent lived; "Location of Death" denotes the location where death was declared. For "Residence" and "Location of Death", the 4 most affected neighborhoods are represented, the "Others" category refers to all other zip codes within the City and County of San Francisco and any of out county residences.
"Gender" refers to gender at time of death.
"Total Deaths" denotes Accidental Overdoses where one or more drugs contribute to the cause of death; however, every point for each drug series is inclusive, but not necessarily exclusive, of that drug. "Total deaths" represents all accidental overdoses including ones for drugs not specified above.

PLEASE NOTE THIS DATA IS PRELIMINARY INFORMATION AND SUSCEPTIBLE TO CHANGE