

# Safe Streets for All

2021 4<sup>th</sup> Quarter



*Safety with Respect*

CITY & COUNTY OF SAN FRANCISCO

Police Department  
Traffic Division

March 16, 2022



# VISION ZERO SF PARTNERS



San Francisco  
Department of Public  
Health



San Francisco Municipal  
Transportation Agency

## COMMUNITY COLLABORATION

Public Safety Education, Outreach & Partnerships

**San Francisco Police** @SFPD · Nov 25, 2021

From our family to yours, #HappyThanksgiving! Celebrate with family, not law enforcement. Don't drink and drive, it's not worth it.

A special thanks to first responders working across the country tonight who have left their families to protect ours. 🇺🇸



**San Francisco Police** @SFPD · Nov 8, 2021

We've got some rain coming our way shortly. Remember...

- Wipers on, headlights on.
- Slow down and anticipate delays on roadways.
- Be cautious of standing water and maintain a safe distance from other cars.



**San Francisco Police Retweeted**  
**CHP Headquarters** @CHP\_HQ · Dec 21, 2021

Winter is here. Driving safely in #winter weather can be a challenge for even the most experienced driver. Regardless of the weather conditions, slow down. Vehicles can't stop as fast or turn as accurately on wet, snowy or icy pavement. Decreased visibility is also a possibility.



**San Francisco Police Retweeted**  
**San Francisco Department of Emergency Management** · Oct 27

- Use flashlights or glow sticks so kids can see & be seen by drivers
- Wear bright colors or reflective clothing
- Plan your route w/well-lit streets in your neighborhood
- If you feel sick, stay home & rest



## ENFORCEMENT

### Saturations & DUI Operations



**San Francisco Police** @SFPD · Oct 31

#Halloween night is upon us! Enjoying your last night @sfoutsidelands or heading to a party? Jealous.

Celebrate responsibly. Designate a sober driver. Don't drink and drive, it's not worth it.



**San Francisco Police** @SFPD · Dec 31, 2021

The only thing you don't want lit tonight is US behind YOU.

Celebrate tonight with friends and family, not law enforcement. Stay safe and be responsible, San Francisco.



**San Francisco Police** @SFPD · Sep 30, 2021

⚠️ DUI Checkpoint - TONIGHT ⚠️

Traffic Company will be conducting a sobriety checkpoint tonight at an undisclosed location within the city limits between the hours of 6 PM and 2 AM.



Drive Sober or Get Pulled Over  
Don't Drink & Drive

sanfranciscopolice.org



# ENFORCEMENT

## Stunt Driving Suppression & SFPD Traffic Safety Twitter



A screenshot of the Twitter profile for SFPDTrafficSafety. The profile picture is a blue star with 'S.F.P.D.' written on it. The header shows the name 'SFPDTrafficSafety' with a verified badge and '752 Tweets'. Below the header is a banner image of a motorcycle with the text 'sanfranciscopolice.org' and the SFPD logo. A 'Follow' button is visible. The bio reads: 'Official Twitter of the San Francisco Police Department Traffic Safety-Media Policy [sanfranciscopolice.org/policy](https://sanfranciscopolice.org/policy) Call 911 for emergencies Tweets not mon'. Location is 'San Francisco' and website is '[sanfranciscopolice.org](https://sanfranciscopolice.org)'. It also says 'Joined March 2014'.

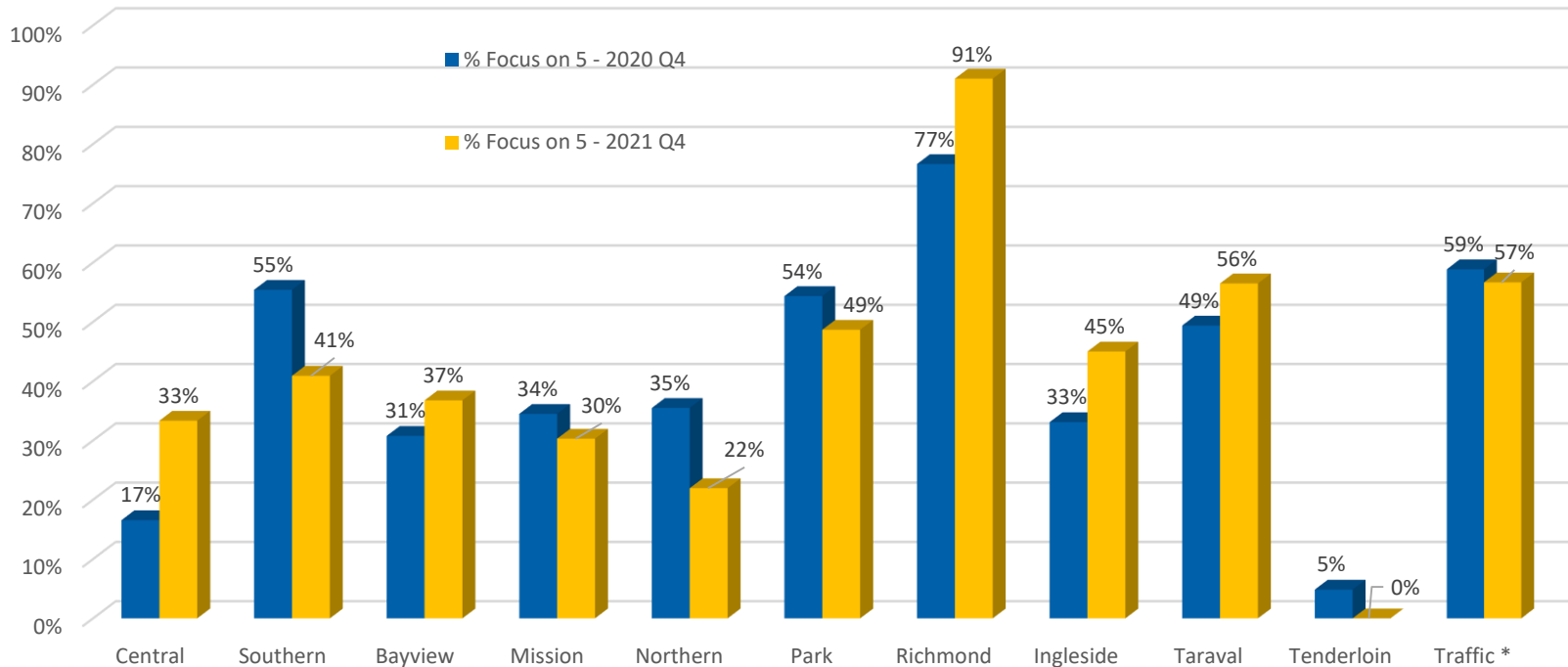


 **SFPDTrafficSafety** @SFTrafficSafety · Oct 8, 2021  
SFPD Traffic personnel and PPD dropped into Pittsburg Cal today to pay someone a visit for his participation in a reckless driving event on Sept 19, at Duboce and Guerrero and @ 6th and Harrison. We will keep this vehicle for at least 30 days. @SFPD @SFPDPerea @PittsburgPD



# TRAFFIC VIOLATIONS

Focus on 5 Percentage  
2020 4<sup>th</sup> Quarter vs. 2021 4<sup>th</sup> Quarter



\*Refers to the Traffic Company or "The Solos"

## Department Overall Percentage:

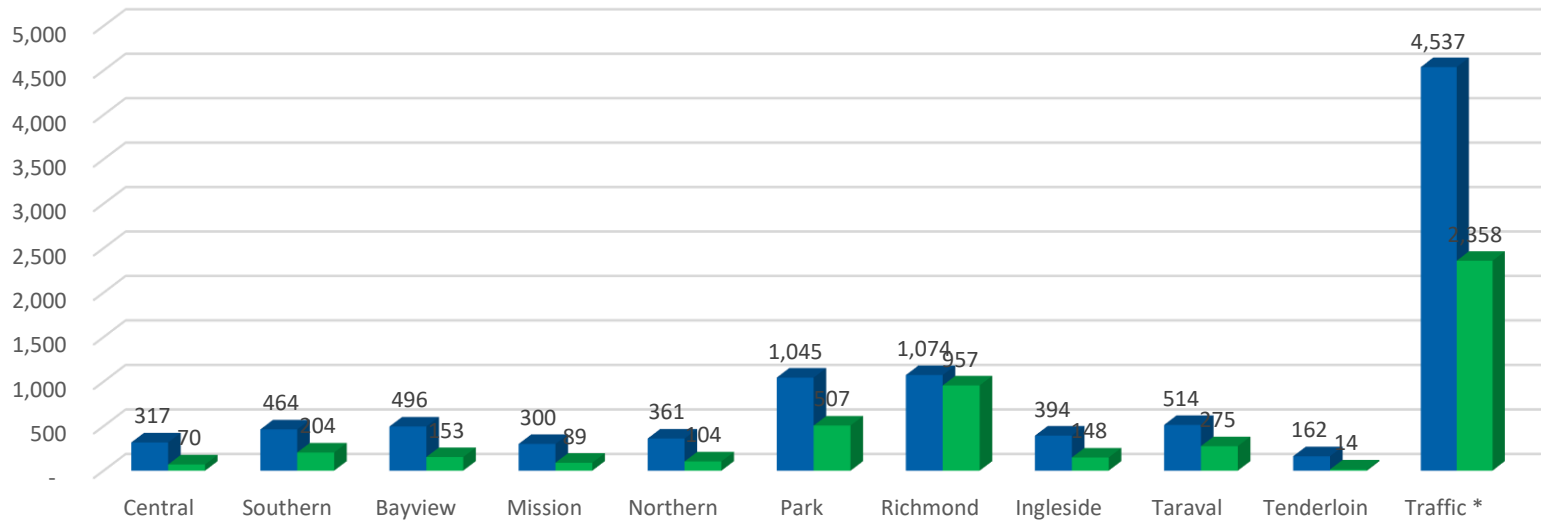
2021 Q4: 56%    2020 Q4: 49%    Overall Percentage Change: +7%

# TRAFFIC VIOLATIONS & FOCUS ON THE FIVE VIOLATIONS

January 2021 – December 2021

Department wide Violations Issuance by Unit

■ Total Traffic Violations ■ Total Focus on 5 Viols.



% of Focus on 5	22%	44%	31%	30%	29%	49%	89%	38%	54%	9%	52%
-----------------	-----	-----	-----	-----	-----	-----	-----	-----	-----	----	-----

## Department Wide Totals:

Traffic Violations: 9,664    Focus on Five Violations: 4,879 (50%)

\*\*Non-Traffic Violations: 2,243

\*Refers to the Traffic Company or "The Solos"  
 \*\*Not "CVC" and Not "MTRA"

## SF TRAFFIC FATALITIES

January 1, 2021 – December 31, 2021

Victim	Total Count	%
Pedestrian	13	42%
Motorcyclist	10	32%
Driver	4	13%
Bicyclist	2	6%
Standup		
Powered	1	3%
Device Rider		
Passenger	1	3%
<b>Grand Total</b>	<b>31</b>	<b>100%</b>

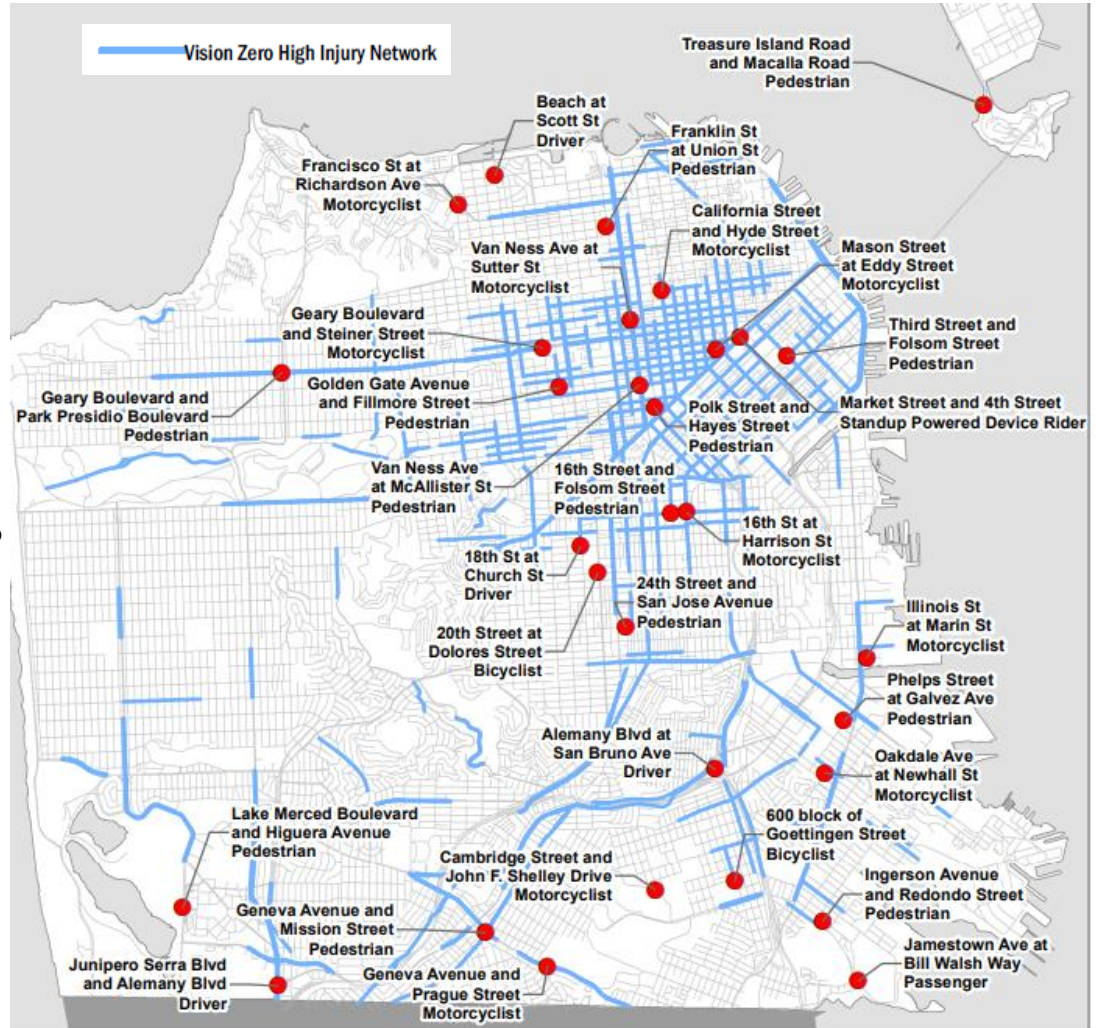
Following four collision cases are excluded from Vision Zero:

1. 18<sup>th</sup> St. & Church St.
2. Beach St. & Scott St.
3. Illinois St. & Marin St.
4. Oakdale Ave. & Newhall St.

- Two motorcyclists and two drivers suffered medical issues prior to the collision occurring.

### Vision Zero Totals: 27 victims

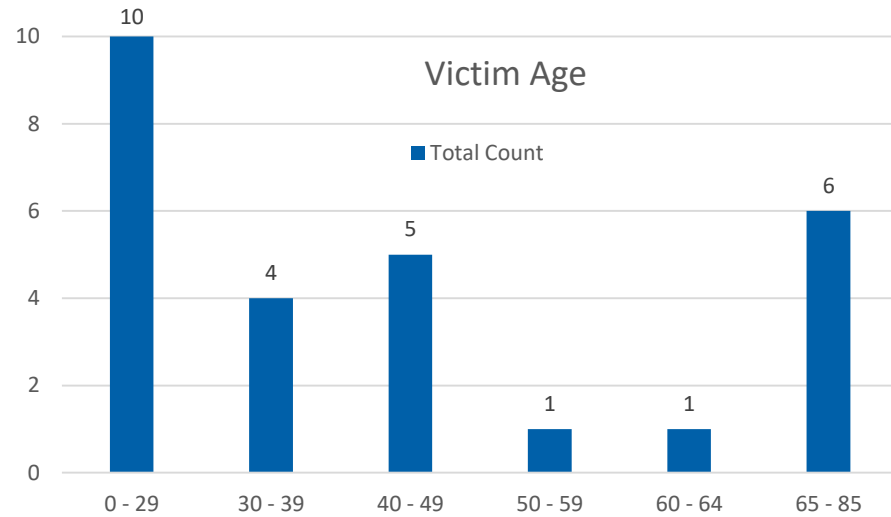
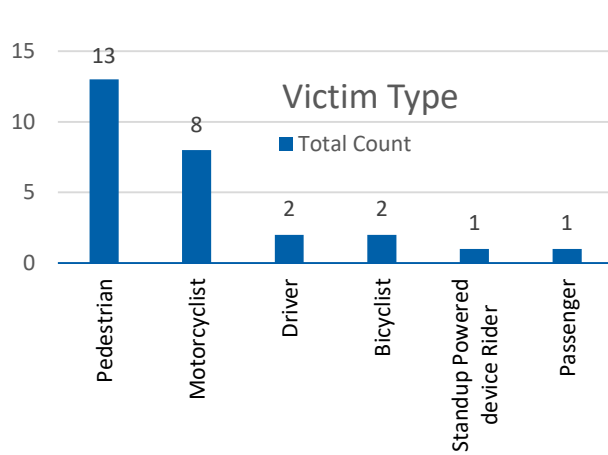
Victim	Total Count	%
Pedestrian	13	48%
Motorcyclist	8	30%
Driver	2	7%
Bicyclist	2	7%
Standup		
Powered	1	4%
Device Rider		
Passenger	1	4%
<b>Grand Total</b>	<b>27</b>	<b>100%</b>





# SF VISION ZERO TRAFFIC FATALITIES

January 1, 2021 – December 31, 2021

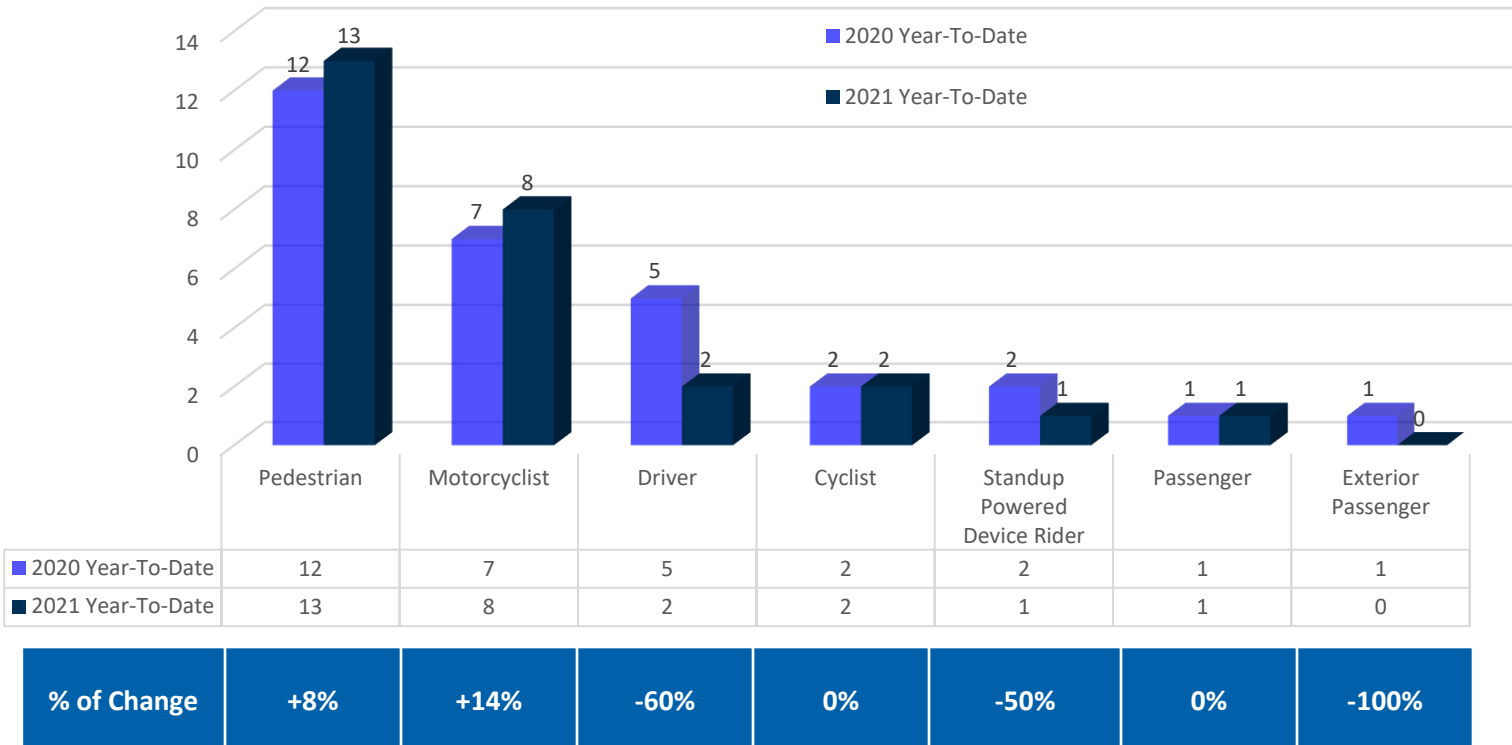


Victim	Total Count	%
Pedestrian	13	48%
Motorcyclist	8	30%
Driver	2	7%
Bicyclist	2	7%
Standup Powered device Rider	1	4%
Passenger	1	4%
<b>Total</b>	<b>27</b>	<b>100%</b>

Victim Age	Pedestrian	Motorcyclist	Driver	Bicyclist	Passenger	Standup Powered Device Rider	Grand Total	%
0 - 29	4	4			1	1	10	37%
30 - 39	2	1	1				4	15%
40 - 49		3	1	1			5	19%
50 - 59	1						1	4%
60 - 64				1			1	4%
65 - 85	6						6	22%
<b>Grand Total</b>	<b>13</b>	<b>8</b>	<b>2</b>	<b>2</b>	<b>1</b>	<b>1</b>	<b>27</b>	<b>100%</b>

# VISON ZERO TRAFFIC FATALITIES: JAN. 1 - DEC. 31

2021 vs 2020



**2021 Total: 27**

**2020 Total: 30**

**Overall Change: -10%**

## SF TRAFFIC FATALITY LOCATIONS

January 1, 2021 – December 31, 2021

Traffic Fatality Count	Vision Zero Collision	Location	Collision Type	Primary Collision Factor
1	1	24th St. and San Jose Ave.	Vehicle vs. Pedestrian	21954(a) CVC
2	2	Junipero Serra Blvd. and Alemany Blvd.	Vehicle vs. Object	22350 CVC
3	3	Lake Merced Blvd. and Higuera Ave.	Vehicle vs. Pedestrian	23152(a)/ 21453(a) CVC
4	4	Ingerson Ave. and Redondo St.	Vehicle vs. Pedestrian (skateboarder)	Other Improper Driving 7.2.13(c)(3) TC (TC= CCSF Traffic Code)
5	5	Mission St. and Geneva Ave.	Vehicle vs. Pedestrian	22100(a)/ 21950(a) CVC
6	6	656 Goettingen St.	Bicycle Collision	22350 CVC
7	7	John F. Shelley and Cambridge St.	Motorcycle vs. Object	22350 CVC
8	8	3rd St. and Folsom St.	Vehicle vs. Pedestrian	21954(a) CVC
9	No (Medical)	18th St. and Church St.	Vehicle vs. Vehicle	22350 CVC
10	9	Fillmore St. and Golden Gate Ave.	Motorcycle vs. Pedestrian	21950(b) CVC
11	10	Park Presidio and Geary Blvd.	Vehicle vs. Pedestrian	21456(c)/ 22350 CVC
12	11	Polk St. and Hayes St.	Vehicle vs. Pedestrian	21453(a)/ 22350 CVC
13	12	California St. and Hyde St.	Motorcycle vs. Vehicle	21453(a)/ 22350 CVC
14	13	16th St. and Folsom St.	Vehicle vs. Pedestrian	20001(a)
15	No (Medical)	Beach St. and Scott St.	Vehicle vs. Vehicle	22107(a)
16	14	Treasure Island Rd. and MaCalla Rd.	Vehicle vs. Pedestrian	TBD
17	15	Geneva Ave. and Prague St.	Vehicle vs. Motorcycle	22106 CVC
18	16	Geary Ave. and Steiner St.	Motorcycle vs. Object (Solo Collision)	TBD
19	17	Market St. and 4th St.	Solo "Lime Scooter"	22350 CVC
20	18	Eddy St. and Mason St.	Vehicle vs. Motorcycle	22350 CVC
21	19	Dolores St. and 20th St.	Bicycle vs. Parked Vehicle	TBD
22	20	Alemany Blvd. and San Bruno Ave.	Solo Vehicle Collision	22350 CVC
23	21	Francisco St. and Richardson Ave.	Vehicle Vs. Motorcycle	23152 CVC
24	22	McAllister St. and Van Ness Ave	Vehicle Vs. Pedestrian	21955 CVC
25	23	Gillman Playground (Jamestown)	Solo Veh Accident	22350 CVC
26	24	Harrison St. and 16th St.	Vehicle Vs. Motorcycle	21453(a) CVC
27	No (Medical)	Illinois St. and Marin St.	Solo Motorcylce Accident	TBD
28	25	Union St. and Franklin St.	Vehicle Vs Vehicle Vs Ped	21453(a) CVC
29	26	Phelps St. and Fairfax Ave.	Vehicle vs. Pedestrian	21955 CVC
30	No (Medical)	Oakdale Ave and Newhall St.	Solo Motorcycle Accident	TBD
31	27	Van Ness Ave. and Sutter St.	Solo Motorcycle Accident	TBD

## CALIFORNIA VEHICLE CODE REFERENCE

California Vehicle Code (CVC)	Description / Reference
21954(a) CVC	Pedestrian outside crosswalk
22350 CVC	Speed
23152(a) CVC	Driving under the influence of alcohol
21453(a) CVC	Red light violation by vehicle
7.2.13(c)(3) Traffic Code SF	Operate a Non-motorized user propelled vehicle in a reckless manner
22100(a) CVC	Improper right turn
21950(a) CVC	Fail to yield to pedestrian
21950(b) CVC	Pedestrian crossing without due care of safety
21456(c) CVC	Pedestrian crossing during a steady or flashing “Don’t Walk” or “Wait” or Approved “Upraised Hand” symbol)
20001(a) CVC	Driver involving accidents resulting others in injury should stop and fulfill the requirements
22107(a) CVC	Unsafe Driving
22106 CVC	Unsafe turning, stopping and backing
22100(a) CVC	Unsafe right turns
21955 CVC	Jaywalking

Thank you.

Questions?