


**City & County of San Francisco**  
London N. Breed, Mayor



**Office of the City Administrator**  
Carmen Chu, City Administrator  
Christopher Liverman, Chief Medical Examiner  
Office of the Chief Medical Examiner

October 15, 2021

The Honorable London N. Breed, Mayor  
City and County of San Francisco

The Honorable Shamann Walton, President  
Board of Supervisors

Grant Colfax, M.D., Director  
Department of Public Health

**Subject: Report on Accidental Overdose Deaths**

Dear Mayor Breed, President Walton, and Director Colfax:

The enclosed report includes preliminary data of accidental overdose deaths in the City and County of San Francisco from the recent four months of June 1, 2021, to September 30, 2021. This report satisfies the ordinance's reporting criteria. For your reference, reports of preliminary data of accidental overdose deaths from January 1, 2020, to September 30, 2021, are enclosed. The preliminary number of accidental overdose deaths in September 2021 is 58.

The reports are published by the Office of the Chief Medical Examiner (OCME), Forensic Laboratory Division, to comply with local and state reporting guidelines and further OCME's mission to provide neutral data to inform policymakers. Please note, these results are preliminary as of testing to October 13, 2021, and are subject to change as the OCME finalizes the manner and cause of each death. These reports are not intended to replace other death statistics within the City that rely on finalized death certificates.

Pertinent for accurate use of these reports is understanding the source of the data and its subsequent summarization process. Decedent demographic and case information were obtained from the OCME case management system. Additionally, specific details from investigator narratives, forensic toxicology results, and where available, preliminary autopsy findings, were utilized. Collected demographic information included race, gender, age, fixed address status, and locations of residence and death.

Due to their significance in accidental overdose deaths, the reported drugs for open cases were specific to fentanyl, heroin, medicinal opioids, methamphetamine and cocaine. Their detection in blood was captured to best determine relevance in each case. Medicinal opioid-positive cases required the presence of codeine, hydrocodone, oxycodone, morphine, hydromorphone, oxymorphone, buprenorphine, tramadol, and/or methadone. Heroin determination was more closely evaluated, requiring the presence of specific heroin markers in blood or urine, expected morphine to codeine ratios, and/or case details consistent with heroin use. Closed casework included any drug-involved accidental overdose.

Sincerely,

A handwritten signature in blue ink, appearing to read "Luke N. Rodda".

Luke N. Rodda, Ph.D. MRACI CChem  
Chief Forensic Toxicologist and Director, Forensic Laboratory Division

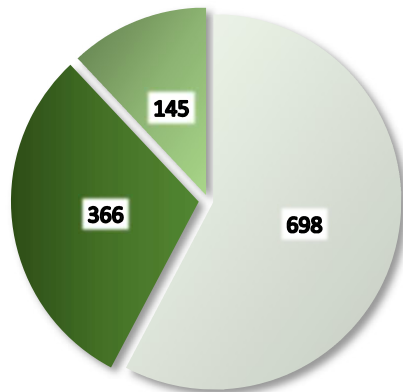
cc: Office of the City Administrator  
enclosures: Preliminary Accidental Drug Overdose Data Reports for January 2021 through September 2021  
Preliminary Accidental Drug Overdose Data Reports for January 2020 through December 2020

**Preliminary Accidental Drug Overdose Data Reports for  
January 2021 through September 2021**



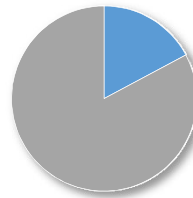
Preliminary Accidental Drug Overdose Data Report  
as of October 13, 2021

# JAN-SEP 2021



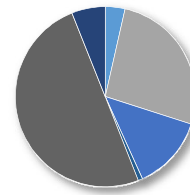
57.73% Other Causes  
30.27% Acc. Overdoses Open  
11.99% Acc. Overdoses Closed

Gender



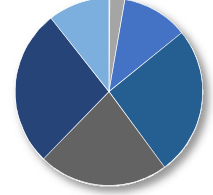
17% Female  
83% Male

Race



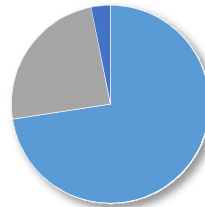
4% Asian  
26% Black  
13% Latinx  
1% Native American  
50% White  
6% Other/Unknown

Age



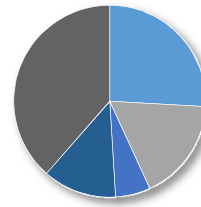
0% <15  
3% 15-24  
11% 25-34  
26% 35-44  
22% 45-54  
27% 55-64  
11% >=65

Fixed Address



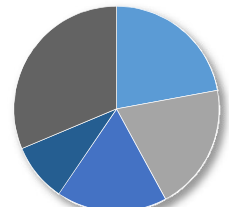
73% Yes (see residence)  
24% No  
3% Unknown

Residence



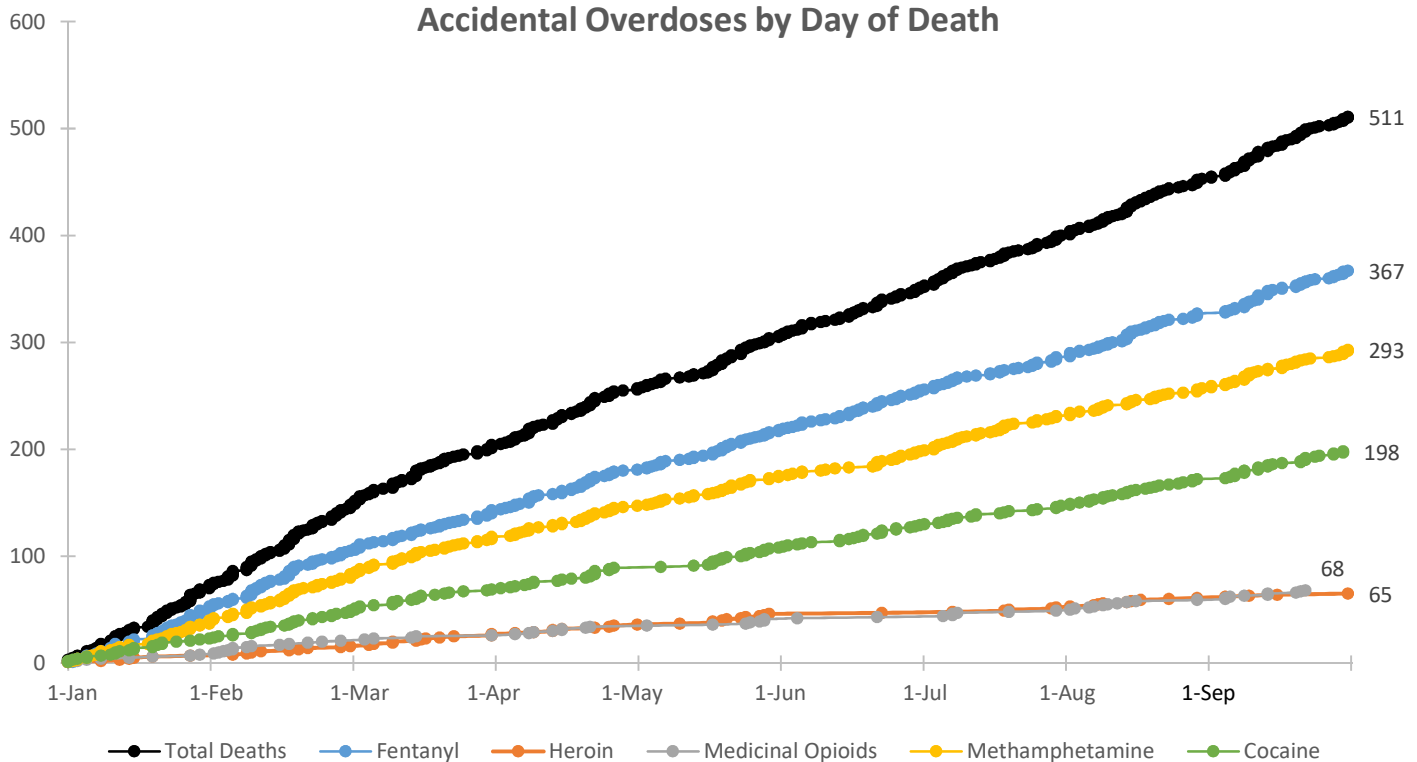
26% Tenderloin (94102)  
17% SOMA (94103)  
6% Inner Mission (94110)  
12% Nob Hill (94109)  
39% Others

Location of Death



22% Tenderloin (94102)  
20% SOMA (94103)  
17% Nob Hill (94109)  
9% Inner Mission (94110)  
31% Others

## Accidental Overdoses by Day of Death



"Acc. Overdoses Open" cases do not have a final cause and manner of death classification; "Acc. Overdoses Closed" cases have a final cause and manner of death classification.

"No fixed address" denotes community members who may be experiencing homelessness.

"Residence" denotes address where decedent lived; "Location of Death" denotes the location where death was declared. For "Residence" and "Location of Death", the 4 most affected neighborhoods are represented, the "Others" category refers to all other zip codes within the City and County of San Francisco and any of out county residences.

"Gender" refers to gender at time of death.

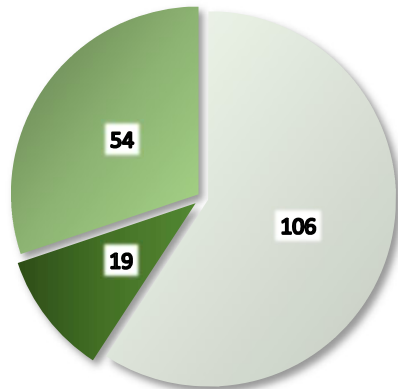
"Total Deaths" denotes Accidental Overdoses where one or more drugs contribute to the cause of death; however, every point for each drug series is inclusive, but not necessarily exclusive, of that drug. "Total deaths" represents all accidental overdoses including ones for drugs not specified above.

PLEASE NOTE THIS DATA IS PRELIMINARY INFORMATION AND SUSCEPTIBLE TO CHANGE



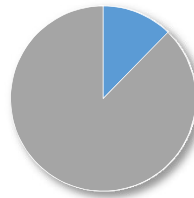
Preliminary Accidental Drug Overdose Data Report  
as of October 13, 2021

# JANUARY 2021



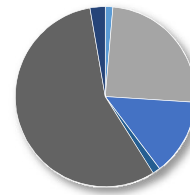
59.22% Other Causes  
10.61% Acc. Overdoses Open  
30.17% Acc. Overdoses Closed

Gender



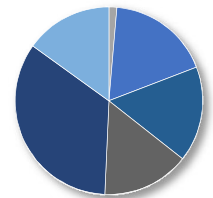
12% Female  
88% Male

Race



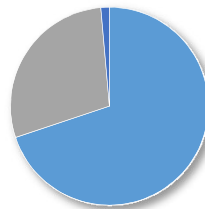
1% Asian  
25% Black  
14% Latinx  
1% Native American  
56% White  
3% Other/Unknown

Age



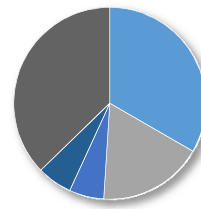
0% <15  
18% 25-34  
15% 45-54  
15% >=65  
1% 15-24  
16% 35-44  
34% 55-64

Fixed Address



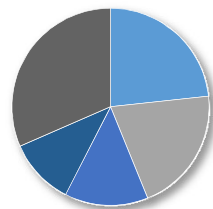
70% Yes (see residence)  
29% No  
1% Unknown

Residence



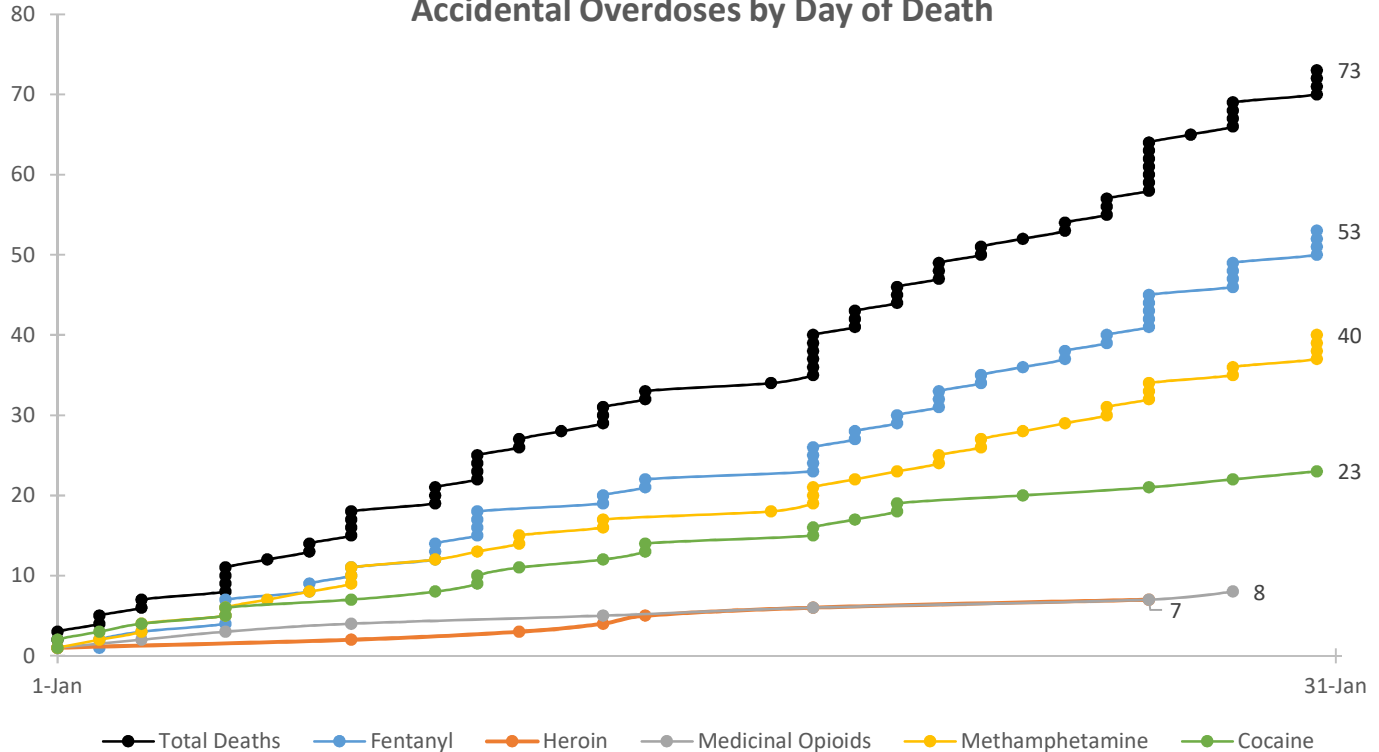
33% Tenderloin (94102)  
18% SOMA (94103)  
6% Inner Mission (94110)  
6% Nob Hill (94109)  
37% Others

Location of Death



23% Tenderloin (94102)  
21% SOMA (94103)  
14% Nob Hill (94109)  
11% Inner Mission (94110)  
32% Others

## Accidental Overdoses by Day of Death



"Acc. Overdoses Open" cases do not have a final cause and manner of death classification; "Acc. Overdoses Closed" cases have a final cause and manner of death classification.

"No fixed address" denotes community members who may be experiencing homelessness.

"Residence" denotes address where decedent lived; "Location of Death" denotes the location where death was declared. For "Residence" and "Location of Death", the 4 most affected neighborhoods are represented, the "Others" category refers to all other zip codes within the City and County of San Francisco and any of out county residences.

"Gender" refers to gender at time of death.

"Total Deaths" denotes Accidental Overdoses where one or more drugs contribute to the cause of death; however, every point for each drug series is inclusive, but not necessarily exclusive, of that drug. "Total deaths" represents all accidental overdoses including ones for drugs not specified above.

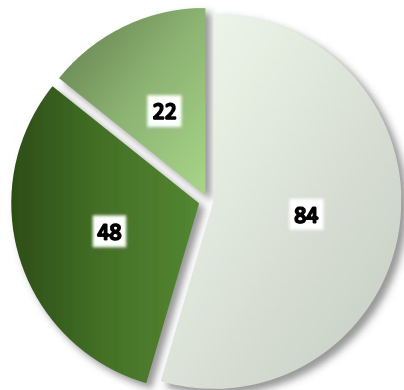
PLEASE NOTE THIS DATA IS PRELIMINARY INFORMATION AND SUSCEPTIBLE TO CHANGE





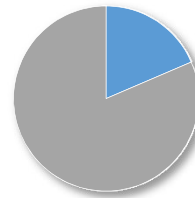
Preliminary Accidental Drug Overdose Data Report  
as of October 13, 2021

# FEBRUARY 2021



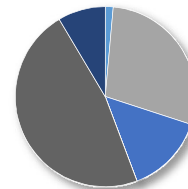
54.55% Other Causes  
31.17% Acc. Overdoses Open  
14.29% Acc. Overdoses Closed

Gender



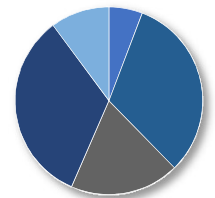
19% Female  
81% Male

Race



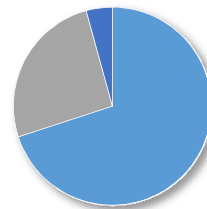
1% Asian  
29% Black  
14% Latinx  
0% Native American  
47% White  
9% Other/Unknown

Age



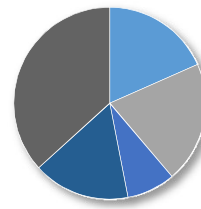
0% <15  
6% 15-24  
31% 25-34  
19% 35-44  
10% 45-54  
6% >=65

Fixed Address



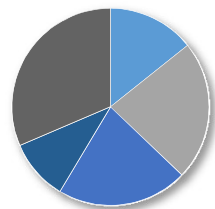
70% Yes (see residence)  
26% No  
4% Unknown

Residence



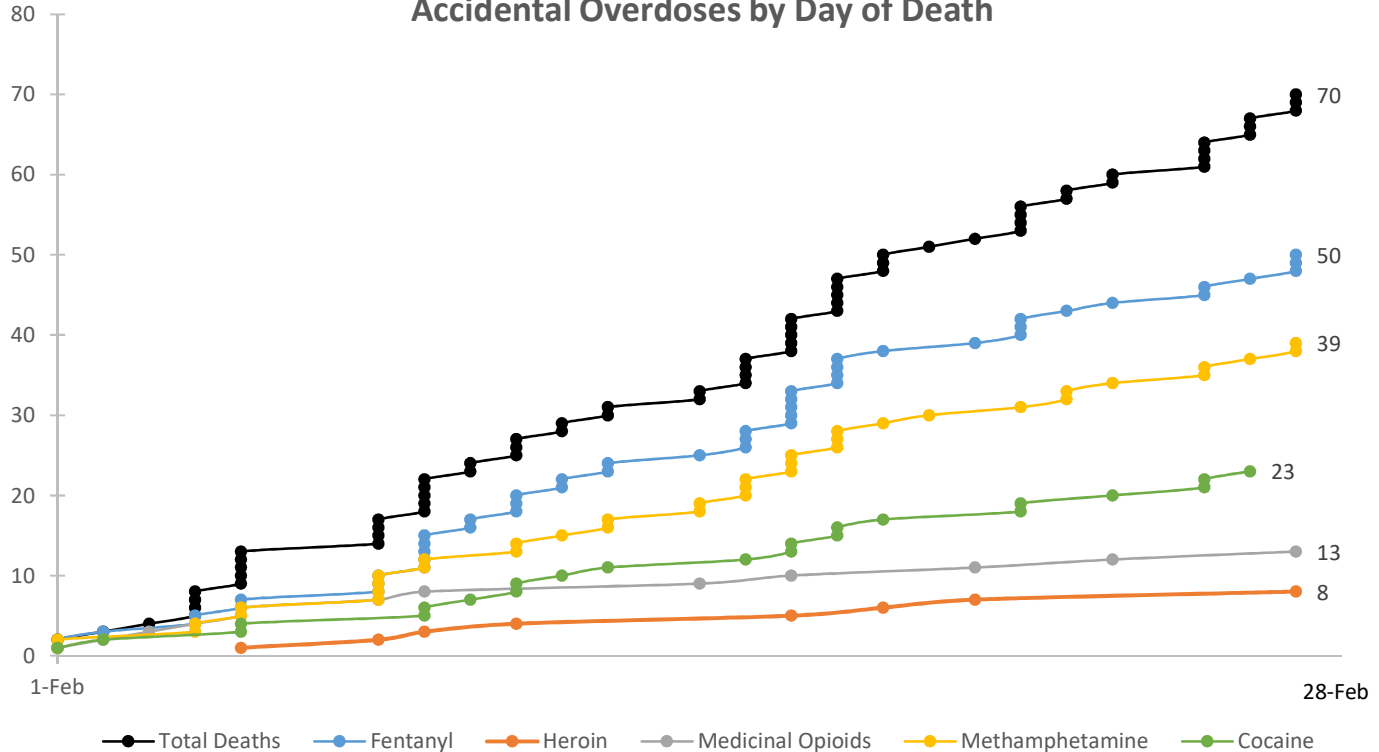
18% Tenderloin (94102)  
20% SOMA (94103)  
8% Inner Mission (94110)  
16% Nob Hill (94109)  
37% Others

Location of Death



14% Tenderloin (94102)  
23% SOMA (94103)  
21% Nob Hill (94109)  
10% Inner Mission (94110)  
31% Others

Accidental Overdoses by Day of Death



"Acc. Overdoses Open" cases do not have a final cause and manner of death classification; "Acc. Overdoses Closed" cases have a final cause and manner of death classification.

"No fixed address" denotes community members who may be experiencing homelessness.

"Residence" denotes address where decedent lived; "Location of Death" denotes the location where death was declared. For "Residence" and "Location of Death", the 4 most affected neighborhoods are represented, the "Others" category refers to all other zip codes within the City and County of San Francisco and any of out county residences.

"Gender" refers to gender at time of death.

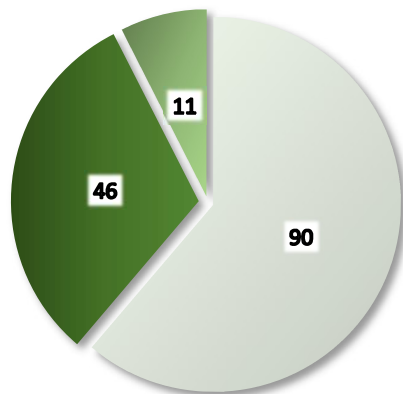
"Total Deaths" denotes Accidental Overdoses where one or more drugs contribute to the cause of death; however, every point for each drug series is inclusive, but not necessarily exclusive, of that drug. "Total deaths" represents all accidental overdoses including ones for drugs not specified above.

PLEASE NOTE THIS DATA IS PRELIMINARY INFORMATION AND SUSCEPTIBLE TO CHANGE



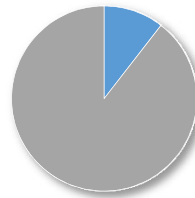
Preliminary Accidental Drug Overdose Data Report  
as of October 13, 2021

# MARCH 2021



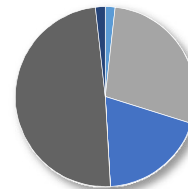
61.22% Other Causes  
31.29% Acc. Overdoses Open  
7.48% Acc. Overdoses Closed

Gender



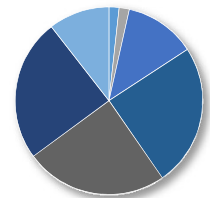
11% Female  
89% Male

Race



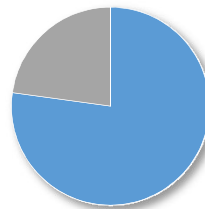
2% Asian  
28% Black  
19% Latinx  
0% Native American  
49% White  
2% Other/Unknown

Age



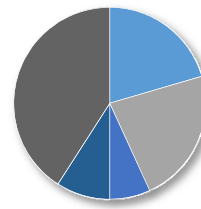
2% <15  
12% 15-24  
25% 25-34  
25% 35-44  
25% 45-54  
11% >=65

Fixed Address



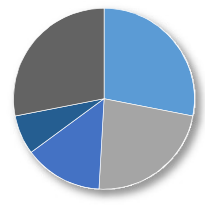
77% Yes (see residence)  
23% No  
0% Unknown

Residence



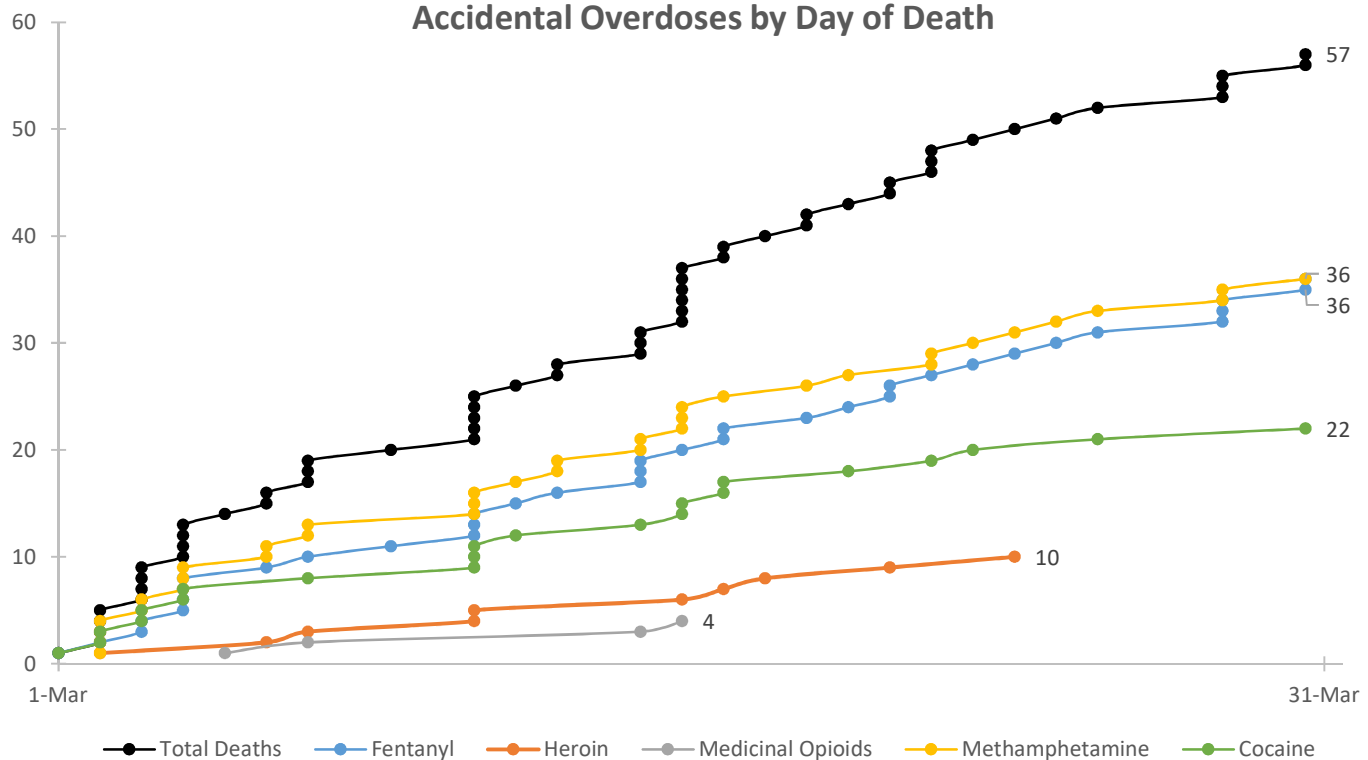
20% Tenderloin (94102)  
23% SOMA (94103)  
7% Inner Mission (94110)  
9% Nob Hill (94109)  
41% Others

Location of Death



28% Tenderloin (94102)  
23% SOMA (94103)  
14% Nob Hill (94109)  
7% Inner Mission (94110)  
28% Others

## Accidental Overdoses by Day of Death



"Acc. Overdoses Open" cases do not have a final cause and manner of death classification; "Acc. Overdoses Closed" cases have a final cause and manner of death classification.

"No fixed address" denotes community members who may be experiencing homelessness.

"Residence" denotes address where decedent lived; "Location of Death" denotes the location where death was declared. For "Residence" and "Location of Death", the 4 most affected neighborhoods are represented, the "Others" category refers to all other zip codes within the City and County of San Francisco and any of out county residences.

"Gender" refers to gender at time of death.

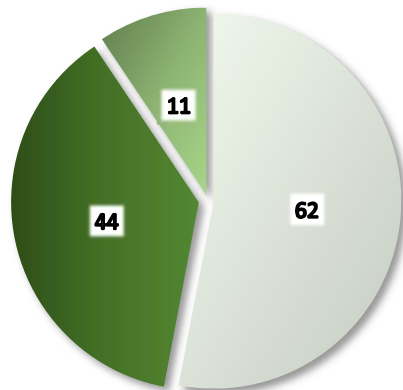
"Total Deaths" denotes Accidental Overdoses where one or more drugs contribute to the cause of death; however, every point for each drug series is inclusive, but not necessarily exclusive, of that drug. "Total deaths" represents all accidental overdoses including ones for drugs not specified above.

PLEASE NOTE THIS DATA IS PRELIMINARY INFORMATION AND SUSCEPTIBLE TO CHANGE



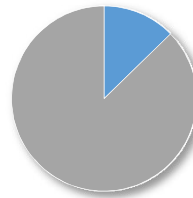
Preliminary Accidental Drug Overdose Data Report  
as of October 13, 2021

# APRIL 2021



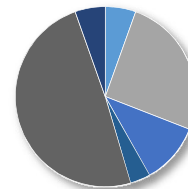
52.99% Other Causes  
37.61% Acc. Overdoses Open  
9.40% Acc. Overdoses Closed

Gender



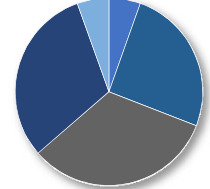
13% Female  
87% Male

Race



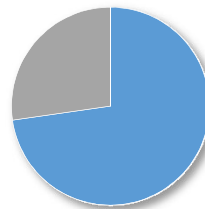
5% Asian  
25% Black  
11% Latinx  
4% Native American  
49% White  
5% Other/Unknown

Age



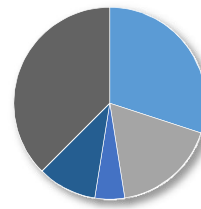
0% <15  
5% 25-34  
33% 45-54  
5% >=65  
0% 15-24  
25% 35-44  
31% 55-64

Fixed Address



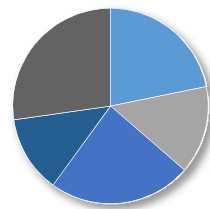
73% Yes (see residence)  
27% No  
0% Unknown

Residence



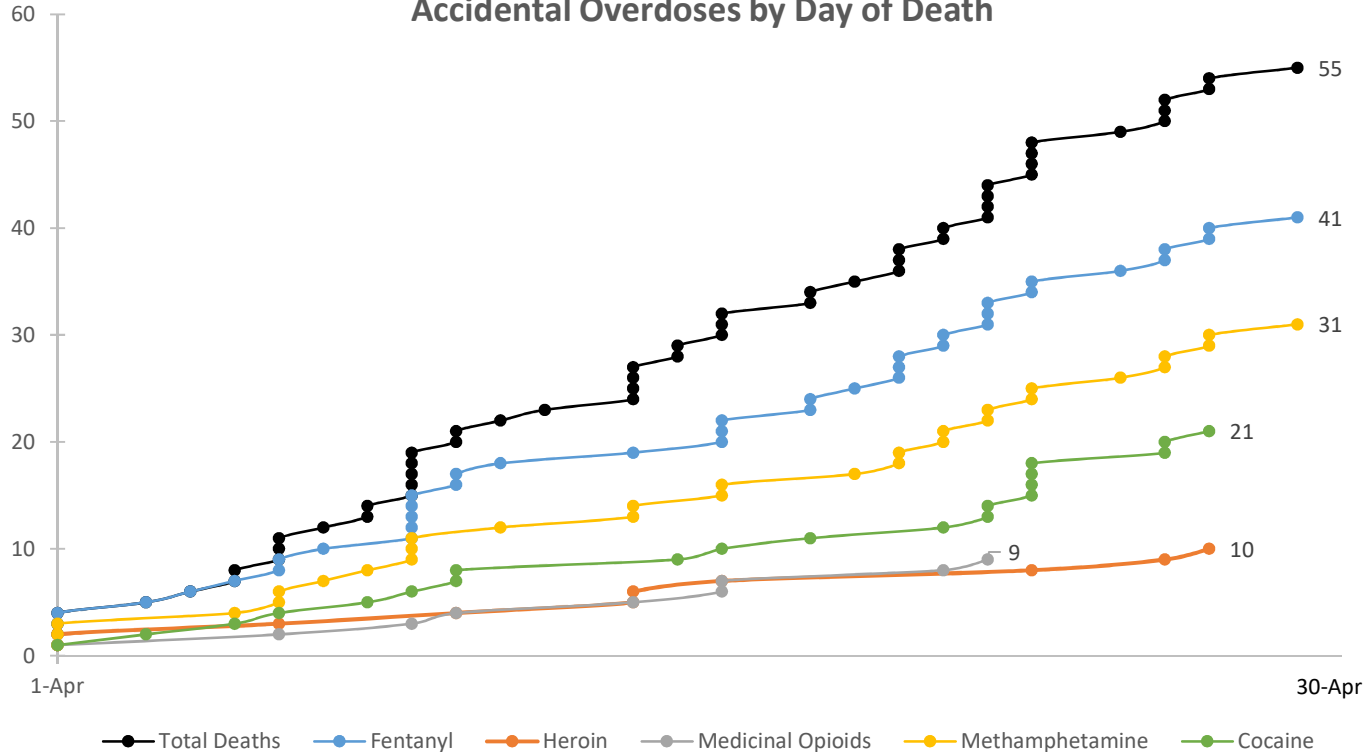
30% Tenderloin (94102)  
18% SOMA (94103)  
5% Outer Richmond (94121)  
10% Nob Hill (94109)  
38% Others

Location of Death



22% Tenderloin (94102)  
15% SOMA (94103)  
24% Nob Hill (94109)  
13% Inner Mission (94110)  
27% Others

## Accidental Overdoses by Day of Death



"Acc. Overdoses Open" cases do not have a final cause and manner of death classification; "Acc. Overdoses Closed" cases have a final cause and manner of death classification.

"No fixed address" denotes community members who may be experiencing homelessness.

"Residence" denotes address where decedent lived; "Location of Death" denotes the location where death was declared. For "Residence" and "Location of Death", the 4 most affected neighborhoods are represented, the "Others" category refers to all other zip codes within the City and County of San Francisco and any of out county residences.

"Gender" refers to gender at time of death.

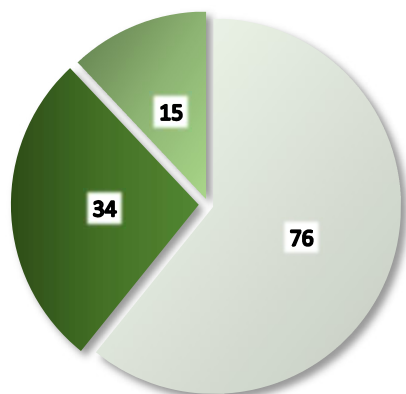
"Total Deaths" denotes Accidental Overdoses where one or more drugs contribute to the cause of death; however, every point for each drug series is inclusive, but not necessarily exclusive, of that drug. "Total deaths" represents all accidental overdoses including ones for drugs not specified above.

PLEASE NOTE THIS DATA IS PRELIMINARY INFORMATION AND SUSCEPTIBLE TO CHANGE



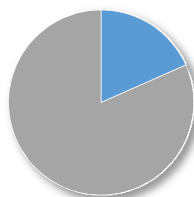
Preliminary Accidental Drug Overdose Data Report  
as of October 13, 2021

# MAY 2021



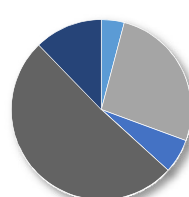
60.80% Other Causes  
27.20% Acc. Overdoses Open  
12.00% Acc. Overdoses Closed

Gender



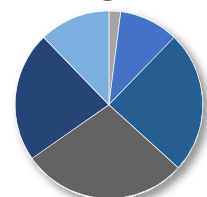
18% Female  
82% Male

Race



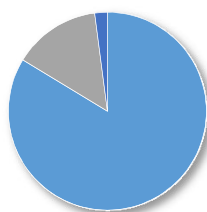
4% Asian  
27% Black  
6% Latinx  
0% Native American  
51% White  
12% Other/Unknown

Age



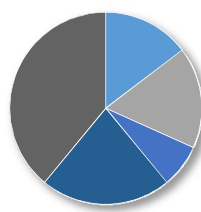
0% <15  
10% 25-34  
29% 45-54  
12% >=65  
2% 15-24  
24% 35-44  
22% 55-64

Fixed Address



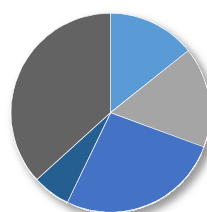
84% Yes (see residence)  
14% No  
2% Unknown

Residence



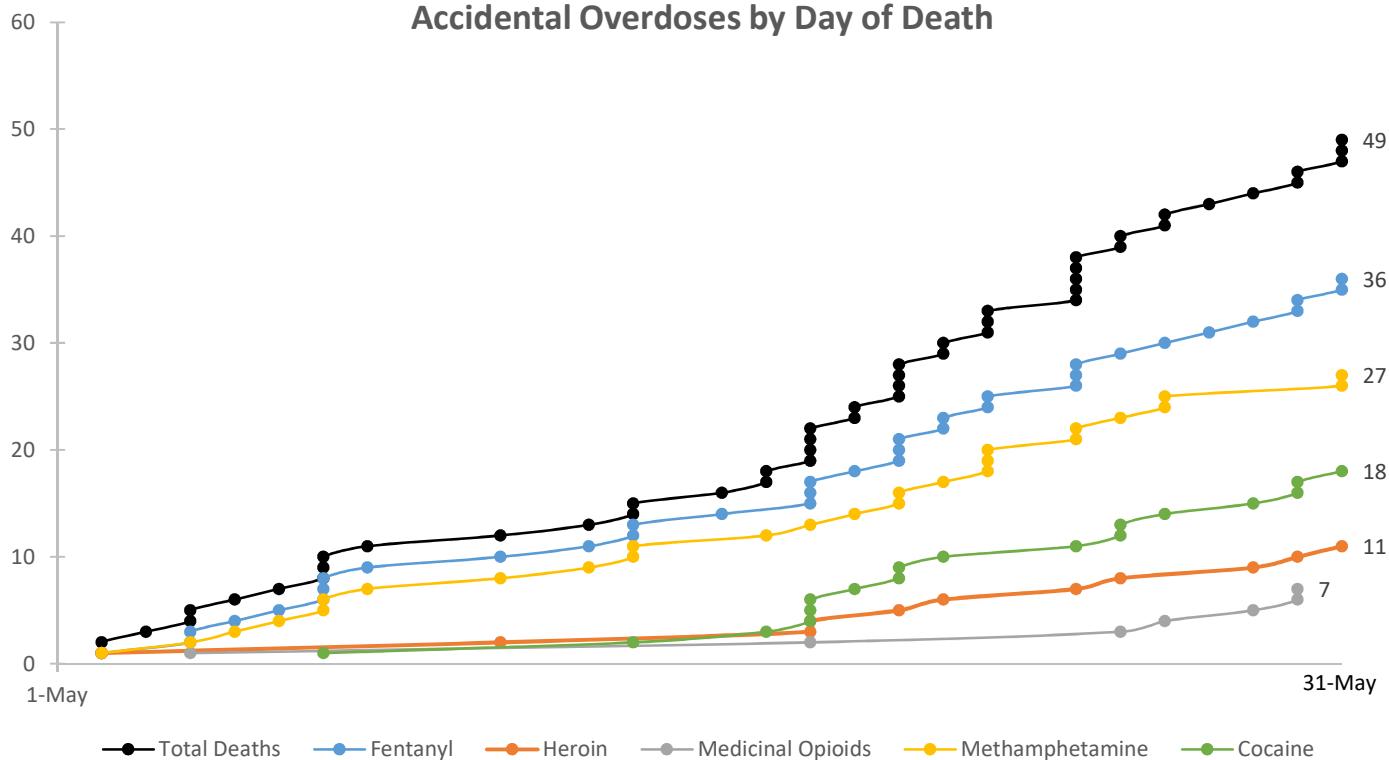
15% Tenderloin (94102)  
17% SOMA (94103)  
7% Visitacion Valley (94134)  
22% Nob Hill (94109)  
39% Others

Location of Death



14% Tenderloin (94102)  
16% SOMA (94103)  
27% Nob Hill (94109)  
6% Visitacion Valley (94134)  
37% Others

## Accidental Overdoses by Day of Death



"Acc. Overdoses Open" cases do not have a final cause and manner of death classification; "Acc. Overdoses Closed" cases have a final cause and manner of death classification.

"No fixed address" denotes community members who may be experiencing homelessness.

"Residence" denotes address where decedent lived; "Location of Death" denotes the location where death was declared. For "Residence" and "Location of Death", the 4 most affected neighborhoods are represented, the "Others" category refers to all other zip codes within the City and County of San Francisco and any of out county residences.

"Gender" refers to gender at time of death.

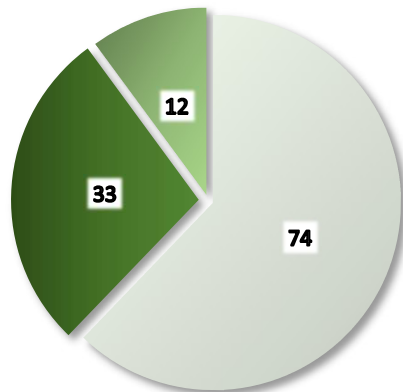
"Total Deaths" denotes Accidental Overdoses where one or more drugs contribute to the cause of death; however, every point for each drug series is inclusive, but not necessarily exclusive, of that drug. "Total deaths" represents all accidental overdoses including ones for drugs not specified above.

PLEASE NOTE THIS DATA IS PRELIMINARY INFORMATION AND SUSCEPTIBLE TO CHANGE



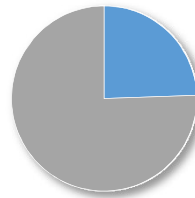
Preliminary Accidental Drug Overdose Data Report  
as of October 13, 2021

# JUNE 2021



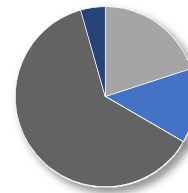
62.18% Other Causes  
27.73% Acc. Overdoses Open  
10.08% Acc. Overdoses Closed

Gender



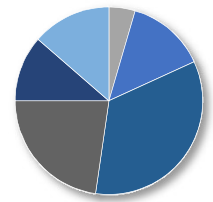
24% Female  
76% Male

Race



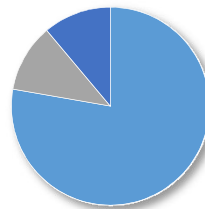
0% Asian  
20% Black  
13% Latinx  
0% Native American  
62% White  
4% Other/Unknown

Age



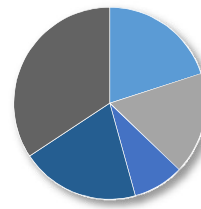
0% <15  
13% 25-34  
22% 45-54  
13% >=65  
4% 15-24  
33% 35-44

Fixed Address



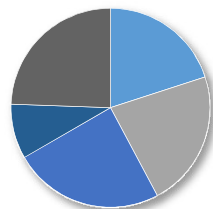
78% Yes (see residence)  
11% No  
11% Unknown

Residence



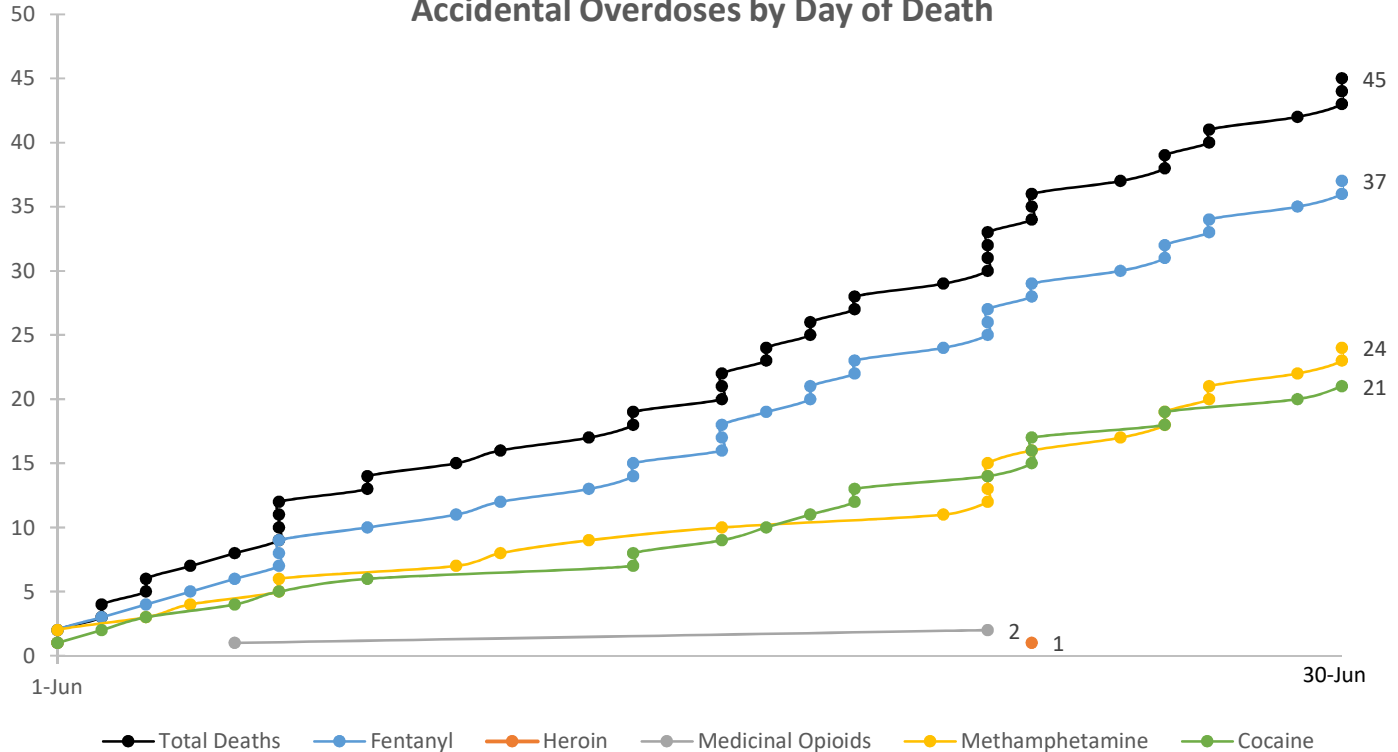
20% Tenderloin (94102)  
17% SOMA (94103)  
9% Haight-Ashbury (94117)  
20% Nob Hill (94109)  
34% Others

Location of Death



20% Tenderloin (94102)  
22% SOMA (94103)  
24% Nob Hill (94109)  
9% Castro/Noe Valley (94114)  
24% Others

## Accidental Overdoses by Day of Death



"Acc. Overdoses Open" cases do not have a final cause and manner of death classification; "Acc. Overdoses Closed" cases have a final cause and manner of death classification.

"No fixed address" denotes community members who may be experiencing homelessness.

"Residence" denotes address where decedent lived; "Location of Death" denotes the location where death was declared. For "Residence" and "Location of Death", the 4 most affected neighborhoods are represented, the "Others" category refers to all other zip codes within the City and County of San Francisco and any of out county residences.

"Gender" refers to gender at time of death.

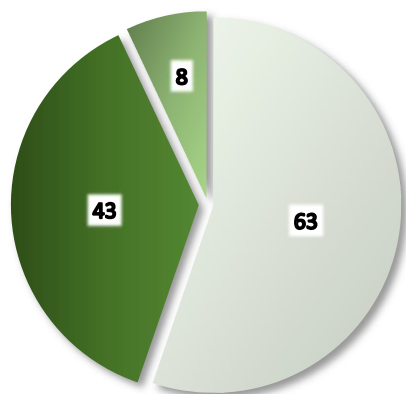
"Total Deaths" denotes Accidental Overdoses where one or more drugs contribute to the cause of death; however, every point for each drug series is inclusive, but not necessarily exclusive, of that drug. "Total deaths" represents all accidental overdoses including ones for drugs not specified above.

PLEASE NOTE THIS DATA IS PRELIMINARY INFORMATION AND SUSCEPTIBLE TO CHANGE



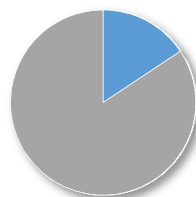
Preliminary Accidental Drug Overdose Data Report  
as of October 13, 2021

# JULY 2021



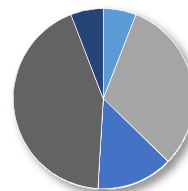
55.26% Other Causes  
37.72% Acc. Overdoses Open  
7.02% Acc. Overdoses Closed

Gender



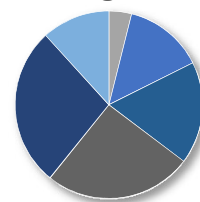
16% Female  
84% Male

Race



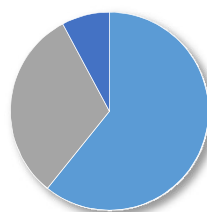
6% Asian  
31% Black  
14% Latinx  
0% Native American  
43% White  
6% Other/Unknown

Age



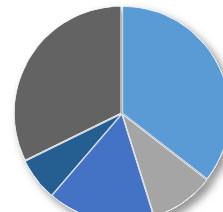
0% <15  
4% 15-24  
14% 25-34  
18% 35-44  
25% 45-54  
27% 55-64  
12% >=65

Fixed Address



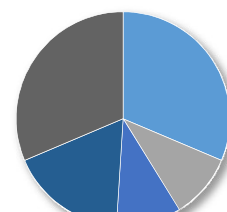
61% Yes (see residence)  
31% No  
8% Unknown

Residence



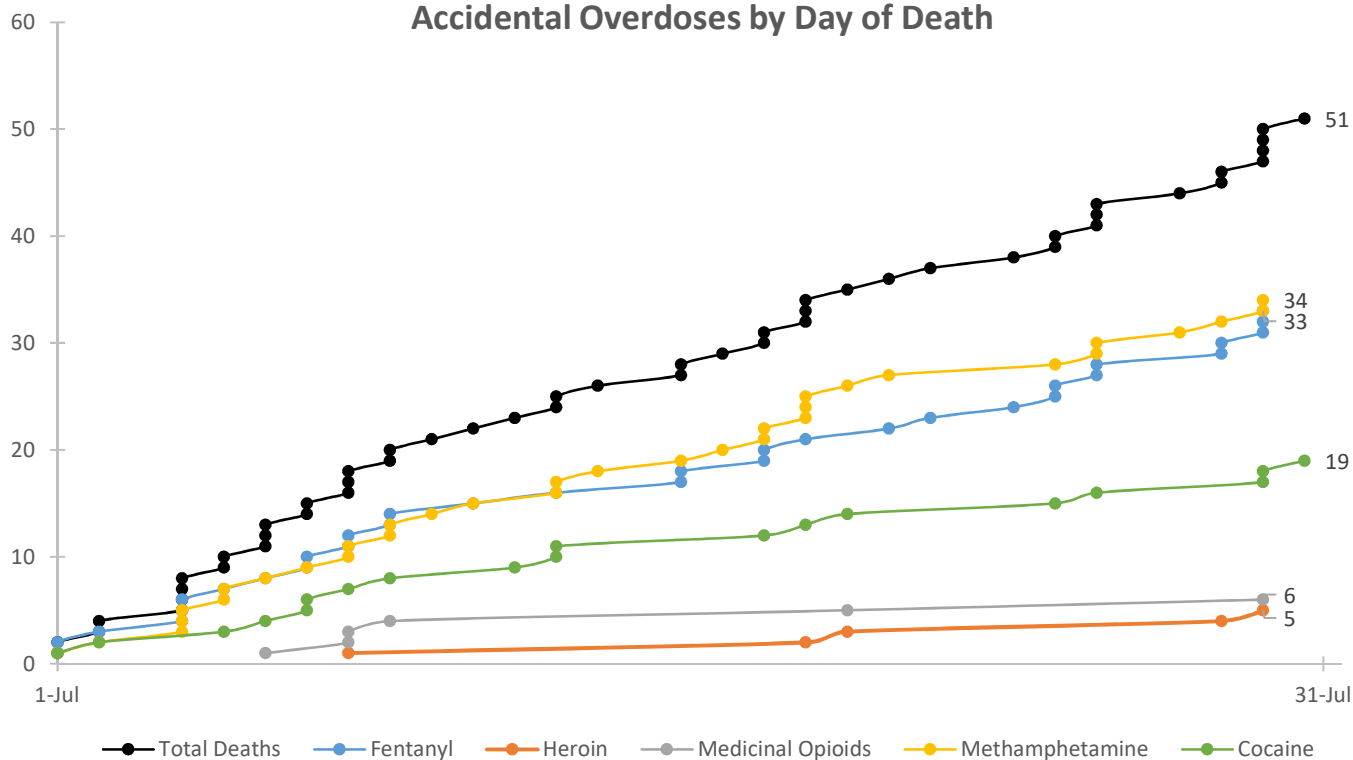
35% Tenderloin (94102)  
10% Japantown (94115)  
16% Inner Mission (94110)  
6% Nob Hill (94109)  
32% Others

Location of Death



31% Tenderloin (94102)  
10% Inner Mission (94110)  
10% Nob Hill (94109)  
18% SOMA (94103)  
31% Others

## Accidental Overdoses by Day of Death



"Acc. Overdoses Open" cases do not have a final cause and manner of death classification; "Acc. Overdoses Closed" cases have a final cause and manner of death classification.

"No fixed address" denotes community members who may be experiencing homelessness.

"Residence" denotes address where decedent lived; "Location of Death" denotes the location where death was declared. For "Residence" and "Location of Death", the 4 most affected neighborhoods are represented, the "Others" category refers to all other zip codes within the City and County of San Francisco and any of out county residences.

"Gender" refers to gender at time of death.

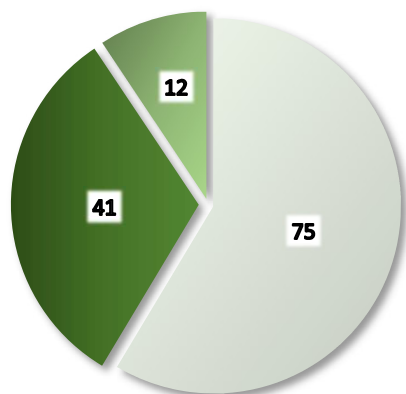
"Total Deaths" denotes Accidental Overdoses where one or more drugs contribute to the cause of death; however, every point for each drug series is inclusive, but not necessarily exclusive, of that drug. "Total deaths" represents all accidental overdoses including ones for drugs not specified above.

PLEASE NOTE THIS DATA IS PRELIMINARY INFORMATION AND SUSCEPTIBLE TO CHANGE



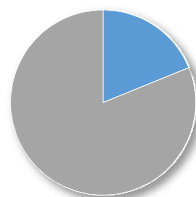
Preliminary Accidental Drug Overdose Data Report  
as of October 13, 2021

# AUGUST 2021



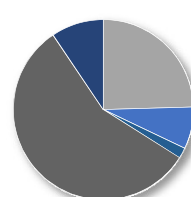
58.59% Other Causes  
32.03% Acc. Overdoses Open  
9.38% Acc. Overdoses Closed

Gender



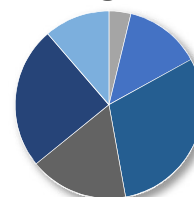
19% Female  
81% Male

Race



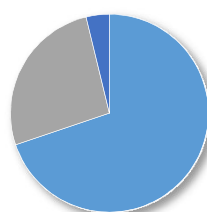
0% Asian  
25% Black  
8% Latinx  
2% Native American  
57% White  
9% Other/Unknown

Age



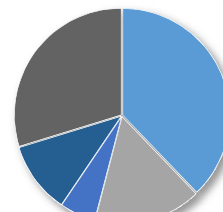
0% <15  
13% 25-34  
17% 45-54  
11% >=65  
30% 35-44  
25% 55-64

Fixed Address



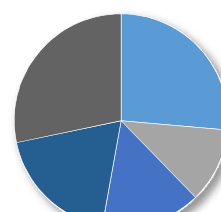
70% Yes (see residence)  
26% No  
4% Unknown

Residence



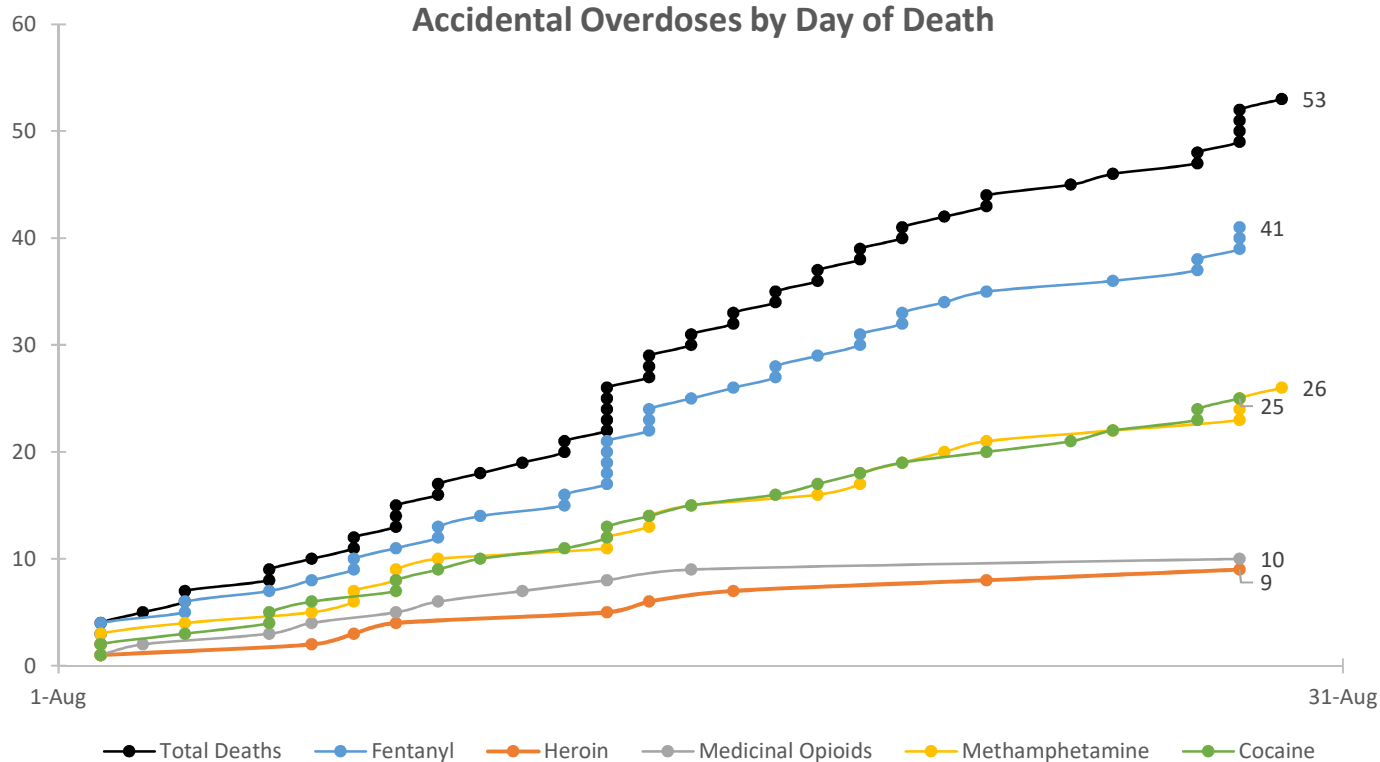
38% Tenderloin (94102)  
16% SOMA (94103)  
5% Inner Mission (94110)  
11% Nob Hill (94109)  
30% Others

Location of Death



26% Tenderloin (94102)  
11% Inner Mission (94110)  
15% Nob Hill (94109)  
19% SOMA (94103)  
28% Others

## Accidental Overdoses by Day of Death



"Acc. Overdoses Open" cases do not have a final cause and manner of death classification; "Acc. Overdoses Closed" cases have a final cause and manner of death classification.

"No fixed address" denotes community members who may be experiencing homelessness.

"Residence" denotes address where decedent lived; "Location of Death" denotes the location where death was declared. For "Residence" and "Location of Death", the 4 most affected neighborhoods are represented, the "Others" category refers to all other zip codes within the City and County of San Francisco and any of out county residences.

"Gender" refers to gender at time of death.

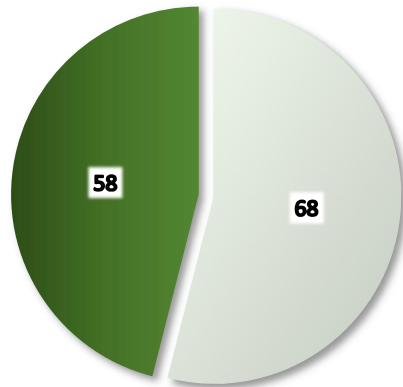
"Total Deaths" denotes Accidental Overdoses where one or more drugs contribute to the cause of death; however, every point for each drug series is inclusive, but not necessarily exclusive, of that drug. "Total deaths" represents all accidental overdoses including ones for drugs not specified above.

PLEASE NOTE THIS DATA IS PRELIMINARY INFORMATION AND SUSCEPTIBLE TO CHANGE



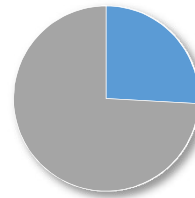
Preliminary Accidental Drug Overdose Data Report  
as of October 13, 2021

# SEPTEMBER 2021



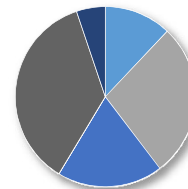
53.97% Other Causes  
46.03% Acc. Overdoses Open  
0.00% Acc. Overdoses Closed

Gender



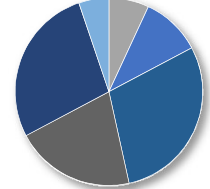
26% Female  
74% Male

Race



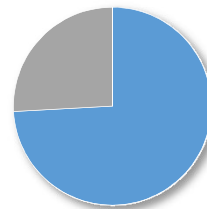
12% Asian  
28% Black  
19% Latinx  
0% Native American  
36% White  
5% Other/Unknown

Age



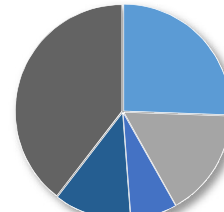
0% <15  
10% 15-24  
21% 25-34  
5% 35-44  
29% 45-54  
28% 55-64  
5% >=65

Fixed Address



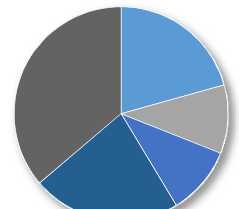
74% Yes (see residence)  
26% No  
0% Unknown

Residence



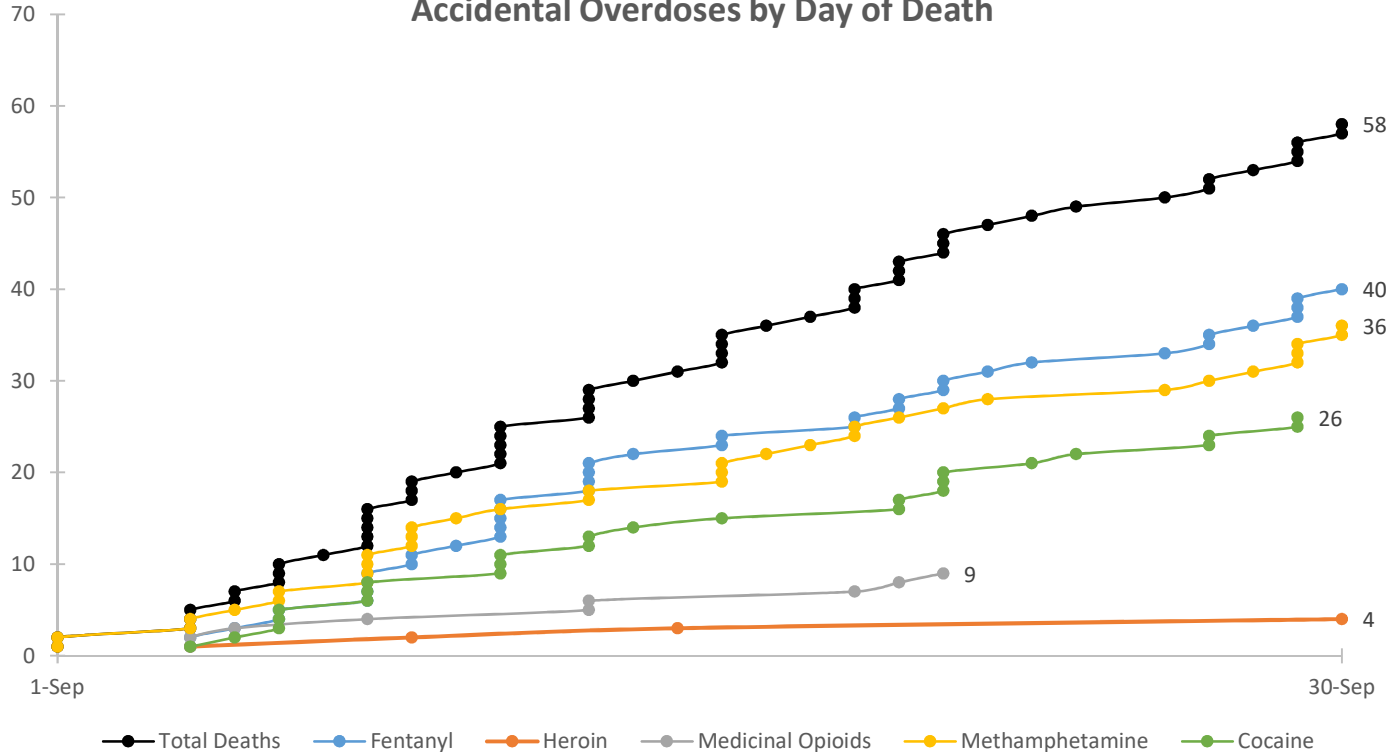
26% Tenderloin (94102)  
16% SOMA (94103)  
7% Hunters Point (94124)  
12% Nob Hill (94109)  
40% Others

Location of Death



21% Tenderloin (94102)  
10% Inner Mission (94110)  
10% Nob Hill (94109)  
22% SOMA (94103)  
36% Others

Accidental Overdoses by Day of Death



"Acc. Overdoses Open" cases do not have a final cause and manner of death classification; "Acc. Overdoses Closed" cases have a final cause and manner of death classification.

"No fixed address" denotes community members who may be experiencing homelessness.

"Residence" denotes address where decedent lived; "Location of Death" denotes the location where death was declared. For "Residence" and "Location of Death", the 4 most affected neighborhoods are represented, the "Others" category refers to all other zip codes within the City and County of San Francisco and any of out county residences.

"Gender" refers to gender at time of death.

"Total Deaths" denotes Accidental Overdoses where one or more drugs contribute to the cause of death; however, every point for each drug series is inclusive, but not necessarily exclusive, of that drug. "Total deaths" represents all accidental overdoses including ones for drugs not specified above.

PLEASE NOTE THIS DATA IS PRELIMINARY INFORMATION AND SUSCEPTIBLE TO CHANGE

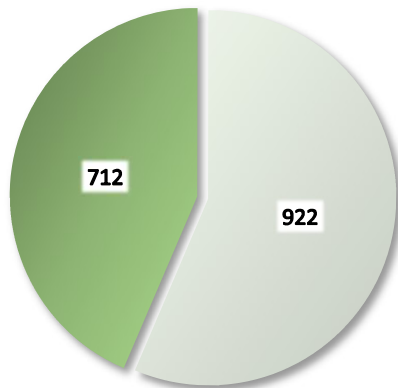


**Preliminary Accidental Drug Overdose Data Reports for  
January 2020 through December 2020**



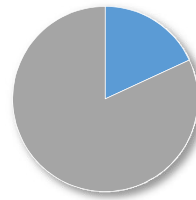
Preliminary Accidental Drug Overdose Data Report  
as of October 13, 2021

# JAN-DEC 2020



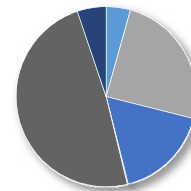
56.43% Other Causes  
0.00% Acc. Overdoses Open  
43.57% Acc. Overdoses Closed

Gender



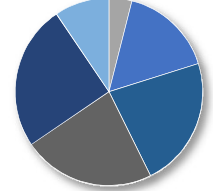
18% Female  
82% Male

Race



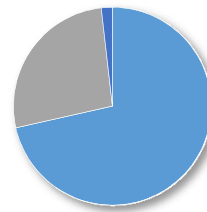
4% Asian  
25% Black  
17% Latinx  
0% Native American  
49% White  
5% Other/Unknown

Age



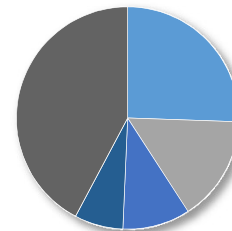
0% <15  
16% 15-24  
23% 25-34  
9% 35-44  
25% 45-54  
9% >=65

Fixed Address



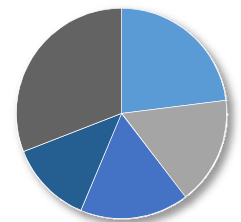
71% Yes (see residence)  
27% No  
2% Unknown

Residence



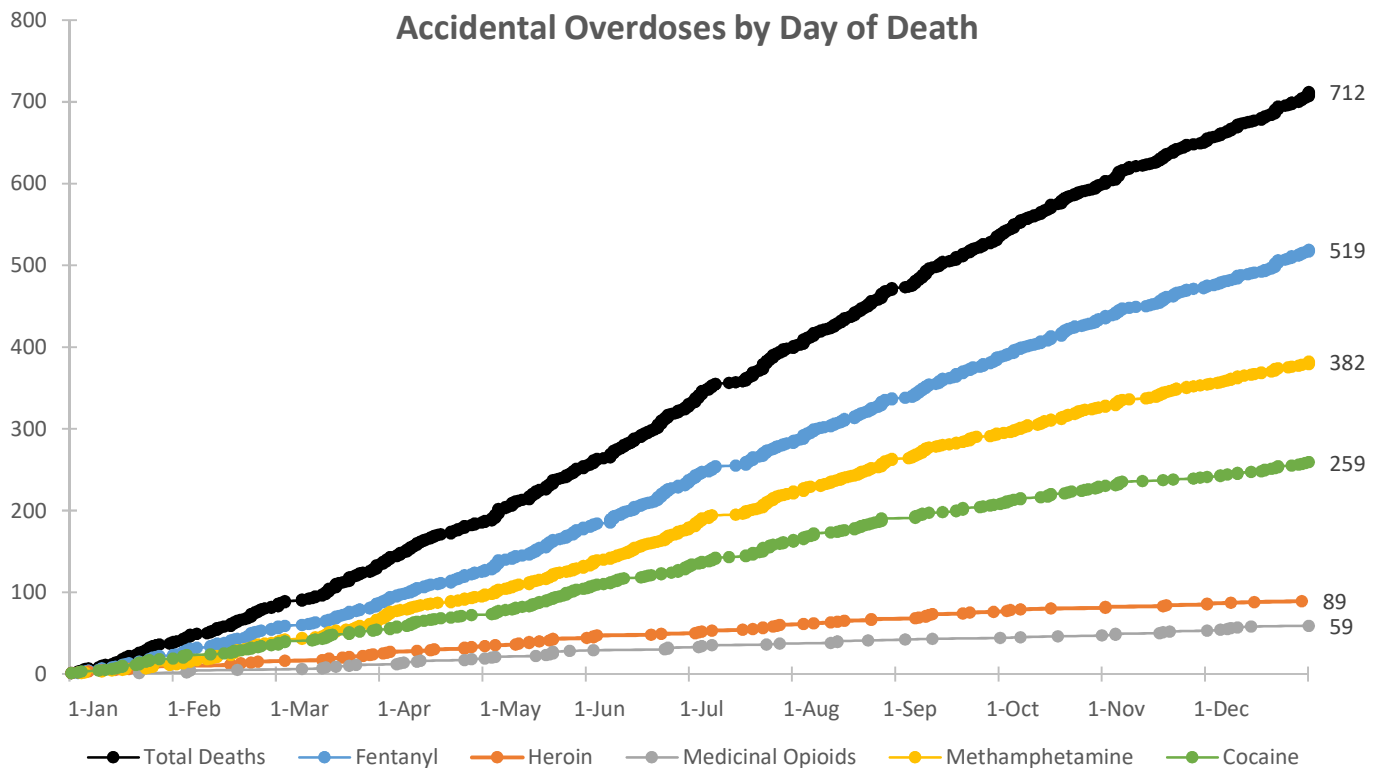
26% Tenderloin (94102)  
15% SOMA (94103)  
10% Nob Hill (94109)  
7% Inner Mission (94110)  
42% Others

Location of Death



23% Tenderloin (94102)  
17% SOMA (94103)  
17% Nob Hill (94109)  
13% Inner Mission (94110)  
31% Others

Accidental Overdoses by Day of Death



"Acc. Overdoses Open" cases do not have a final cause and manner of death classification; "Acc. Overdoses Closed" cases have a final cause and manner of death classification.

"No fixed address" denotes community members who may be experiencing homelessness.

"Residence" denotes address where decedent lived; "Location of Death" denotes the location where death was declared. For "Residence" and "Location of Death", the 4 most affected neighborhoods are represented, the "Others" category refers to all other zip codes within the City and County of San Francisco and any of out county residences.

"Gender" refers to gender at time of death.

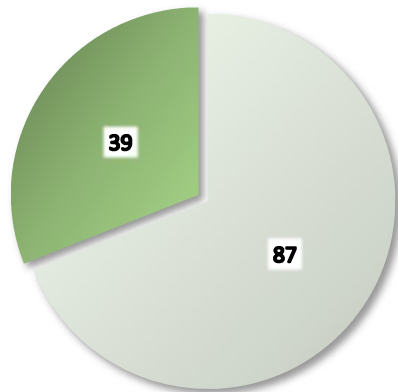
"Total Deaths" denotes Accidental Overdoses where one or more drugs contribute to the cause of death; however, every point for each drug series is inclusive, but not necessarily exclusive, of that drug. "Total deaths" represents all accidental overdoses including ones for drugs not specified above.

PLEASE NOTE THIS DATA IS PRELIMINARY INFORMATION AND SUSCEPTIBLE TO CHANGE



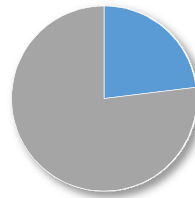
Preliminary Accidental Drug Overdose Data Report  
as of October 13, 2021

# JANUARY 2020



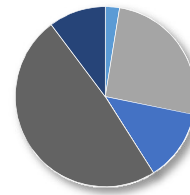
69.05% Other Causes  
0.00% Acc. Overdoses Open  
30.95% Acc. Overdoses Closed

Gender



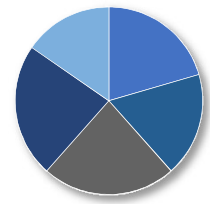
23% Female  
77% Male

Race



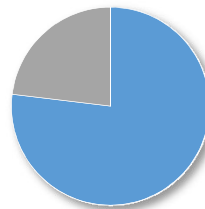
3% Asian  
26% Black  
13% Latinx  
0% Native American  
49% White  
10% Other/Unknown

Age



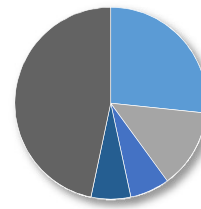
0% <15  
21% 15-24  
23% 25-34  
15% 35-44  
0% 45-54  
23% 55-64  
15% >=65

Fixed Address



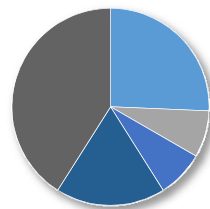
77% Yes (see residence)  
23% No  
0% Unknown

Residence



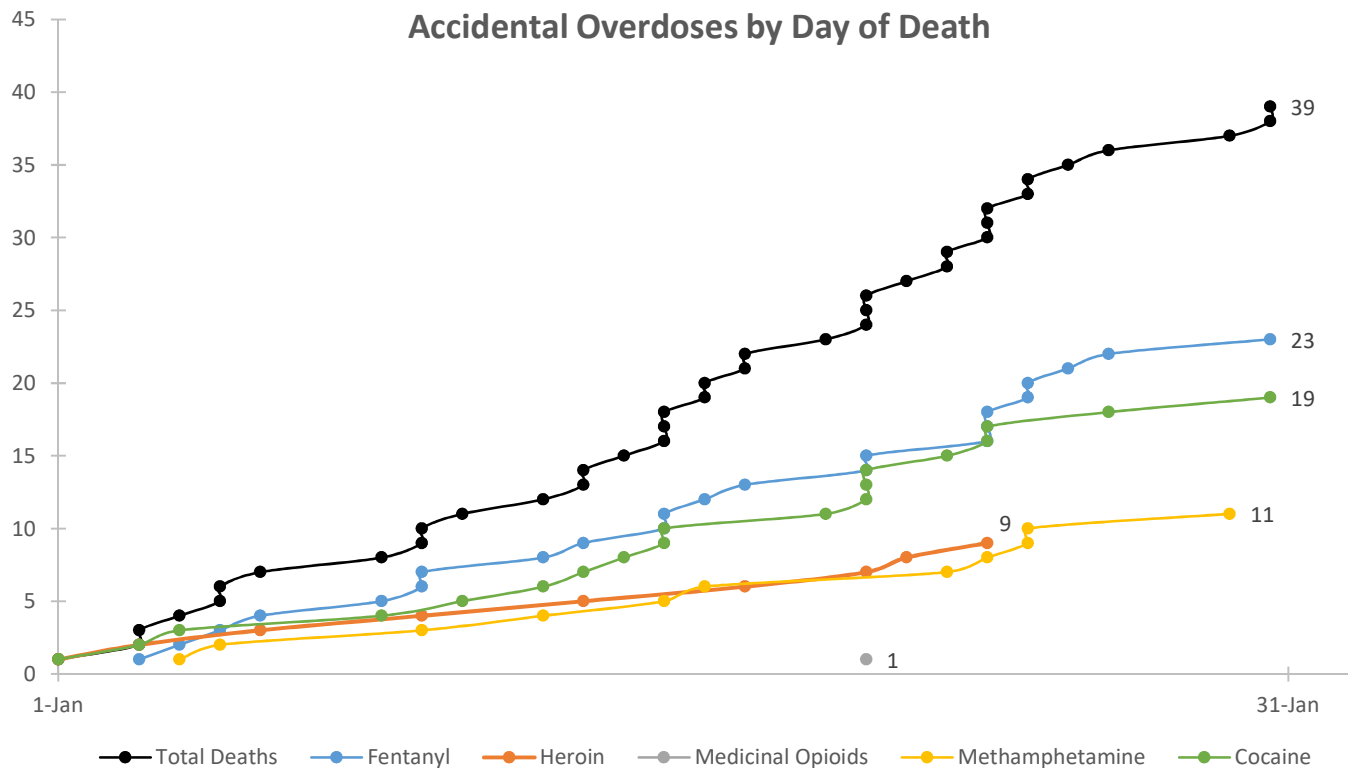
27% Tenderloin (94102)  
13% SOMA (94103)  
7% Ingleside (94112)  
7% North Beach (94133)  
47% Others

Location of Death



26% Tenderloin (94102)  
8% North Beach (94133)  
8% Nob Hill (94109)  
18% Inner Mission (94110)  
41% Others

Accidental Overdoses by Day of Death



"Acc. Overdoses Open" cases do not have a final cause and manner of death classification; "Acc. Overdoses Closed" cases have a final cause and manner of death classification.

"No fixed address" denotes community members who may be experiencing homelessness.

"Residence" denotes address where decedent lived; "Location of Death" denotes the location where death was declared. For "Residence" and "Location of Death", the 4 most affected neighborhoods are represented, the "Others" category refers to all other zip codes within the City and County of San Francisco and any of out county residences.

"Gender" refers to gender at time of death.

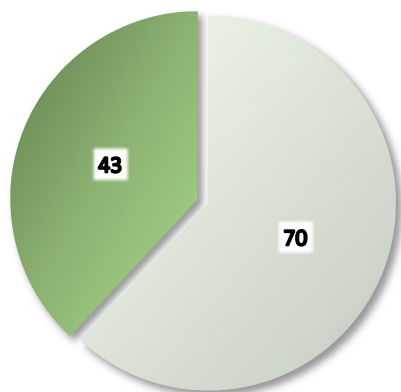
"Total Deaths" denotes Accidental Overdoses where one or more drugs contribute to the cause of death; however, every point for each drug series is inclusive, but not necessarily exclusive, of that drug. "Total deaths" represents all accidental overdoses including ones for drugs not specified above.

PLEASE NOTE THIS DATA IS PRELIMINARY INFORMATION AND SUSCEPTIBLE TO CHANGE



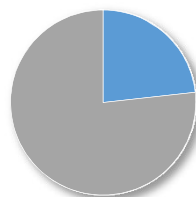
Preliminary Accidental Drug Overdose Data Report  
as of October 13, 2021

# FEBRUARY 2020



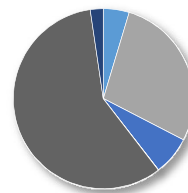
61.95% Other Causes  
0.00% Acc. Overdoses Open  
38.05% Acc. Overdoses Closed

Gender



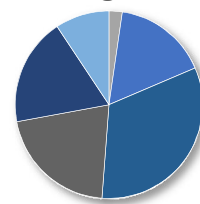
23% Female  
77% Male

Race



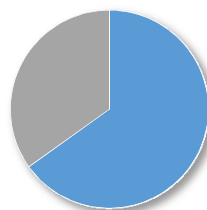
5% Asian  
28% Black  
7% Latinx  
0% Native American  
58% White  
2% Other/Unknown

Age



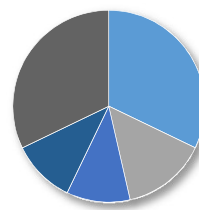
0% <15  
16% 25-34  
21% 45-54  
9% >=65  
33% 35-44  
2% 15-24

Fixed Address



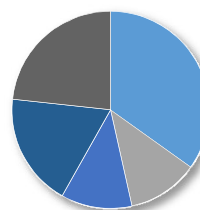
65% Yes (see residence)  
35% No  
0% Unknown

Residence



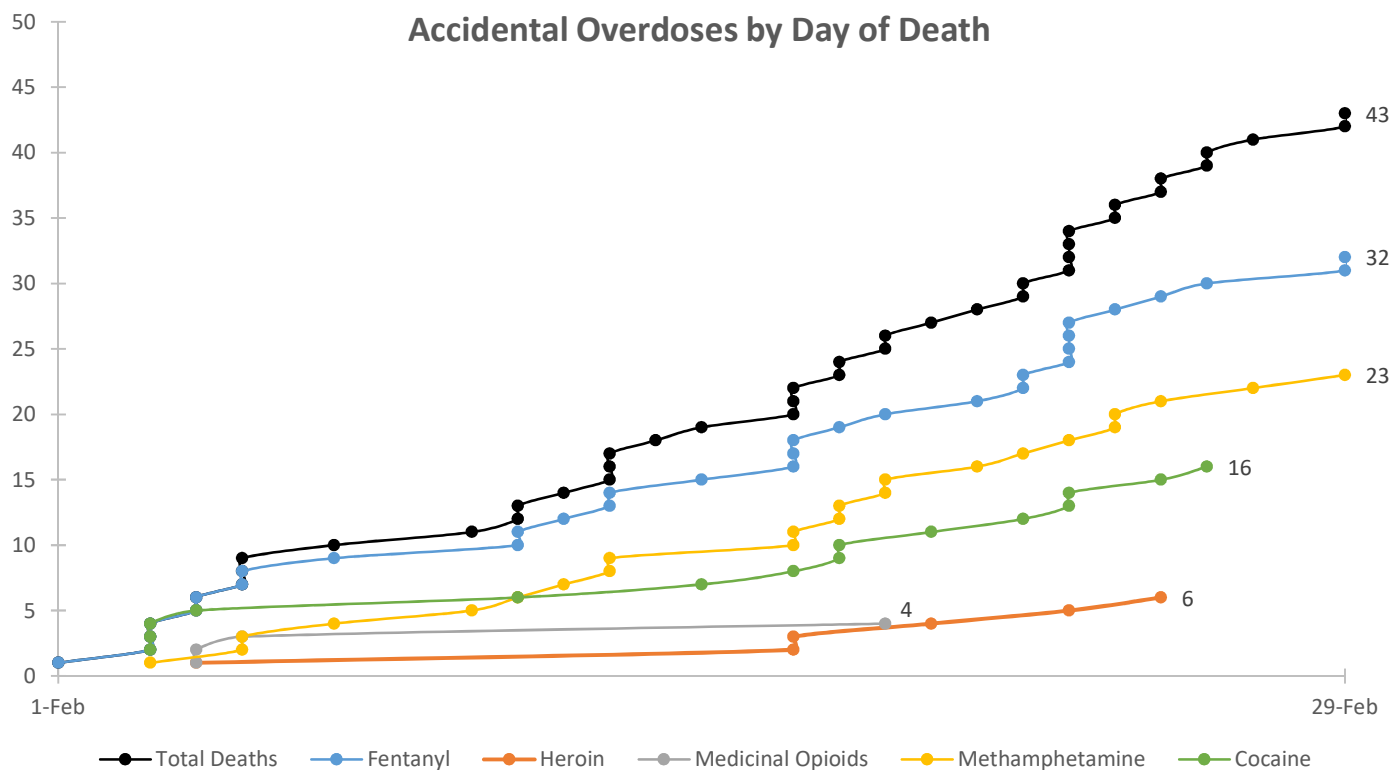
32% Tenderloin (94102)  
14% SOMA (94103)  
11% Inner Mission (94110)  
11% Bayview (94124)  
32% Others

Location of Death



35% Tenderloin (94102)  
12% SOMA (94103)  
12% Nob Hill (94109)  
19% Inner Mission (94110)  
23% Others

## Accidental Overdoses by Day of Death



"Acc. Overdoses Open" cases do not have a final cause and manner of death classification; "Acc. Overdoses Closed" cases have a final cause and manner of death classification.

"No fixed address" denotes community members who may be experiencing homelessness.

"Residence" denotes address where decedent lived; "Location of Death" denotes the location where death was declared. For "Residence" and "Location of Death", the 4 most affected neighborhoods are represented, the "Others" category refers to all other zip codes within the City and County of San Francisco and any of out county residences.

"Gender" refers to gender at time of death.

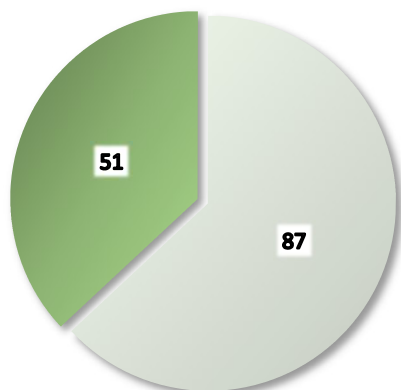
"Total Deaths" denotes Accidental Overdoses where one or more drugs contribute to the cause of death; however, every point for each drug series is inclusive, but not necessarily exclusive, of that drug. "Total deaths" represents all accidental overdoses including ones for drugs not specified above.

PLEASE NOTE THIS DATA IS PRELIMINARY INFORMATION AND SUSCEPTIBLE TO CHANGE



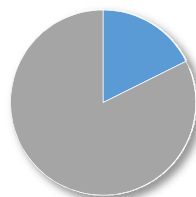
Preliminary Accidental Drug Overdose Data Report  
as of October 13, 2021

# MARCH 2020



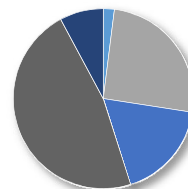
63.04% Other Causes  
0.00% Acc. Overdoses Open  
36.96% Acc. Overdoses Closed

Gender



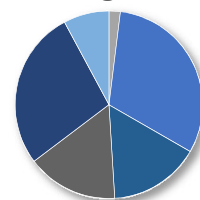
18% Female  
82% Male

Race



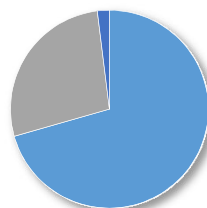
2% Asian  
25% Black  
18% Latinx  
0% Native American  
47% White  
8% Other/Unknown

Age



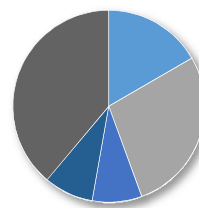
0% <15  
31% 15-24  
16% 25-34  
8% 35-44  
27% 45-54  
2% >=65

Fixed Address



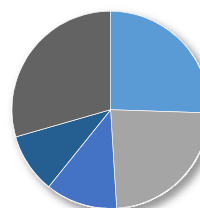
71% Yes (see residence)  
27% No  
2% Unknown

Residence



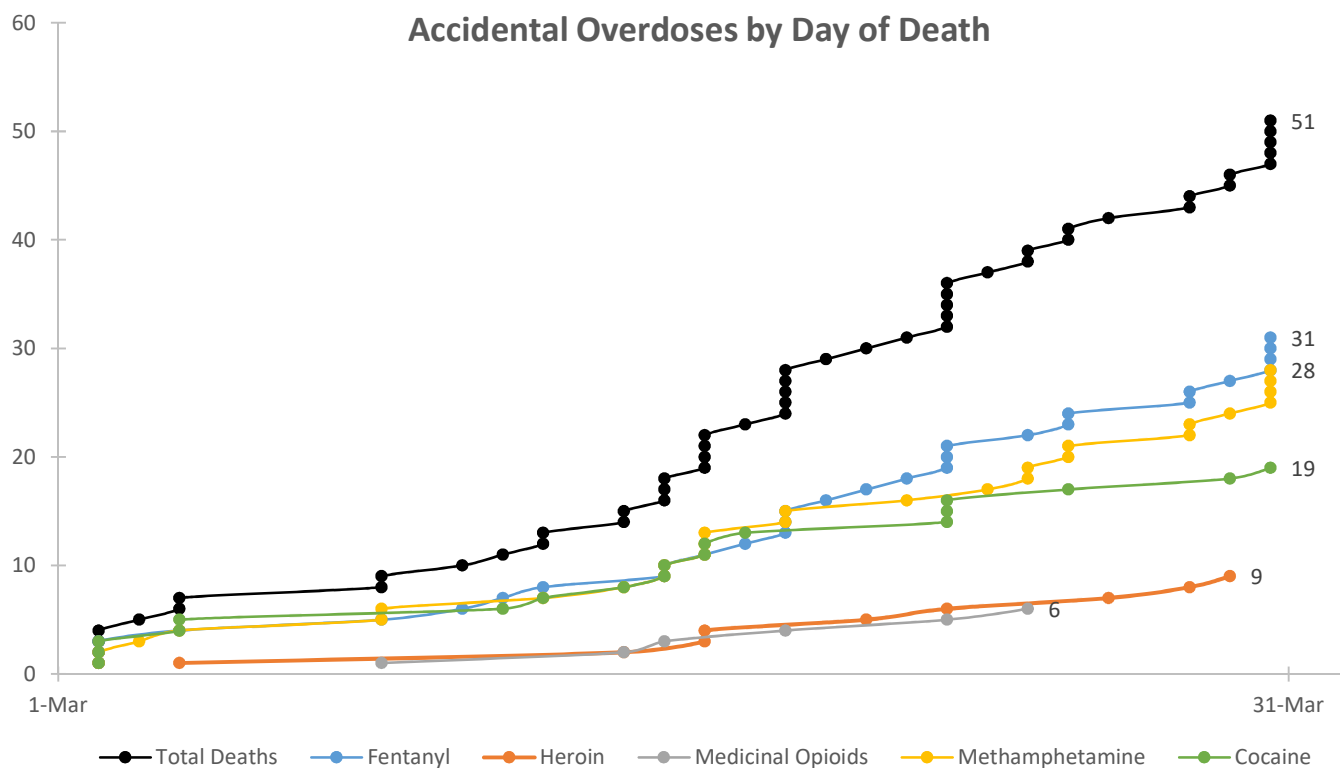
17% Tenderloin (94102)  
28% SOMA (94103)  
8% Inner Mission (94110)  
8% Twin Peaks (94131)  
39% Others

Location of Death



25% Tenderloin (94102)  
24% SOMA (94103)  
12% Nob Hill (94109)  
10% Inner Mission (94110)  
29% Others

## Accidental Overdoses by Day of Death



"Acc. Overdoses Open" cases do not have a final cause and manner of death classification; "Acc. Overdoses Closed" cases have a final cause and manner of death classification.

"No fixed address" denotes community members who may be experiencing homelessness.

"Residence" denotes address where decedent lived; "Location of Death" denotes the location where death was declared. For "Residence" and "Location of Death", the 4 most affected neighborhoods are represented, the "Others" category refers to all other zip codes within the City and County of San Francisco and any of out county residences.

"Gender" refers to gender at time of death.

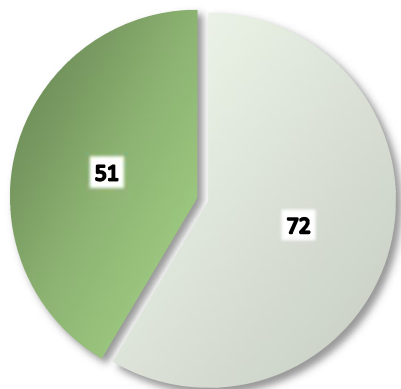
"Total Deaths" denotes Accidental Overdoses where one or more drugs contribute to the cause of death; however, every point for each drug series is inclusive, but not necessarily exclusive, of that drug. "Total deaths" represents all accidental overdoses including ones for drugs not specified above.

PLEASE NOTE THIS DATA IS PRELIMINARY INFORMATION AND SUSCEPTIBLE TO CHANGE



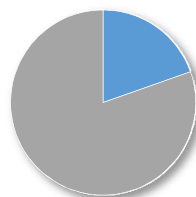
Preliminary Accidental Drug Overdose Data Report  
as of October 13, 2021

# APRIL 2020



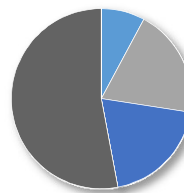
58.54% Other Causes  
0.00% Acc. Overdoses Open  
41.46% Acc. Overdoses Closed

## Gender



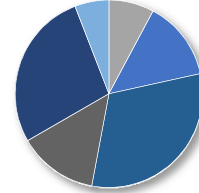
20% Female  
80% Male

## Race



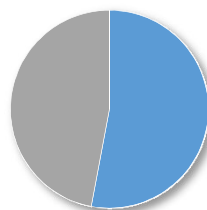
8% Asian  
20% Black  
20% Latinx  
0% Native American  
53% White  
0% Other/Unknown

## Age



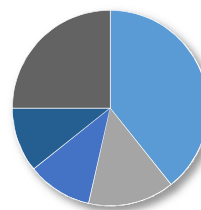
0% <15  
14% 15-24  
14% 25-34  
14% 35-44  
6% 45-54  
27% 55-64  
6% >=65

## Fixed Address



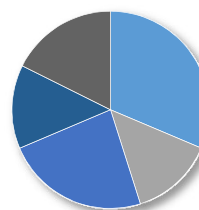
53% Yes (see residence)  
47% No  
0% Unknown

## Residence

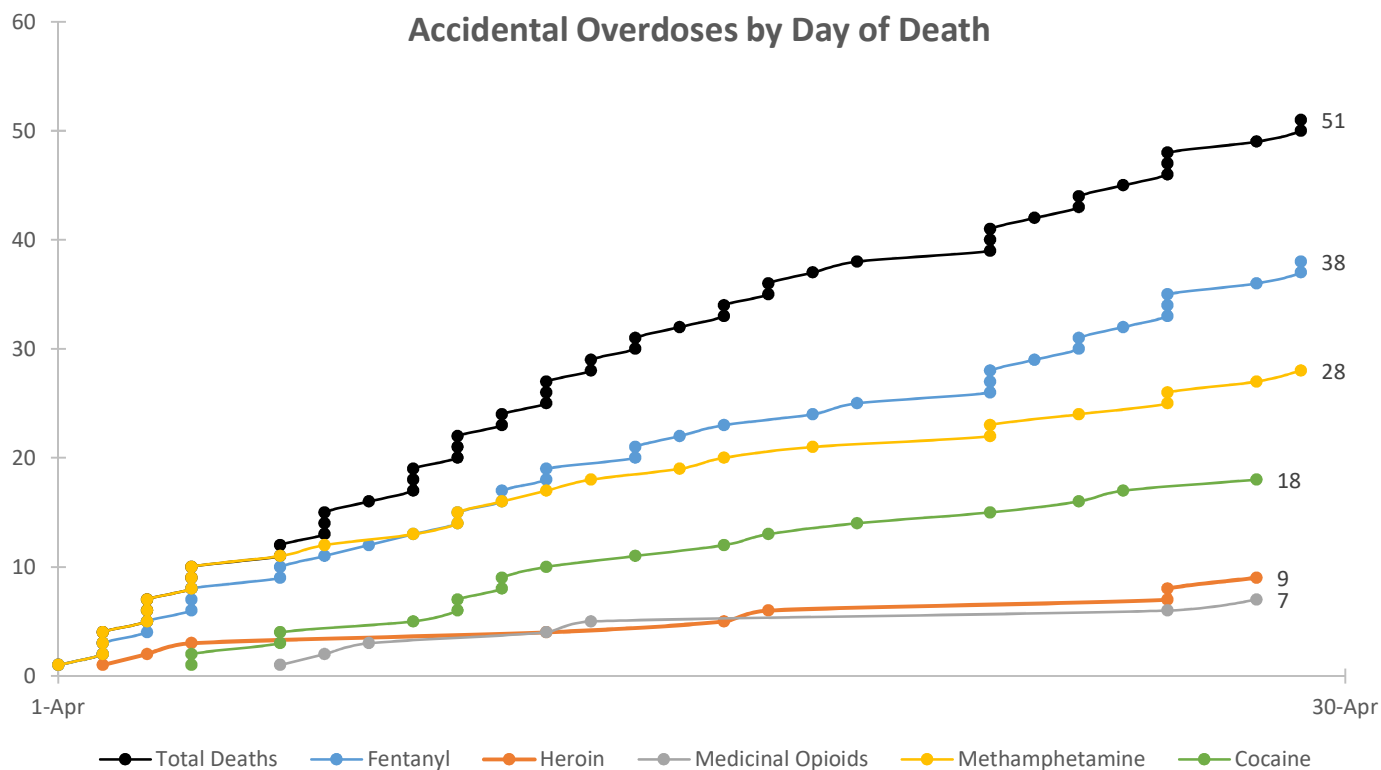


39% Tenderloin (94102)  
14% Nob Hill (94109)  
11% Haight-Ashbury (94117)  
11% Inner Mission (94110)  
25% Others

## Location of Death



31% Tenderloin (94102)  
14% SOMA (94103)  
24% Nob Hill (94109)  
14% Inner Mission (94110)  
18% Others



"Acc. Overdoses Open" cases do not have a final cause and manner of death classification; "Acc. Overdoses Closed" cases have a final cause and manner of death classification.

"No fixed address" denotes community members who may be experiencing homelessness.

"Residence" denotes address where decedent lived; "Location of Death" denotes the location where death was declared. For "Residence" and "Location of Death", the 4 most affected neighborhoods are represented, the "Others" category refers to all other zip codes within the City and County of San Francisco and any of out county residences.

"Gender" refers to gender at time of death.

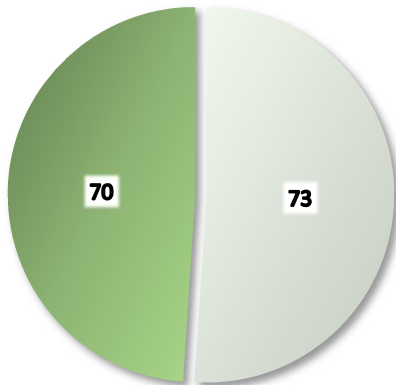
"Total Deaths" denotes Accidental Overdoses where one or more drugs contribute to the cause of death; however, every point for each drug series is inclusive, but not necessarily exclusive, of that drug. "Total deaths" represents all accidental overdoses including ones for drugs not specified above.

PLEASE NOTE THIS DATA IS PRELIMINARY INFORMATION AND SUSCEPTIBLE TO CHANGE



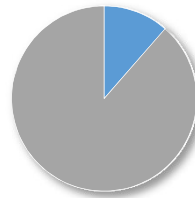
Preliminary Accidental Drug Overdose Data Report  
as of October 13, 2021

# MAY 2020



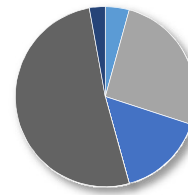
51.05% Other Causes  
0.00% Acc. Overdoses Open  
48.95% Acc. Overdoses Closed

## Gender



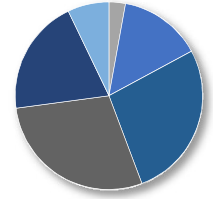
11% Female  
89% Male

## Race



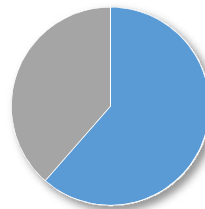
4% Asian  
26% Black  
16% Latinx  
0% Native American  
51% White  
3% Other/Unknown

## Age



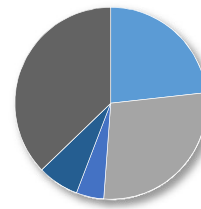
0% <15  
14% 15-24  
29% 25-34  
7% 35-44  
27% 45-54  
20% 55-64  
3% >=65

## Fixed Address



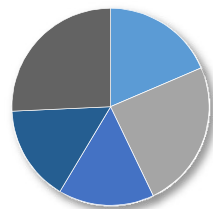
61% Yes (see residence)  
39% No  
0% Unknown

## Residence



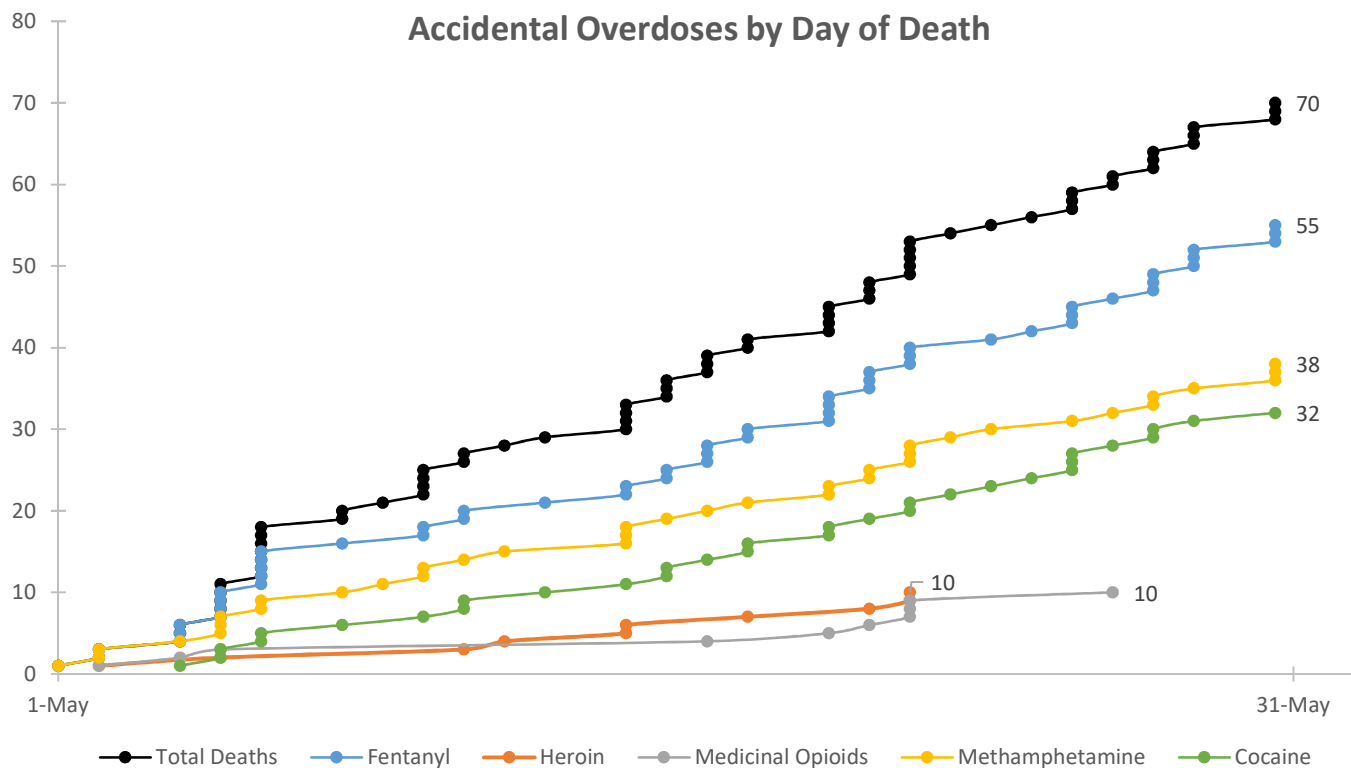
23% Tenderloin (94102)  
28% SOMA (94103)  
5% Inner Mission (94110)  
7% Lake Merced (94132)  
37% Others

## Location of Death



19% Tenderloin (94102)  
24% SOMA (94103)  
16% Nob Hill (94109)  
16% Inner Mission (94110)  
26% Others

## Accidental Overdoses by Day of Death



"Acc. Overdoses Open" cases do not have a final cause and manner of death classification; "Acc. Overdoses Closed" cases have a final cause and manner of death classification.

"No fixed address" denotes community members who may be experiencing homelessness.

"Residence" denotes address where decedent lived; "Location of Death" denotes the location where death was declared. For "Residence" and "Location of Death", the 4 most affected neighborhoods are represented, the "Others" category refers to all other zip codes within the City and County of San Francisco and any of out county residences.

"Gender" refers to gender at time of death.

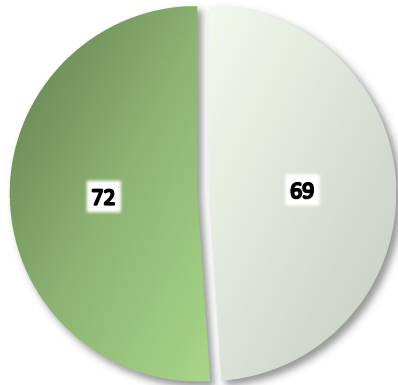
"Total Deaths" denotes Accidental Overdoses where one or more drugs contribute to the cause of death; however, every point for each drug series is inclusive, but not necessarily exclusive, of that drug. "Total deaths" represents all accidental overdoses including ones for drugs not specified above.

PLEASE NOTE THIS DATA IS PRELIMINARY INFORMATION AND SUSCEPTIBLE TO CHANGE



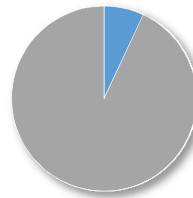
Preliminary Accidental Drug Overdose Data Report  
as of October 13, 2021

# JUNE 2020



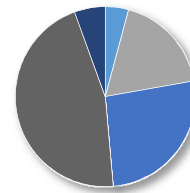
48.94% Other Causes  
0.00% Acc. Overdoses Open  
51.06% Acc. Overdoses Closed

Gender



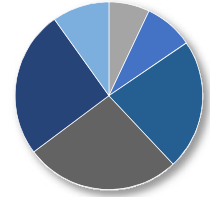
7% Female  
93% Male

Race



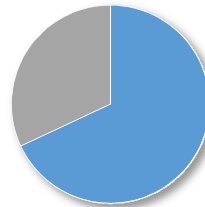
4% Asian  
18% Black  
26% Latinx  
0% Native American  
46% White  
6% Other/Unknown

Age



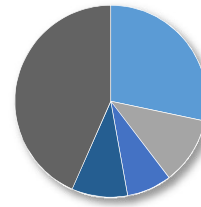
0% <15  
8% 15-24  
26% 25-34  
26% 35-44  
10% 45-54  
10% 55-64  
10% >=65

Fixed Address



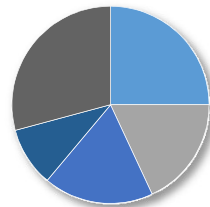
68% Yes (see residence)  
32% No  
0% Unknown

Residence



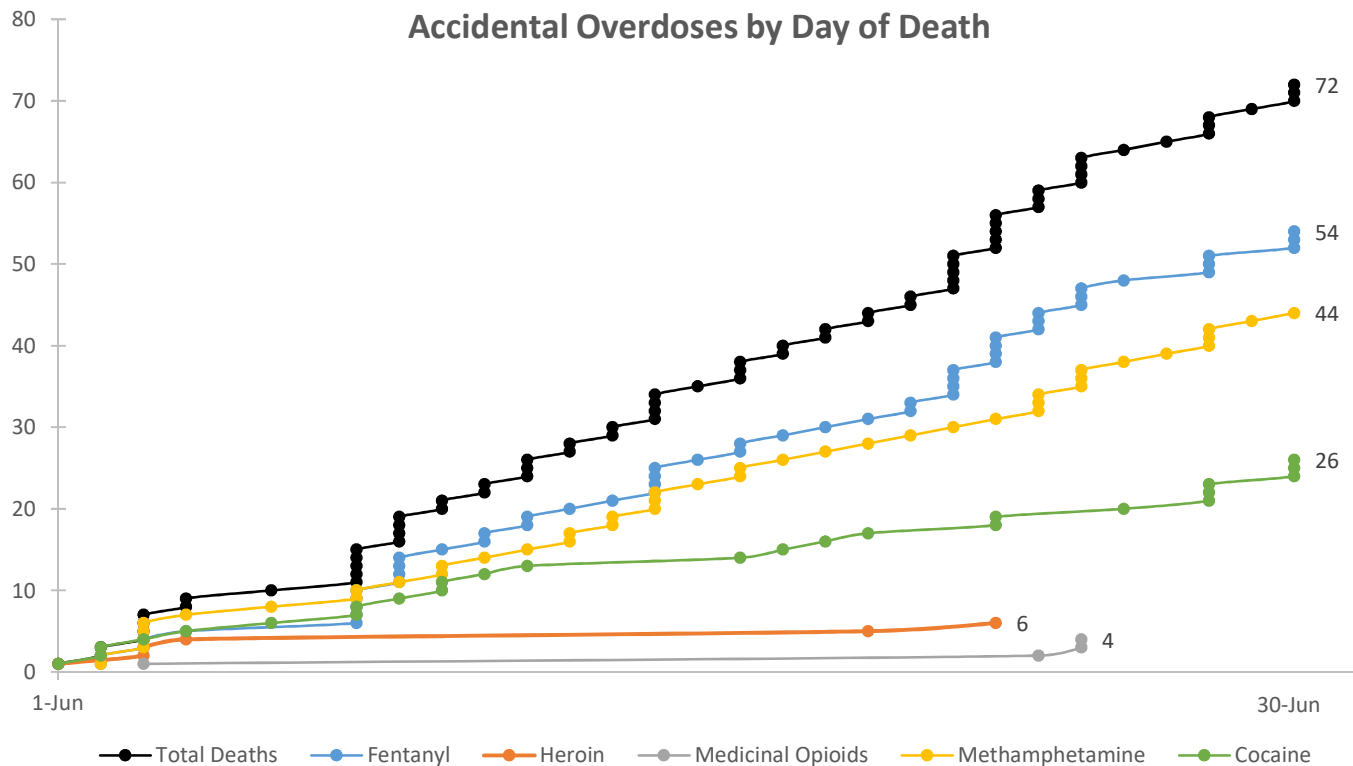
28% Tenderloin (94102)  
11% SOMA (94103)  
8% Chinatown (94108)  
9% Nob Hill (94109)  
43% Others

Location of Death



25% Tenderloin (94102)  
18% SOMA (94103)  
18% Nob Hill (94109)  
10% Inner Mission (94110)  
29% Others

Accidental Overdoses by Day of Death



"Acc. Overdoses Open" cases do not have a final cause and manner of death classification; "Acc. Overdoses Closed" cases have a final cause and manner of death classification.

"No fixed address" denotes community members who may be experiencing homelessness.

"Residence" denotes address where decedent lived; "Location of Death" denotes the location where death was declared. For "Residence" and "Location of Death", the 4 most affected neighborhoods are represented, the "Others" category refers to all other zip codes within the City and County of San Francisco and any of out county residences.

"Gender" refers to gender at time of death.

"Total Deaths" denotes Accidental Overdoses where one or more drugs contribute to the cause of death; however, every point for each drug series is inclusive, but not necessarily exclusive, of that drug. "Total deaths" represents all accidental overdoses including ones for drugs not specified above.

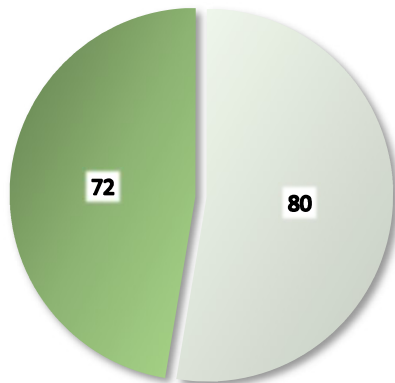
PLEASE NOTE THIS DATA IS PRELIMINARY INFORMATION AND SUSCEPTIBLE TO CHANGE



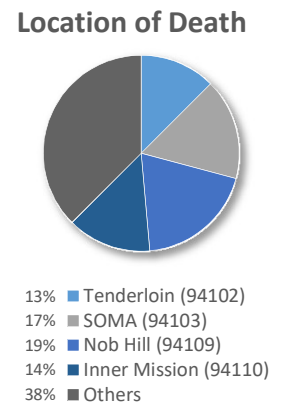
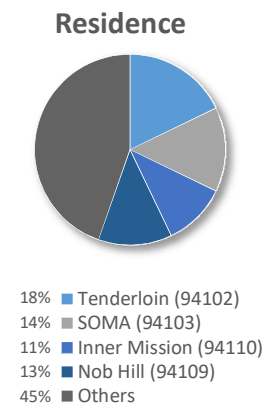
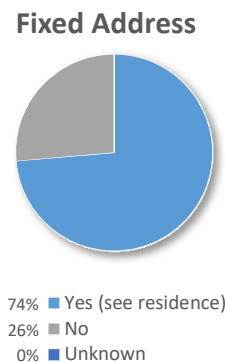
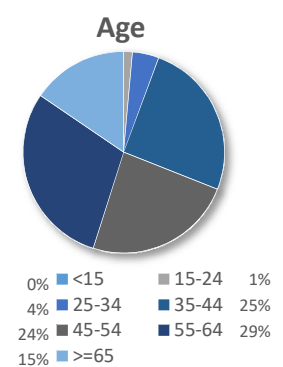
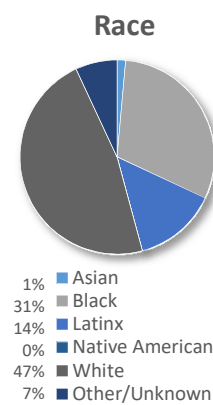
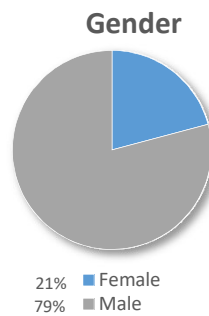


Preliminary Accidental Drug Overdose Data Report  
as of October 13, 2021

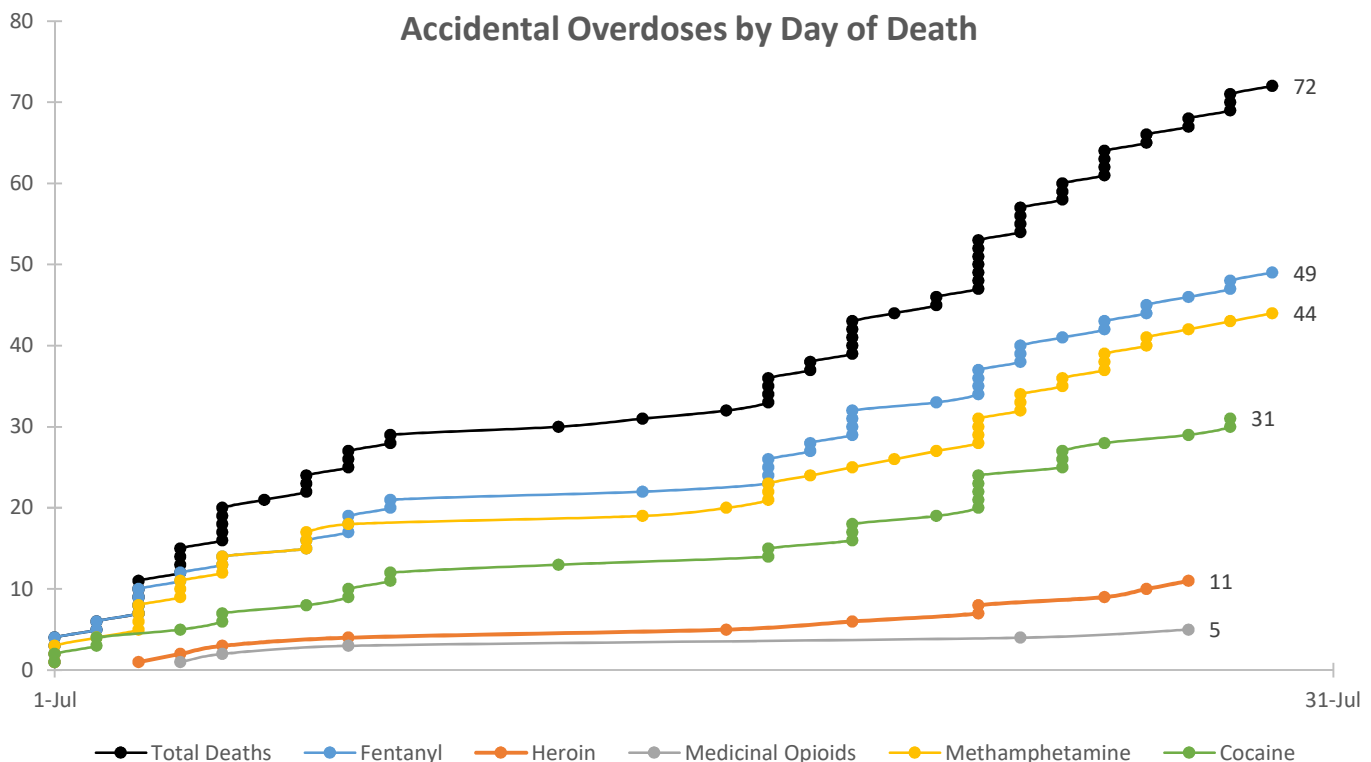
# JULY 2020



52.63% Other Causes  
0.00% Acc. Overdoses Open  
47.37% Acc. Overdoses Closed



## Accidental Overdoses by Day of Death



"Acc. Overdoses Open" cases do not have a final cause and manner of death classification; "Acc. Overdoses Closed" cases have a final cause and manner of death classification.

"No fixed address" denotes community members who may be experiencing homelessness.

"Residence" denotes address where decedent lived; "Location of Death" denotes the location where death was declared. For "Residence" and "Location of Death", the 4 most affected neighborhoods are represented, the "Others" category refers to all other zip codes within the City and County of San Francisco and any of out county residences.

"Gender" refers to gender at time of death.

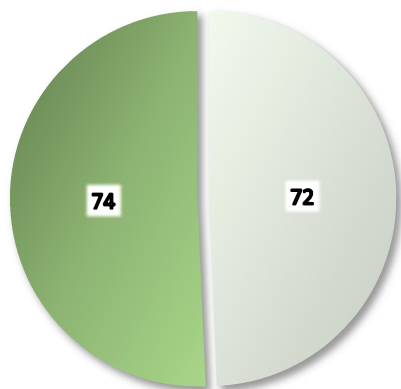
"Total Deaths" denotes Accidental Overdoses where one or more drugs contribute to the cause of death; however, every point for each drug series is inclusive, but not necessarily exclusive, of that drug. "Total deaths" represents all accidental overdoses including ones for drugs not specified above.

PLEASE NOTE THIS DATA IS PRELIMINARY INFORMATION AND SUSCEPTIBLE TO CHANGE



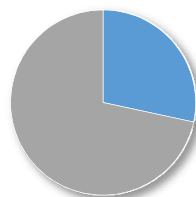
Preliminary Accidental Drug Overdose Data Report  
as of October 13, 2021

# AUGUST 2020



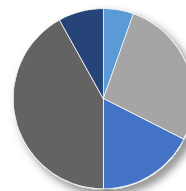
49.32% Other Causes  
0.00% Acc. Overdoses Open  
50.68% Acc. Overdoses Closed

Gender



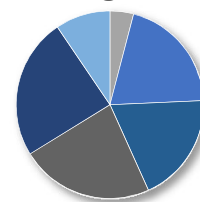
28% Female  
72% Male

Race



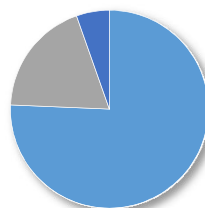
5% Asian  
27% Black  
18% Latinx  
0% Native American  
42% White  
8% Other/Unknown

Age



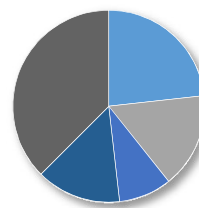
0% <15  
20% 15-24  
23% 25-34  
9% 35-44  
24% 45-54  
9% 55-64  
9% >=65

Fixed Address



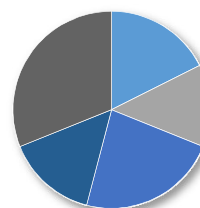
76% Yes (see residence)  
19% No  
5% Unknown

Residence



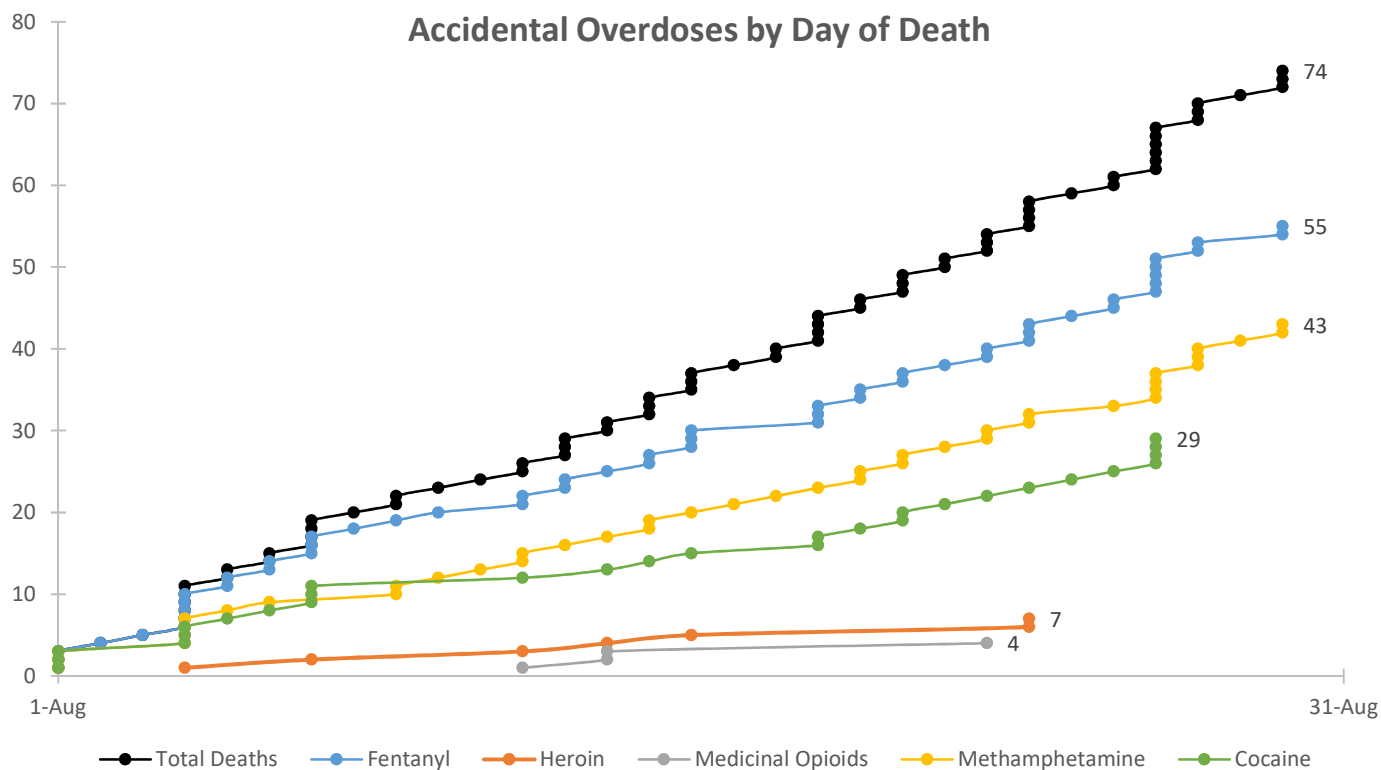
23% Tenderloin (94102)  
16% SOMA (94103)  
9% Inner Mission (94110)  
14% Nob Hill (94109)  
38% Others

Location of Death



18% Tenderloin (94102)  
14% SOMA (94103)  
23% Nob Hill (94109)  
15% Inner Mission (94110)  
31% Others

Accidental Overdoses by Day of Death



"Acc. Overdoses Open" cases do not have a final cause and manner of death classification; "Acc. Overdoses Closed" cases have a final cause and manner of death classification.

"No fixed address" denotes community members who may be experiencing homelessness.

"Residence" denotes address where decedent lived; "Location of Death" denotes the location where death was declared. For "Residence" and "Location of Death", the 4 most affected neighborhoods are represented, the "Others" category refers to all other zip codes within the City and County of San Francisco and any of out county residences.

"Gender" refers to gender at time of death.

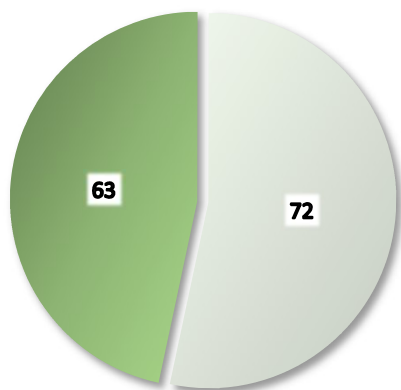
"Total Deaths" denotes Accidental Overdoses where one or more drugs contribute to the cause of death; however, every point for each drug series is inclusive, but not necessarily exclusive, of that drug. "Total deaths" represents all accidental overdoses including ones for drugs not specified above.

PLEASE NOTE THIS DATA IS PRELIMINARY INFORMATION AND SUSCEPTIBLE TO CHANGE



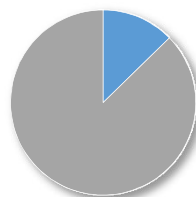
Preliminary Accidental Drug Overdose Data Report  
as of October 13, 2021

# SEPTEMBER 2020



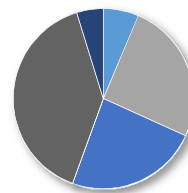
53.33% Other Causes  
0.00% Acc. Overdoses Open  
46.67% Acc. Overdoses Closed

Gender



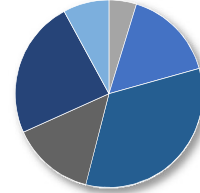
13% Female  
87% Male

Race



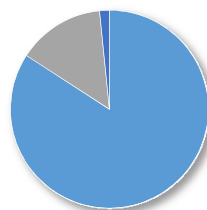
6% Asian  
25% Black  
24% Latinx  
0% Native American  
40% White  
5% Other/Unknown

Age



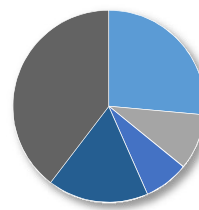
0% <15  
16% 15-24  
14% 25-34  
8% 35-44  
33% 45-54  
24% 55-64  
8% >=65

Fixed Address



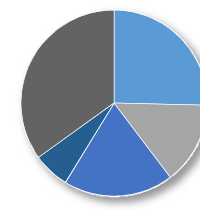
84% Yes (see residence)  
14% No  
2% Unknown

Residence



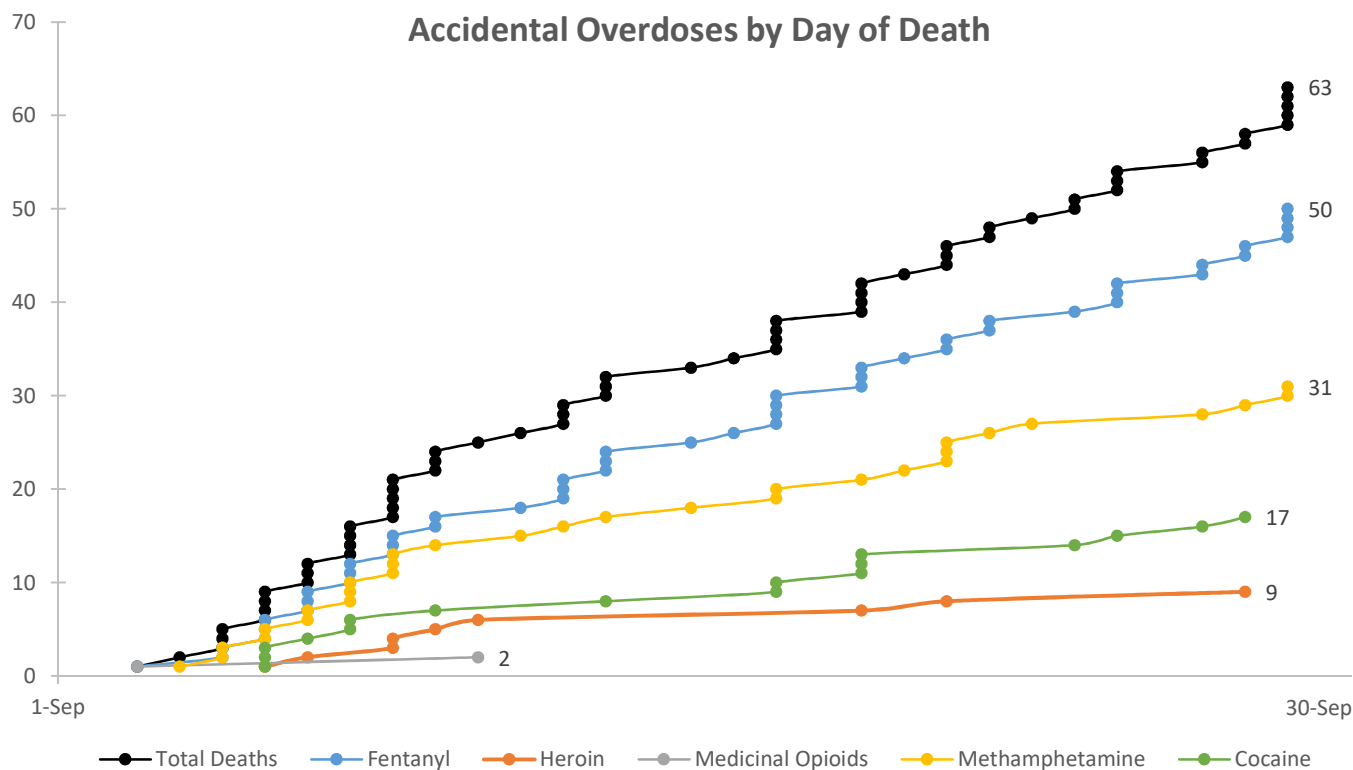
26% Tenderloin (94102)  
9% SOMA (94103)  
8% Ingleside (94112)  
17% Nob Hill (94109)  
40% Others

Location of Death



25% Tenderloin (94102)  
14% SOMA (94103)  
19% Nob Hill (94109)  
6% Inner Mission (94110)  
35% Others

Accidental Overdoses by Day of Death



"Acc. Overdoses Open" cases do not have a final cause and manner of death classification; "Acc. Overdoses Closed" cases have a final cause and manner of death classification.

"No fixed address" denotes community members who may be experiencing homelessness.

"Residence" denotes address where decedent lived; "Location of Death" denotes the location where death was declared. For "Residence" and "Location of Death", the 4 most affected neighborhoods are represented, the "Others" category refers to all other zip codes within the City and County of San Francisco and any of out county residences.

"Gender" refers to gender at time of death.

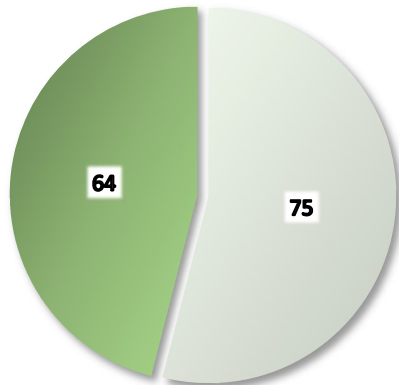
"Total Deaths" denotes Accidental Overdoses where one or more drugs contribute to the cause of death; however, every point for each drug series is inclusive, but not necessarily exclusive, of that drug. "Total deaths" represents all accidental overdoses including ones for drugs not specified above.

PLEASE NOTE THIS DATA IS PRELIMINARY INFORMATION AND SUSCEPTIBLE TO CHANGE



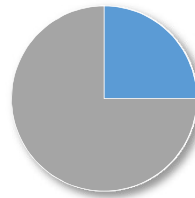
Preliminary Accidental Drug Overdose Data Report  
as of October 13, 2021

# OCTOBER 2020



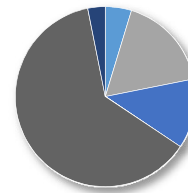
53.96% Other Causes  
0.00% Acc. Overdoses Open  
46.04% Acc. Overdoses Closed

Gender



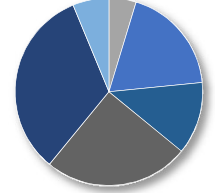
25% Female  
75% Male

Race



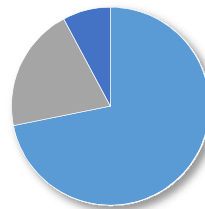
5% Asian  
17% Black  
13% Latinx  
0% Native American  
63% White  
3% Other/Unknown

Age



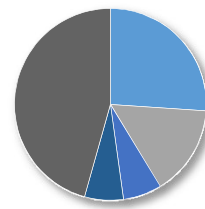
0% <15  
19% 15-24  
25% 25-34  
6% 35-44  
13% 45-54  
33% 55-64

Fixed Address



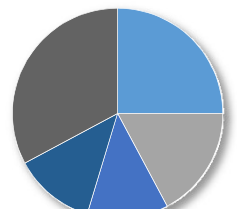
72% Yes (see residence)  
20% No  
8% Unknown

Residence



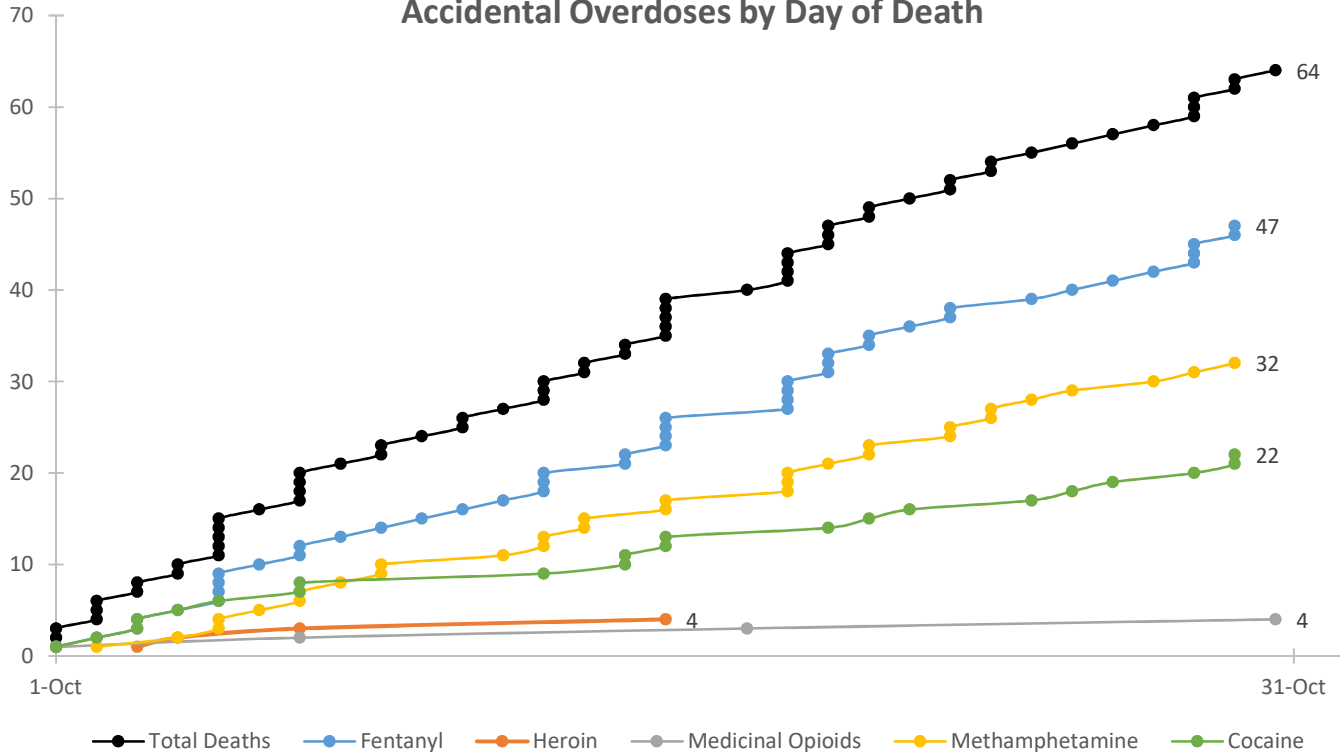
26% Tenderloin (94102)  
15% SOMA (94103)  
7% Inner Mission (94110)  
7% Western Addition (94115)  
46% Others

Location of Death



25% Tenderloin (94102)  
17% SOMA (94103)  
13% Nob Hill (94109)  
13% Inner Mission (94110)  
33% Others

Accidental Overdoses by Day of Death



"Acc. Overdoses Open" cases do not have a final cause and manner of death classification; "Acc. Overdoses Closed" cases have a final cause and manner of death classification.

"No fixed address" denotes community members who may be experiencing homelessness.

"Residence" denotes address where decedent lived; "Location of Death" denotes the location where death was declared. For "Residence" and "Location of Death", the 4 most affected neighborhoods are represented, the "Others" category refers to all other zip codes within the City and County of San Francisco and any of out county residences.

"Gender" refers to gender at time of death.

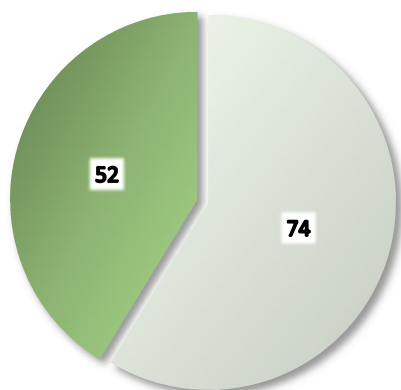
"Total Deaths" denotes Accidental Overdoses where one or more drugs contribute to the cause of death; however, every point for each drug series is inclusive, but not necessarily exclusive, of that drug. "Total deaths" represents all accidental overdoses including ones for drugs not specified above.

PLEASE NOTE THIS DATA IS PRELIMINARY INFORMATION AND SUSCEPTIBLE TO CHANGE



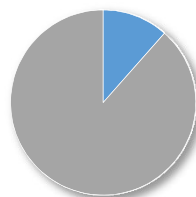
Preliminary Accidental Drug Overdose Data Report  
as of October 13, 2021

# NOVEMBER 2020



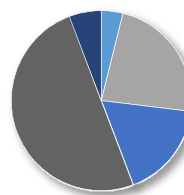
58.73% Other Causes  
0.00% Acc. Overdoses Open  
41.27% Acc. Overdoses Closed

Gender



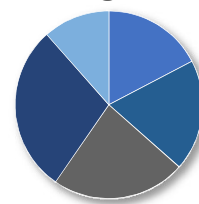
12% Female  
88% Male

Race



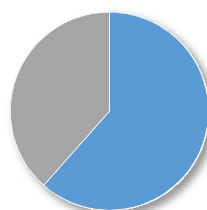
4% Asian  
23% Black  
17% Latinx  
0% Native American  
50% White  
6% Other/Unknown

Age



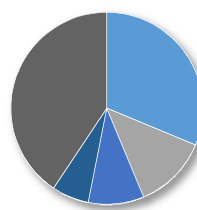
0% <15  
17% 25-34  
23% 45-54  
12% >=65  
0% 15-24  
29% 55-64

Fixed Address



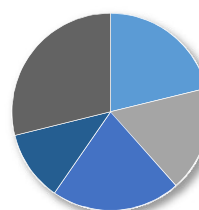
62% Yes (see residence)  
38% No  
0% Unknown

Residence



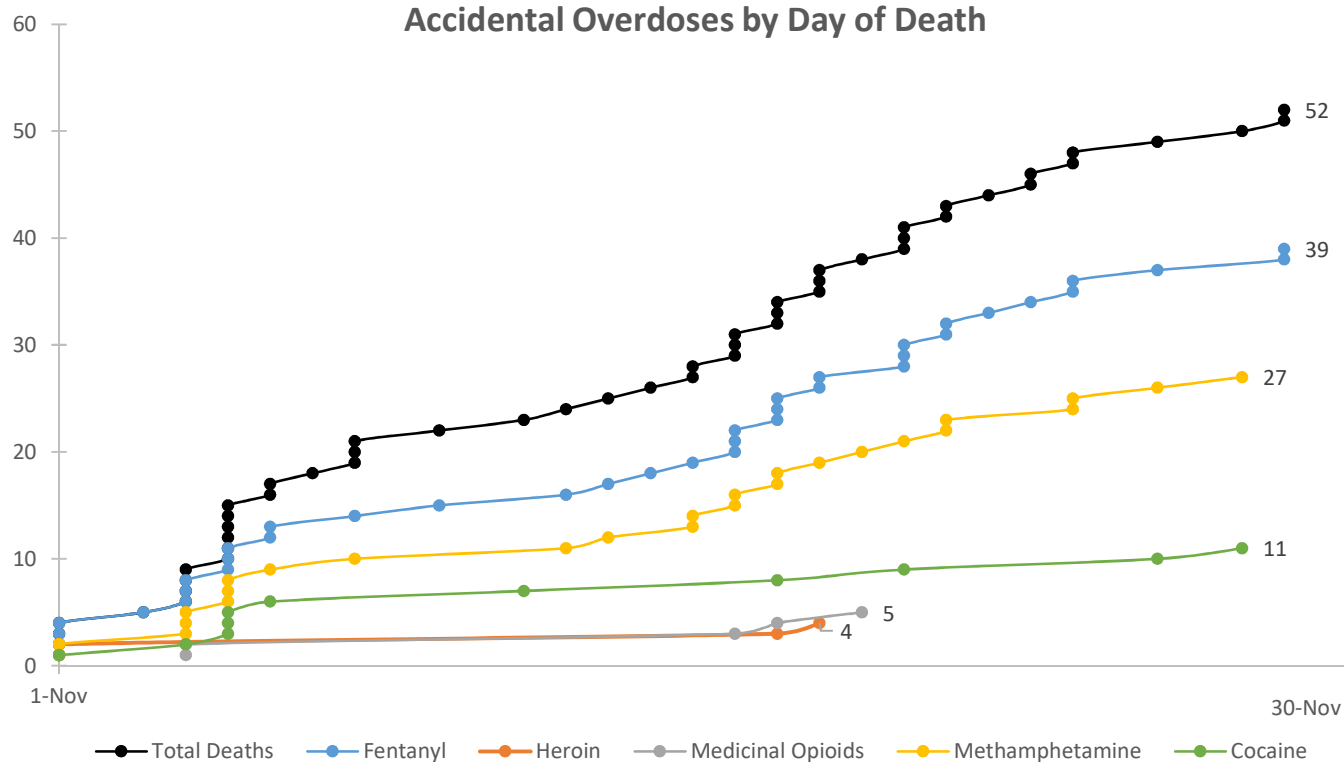
31% Tenderloin (94102)  
13% SOMA (94103)  
9% Nob Hill (94109)  
6% North Beach (94133)  
41% Others

Location of Death



21% Tenderloin (94102)  
17% SOMA (94103)  
21% Nob Hill (94109)  
12% Inner Mission (94110)  
29% Others

## Accidental Overdoses by Day of Death



"Acc. Overdoses Open" cases do not have a final cause and manner of death classification; "Acc. Overdoses Closed" cases have a final cause and manner of death classification.

"No fixed address" denotes community members who may be experiencing homelessness.

"Residence" denotes address where decedent lived; "Location of Death" denotes the location where death was declared. For "Residence" and "Location of Death", the 4 most affected neighborhoods are represented, the "Others" category refers to all other zip codes within the City and County of San Francisco and any of out county residences.

"Gender" refers to gender at time of death.

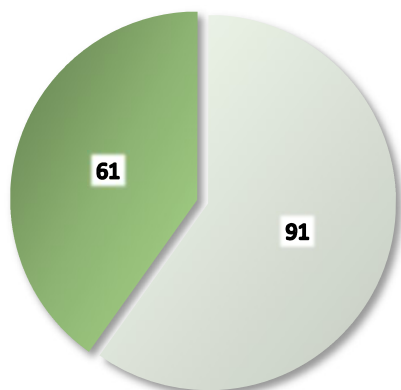
"Total Deaths" denotes Accidental Overdoses where one or more drugs contribute to the cause of death; however, every point for each drug series is inclusive, but not necessarily exclusive, of that drug. "Total deaths" represents all accidental overdoses including ones for drugs not specified above.

PLEASE NOTE THIS DATA IS PRELIMINARY INFORMATION AND SUSCEPTIBLE TO CHANGE



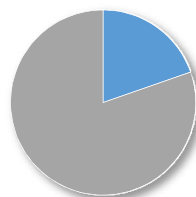
Preliminary Accidental Drug Overdose Data Report  
as of October 13, 2021

# DECEMBER 2020



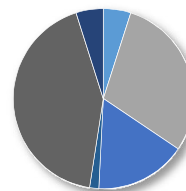
59.87% Other Causes  
0.00% Acc. Overdoses Open  
40.13% Acc. Overdoses Closed

Gender



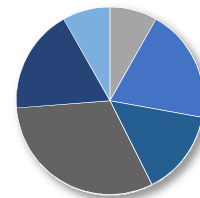
20% Female  
80% Male

Race



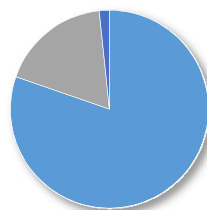
5% Asian  
30% Black  
16% Latinx  
2% Native American  
43% White  
5% Other/Unknown

Age



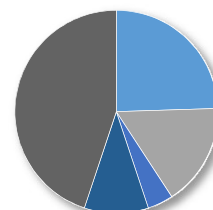
0% <15  
20% 15-24  
31% 25-34  
8% 35-44  
15% 45-54  
18% 55-64  
8% >=65

Fixed Address



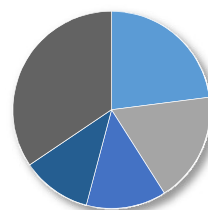
80% Yes (see residence)  
18% No  
2% Unknown

Residence



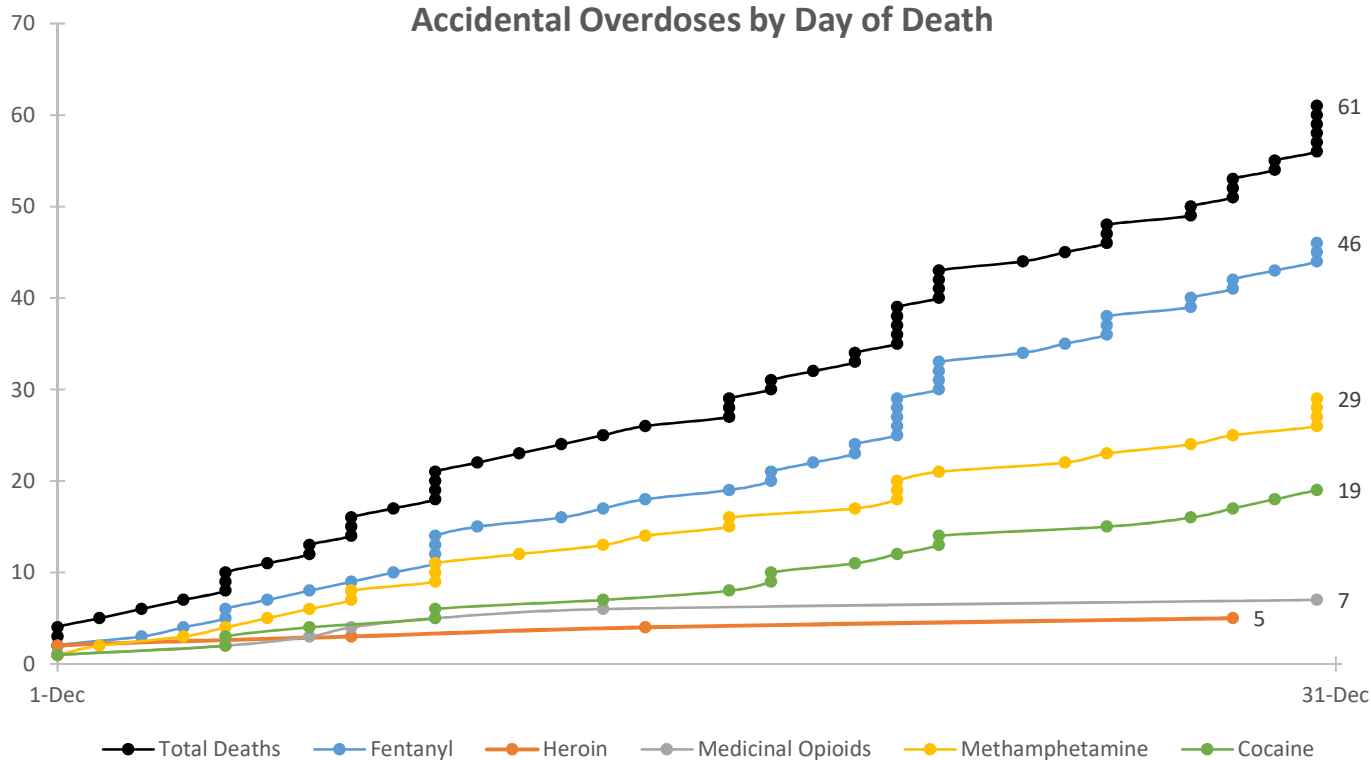
24% Tenderloin (94102)  
16% SOMA (94103)  
4% Inner Mission (94110)  
10% Nob Hill (94109)  
45% Others

Location of Death



23% Tenderloin (94102)  
18% SOMA (94103)  
13% Nob Hill (94109)  
11% Inner Mission (94110)  
34% Others

## Accidental Overdoses by Day of Death



"Acc. Overdoses Open" cases do not have a final cause and manner of death classification; "Acc. Overdoses Closed" cases have a final cause and manner of death classification.

"No fixed address" denotes community members who may be experiencing homelessness.

"Residence" denotes address where decedent lived; "Location of Death" denotes the location where death was declared. For "Residence" and "Location of Death", the 4 most affected neighborhoods are represented, the "Others" category refers to all other zip codes within the City and County of San Francisco and any of out county residences.

"Gender" refers to gender at time of death.

"Total Deaths" denotes Accidental Overdoses where one or more drugs contribute to the cause of death; however, every point for each drug series is inclusive, but not necessarily exclusive, of that drug. "Total deaths" represents all accidental overdoses including ones for drugs not specified above.

PLEASE NOTE THIS DATA IS PRELIMINARY INFORMATION AND SUSCEPTIBLE TO CHANGE