



OFFICE OF THE CHIEF MEDICAL EXAMINER

London N. Breed, Mayor

February 17, 2021

The Honorable London N. Breed, Mayor
City and County of San Francisco

The Honorable Shamann Walton, President
Board of Supervisors

Grant Colfax, M.D., Director
Department of Public Health

Subject: Report on Accidental Overdose Deaths

Dear Mayor Breed, President Walton, and Director Colfax:

The enclosed report provides preliminary data of accidental overdose deaths in the City and County of San Francisco from the recent four months of October 1, 2020, to January 31, 2021. This report satisfies the ordinance's reporting criteria. For your reference, a supplementary extended January 1, 2020, to January 31, 2021 report is enclosed.

The reports are published by the Office of the Chief Medical Examiner (OCME), Forensic Laboratory Division, to comply with local and state reporting guidelines and further OCME's mission to provide neutral data to inform policymakers. Please note, these results are preliminary as of testing to February 16, 2021, and are subject to change as the OCME finalizes the manner and cause of each death. These reports are not intended to replace other death statistics within the City that rely on finalized death certificates.

Pertinent for accurate use of these reports is understanding the source of the data and its subsequent summarization process. Decedent demographic and case information were obtained from the OCME case management system. Additionally, specific details from investigator narratives, forensic toxicology results, and where available, preliminary autopsy findings, were utilized. Collected demographic information included race, gender, age, fixed address status, and locations of residence and death.

Due to their significance in accidental overdose deaths, the reported drugs were specific to fentanyl, heroin, medicinal opioids, methamphetamine and cocaine. Their detection in blood was captured to best determine relevance in each case. Medicinal opioid-positive cases required the presence of codeine, hydrocodone, oxycodone, morphine, hydromorphone, oxymorphone, buprenorphine, tramadol, and/or methadone. Heroin determination was more closely evaluated, requiring the presence of specific heroin markers in blood or urine, expected morphine to codeine ratios, and/or case details consistent with heroin use.

Sincerely,

A handwritten signature in blue ink, appearing to read "Luke N. Rodda".

Luke N. Rodda, Ph.D.
Chief Forensic Toxicologist and Director, Forensic Laboratory Division

cc: Office of the City Administrator
enclosures: Preliminary Accidental Drug Overdose Data Reports for October 2020 through January 2021
Preliminary Accidental Drug Overdose Data Reports for January 2020 through January 2021

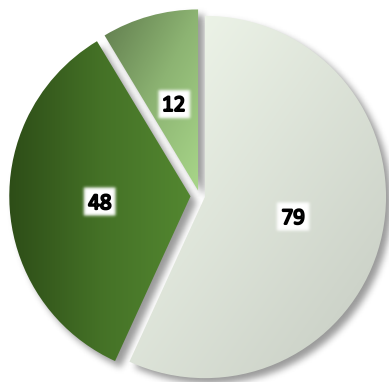
1 Newhall Street • San Francisco, CA 94124 • Phone (415) 641-3600

ACCREDITED BY THE AMERICAN BOARD OF FORENSIC TOXICOLOGY



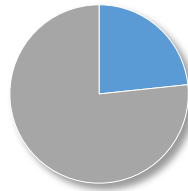
Preliminary Accidental Drug Overdose Data Report
as of February 16, 2021

OCTOBER 2020



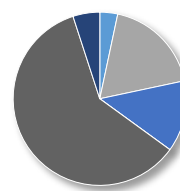
56.83% Other Causes
34.53% Acc. Overdoses Open
8.63% Acc. Overdoses Closed

Gender



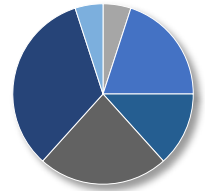
23% Female
77% Male

Race



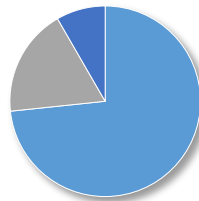
3% Asian
18% Black
13% Latinx
0% Native American
60% White
5% Other/Unknown

Age



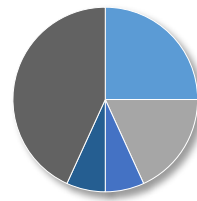
0% <15
20% 25-34
23% 45-54
5% >=65
5% 15-24
13% 35-44
33% 55-64

Fixed Address



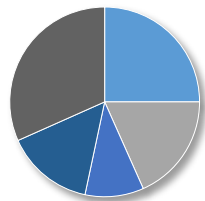
73% Yes (see residence)
18% No
8% Unknown

Residence



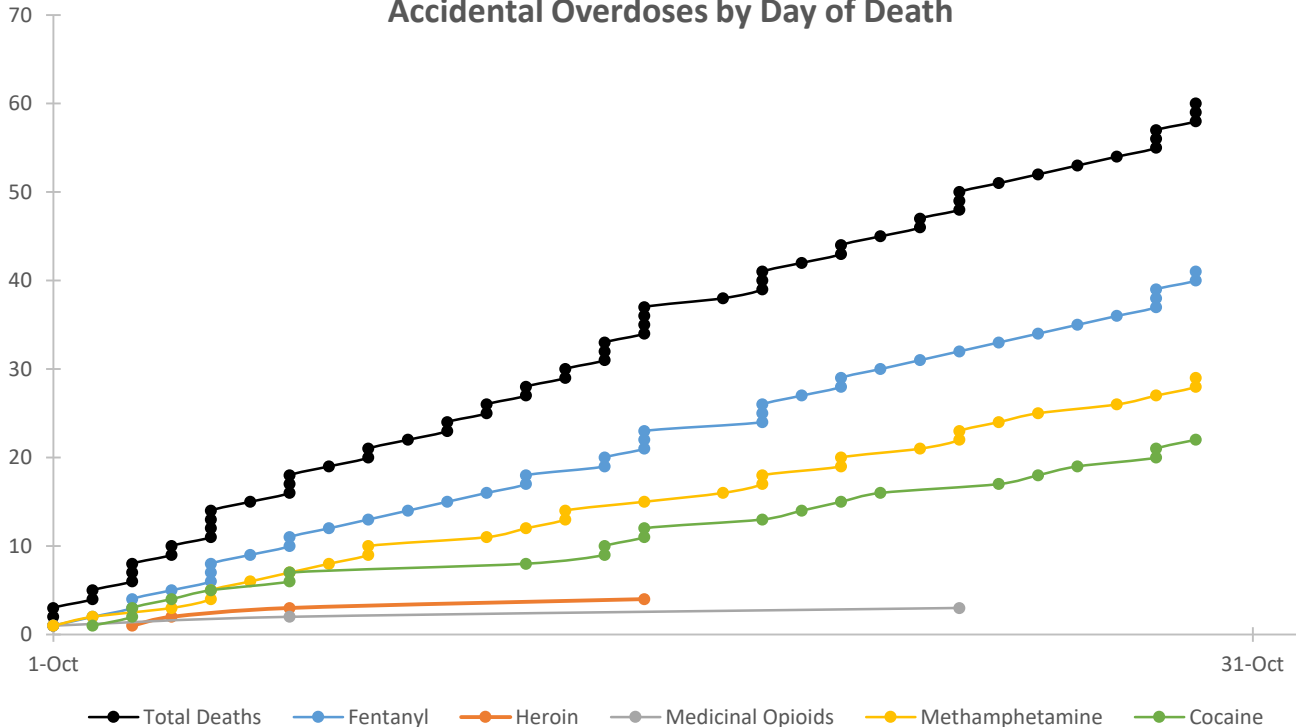
25% Tenderloin (94102)
18% SOMA (94103)
7% Inner Mission (94110)
7% Western Addition (94115)
43% Others

Location of Death



25% Tenderloin (94102)
18% SOMA (94103)
10% Nob Hill (94109)
15% Inner Mission (94110)
32% Others

Accidental Overdoses by Day of Death



"Acc. Overdoses Open" cases do not have a final cause and manner of death classification; "Acc. Overdoses Closed" cases have a final cause and manner of death classification.

"No fixed address" denotes community members who may be experiencing homelessness.

"Residence" denotes address where decedent lived; "Location of Death" denotes the location where death was declared. For "Residence" and "Location of Death", the 4 most affected neighborhoods are represented, the "Others" category refers to all other zip codes within the City and County of San Francisco and any of out county residences.

"Gender" refers to gender at time of death.

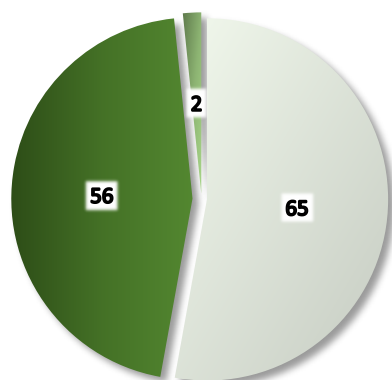
"Total Deaths" denotes Accidental Overdoses where one or more drugs contribute to the cause of death; however, every point for each drug series is inclusive, but not necessarily exclusive, of that drug. "Total deaths" represents all accidental overdoses including ones for drugs not specified above.

PLEASE NOTE THIS DATA IS PRELIMINARY INFORMATION AND SUSCEPTIBLE TO CHANGE



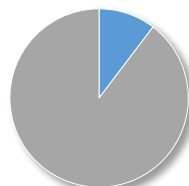
Preliminary Accidental Drug Overdose Data Report
as of February 16, 2021

NOVEMBER 2020



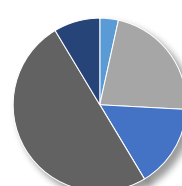
52.85% Other Causes
45.53% Acc. Overdoses Open
1.63% Acc. Overdoses Closed

Gender



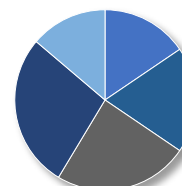
10% Female
90% Male

Race



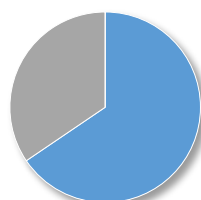
3% Asian
22% Black
16% Latinx
0% Native American
50% White
9% Other/Unknown

Age



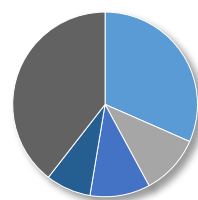
0% <15
16% 25-34
24% 45-54
14% >=65
0% 15-24
19% 35-44

Fixed Address



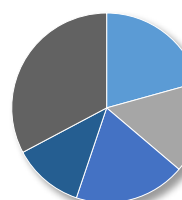
66% Yes (see residence)
34% No
0% Unknown

Residence



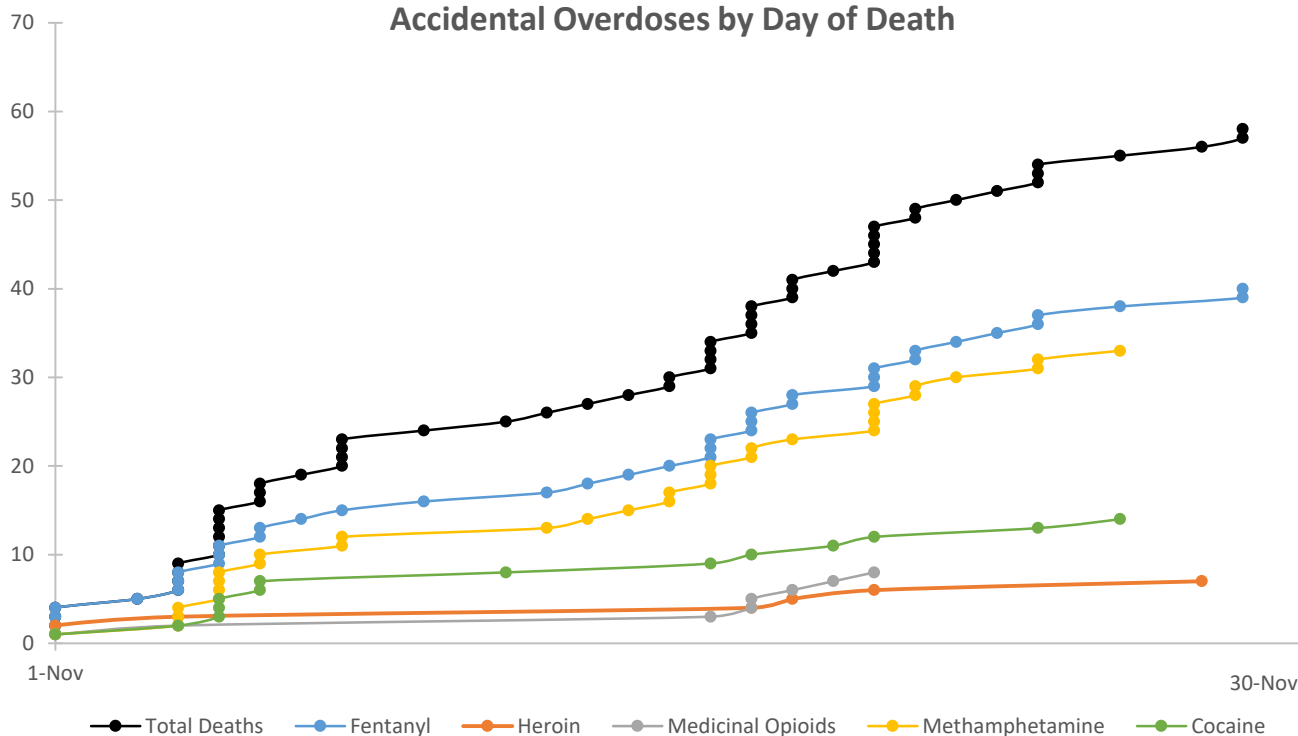
32% Tenderloin (94102)
11% SOMA (94103)
11% Nob Hill (94109)
8% North Beach (94133)
39% Others

Location of Death



21% Tenderloin (94102)
16% SOMA (94103)
19% Nob Hill (94109)
12% Inner Mission (94110)
33% Others

Accidental Overdoses by Day of Death



"Acc. Overdoses Open" cases do not have a final cause and manner of death classification; "Acc. Overdoses Closed" cases have a final cause and manner of death classification.

"No fixed address" denotes community members who may be experiencing homelessness.

"Residence" denotes address where decedent lived; "Location of Death" denotes the location where death was declared. For "Residence" and "Location of Death", the 4 most affected neighborhoods are represented, the "Others" category refers to all other zip codes within the City and County of San Francisco and any of out county residences.

"Gender" refers to gender at time of death.

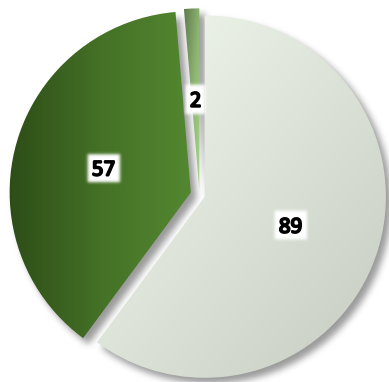
"Total Deaths" denotes Accidental Overdoses where one or more drugs contribute to the cause of death; however, every point for each drug series is inclusive, but not necessarily exclusive, of that drug. "Total deaths" represents all accidental overdoses including ones for drugs not specified above.

PLEASE NOTE THIS DATA IS PRELIMINARY INFORMATION AND SUSCEPTIBLE TO CHANGE



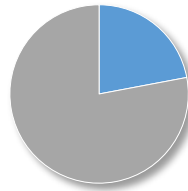
Preliminary Accidental Drug Overdose Data Report
as of February 16, 2021

DECEMBER 2020



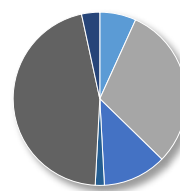
60.14% Other Causes
38.51% Acc. Overdoses Open
1.35% Acc. Overdoses Closed

Gender



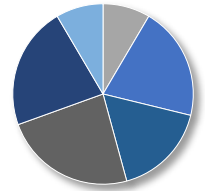
22% Female
78% Male

Race



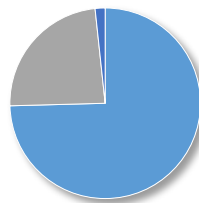
7% Asian
31% Black
12% Latinx
2% Native American
46% White
3% Other/Unknown

Age



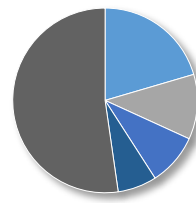
0% <15
20% 25-34
24% 45-54
8% >=65
15-24 8%
35-44 17%
55-64 22%

Fixed Address



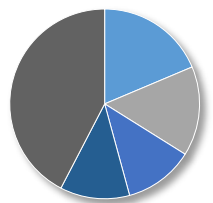
75% Yes (see residence)
24% No
2% Unknown

Residence



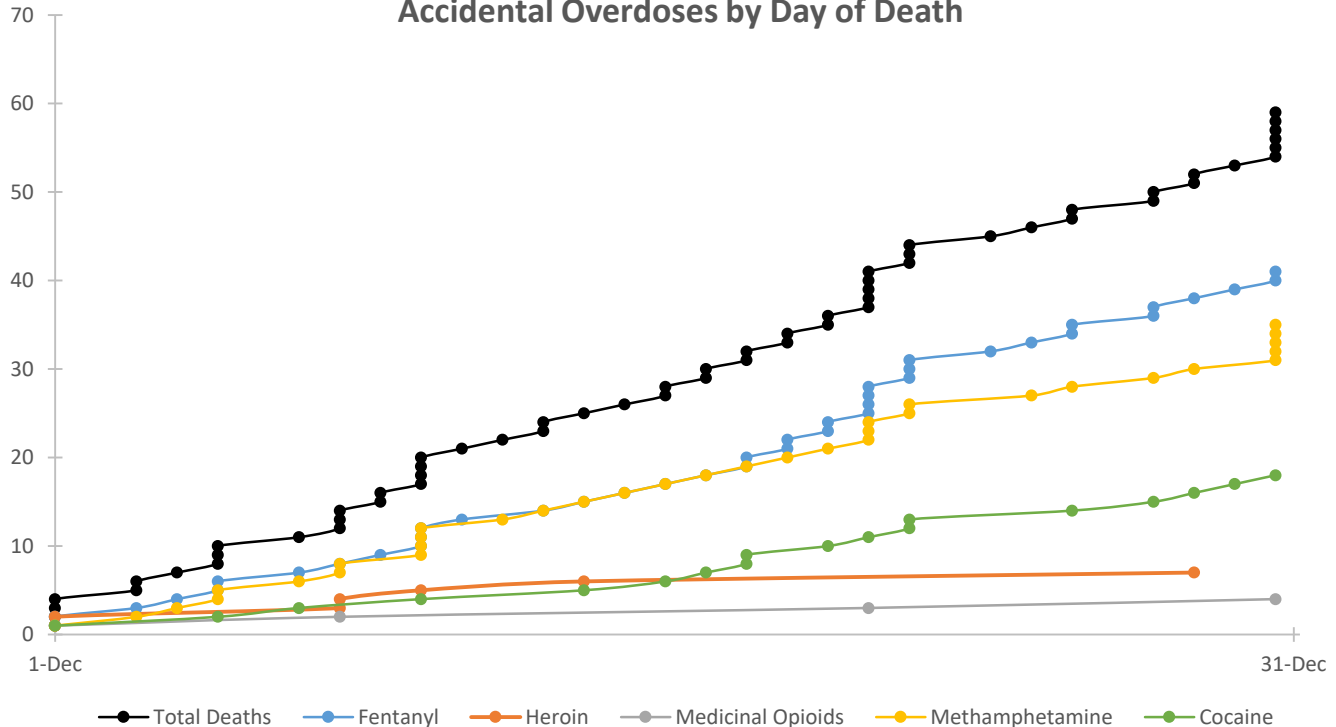
20% Tenderloin (94102)
11% SOMA (94103)
9% Inner Mission (94110)
7% Sunset (94122)
52% Others

Location of Death



19% Tenderloin (94102)
15% SOMA (94103)
12% Nob Hill (94109)
12% Inner Mission (94110)
42% Others

Accidental Overdoses by Day of Death



"Acc. Overdoses Open" cases do not have a final cause and manner of death classification; "Acc. Overdoses Closed" cases have a final cause and manner of death classification.

"No fixed address" denotes community members who may be experiencing homelessness.

"Residence" denotes address where decedent lived; "Location of Death" denotes the location where death was declared. For "Residence" and "Location of Death", the 4 most affected neighborhoods are represented, the "Others" category refers to all other zip codes within the City and County of San Francisco and any of out county residences.

"Gender" refers to gender at time of death.

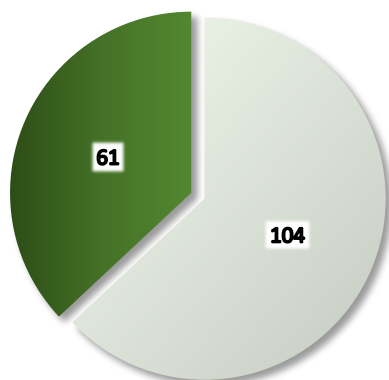
"Total Deaths" denotes Accidental Overdoses where one or more drugs contribute to the cause of death; however, every point for each drug series is inclusive, but not necessarily exclusive, of that drug. "Total deaths" represents all accidental overdoses including ones for drugs not specified above.

PLEASE NOTE THIS DATA IS PRELIMINARY INFORMATION AND SUSCEPTIBLE TO CHANGE



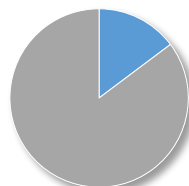
Preliminary Accidental Drug Overdose Data Report
as of February 16, 2021

JANUARY 2021



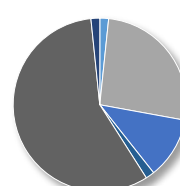
63.03% Other Causes
36.97% Acc. Overdoses Open
0.00% Acc. Overdoses Closed

Gender



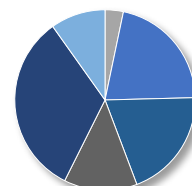
15% Female
85% Male

Race



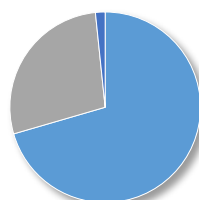
2% Asian
26% Black
11% Latinx
2% Native American
57% White
2% Other/Unknown

Age



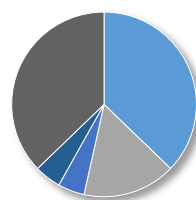
0% <15
3% 15-24
21% 25-34
20% 35-44
13% 45-54
33% 55-64
10% >=65

Fixed Address



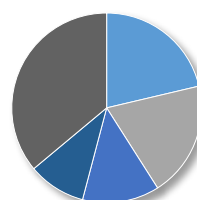
70% Yes (see residence)
28% No
2% Unknown

Residence



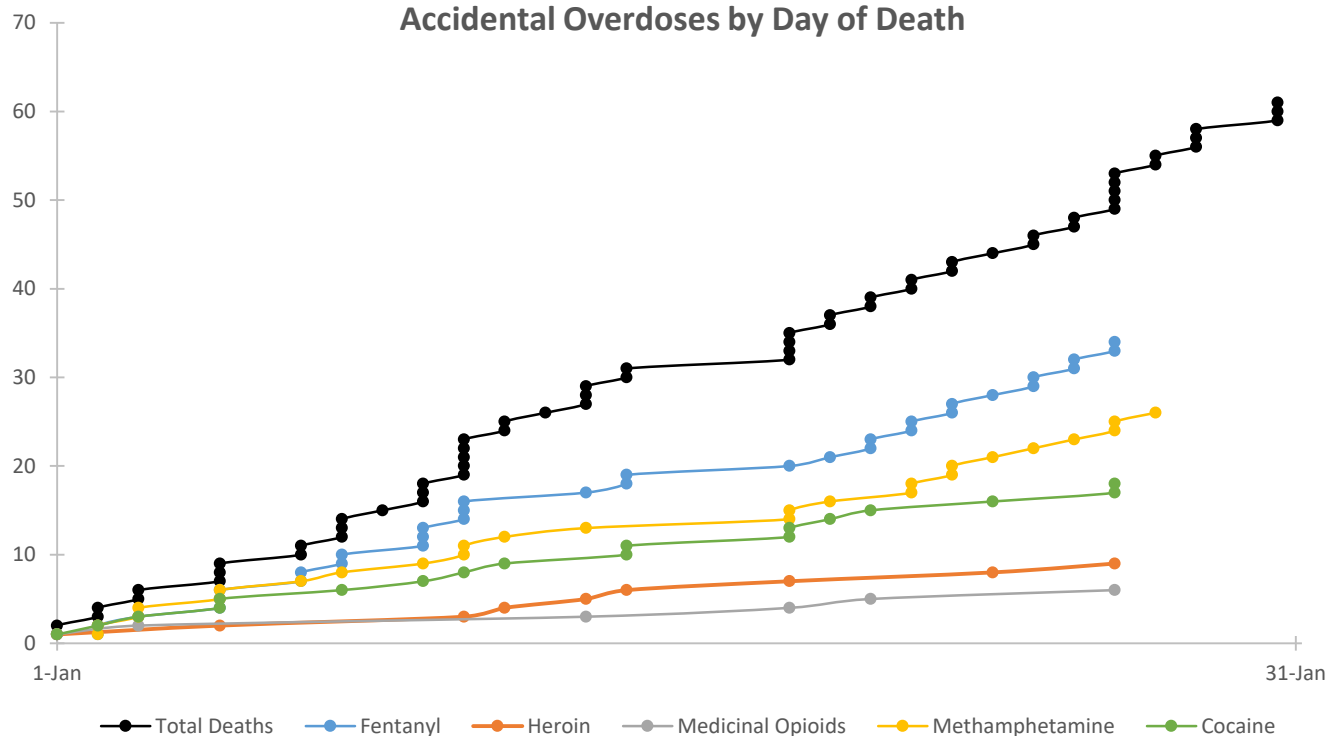
37% Tenderloin (94102)
16% SOMA (94103)
5% Inner Mission (94110)
5% Castro/Noe Valley (94114)
37% Others

Location of Death



21% Tenderloin (94102)
20% SOMA (94103)
13% Nob Hill (94109)
10% Inner Mission (94110)
36% Others

Accidental Overdoses by Day of Death



"Acc. Overdoses Open" cases do not have a final cause and manner of death classification; "Acc. Overdoses Closed" cases have a final cause and manner of death classification.

"No fixed address" denotes community members who may be experiencing homelessness.

"Residence" denotes address where decedent lived; "Location of Death" denotes the location where death was declared. For "Residence" and "Location of Death", the 4 most affected neighborhoods are represented, the "Others" category refers to all other zip codes within the City and County of San Francisco and any of out county residences.

"Gender" refers to gender at time of death.

"Total Deaths" denotes Accidental Overdoses where one or more drugs contribute to the cause of death; however, every point for each drug series is inclusive, but not necessarily exclusive, of that drug. "Total deaths" represents all accidental overdoses including ones for drugs not specified above.

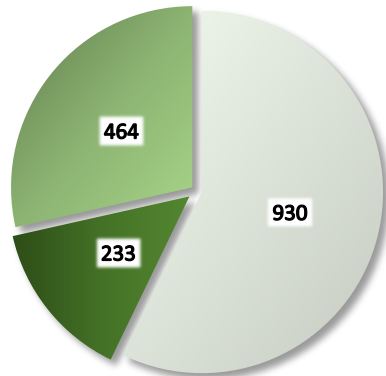
PLEASE NOTE THIS DATA IS PRELIMINARY INFORMATION AND SUSCEPTIBLE TO CHANGE

**Preliminary Accidental Drug Overdose Data Reports for
January 2020 through January 2021**



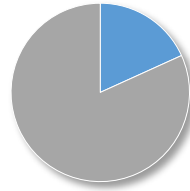
Preliminary Accidental Drug Overdose Data Report
as of February 16, 2021

JAN-DEC 2020



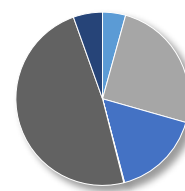
57.16% Other Causes
14.32% Acc. Overdoses Open
28.52% Acc. Overdoses Closed

Gender



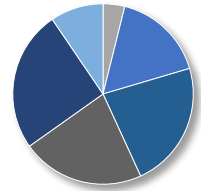
18% Female
82% Male

Race



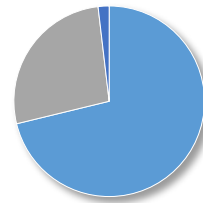
4% Asian
25% Black
16% Latinx
0% Native American
48% White
5% Other/Unknown

Age



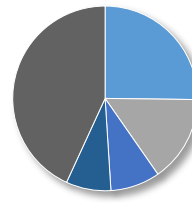
0% <15
16% 25-34
22% 45-54
9% >=65
4% 15-24
23% 35-44
25% 55-64

Fixed Address



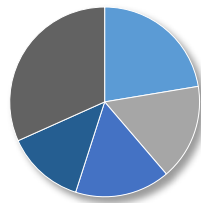
71% Yes (see residence)
27% No
2% Unknown

Residence

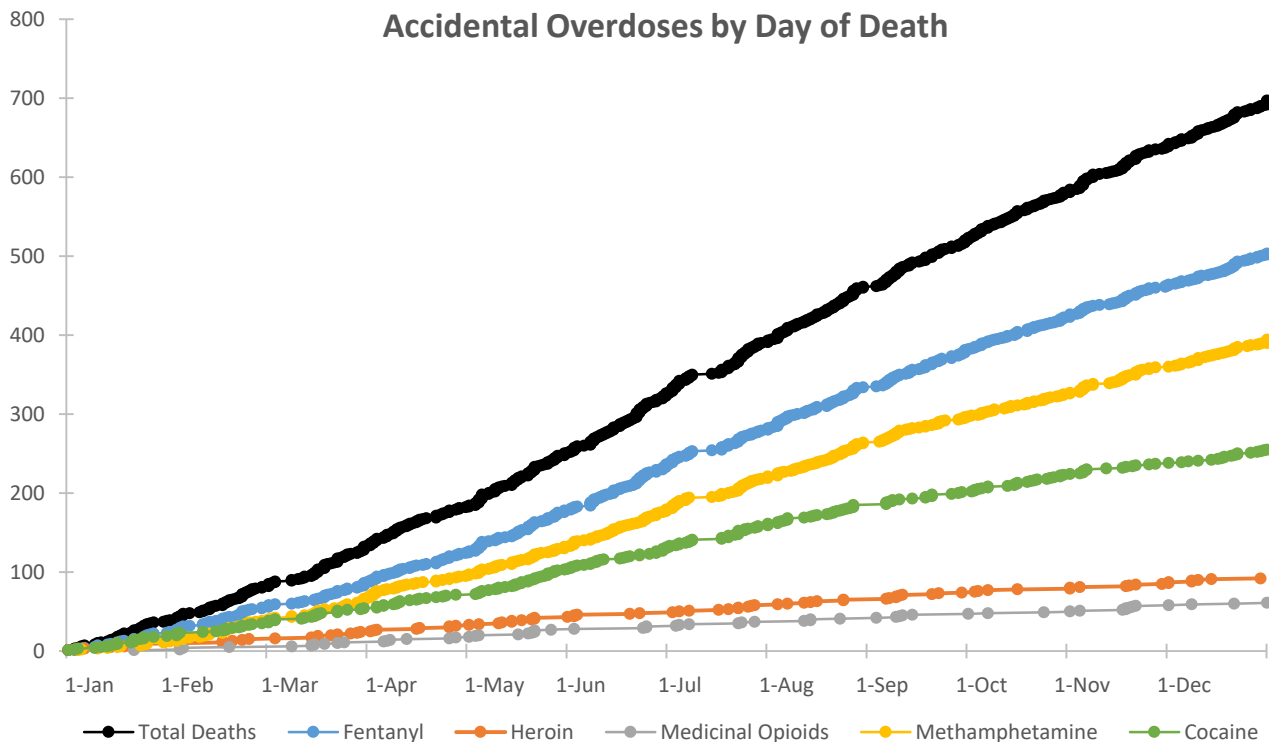


25% Tenderloin (94102)
15% SOMA (94103)
9% Nob Hill (94109)
8% Inner Mission (94110)
43% Others

Location of Death



22% Tenderloin (94102)
16% SOMA (94103)
16% Nob Hill (94109)
13% Inner Mission (94110)
32% Others



"Acc. Overdoses Open" cases do not have a final cause and manner of death classification; "Acc. Overdoses Closed" cases have a final cause and manner of death classification.

"No fixed address" denotes community members who may be experiencing homelessness.

"Residence" denotes address where decedent lived; "Location of Death" denotes the location where death was declared. For "Residence" and "Location of Death", the 4 most affected neighborhoods are represented, the "Others" category refers to all other zip codes within the City and County of San Francisco and any of out county residences.

"Gender" refers to gender at time of death.

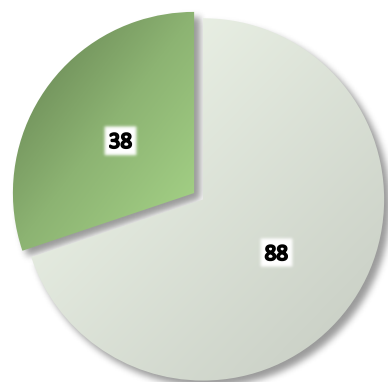
"Total Deaths" denotes Accidental Overdoses where one or more drugs contribute to the cause of death; however, every point for each drug series is inclusive, but not necessarily exclusive, of that drug. "Total deaths" represents all accidental overdoses including ones for drugs not specified above.

PLEASE NOTE THIS DATA IS PRELIMINARY INFORMATION AND SUSCEPTIBLE TO CHANGE



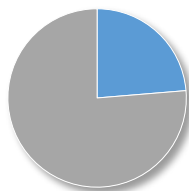
Preliminary Accidental Drug Overdose Data Report
as of February 16, 2021

JANUARY 2020



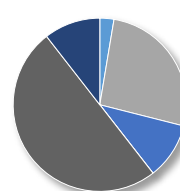
69.84% Other Causes
0.00% Acc. Overdoses Open
30.16% Acc. Overdoses Closed

Gender



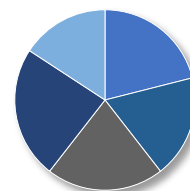
24% Female
76% Male

Race



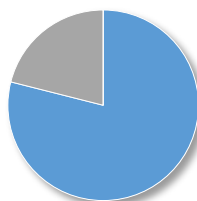
3% Asian
26% Black
11% Latinx
0% Native American
50% White
11% Other/Unknown

Age



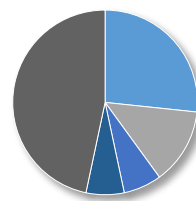
0% <15
21% 25-34
21% 45-54
16% >=65
0% 15-24
18% 35-44
24% 55-64

Fixed Address



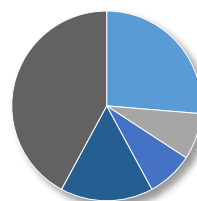
79% Yes (see residence)
21% No
0% Unknown

Residence

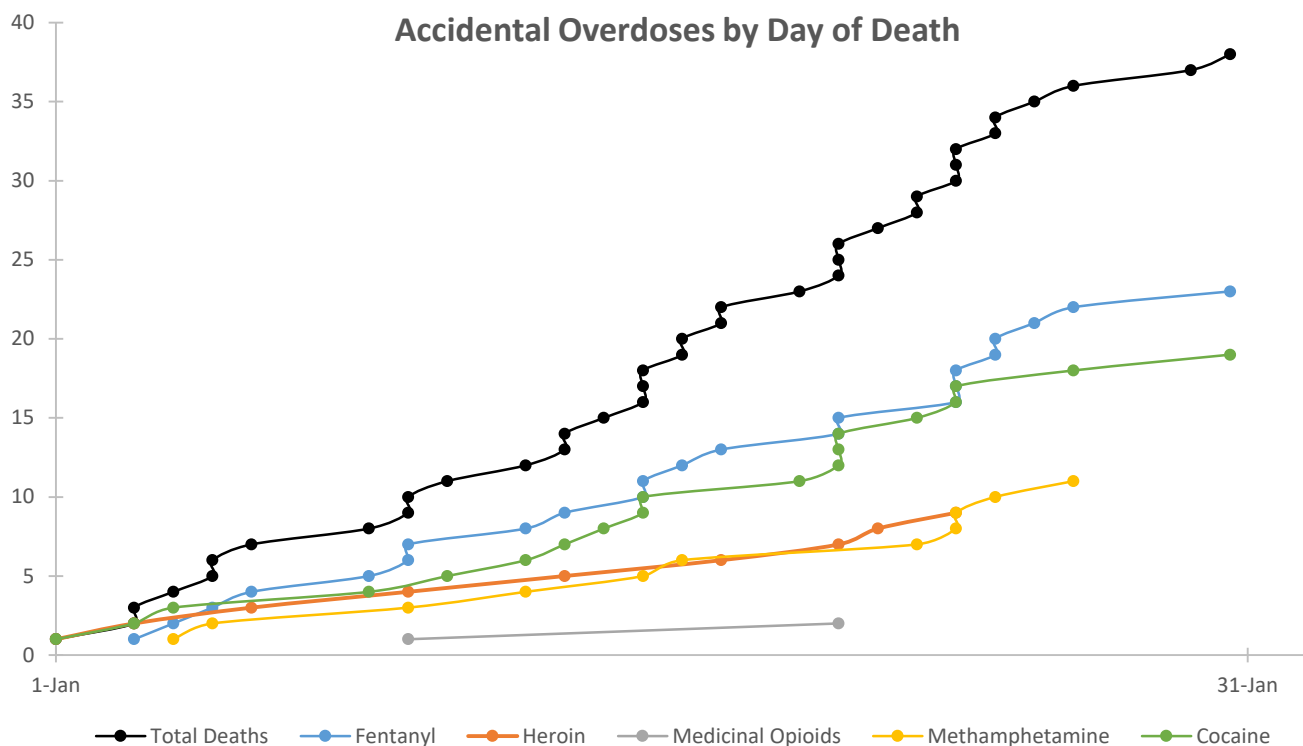


27% Tenderloin (94102)
13% SOMA (94103)
7% Ingleside (94112)
7% North Beach (94133)
47% Others

Location of Death



26% Tenderloin (94102)
8% North Beach (94133)
8% Nob Hill (94109)
16% Inner Mission (94110)
42% Others



"Acc. Overdoses Open" cases do not have a final cause and manner of death classification; "Acc. Overdoses Closed" cases have a final cause and manner of death classification.

"No fixed address" denotes community members who may be experiencing homelessness.

"Residence" denotes address where decedent lived; "Location of Death" denotes the location where death was declared. For "Residence" and "Location of Death", the 4 most affected neighborhoods are represented, the "Others" category refers to all other zip codes within the City and County of San Francisco and any of out county residences.

"Gender" refers to gender at time of death.

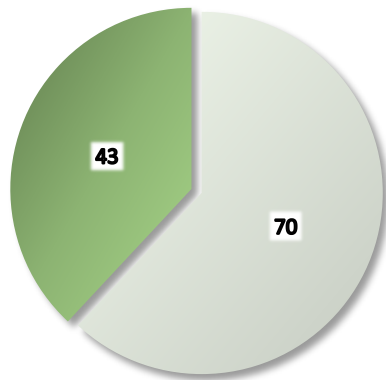
"Total Deaths" denotes Accidental Overdoses where one or more drugs contribute to the cause of death; however, every point for each drug series is inclusive, but not necessarily exclusive, of that drug. "Total deaths" represents all accidental overdoses including ones for drugs not specified above.

PLEASE NOTE THIS DATA IS PRELIMINARY INFORMATION AND SUSCEPTIBLE TO CHANGE

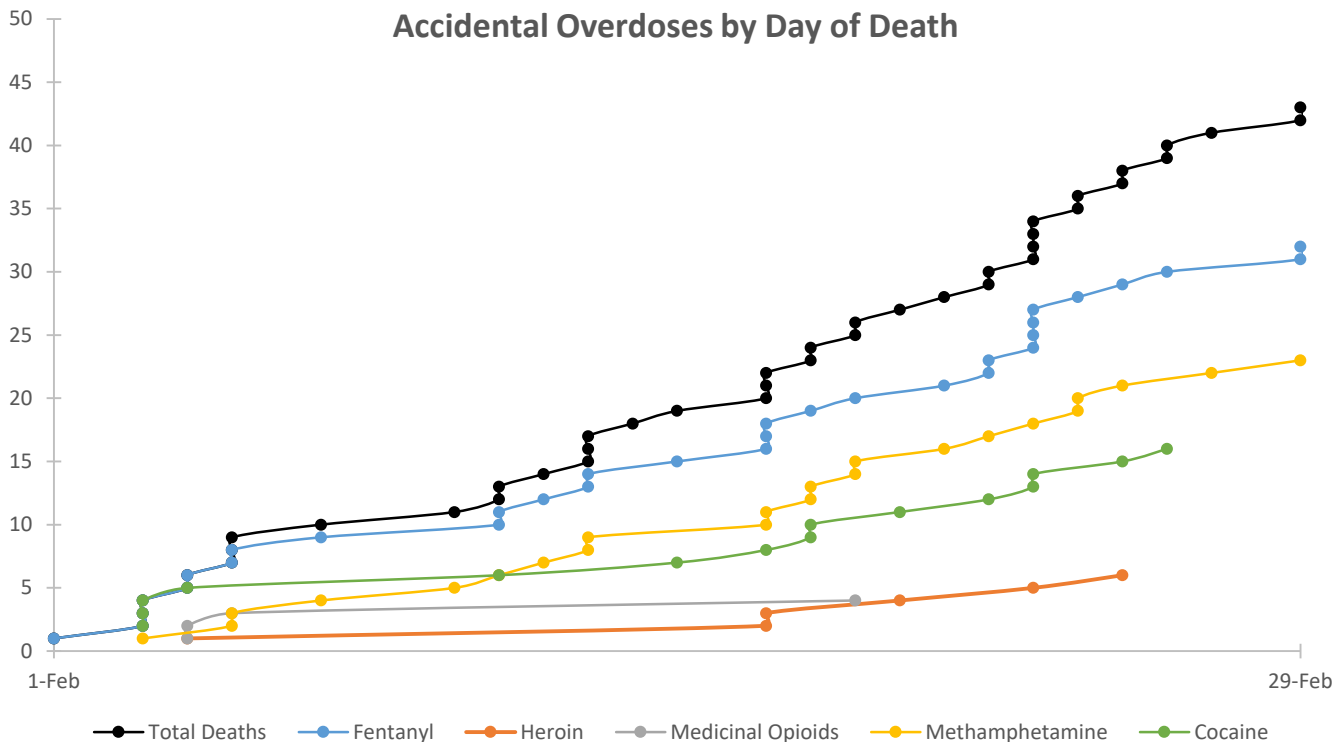
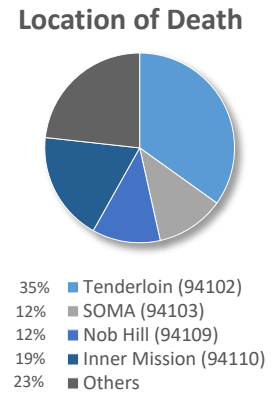
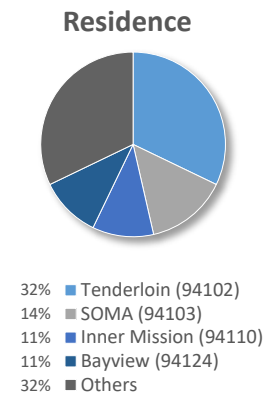
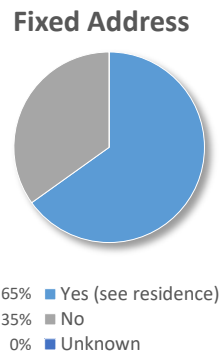
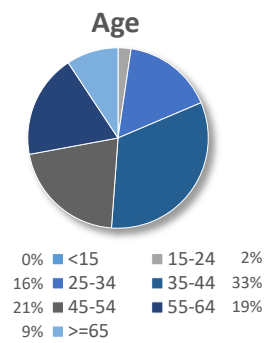
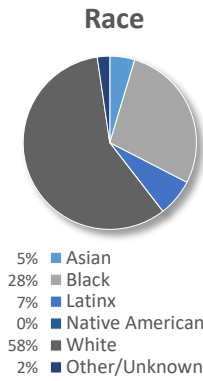
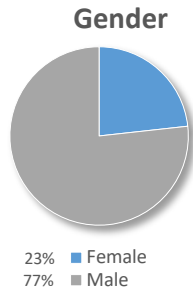


Preliminary Accidental Drug Overdose Data Report
as of February 16, 2021

FEBRUARY 2020



61.95% Other Causes
0.00% Acc. Overdoses Open
38.05% Acc. Overdoses Closed



"Acc. Overdoses Open" cases do not have a final cause and manner of death classification; "Acc. Overdoses Closed" cases have a final cause and manner of death classification.

"No fixed address" denotes community members who may be experiencing homelessness.

"Residence" denotes address where decedent lived; "Location of Death" denotes the location where death was declared. For "Residence" and "Location of Death", the 4 most affected neighborhoods are represented, the "Others" category refers to all other zip codes within the City and County of San Francisco and any of out county residences.

"Gender" refers to gender at time of death.

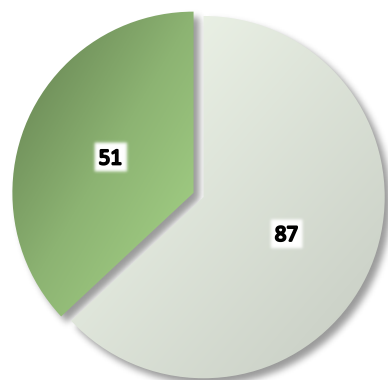
"Total Deaths" denotes Accidental Overdoses where one or more drugs contribute to the cause of death; however, every point for each drug series is inclusive, but not necessarily exclusive, of that drug. "Total deaths" represents all accidental overdoses including ones for drugs not specified above.

PLEASE NOTE THIS DATA IS PRELIMINARY INFORMATION AND SUSCEPTIBLE TO CHANGE



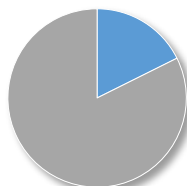
Preliminary Accidental Drug Overdose Data Report
as of February 16, 2021

MARCH 2020



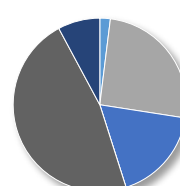
63.04% Other Causes
0.00% Acc. Overdoses Open
36.96% Acc. Overdoses Closed

Gender



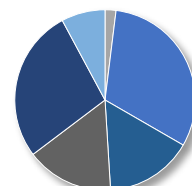
18% Female
82% Male

Race



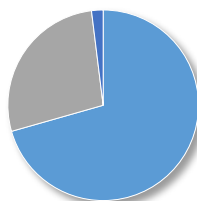
2% Asian
25% Black
18% Latinx
0% Native American
47% White
8% Other/Unknown

Age



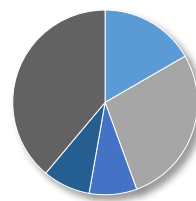
0% <15
31% 15-24
16% 25-34
16% 35-44
8% 45-54
27% 55-64
8% >=65

Fixed Address



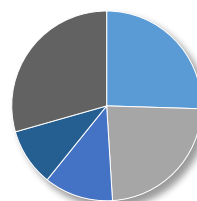
71% Yes (see residence)
27% No
2% Unknown

Residence



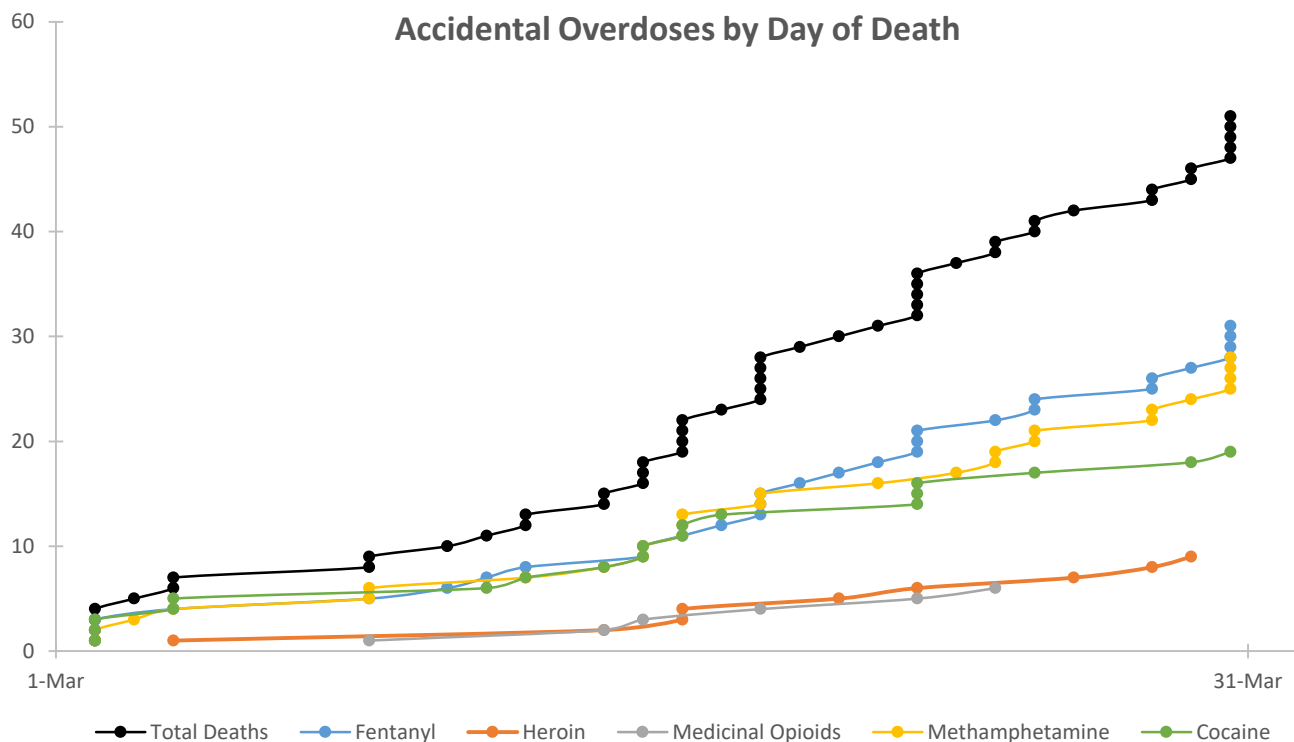
17% Tenderloin (94102)
28% SOMA (94103)
8% Inner Mission (94110)
8% Twin Peaks (94131)
39% Others

Location of Death



25% Tenderloin (94102)
24% SOMA (94103)
12% Nob Hill (94109)
10% Inner Mission (94110)
29% Others

Accidental Overdoses by Day of Death



"Acc. Overdoses Open" cases do not have a final cause and manner of death classification; "Acc. Overdoses Closed" cases have a final cause and manner of death classification.

"No fixed address" denotes community members who may be experiencing homelessness.

"Residence" denotes address where decedent lived; "Location of Death" denotes the location where death was declared. For "Residence" and "Location of Death", the 4 most affected neighborhoods are represented, the "Others" category refers to all other zip codes within the City and County of San Francisco and any of out county residences.

"Gender" refers to gender at time of death.

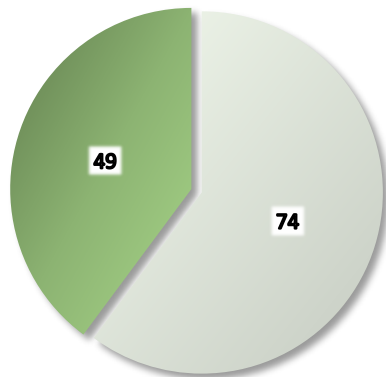
"Total Deaths" denotes Accidental Overdoses where one or more drugs contribute to the cause of death; however, every point for each drug series is inclusive, but not necessarily exclusive, of that drug. "Total deaths" represents all accidental overdoses including ones for drugs not specified above.

PLEASE NOTE THIS DATA IS PRELIMINARY INFORMATION AND SUSCEPTIBLE TO CHANGE



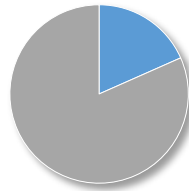
Preliminary Accidental Drug Overdose Data Report
as of February 16, 2021

APRIL 2020



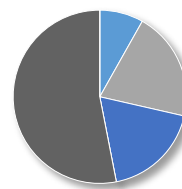
60.16% Other Causes
0.00% Acc. Overdoses Open
39.84% Acc. Overdoses Closed

Gender



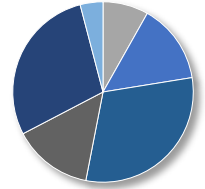
18% Female
82% Male

Race



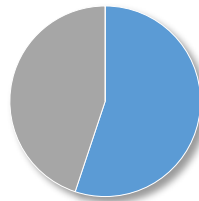
8% Asian
20% Black
18% Latinx
0% Native American
53% White
0% Other/Unknown

Age



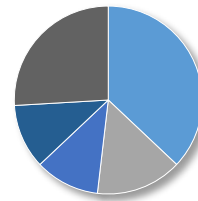
0% <15
8% 15-24
31% 25-34
29% 35-44
14% 45-54
4% >=65

Fixed Address



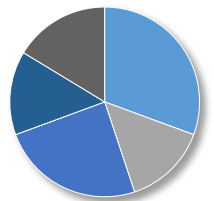
55% Yes (see residence)
45% No
0% Unknown

Residence



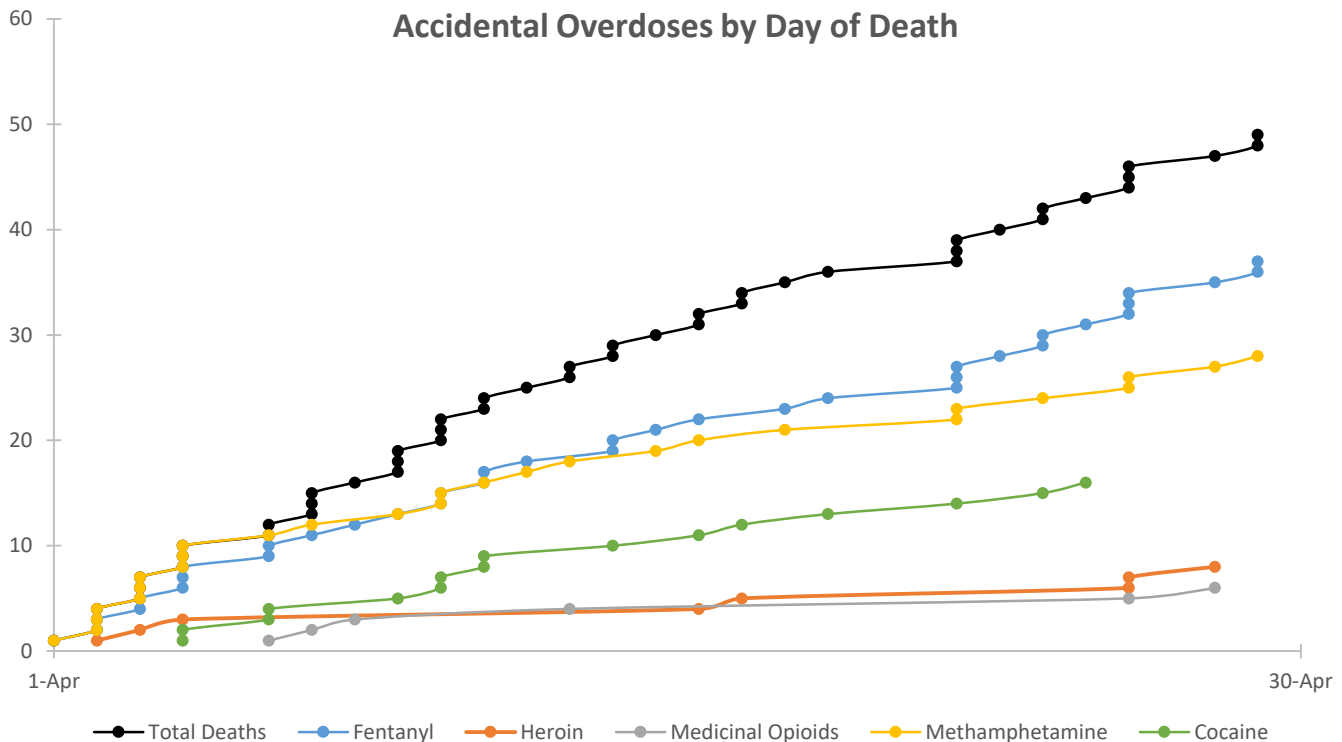
37% Tenderloin (94102)
15% Nob Hill (94109)
11% Haight-Ashbury (94117)
11% Inner Mission (94110)
26% Others

Location of Death



31% Tenderloin (94102)
14% SOMA (94103)
24% Nob Hill (94109)
14% Inner Mission (94110)
16% Others

Accidental Overdoses by Day of Death



"Acc. Overdoses Open" cases do not have a final cause and manner of death classification; "Acc. Overdoses Closed" cases have a final cause and manner of death classification.

"No fixed address" denotes community members who may be experiencing homelessness.

"Residence" denotes address where decedent lived; "Location of Death" denotes the location where death was declared. For "Residence" and "Location of Death", the 4 most affected neighborhoods are represented, the "Others" category refers to all other zip codes within the City and County of San Francisco and any of out county residences.

"Gender" refers to gender at time of death.

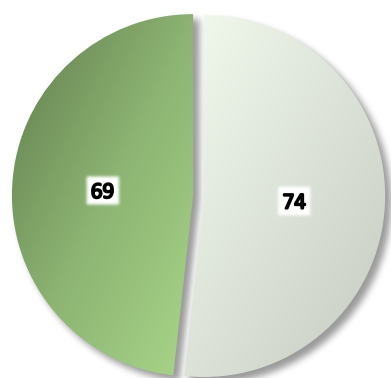
"Total Deaths" denotes Accidental Overdoses where one or more drugs contribute to the cause of death; however, every point for each drug series is inclusive, but not necessarily exclusive, of that drug. "Total deaths" represents all accidental overdoses including ones for drugs not specified above.

PLEASE NOTE THIS DATA IS PRELIMINARY INFORMATION AND SUSCEPTIBLE TO CHANGE



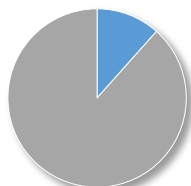
Preliminary Accidental Drug Overdose Data Report
as of February 16, 2021

MAY 2020



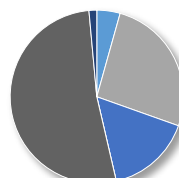
51.75% Other Causes
0.00% Acc. Overdoses Open
48.25% Acc. Overdoses Closed

Gender



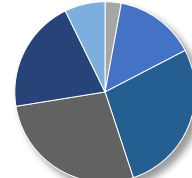
12% Female
88% Male

Race



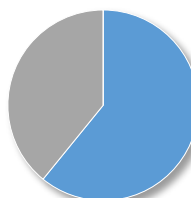
4% Asian
26% Black
16% Latinx
0% Native American
52% White
1% Other/Unknown

Age



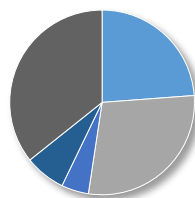
0% <15
14% 15-24
28% 25-34
7% 45-54
3% >=65

Fixed Address



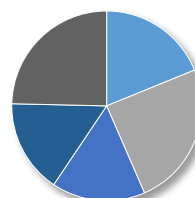
61% Yes (see residence)
39% No
0% Unknown

Residence



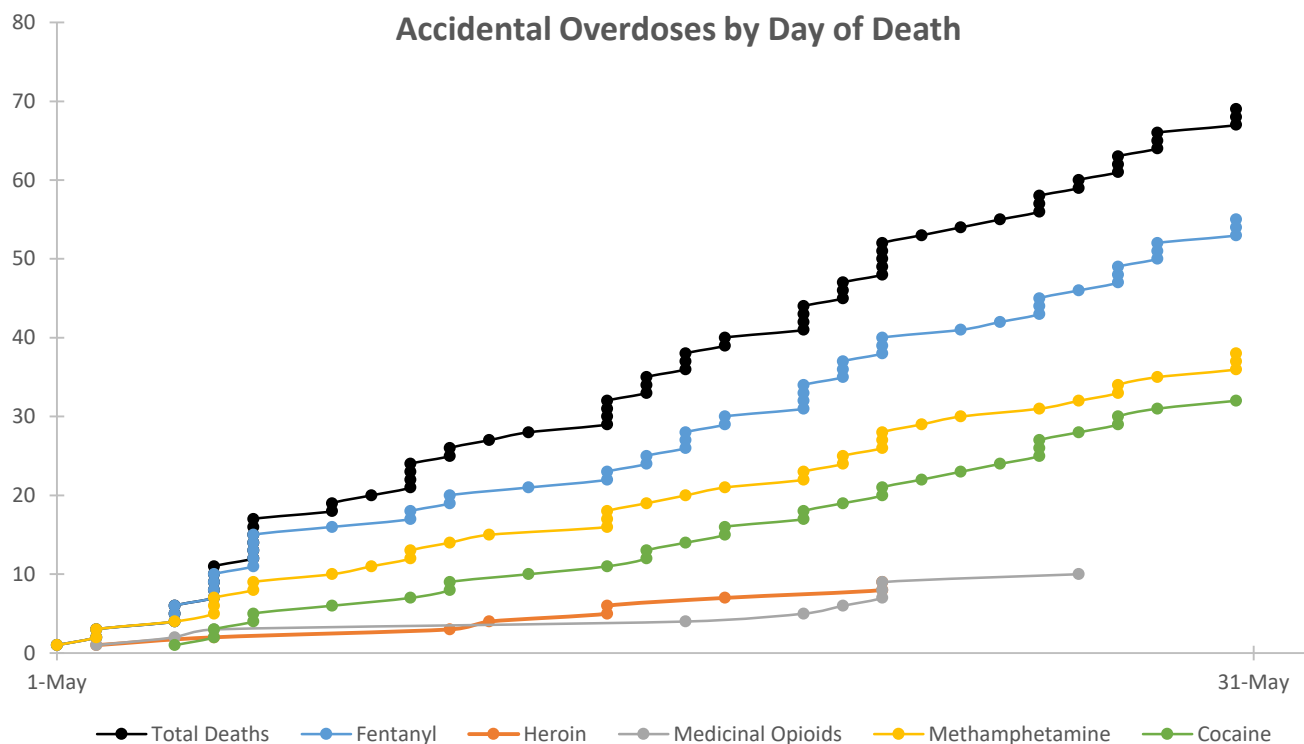
24% Tenderloin (94102)
29% SOMA (94103)
5% Inner Mission (94110)
7% Lake Merced (94132)
36% Others

Location of Death



19% Tenderloin (94102)
25% SOMA (94103)
16% Nob Hill (94109)
16% Inner Mission (94110)
25% Others

Accidental Overdoses by Day of Death



"Acc. Overdoses Open" cases do not have a final cause and manner of death classification; "Acc. Overdoses Closed" cases have a final cause and manner of death classification.

"No fixed address" denotes community members who may be experiencing homelessness.

"Residence" denotes address where decedent lived; "Location of Death" denotes the location where death was declared. For "Residence" and "Location of Death", the 4 most affected neighborhoods are represented, the "Others" category refers to all other zip codes within the City and County of San Francisco and any of out county residences.

"Gender" refers to gender at time of death.

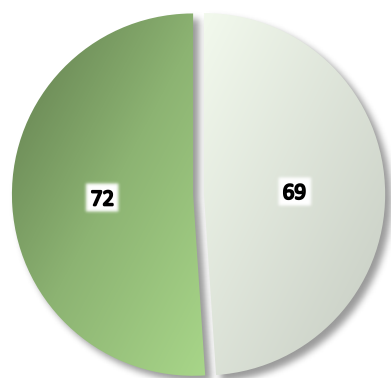
"Total Deaths" denotes Accidental Overdoses where one or more drugs contribute to the cause of death; however, every point for each drug series is inclusive, but not necessarily exclusive, of that drug. "Total deaths" represents all accidental overdoses including ones for drugs not specified above.

PLEASE NOTE THIS DATA IS PRELIMINARY INFORMATION AND SUSCEPTIBLE TO CHANGE



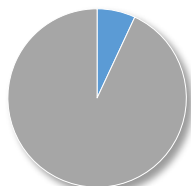
Preliminary Accidental Drug Overdose Data Report
as of February 16, 2021

JUNE 2020



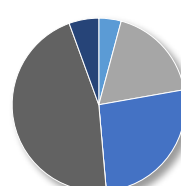
48.94% Other Causes
0.00% Acc. Overdoses Open
51.06% Acc. Overdoses Closed

Gender



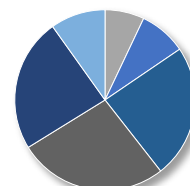
7% Female
93% Male

Race



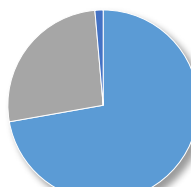
4% Asian
18% Black
26% Latinx
0% Native American
46% White
6% Other/Unknown

Age



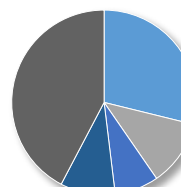
0% <15
8% 25-34
26% 45-54
10% >=65
7% 15-24
24% 35-44
24% 55-64

Fixed Address



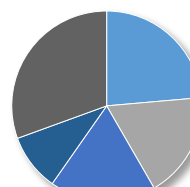
72% Yes (see residence)
26% No
1% Unknown

Residence



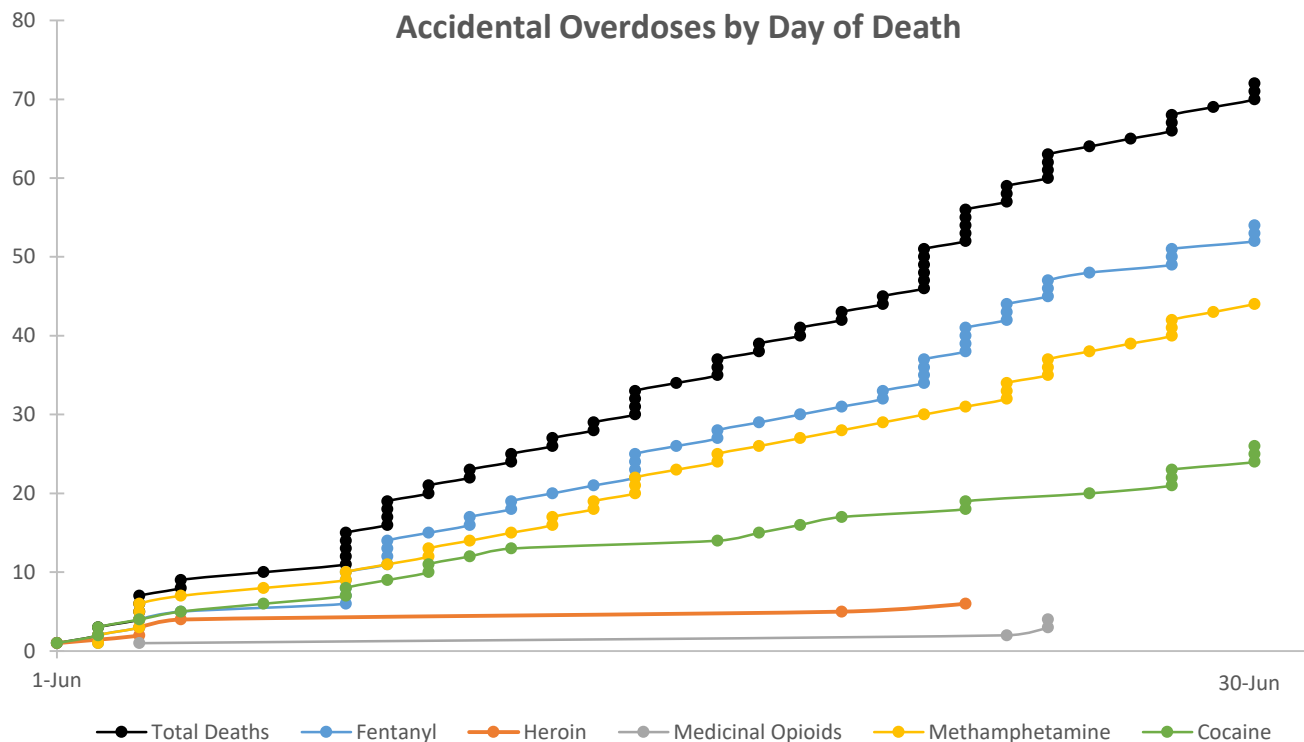
29% Tenderloin (94102)
12% SOMA (94103)
8% Chinatown (94108)
10% Nob Hill (94109)
42% Others

Location of Death



24% Tenderloin (94102)
18% SOMA (94103)
18% Nob Hill (94109)
10% Inner Mission (94110)
31% Others

Accidental Overdoses by Day of Death



"Acc. Overdoses Open" cases do not have a final cause and manner of death classification; "Acc. Overdoses Closed" cases have a final cause and manner of death classification.

"No fixed address" denotes community members who may be experiencing homelessness.

"Residence" denotes address where decedent lived; "Location of Death" denotes the location where death was declared. For "Residence" and "Location of Death", the 4 most affected neighborhoods are represented, the "Others" category refers to all other zip codes within the City and County of San Francisco and any of out county residences.

"Gender" refers to gender at time of death.

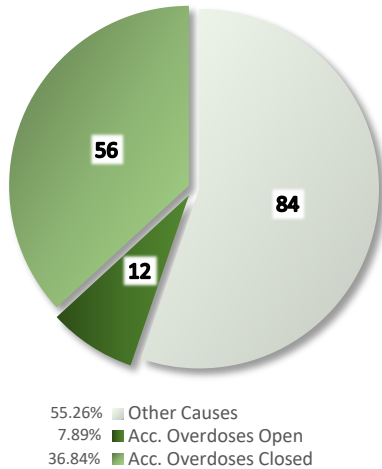
"Total Deaths" denotes Accidental Overdoses where one or more drugs contribute to the cause of death; however, every point for each drug series is inclusive, but not necessarily exclusive, of that drug. "Total deaths" represents all accidental overdoses including ones for drugs not specified above.

PLEASE NOTE THIS DATA IS PRELIMINARY INFORMATION AND SUSCEPTIBLE TO CHANGE

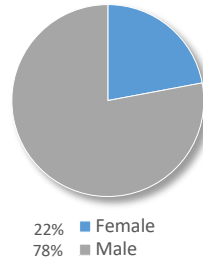


Preliminary Accidental Drug Overdose Data Report
as of February 16, 2021

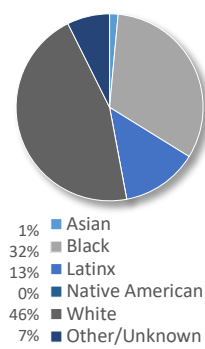
JULY 2020



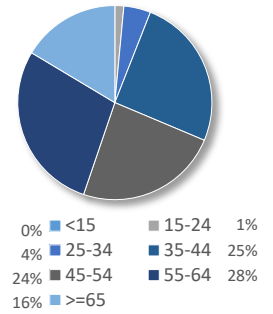
Gender



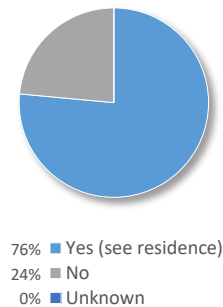
Race



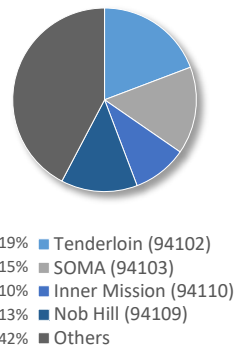
Age



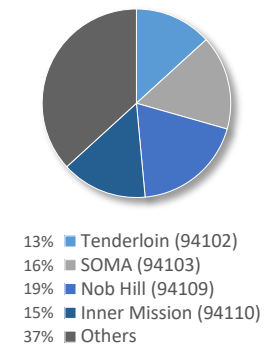
Fixed Address



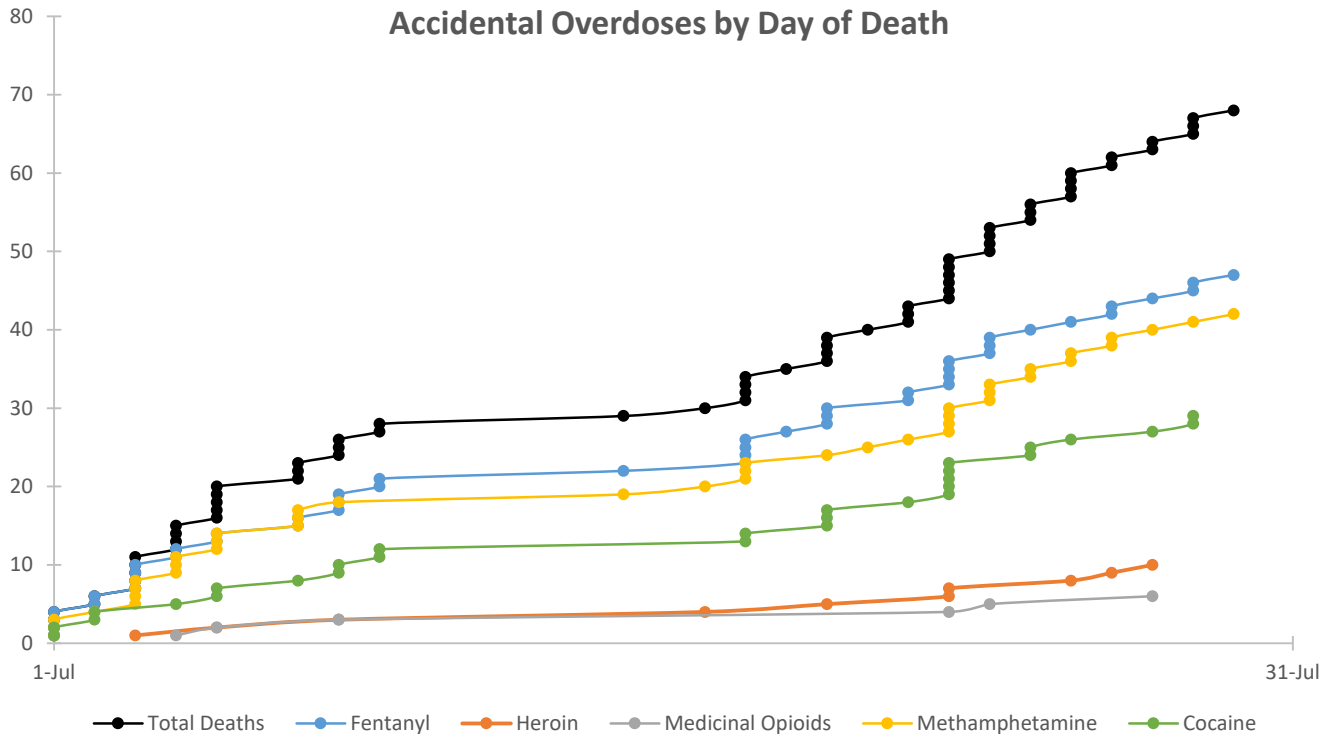
Residence



Location of Death



Accidental Overdoses by Day of Death



"Acc. Overdoses Open" cases do not have a final cause and manner of death classification; "Acc. Overdoses Closed" cases have a final cause and manner of death classification.

"No fixed address" denotes community members who may be experiencing homelessness.

"Residence" denotes address where decedent lived; "Location of Death" denotes the location where death was declared. For "Residence" and "Location of Death", the 4 most affected neighborhoods are represented, the "Others" category refers to all other zip codes within the City and County of San Francisco and any of out county residences.

"Gender" refers to gender at time of death.

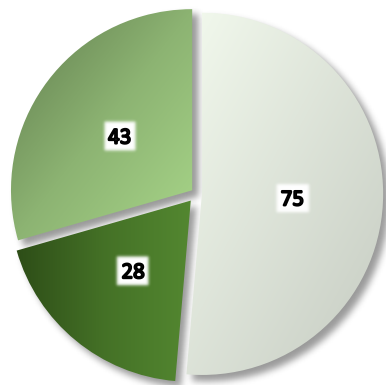
"Total Deaths" denotes Accidental Overdoses where one or more drugs contribute to the cause of death; however, every point for each drug series is inclusive, but not necessarily exclusive, of that drug. "Total deaths" represents all accidental overdoses including ones for drugs not specified above.

PLEASE NOTE THIS DATA IS PRELIMINARY INFORMATION AND SUSCEPTIBLE TO CHANGE



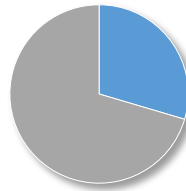
Preliminary Accidental Drug Overdose Data Report
as of February 16, 2021

AUGUST 2020



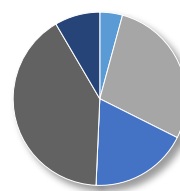
51.37% Other Causes
19.18% Acc. Overdoses Open
29.45% Acc. Overdoses Closed

Gender



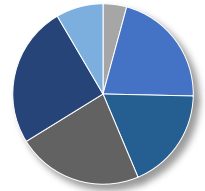
30% Female
70% Male

Race



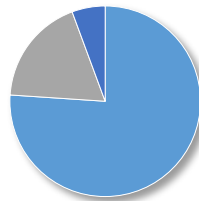
4% Asian
28% Black
18% Latinx
0% Native American
41% White
8% Other/Unknown

Age



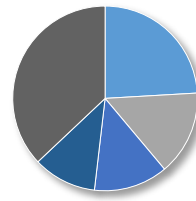
0% <15
21% 25-34
23% 45-54
8% >=65
4% 15-24
18% 35-44
25% 55-64

Fixed Address



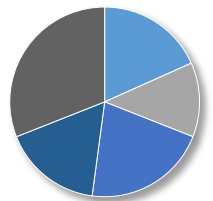
76% Yes (see residence)
18% No
6% Unknown

Residence



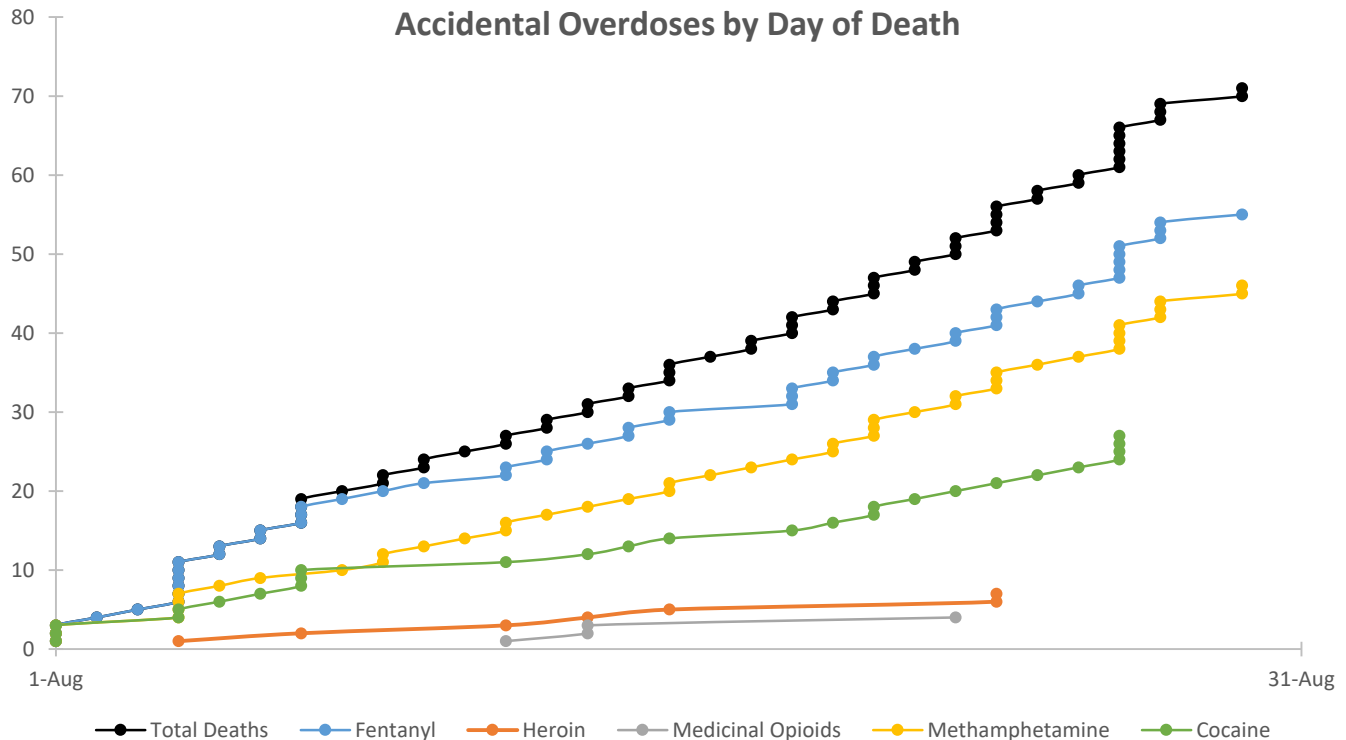
24% Tenderloin (94102)
15% SOMA (94103)
13% Inner Mission (94110)
11% Nob Hill (94109)
37% Others

Location of Death



18% Tenderloin (94102)
13% SOMA (94103)
21% Nob Hill (94109)
17% Inner Mission (94110)
31% Others

Accidental Overdoses by Day of Death



"Acc. Overdoses Open" cases do not have a final cause and manner of death classification; "Acc. Overdoses Closed" cases have a final cause and manner of death classification.

"No fixed address" denotes community members who may be experiencing homelessness.

"Residence" denotes address where decedent lived; "Location of Death" denotes the location where death was declared. For "Residence" and "Location of Death", the 4 most affected neighborhoods are represented, the "Others" category refers to all other zip codes within the City and County of San Francisco and any of out county residences.

"Gender" refers to gender at time of death.

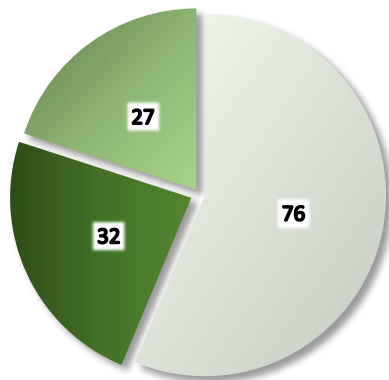
"Total Deaths" denotes Accidental Overdoses where one or more drugs contribute to the cause of death; however, every point for each drug series is inclusive, but not necessarily exclusive, of that drug. "Total deaths" represents all accidental overdoses including ones for drugs not specified above.

PLEASE NOTE THIS DATA IS PRELIMINARY INFORMATION AND SUSCEPTIBLE TO CHANGE



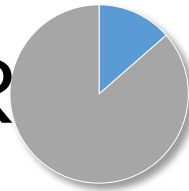
Preliminary Accidental Drug Overdose Data Report
as of February 16, 2021

SEPTEMBER 2020



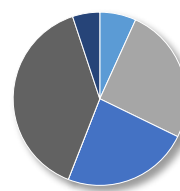
56.30% Other Causes
23.70% Acc. Overdoses Open
20.00% Acc. Overdoses Closed

Gender



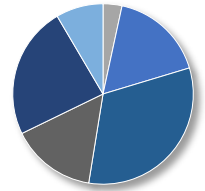
14% Female
86% Male

Race



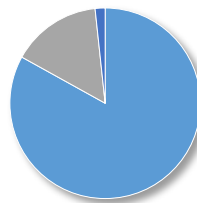
7% Asian
25% Black
24% Latinx
0% Native American
39% White
5% Other/Unknown

Age



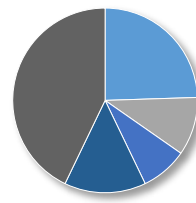
0% <15
3% 15-24
32% 25-34
24% 35-44
15% 45-54
8% >=65

Fixed Address



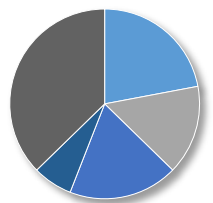
83% Yes (see residence)
15% No
2% Unknown

Residence



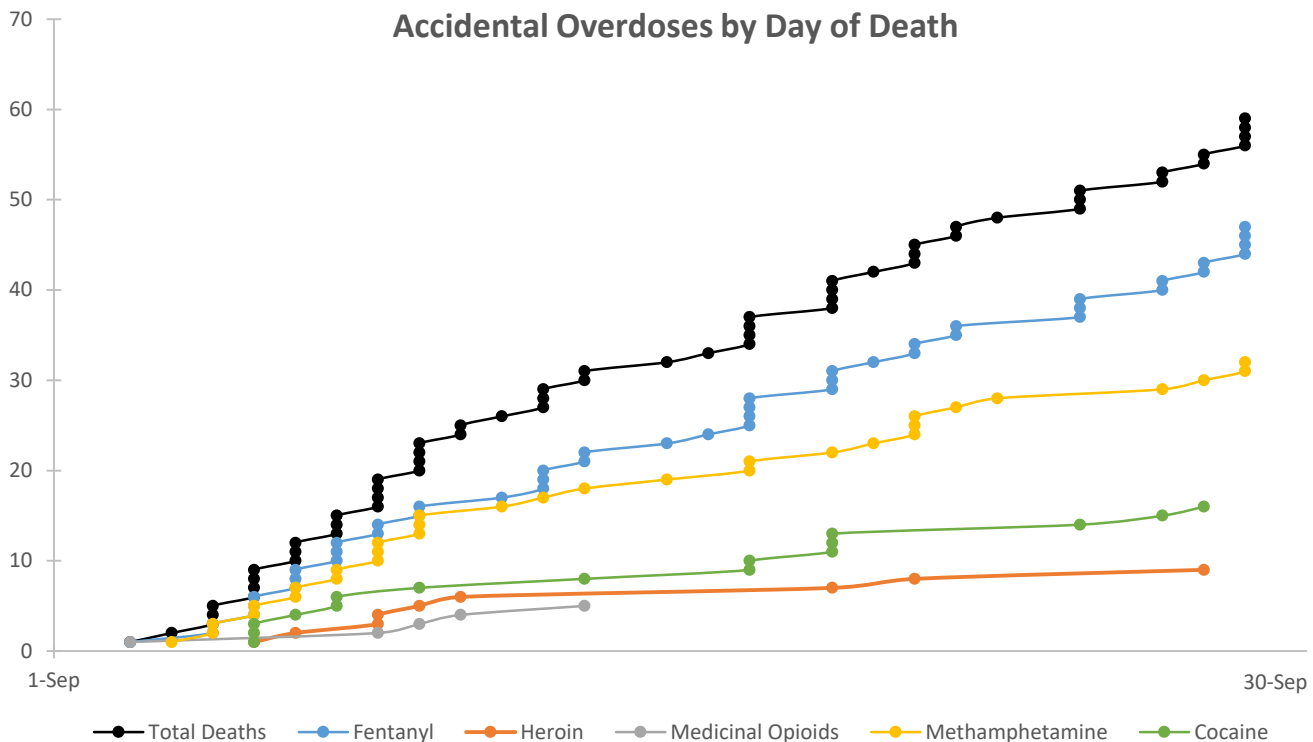
24% Tenderloin (94102)
10% SOMA (94103)
8% Inner Mission (94110)
14% Nob Hill (94109)
43% Others

Location of Death



22% Tenderloin (94102)
15% SOMA (94103)
19% Nob Hill (94109)
7% Inner Mission (94110)
37% Others

Accidental Overdoses by Day of Death



"Acc. Overdoses Open" cases do not have a final cause and manner of death classification; "Acc. Overdoses Closed" cases have a final cause and manner of death classification.

"No fixed address" denotes community members who may be experiencing homelessness.

"Residence" denotes address where decedent lived; "Location of Death" denotes the location where death was declared. For "Residence" and "Location of Death", the 4 most affected neighborhoods are represented, the "Others" category refers to all other zip codes within the City and County of San Francisco and any of out county residences.

"Gender" refers to gender at time of death.

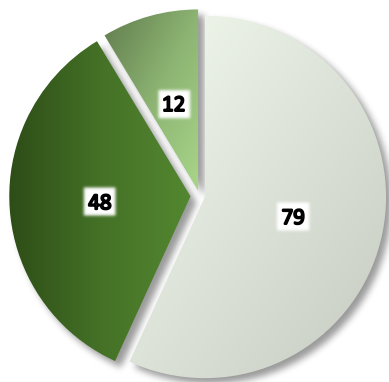
"Total Deaths" denotes Accidental Overdoses where one or more drugs contribute to the cause of death; however, every point for each drug series is inclusive, but not necessarily exclusive, of that drug. "Total deaths" represents all accidental overdoses including ones for drugs not specified above.

PLEASE NOTE THIS DATA IS PRELIMINARY INFORMATION AND SUSCEPTIBLE TO CHANGE



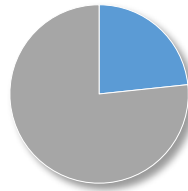
Preliminary Accidental Drug Overdose Data Report
as of February 16, 2021

OCTOBER 2020



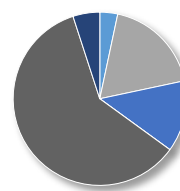
56.83% Other Causes
34.53% Acc. Overdoses Open
8.63% Acc. Overdoses Closed

Gender



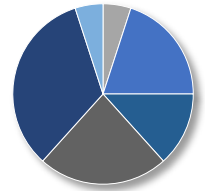
23% Female
77% Male

Race



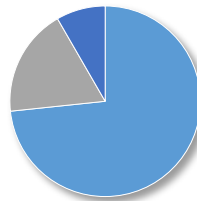
3% Asian
18% Black
13% Latinx
0% Native American
60% White
5% Other/Unknown

Age



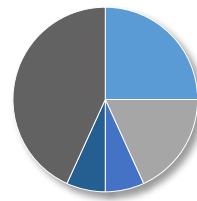
0% <15
20% 25-34
23% 45-54
5% >=65
5% 15-24
13% 35-44

Fixed Address



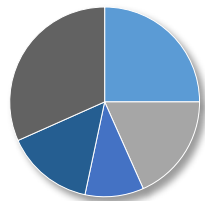
73% Yes (see residence)
18% No
8% Unknown

Residence



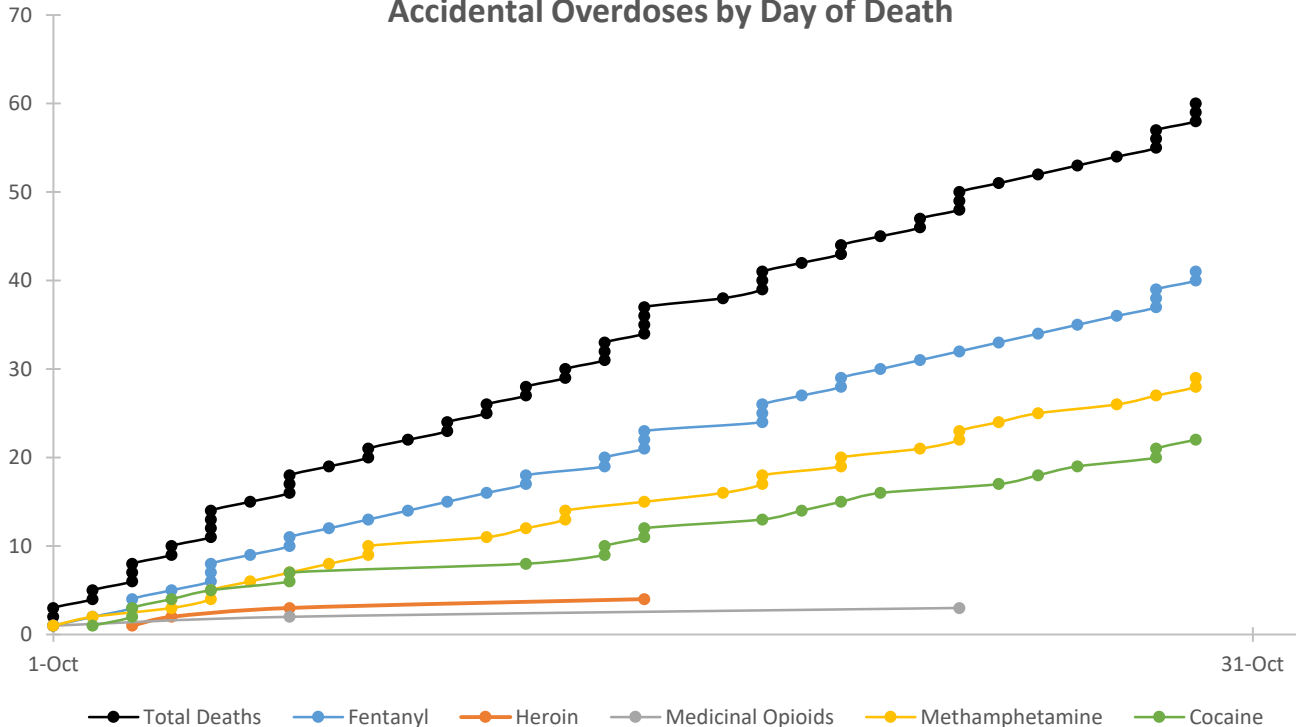
25% Tenderloin (94102)
18% SOMA (94103)
7% Inner Mission (94110)
7% Western Addition (94115)
43% Others

Location of Death



25% Tenderloin (94102)
18% SOMA (94103)
10% Nob Hill (94109)
15% Inner Mission (94110)
32% Others

Accidental Overdoses by Day of Death



"Acc. Overdoses Open" cases do not have a final cause and manner of death classification; "Acc. Overdoses Closed" cases have a final cause and manner of death classification.

"No fixed address" denotes community members who may be experiencing homelessness.

"Residence" denotes address where decedent lived; "Location of Death" denotes the location where death was declared. For "Residence" and "Location of Death", the 4 most affected neighborhoods are represented, the "Others" category refers to all other zip codes within the City and County of San Francisco and any of out county residences.

"Gender" refers to gender at time of death.

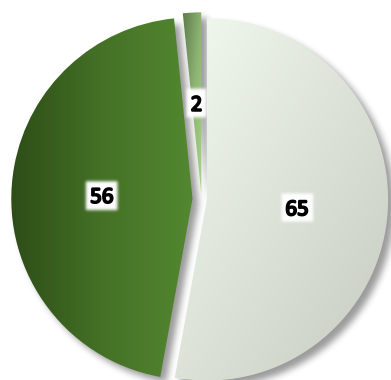
"Total Deaths" denotes Accidental Overdoses where one or more drugs contribute to the cause of death; however, every point for each drug series is inclusive, but not necessarily exclusive, of that drug. "Total deaths" represents all accidental overdoses including ones for drugs not specified above.

PLEASE NOTE THIS DATA IS PRELIMINARY INFORMATION AND SUSCEPTIBLE TO CHANGE



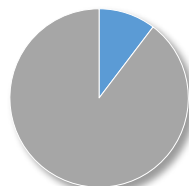
Preliminary Accidental Drug Overdose Data Report
as of February 16, 2021

NOVEMBER 2020



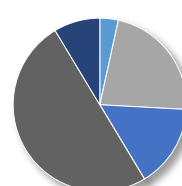
52.85% Other Causes
45.53% Acc. Overdoses Open
1.63% Acc. Overdoses Closed

Gender



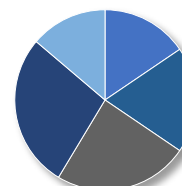
10% Female
90% Male

Race



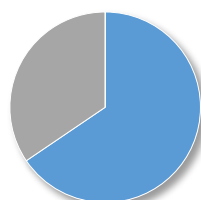
3% Asian
22% Black
16% Latinx
0% Native American
50% White
9% Other/Unknown

Age



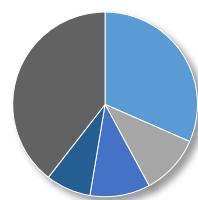
0% <15
16% 25-34
24% 45-54
14% >=65
0% 15-24
19% 35-44

Fixed Address



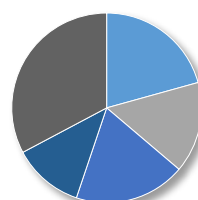
66% Yes (see residence)
34% No
0% Unknown

Residence



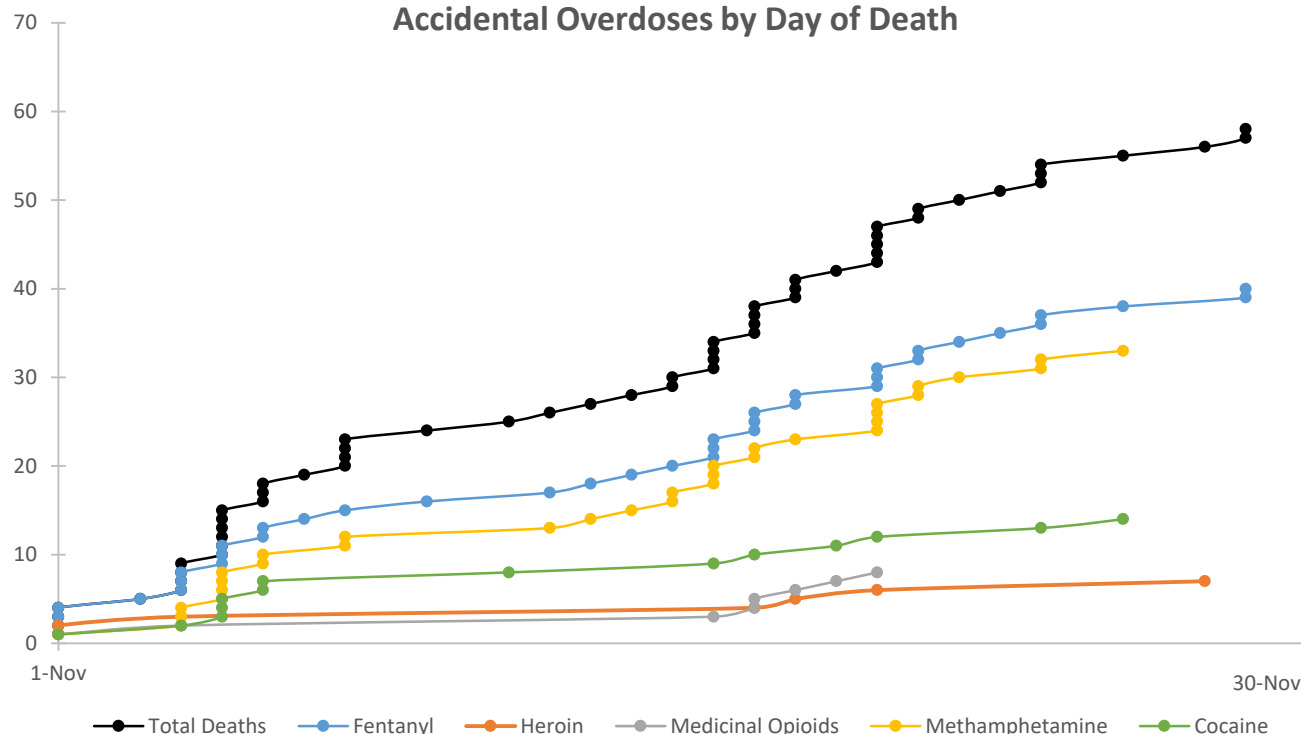
32% Tenderloin (94102)
11% SOMA (94103)
11% Nob Hill (94109)
8% North Beach (94133)
39% Others

Location of Death



21% Tenderloin (94102)
16% SOMA (94103)
19% Nob Hill (94109)
12% Inner Mission (94110)
33% Others

Accidental Overdoses by Day of Death



"Acc. Overdoses Open" cases do not have a final cause and manner of death classification; "Acc. Overdoses Closed" cases have a final cause and manner of death classification.

"No fixed address" denotes community members who may be experiencing homelessness.

"Residence" denotes address where decedent lived; "Location of Death" denotes the location where death was declared. For "Residence" and "Location of Death", the 4 most affected neighborhoods are represented, the "Others" category refers to all other zip codes within the City and County of San Francisco and any of out county residences.

"Gender" refers to gender at time of death.

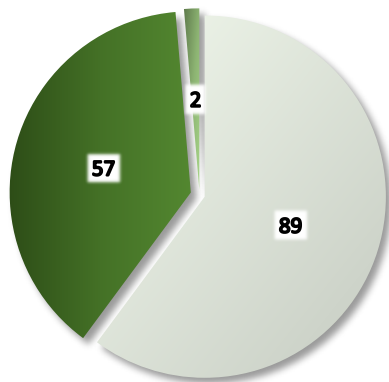
"Total Deaths" denotes Accidental Overdoses where one or more drugs contribute to the cause of death; however, every point for each drug series is inclusive, but not necessarily exclusive, of that drug. "Total deaths" represents all accidental overdoses including ones for drugs not specified above.

PLEASE NOTE THIS DATA IS PRELIMINARY INFORMATION AND SUSCEPTIBLE TO CHANGE



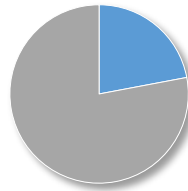
Preliminary Accidental Drug Overdose Data Report
as of February 16, 2021

DECEMBER 2020



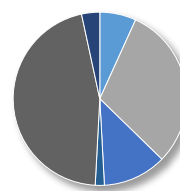
60.14% Other Causes
38.51% Acc. Overdoses Open
1.35% Acc. Overdoses Closed

Gender



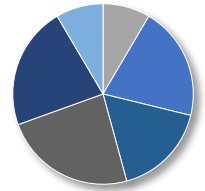
22% Female
78% Male

Race



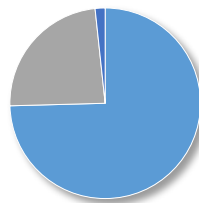
7% Asian
31% Black
12% Latinx
2% Native American
46% White
3% Other/Unknown

Age



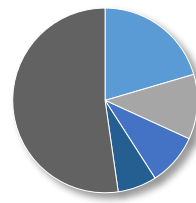
0% <15
20% 25-34
24% 45-54
8% >=65
15-24 8%
35-44 17%
55-64 22%

Fixed Address



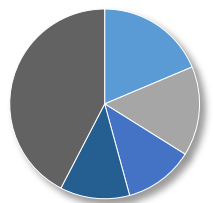
75% Yes (see residence)
24% No
2% Unknown

Residence



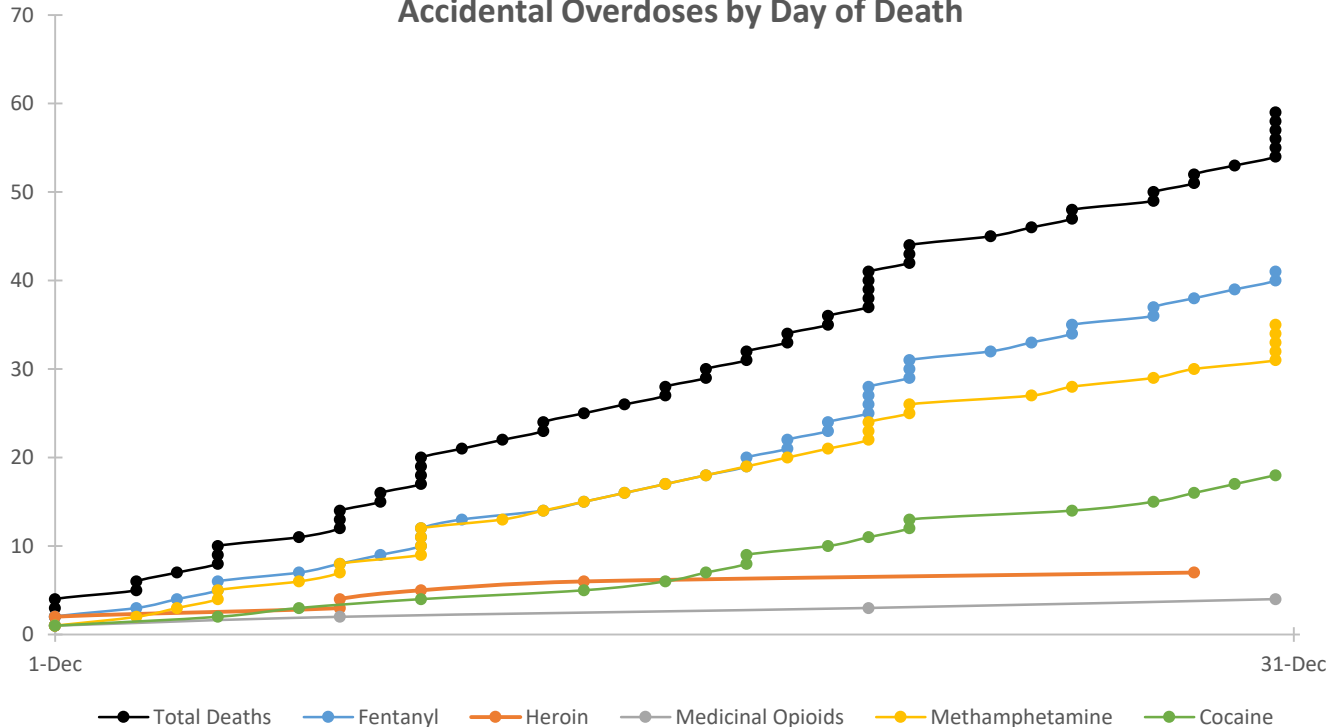
20% Tenderloin (94102)
11% SOMA (94103)
9% Inner Mission (94110)
7% Sunset (94122)
52% Others

Location of Death



19% Tenderloin (94102)
15% SOMA (94103)
12% Nob Hill (94109)
12% Inner Mission (94110)
42% Others

Accidental Overdoses by Day of Death



"Acc. Overdoses Open" cases do not have a final cause and manner of death classification; "Acc. Overdoses Closed" cases have a final cause and manner of death classification.

"No fixed address" denotes community members who may be experiencing homelessness.

"Residence" denotes address where decedent lived; "Location of Death" denotes the location where death was declared. For "Residence" and "Location of Death", the 4 most affected neighborhoods are represented, the "Others" category refers to all other zip codes within the City and County of San Francisco and any of out county residences.

"Gender" refers to gender at time of death.

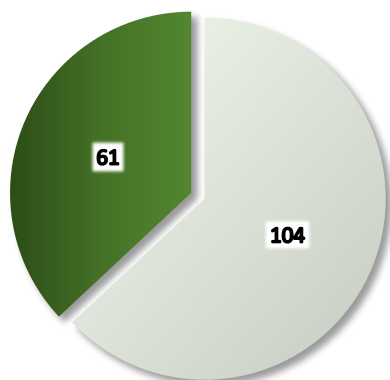
"Total Deaths" denotes Accidental Overdoses where one or more drugs contribute to the cause of death; however, every point for each drug series is inclusive, but not necessarily exclusive, of that drug. "Total deaths" represents all accidental overdoses including ones for drugs not specified above.

PLEASE NOTE THIS DATA IS PRELIMINARY INFORMATION AND SUSCEPTIBLE TO CHANGE



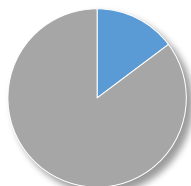
Preliminary Accidental Drug Overdose Data Report
as of February 16, 2021

JANUARY 2021



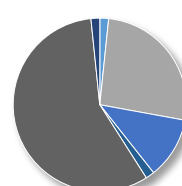
63.03% Other Causes
36.97% Acc. Overdoses Open
0.00% Acc. Overdoses Closed

Gender



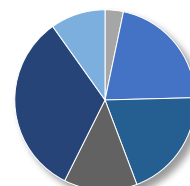
15% Female
85% Male

Race



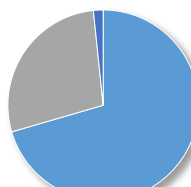
2% Asian
26% Black
11% Latinx
2% Native American
57% White
2% Other/Unknown

Age



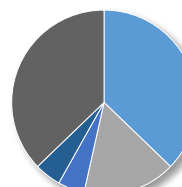
0% <15
21% 25-34
13% 45-54
10% >=65
15-24 3%
35-44 20%
55-64 33%

Fixed Address



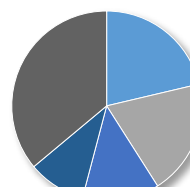
70% Yes (see residence)
28% No
2% Unknown

Residence



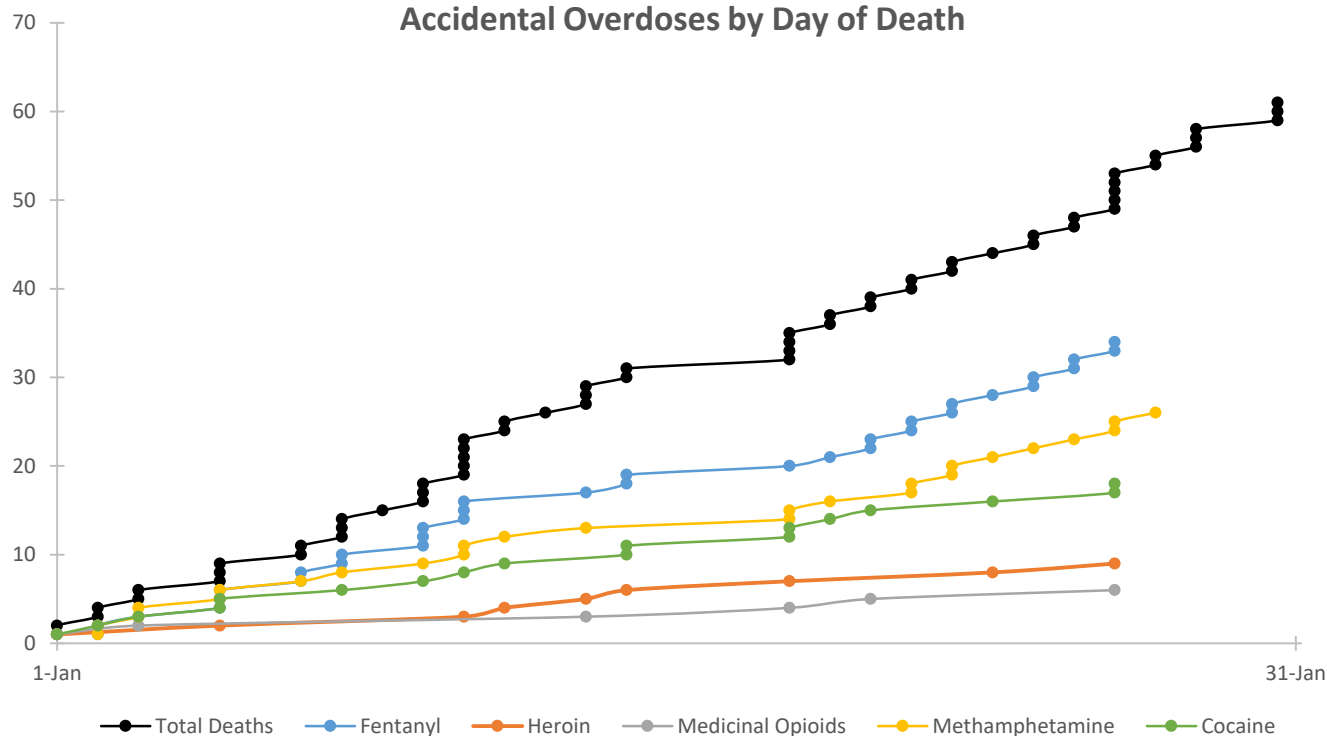
37% Tenderloin (94102)
16% SOMA (94103)
5% Inner Mission (94110)
5% Castro/Noe Valley (94114)
37% Others

Location of Death



21% Tenderloin (94102)
20% SOMA (94103)
13% Nob Hill (94109)
10% Inner Mission (94110)
36% Others

Accidental Overdoses by Day of Death



"Acc. Overdoses Open" cases do not have a final cause and manner of death classification; "Acc. Overdoses Closed" cases have a final cause and manner of death classification.

"No fixed address" denotes community members who may be experiencing homelessness.

"Residence" denotes address where decedent lived; "Location of Death" denotes the location where death was declared. For "Residence" and "Location of Death", the 4 most affected neighborhoods are represented, the "Others" category refers to all other zip codes within the City and County of San Francisco and any of out county residences.

"Gender" refers to gender at time of death.

"Total Deaths" denotes Accidental Overdoses where one or more drugs contribute to the cause of death; however, every point for each drug series is inclusive, but not necessarily exclusive, of that drug. "Total deaths" represents all accidental overdoses including ones for drugs not specified above.

PLEASE NOTE THIS DATA IS PRELIMINARY INFORMATION AND SUSCEPTIBLE TO CHANGE