



# OFFICE OF THE CHIEF MEDICAL EXAMINER



Science. Integrity. Justice. Community.

London N. Breed, Mayor

This Fiscal Year 2018-2019 Annual Report of the Office of the Chief Medical Examiner (OCME) summarizes death cases between July 1, 2018 through June 30, 2019.

The OCME provides forensic science services to the general public and to agencies of the City and County of San Francisco. These services include, but are not limited to the investigation of sudden, unexpected, or violent deaths, monitoring the health and healthcare provided within the community, and human performance drug screening.

In Fiscal Year 2018–2019, a total of 2,667 deaths were reported to the OCME. Of those deaths, 1,284 or 48% fell under the jurisdiction of the office and were investigated.

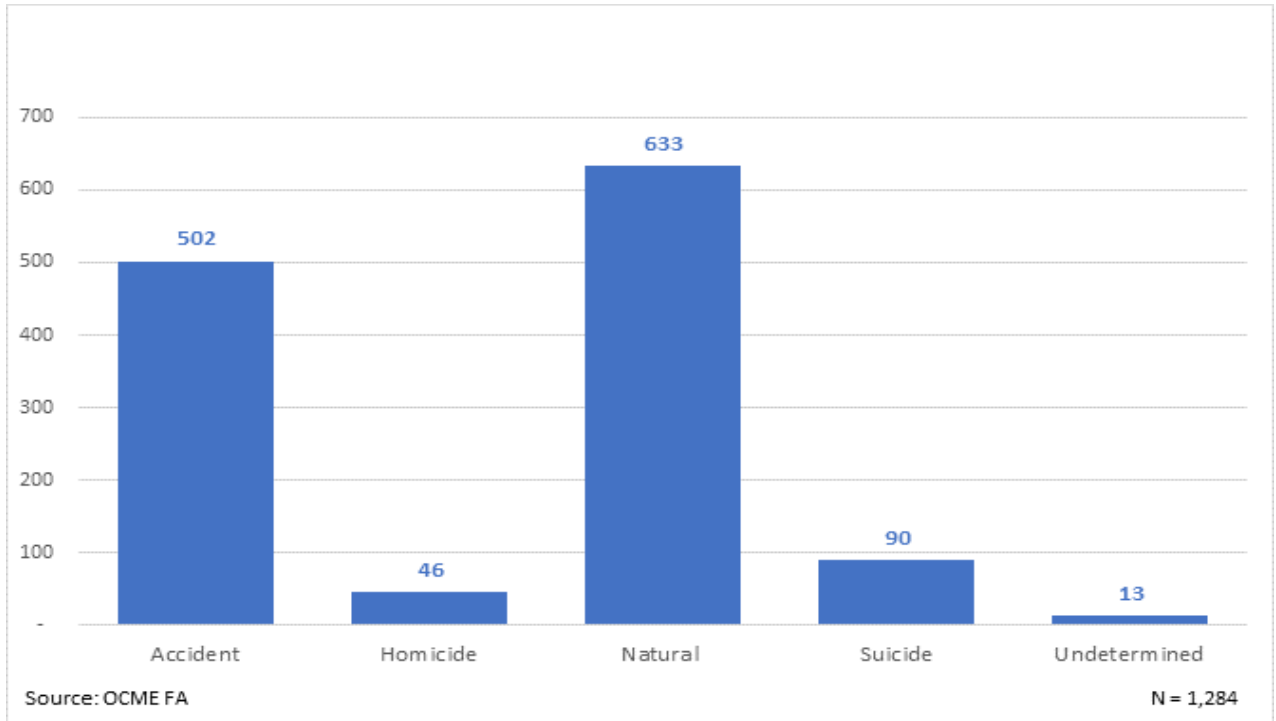
The Forensic Laboratory Division of the OCME serves as the testing center for postmortem specimens from cases investigated by the OCME, as well as for human performance testing in living individuals (including public intoxication, driving under the influence, and drug-facilitated-sexual assaults). The Forensic Laboratory Division analyzed 1,749 total cases in Fiscal Year 2018–2019.

Although our work is emotionally and physically challenging, we strive to offer compassionate assistance to families through times of great sorrow and stress, while completing investigations as neutral forensic scientists and producing results that are both accurate and complete.

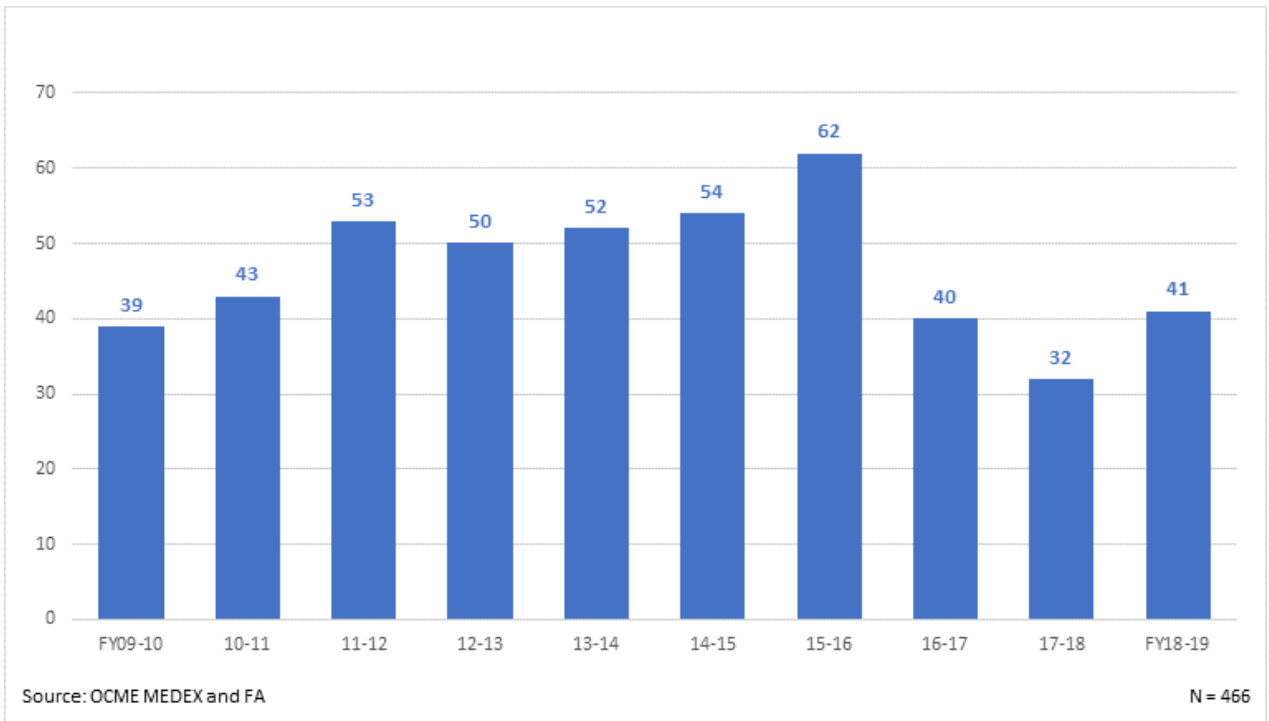
Respectfully,

The dedicated staff members of the  
San Francisco Office of the Chief Medical Examiner

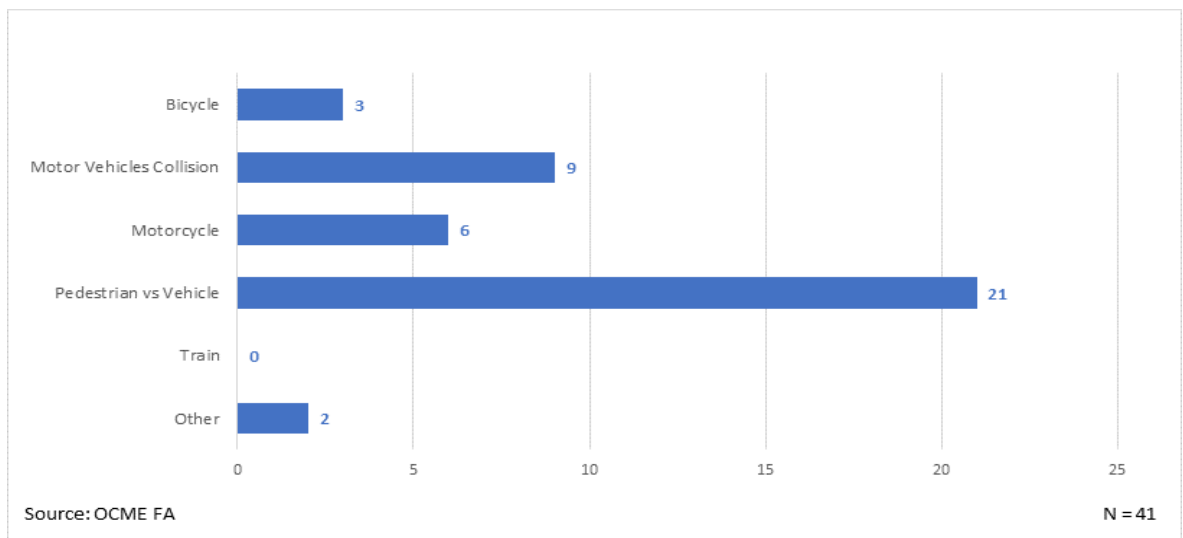
## Cases by Manner of Death – Fiscal Year 2018-2019



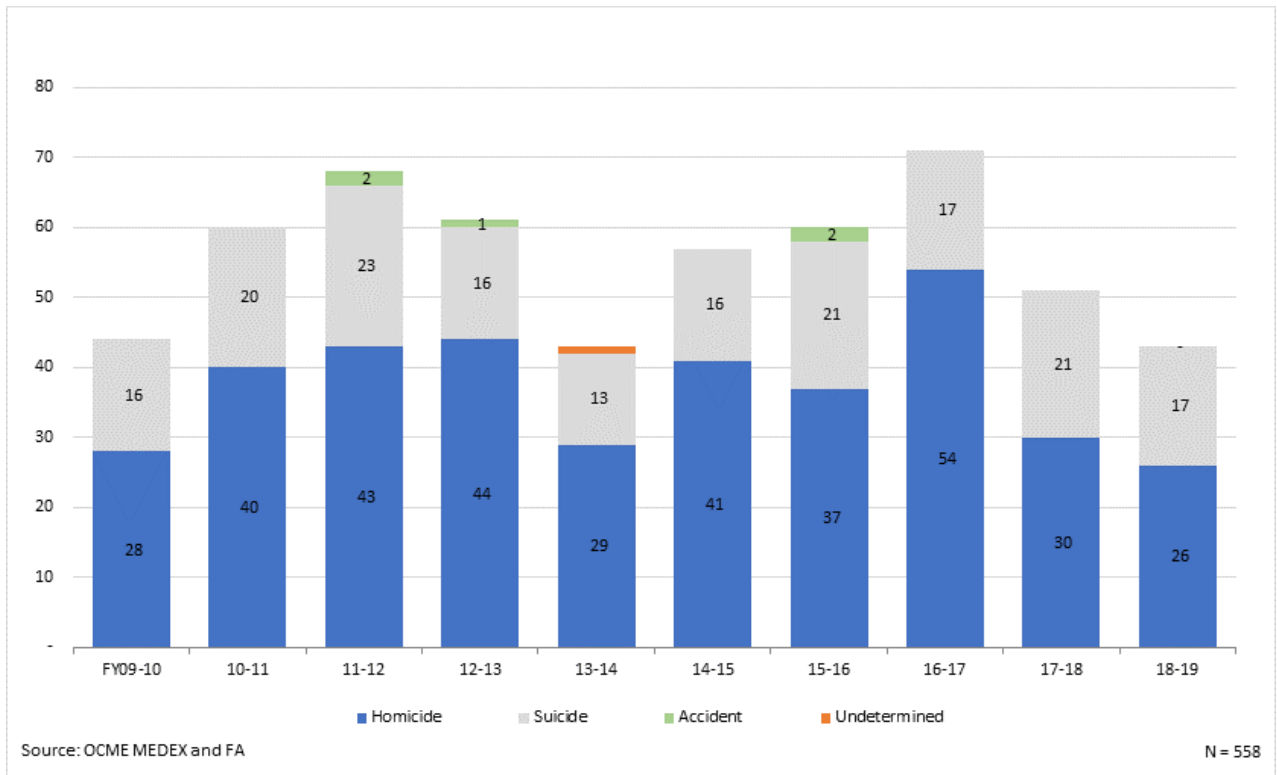
## Vehicular Deaths – Fiscal Years 2010-2019



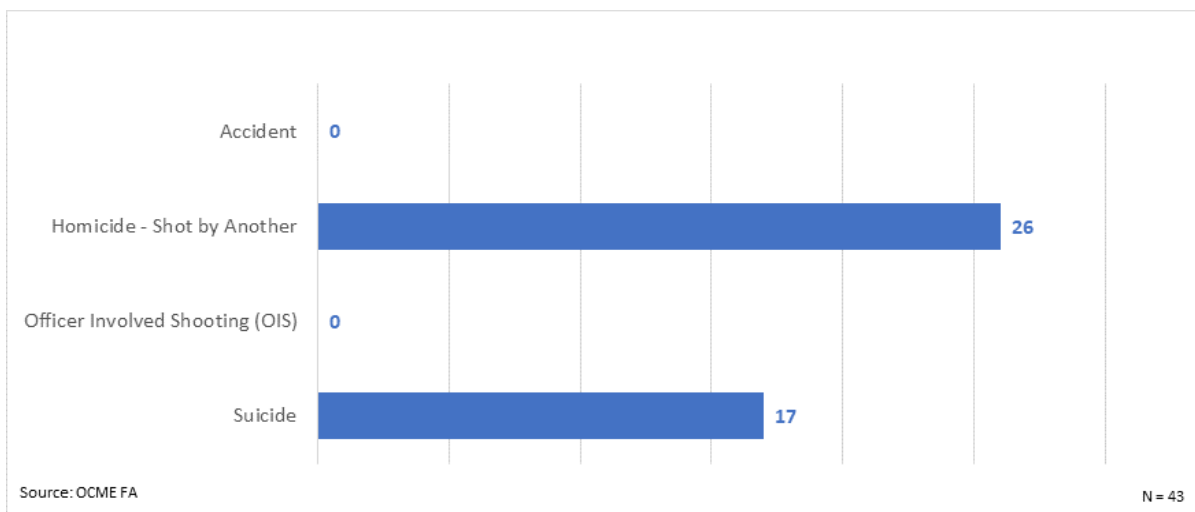
## Vehicular Deaths by Method - Fiscal Year 2018-2019



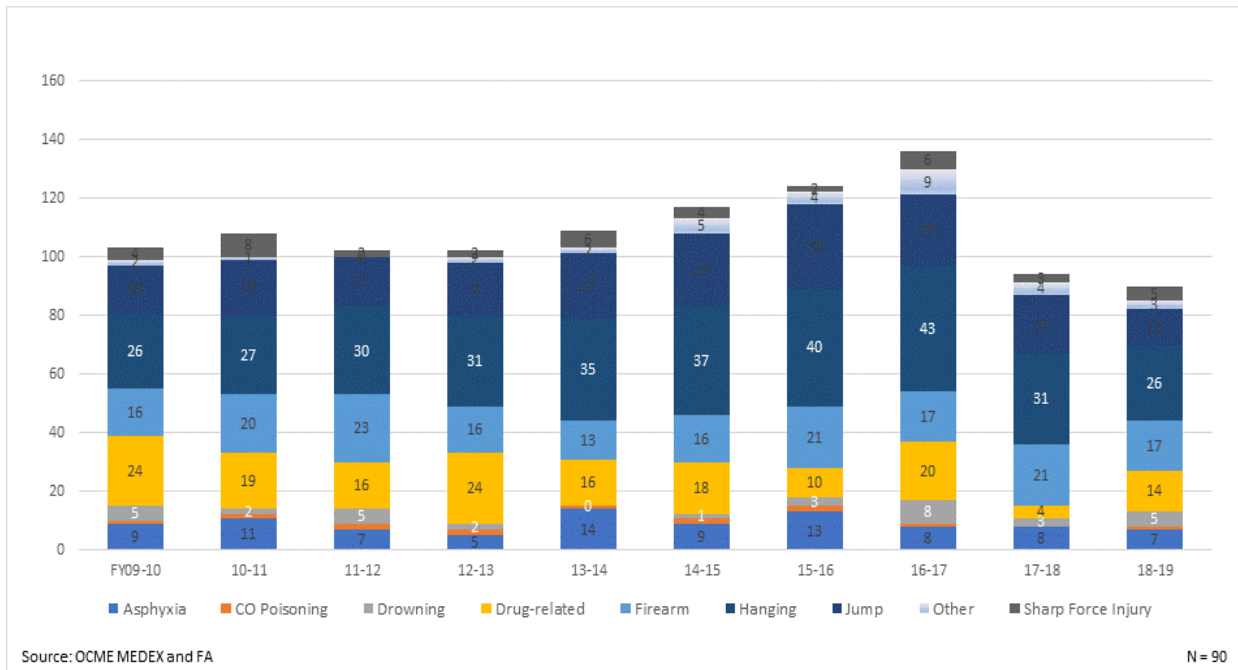
## Firearm Deaths by Manner - Fiscal Years 2010 - 2019



## Firearm Deaths by Manner and Method - Fiscal Year 2018 - 2019

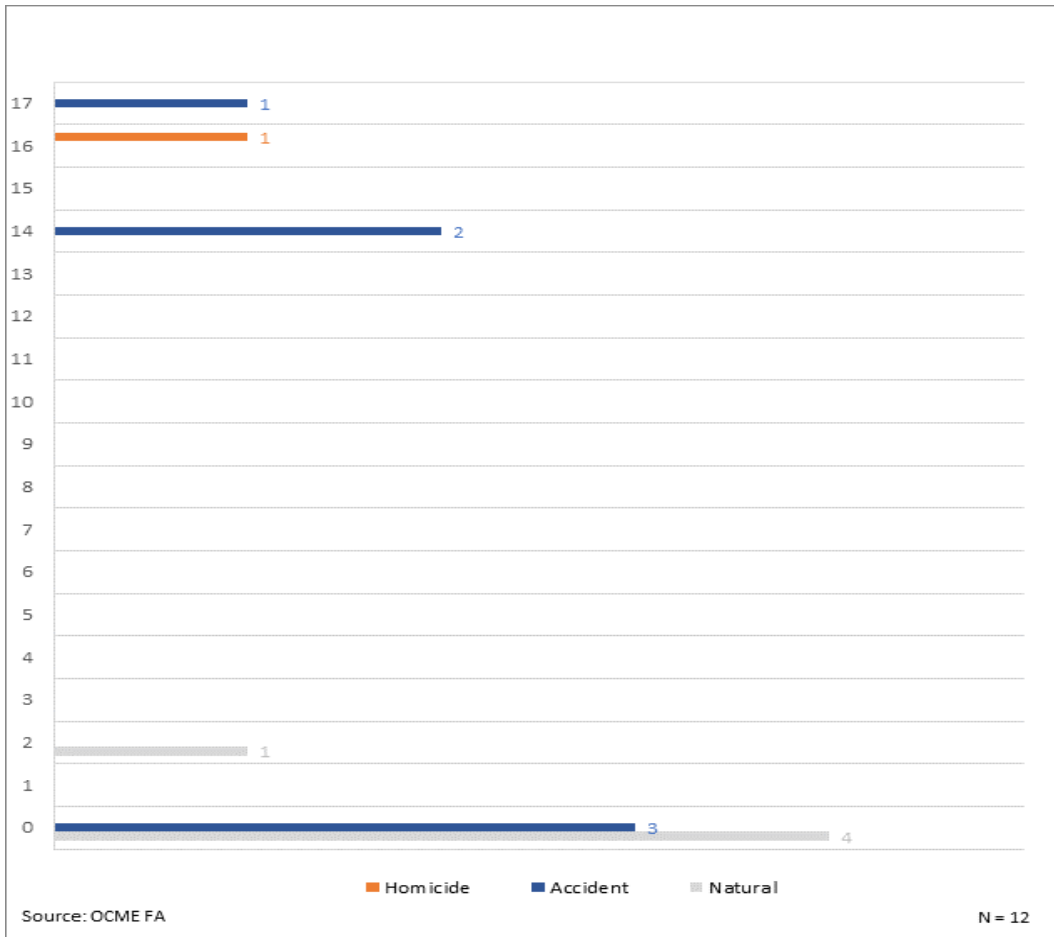


## Suicides by Method - Fiscal Years 2010 - 2019



	FY09-10	10-11	11-12	12-13	13-14	14-15	15-16	16-17	17-18	18-19
Asphyxia	9	11	7	5	14	9	13	8	8	7
CO Poisoning	1	1	2	2	1	2	2	1	0	1
Drowning	5	2	5	2	0	1	3	8	3	5
Drug-related	24	19	16	24	16	18	10	20	4	14
Firearm	16	20	23	16	13	16	21	17	21	17
Hanging	26	27	30	31	35	37	40	43	31	26
Jump	16	19	17	18	22	25	29	24	20	12
Sharp Force Injury	4	8	2	2	6	4	2	6	3	5
Other	2	1	0	2	2	5	4	9	4	3
<b>Total</b>	<b>103</b>	<b>108</b>	<b>102</b>	<b>102</b>	<b>109</b>	<b>117</b>	<b>124</b>	<b>136</b>	<b>94</b>	<b>90</b>

## Child Deaths by Age and Manner - Fiscal Year 2018 - 2019



## Drug Related Accidental Deaths - Fiscal Years 2010 - 2019

