London N. Breed, Mayor

OFFICE OF THE
CHIEF MEDICAL EXAMINER

December 17, 2020

Report on Accidental Overdose Deaths - January to November, 2020

The enclosed report provides preliminary data of accidental overdose deaths in San Francisco within the first eleven months of 2020. This report is available in the spirit of providing timely information for drug harm strategies. These results are strictly preliminary as of testing to December 17, 2020, and are subject to change as the OCME finalizes the manner and cause of each death.

Pertinent for accurate use of this report is to understand the source of the data and its subsequent process of summarization. Decedent demographic and case information was obtained from the OCME case management system. Additionally, specific details from investigator narratives, forensic toxicology results and, where available, preliminary autopsy findings, were utilized. Collected demographic information included race, gender, age, fixed address status, zip code of residence, and zip code of death location.

Due to their significance in accidental overdose deaths, the reported drugs of interest were specific to fentanyl, heroin, medicinal opioids, methamphetamine and cocaine. Their detection in blood was captured to best determine their relevance in each respective case. Medicinal opioid positive cases required the presence of morphine, hydromorphone, oxymorphone, codeine, hydrocodone, oxycodone, buprenorphine, tramadol, and/or methadone. Heroin determination was more closely evaluated, requiring the presence of specific heroin markers in blood or urine, expected morphine to codeine ratios, and/or case details consistent with heroin use.

Subject to the nature of the preliminary reporting described above, this report is not intended to replace other death statistics within the City that consider finalized death certificates only.

Sincerely,

Luke N. Rodda, Ph.D.
Chief Forensic Toxicologist and Director, Forensic Laboratory Division

1 Newhall Street • San Francisco, CA 94124 • Phone (415) 641-3600

ACCREDITED BY THE AMERICAN BOARD OF FORENSIC TOXICOLOGY

OFFICE OF THE CHIEF MEDICAL EXAMINER **CITY AND COUNTY OF SAN FRANCISCO**

Preliminary Accidental Drug Overdose Data Report
as of December 17, 2020

JAN-NOV 2020

Total Cases Received by OCME (1467)

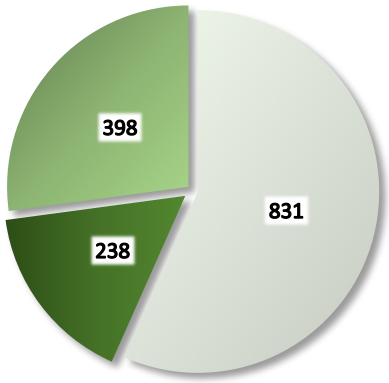

56.65% Other Causes
16.22% Acc. Overdoses Open
27.13% Acc. Overdoses Closed

Gender

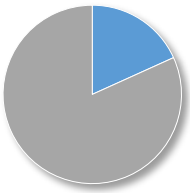

18% Female
82% Male

Race

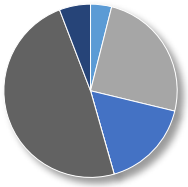

4% Asian
25% Black
17% Latinx
0% Native American
49% White
6% Other/Unknown

Age

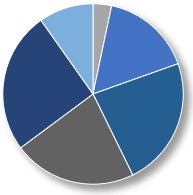

0% <15
16% 25-34
22% 45-54
10% >=65
15-24 3%
35-44 23%
55-64 25%

Fixed Address

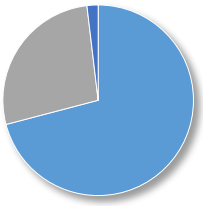

71% Yes (see residence)
27% No
2% Unknown

Residence

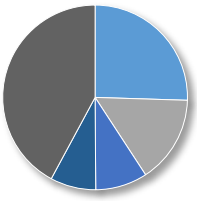

25% Tenderloin (94102)
15% SOMA (94103)
9% Nob Hill (94109)
8% Inner Mission (94110)
42% Others

Location of Death

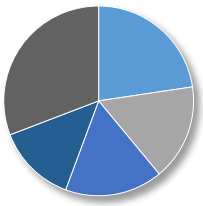

23% Tenderloin (94102)
16% SOMA (94103)
17% Nob Hill (94109)
14% Inner Mission (94110)
31% Others

Accidental Overdoses by Day of Death

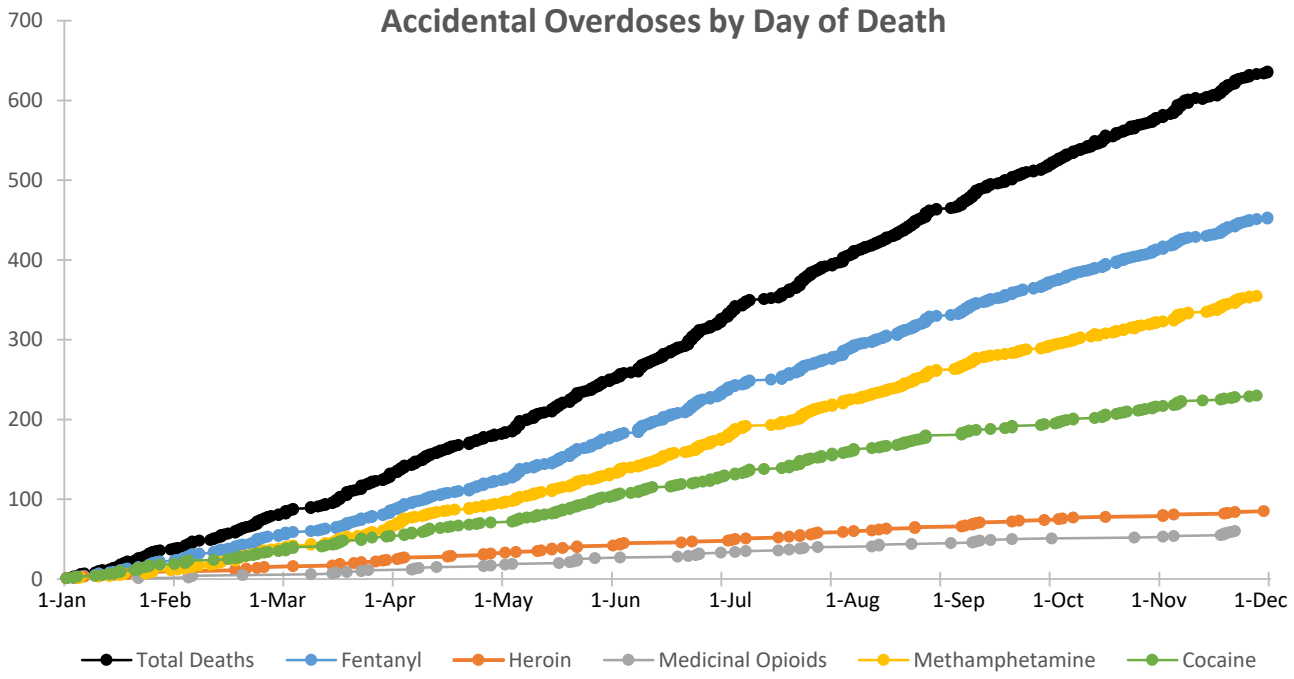

"Acc. Overdoses Open" cases do not have a final cause and manner of death classification; "Acc. Overdoses Closed" cases have a final cause and manner of death classification.
"No fixed address" denotes community members who may be experiencing homelessness.
"Residence" denotes address where decedent lived; "Location of Death" denotes the location where death was declared. For "Residence" and "Location of Death", the 4 most affected neighborhoods are represented, the "Others" category refers to all other zip codes within the City and County of San Francisco and any of out county residences.
"Gender" refers to gender at time of death.
"Total Deaths" denotes Accidental Overdoses where one or more drugs contribute to the cause of death; however, every point for each drug series is inclusive, but not necessarily exclusive, of that drug. "Total deaths" represents all accidental overdoses including ones for drugs not specified above.

PLEASE NOTE THIS DATA IS PRELIMINARY INFORMATION AND SUSCEPTIBLE TO CHANGE

OFFICE OF THE CHIEF MEDICAL EXAMINER **CITY AND COUNTY OF SAN FRANCISCO**

Preliminary Accidental Drug Overdose Data Report
as of December 17, 2020

JANUARY 2020

Total Cases Received by OCME (126)

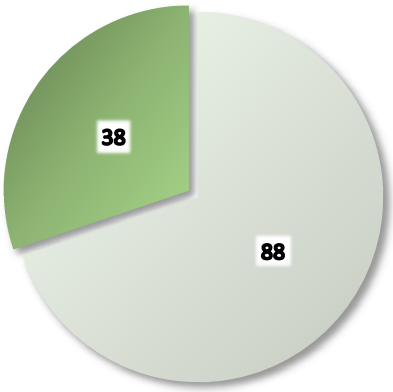

69.84% Other Causes
0.00% Acc. Overdoses Open
30.16% Acc. Overdoses Closed

Gender

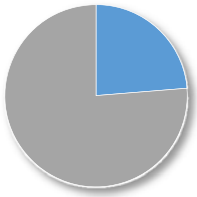

24% Female
76% Male

Race

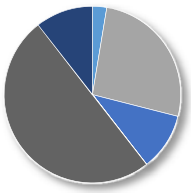

3% Asian
26% Black
11% Latinx
0% Native American
50% White
11% Other/Unknown

Age

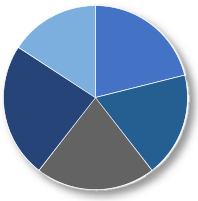

0% <15
21% 25-34
21% 45-54
16% >=65
15-24 0%
35-44 18%
55-64 24%

Fixed Address

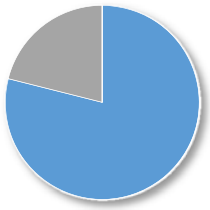

79% Yes (see residence)
21% No
0% Unknown

Residence

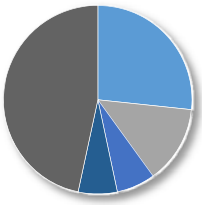

27% Tenderloin (94102)
13% SOMA (94103)
7% Ingelside (94112)
7% North Beach (94133)
47% Others

Location of Death

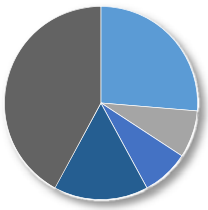

26% Tenderloin (94102)
8% North Beach (94133)
8% Nob Hill (94109)
16% Inner Mission (94110)
42% Others

Accidental Overdoses by Day of Death

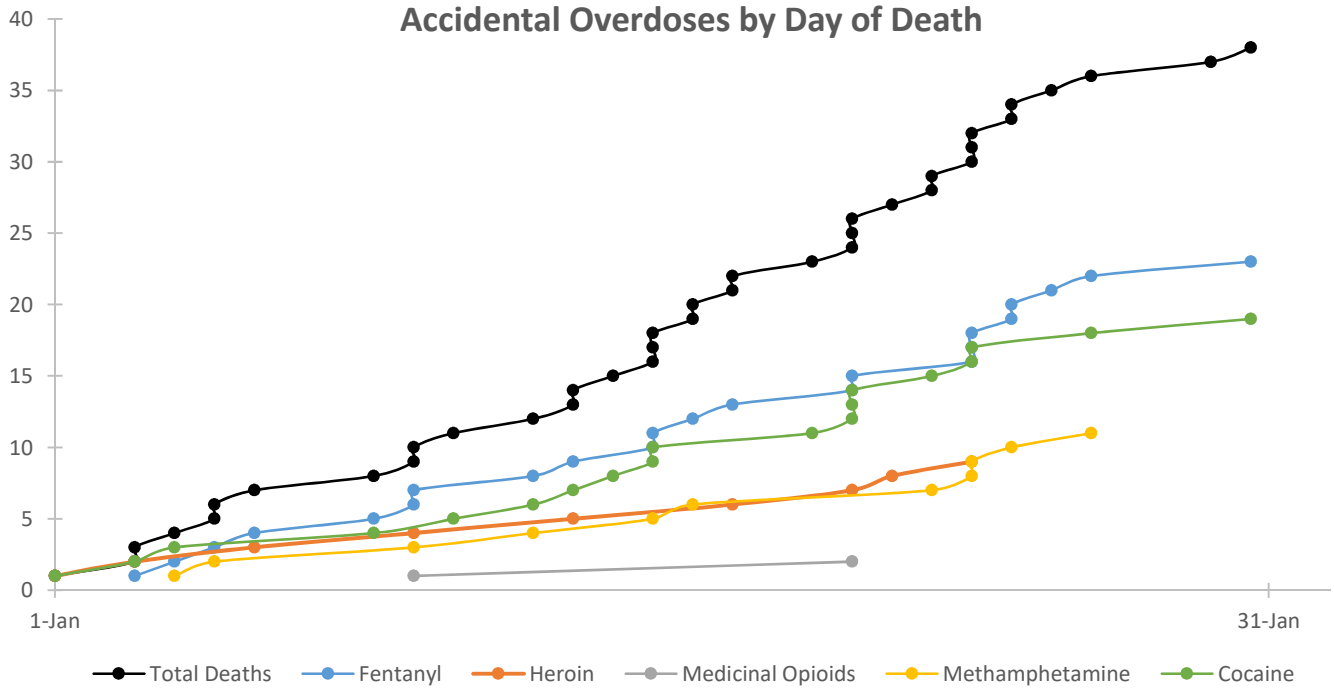

"Acc. Overdoses Open" cases do not have a final cause and manner of death classification; "Acc. Overdoses Closed" cases have a final cause and manner of death classification.
"No fixed address" denotes community members who may be experiencing homelessness.
"Residence" denotes address where decedent lived; "Location of Death" denotes the location where death was declared. For "Residence" and "Location of Death", the 4 most affected neighborhoods are represented, the "Others" category refers to all other zip codes within the City and County of San Francisco and any of out county residences.
"Gender" refers to gender at time of death.
"Total Deaths" denotes Accidental Overdoses where one or more drugs contribute to the cause of death; however, every point for each drug series is inclusive, but not necessarily exclusive, of that drug. "Total deaths" represents all accidental overdoses including ones for drugs not specified above.

PLEASE NOTE THIS DATA IS PRELIMINARY INFORMATION AND SUSCEPTIBLE TO CHANGE

OFFICE OF THE CHIEF MEDICAL EXAMINER **CITY AND COUNTY OF SAN FRANCISCO**

Preliminary Accidental Drug Overdose Data Report
as of December 17, 2020

FEBRUARY 2020

Total Cases Received by OCME (113)

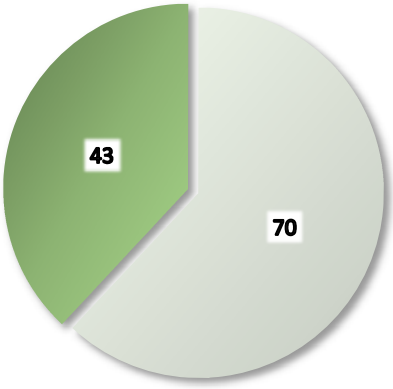

61.95% Other Causes
0.00% Acc. Overdoses Open
38.05% Acc. Overdoses Closed

Gender

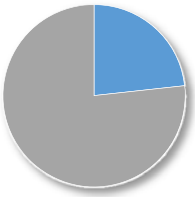

23% Female
77% Male

Race

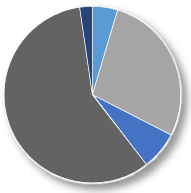

5% Asian
28% Black
7% Latinx
0% Native American
58% White
2% Other/Unknown

Age

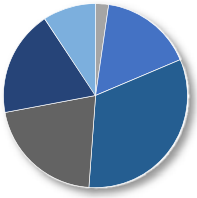

0% <15
16% 25-34
21% 45-54
9% >=65
15-24 2%
35-44 33%
55-64 19%

Fixed Address

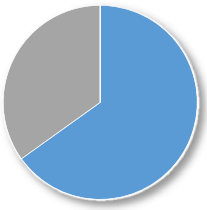

65% Yes (see residence)
35% No
0% Unknown

Residence

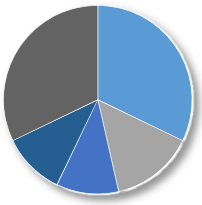

32% Tenderloin (94102)
14% SOMA (94103)
11% Inner Mission (94110)
11% Bayview (94124)
32% Others

Location of Death

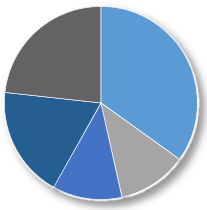

35% Tenderloin (94102)
12% SOMA (94103)
12% Nob Hill (94109)
19% Inner Mission (94110)
23% Others

Accidental Overdoses by Day of Death

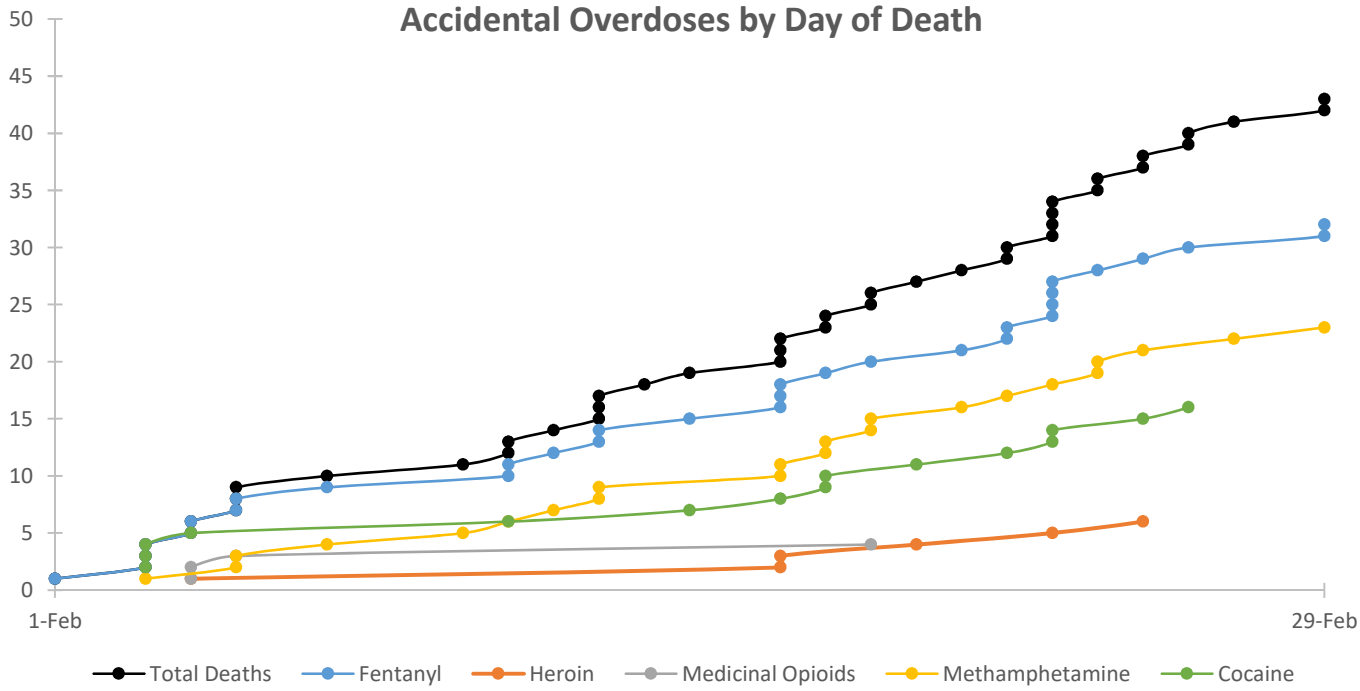

"Acc. Overdoses Open" cases do not have a final cause and manner of death classification; "Acc. Overdoses Closed" cases have a final cause and manner of death classification.
"No fixed address" denotes community members who may be experiencing homelessness.
"Residence" denotes address where decedent lived; "Location of Death" denotes the location where death was declared. For "Residence" and "Location of Death", the 4 most affected neighborhoods are represented, the "Others" category refers to all other zip codes within the City and County of San Francisco and any of out county residences.
"Gender" refers to gender at time of death.
"Total Deaths" denotes Accidental Overdoses where one or more drugs contribute to the cause of death; however, every point for each drug series is inclusive, but not necessarily exclusive, of that drug. "Total deaths" represents all accidental overdoses including ones for drugs not specified above.

PLEASE NOTE THIS DATA IS PRELIMINARY INFORMATION AND SUSCEPTIBLE TO CHANGE

OFFICE OF THE CHIEF MEDICAL EXAMINER **CITY AND COUNTY OF SAN FRANCISCO**

Preliminary Accidental Drug Overdose Data Report
as of December 17, 2020

MARCH 2020

Total Cases Received by OCME (138)

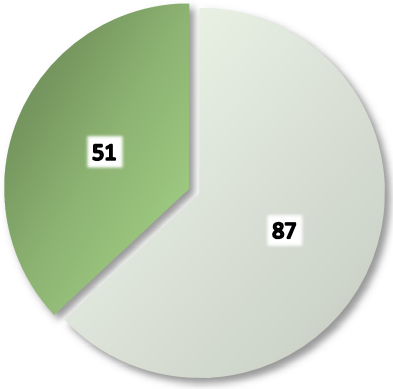

63.04% Other Causes
0.00% Acc. Overdoses Open
36.96% Acc. Overdoses Closed

Gender

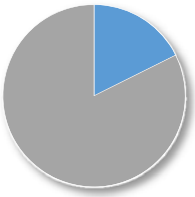

18% Female
82% Male

Race

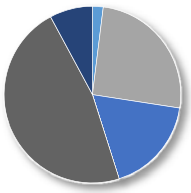

2% Asian
25% Black
18% Latinx
0% Native American
47% White
8% Other/Unknown

Age

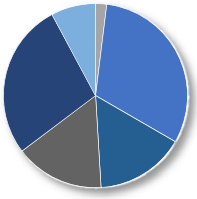

0% <15
31% 25-34
16% 45-54
8% >=65
15-24 2%
35-44 16%
55-64 27%

Fixed Address

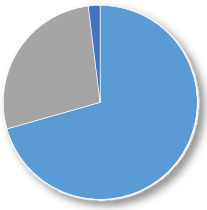

71% Yes (see residence)
27% No
2% Unknown

Residence

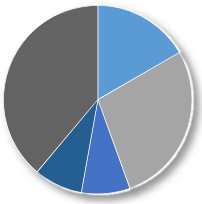

17% Tenderloin (94102)
28% SOMA (94103)
8% Inner Mission (94110)
8% Twin Peaks (94131)
39% Others

Location of Death

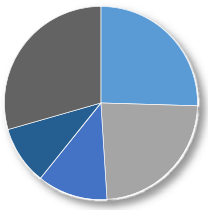

25% Tenderloin (94102)
24% SOMA (94103)
12% Nob Hill (94109)
10% Inner Mission (94110)
29% Others

Accidental Overdoses by Day of Death

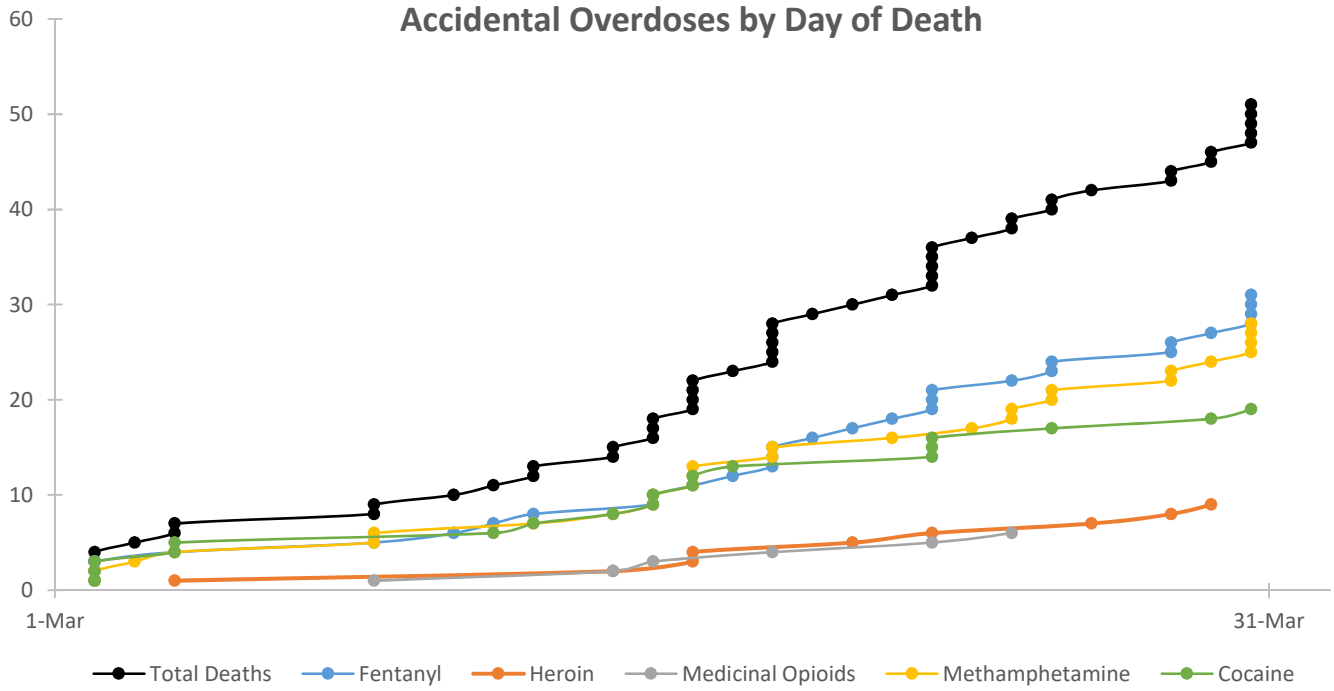

"Acc. Overdoses Open" cases do not have a final cause and manner of death classification; "Acc. Overdoses Closed" cases have a final cause and manner of death classification.
"No fixed address" denotes community members who may be experiencing homelessness.
"Residence" denotes address where decedent lived; "Location of Death" denotes the location where death was declared. For "Residence" and "Location of Death", the 4 most affected neighborhoods are represented, the "Others" category refers to all other zip codes within the City and County of San Francisco and any of out county residences.
"Gender" refers to gender at time of death.
"Total Deaths" denotes Accidental Overdoses where one or more drugs contribute to the cause of death; however, every point for each drug series is inclusive, but not necessarily exclusive, of that drug. "Total deaths" represents all accidental overdoses including ones for drugs not specified above.

PLEASE NOTE THIS DATA IS PRELIMINARY INFORMATION AND SUSCEPTIBLE TO CHANGE

OFFICE OF THE CHIEF MEDICAL EXAMINER **CITY AND COUNTY OF SAN FRANCISCO**

Preliminary Accidental Drug Overdose Data Report
as of December 17, 2020

APRIL 2020

Total Cases Received by OCME (123)

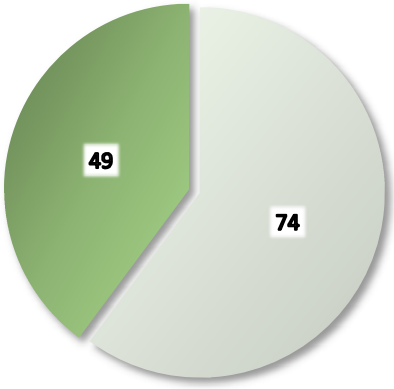

60.16% Other Causes
0.00% Acc. Overdoses Open
39.84% Acc. Overdoses Closed

Gender

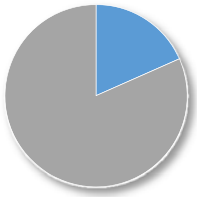

18% Female
82% Male

Race

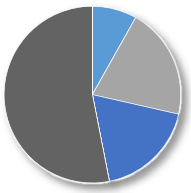

8% Asian
20% Black
18% Latinx
0% Native American
53% White
0% Other/Unknown

Age

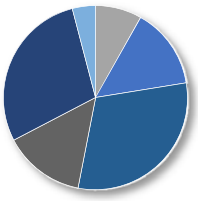

0% <15
14% 25-34
14% 45-54
4% >=65
15-24 8%
35-44 31%
55-64 29%

Fixed Address

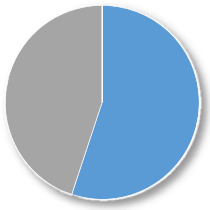

55% Yes (see residence)
45% No
0% Unknown

Residence

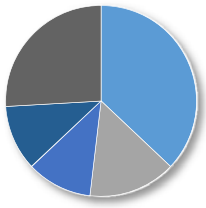

37% Tenderloin (94102)
15% Nob Hill (94109)
11% Haight-Ashbury (94117)
11% Inner Mission (94110)
26% Others

Location of Death

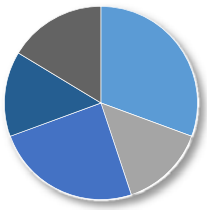

31% Tenderloin (94102)
14% SOMA (94103)
24% Nob Hill (94109)
14% Inner Mission (94110)
16% Others

Accidental Overdoses by Day of Death

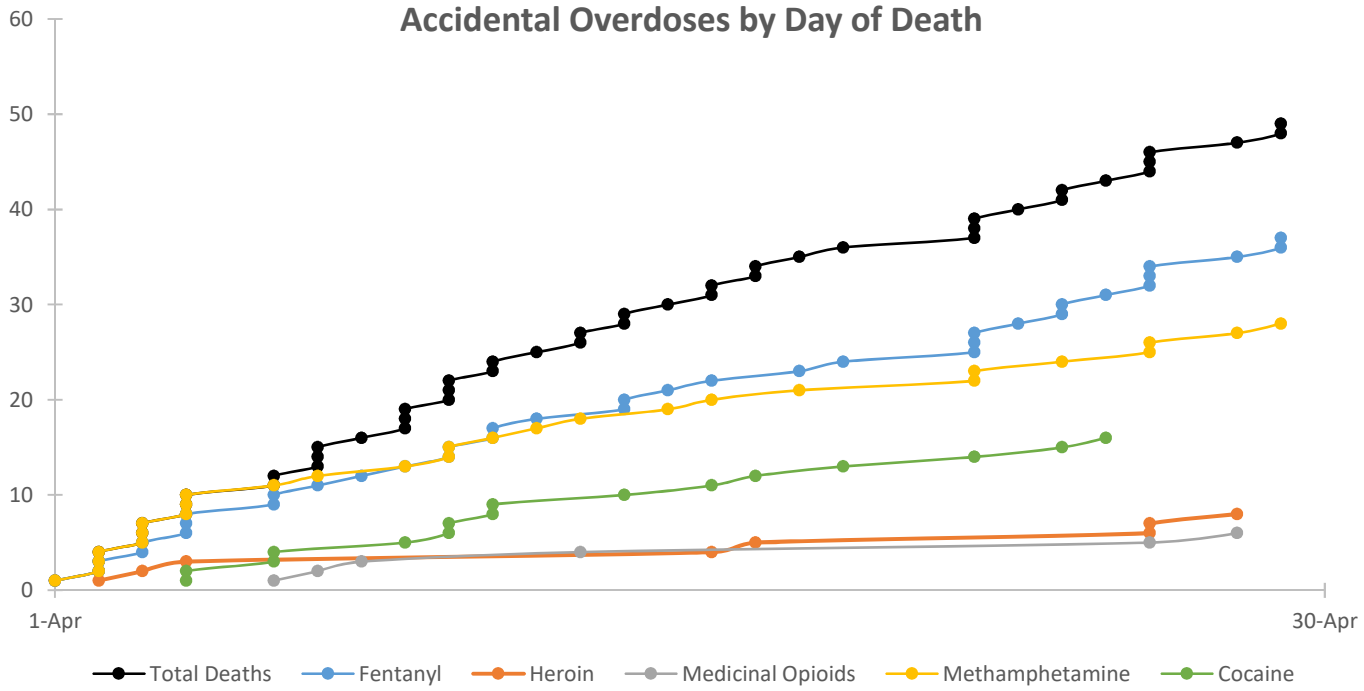

"Acc. Overdoses Open" cases do not have a final cause and manner of death classification; "Acc. Overdoses Closed" cases have a final cause and manner of death classification.
"No fixed address" denotes community members who may be experiencing homelessness.
"Residence" denotes address where decedent lived; "Location of Death" denotes the location where death was declared. For "Residence" and "Location of Death", the 4 most affected neighborhoods are represented, the "Others" category refers to all other zip codes within the City and County of San Francisco and any of out county residences.
"Gender" refers to gender at time of death.
"Total Deaths" denotes Accidental Overdoses where one or more drugs contribute to the cause of death; however, every point for each drug series is inclusive, but not necessarily exclusive, of that drug. "Total deaths" represents all accidental overdoses including ones for drugs not specified above.

PLEASE NOTE THIS DATA IS PRELIMINARY INFORMATION AND SUSCEPTIBLE TO CHANGE

OFFICE OF THE CHIEF MEDICAL EXAMINER CITY AND COUNTY OF SAN FRANCISCO

Preliminary Accidental Drug Overdose Data Report
as of December 17, 2020

MAY 2020

Total Cases Received by OCME (143)

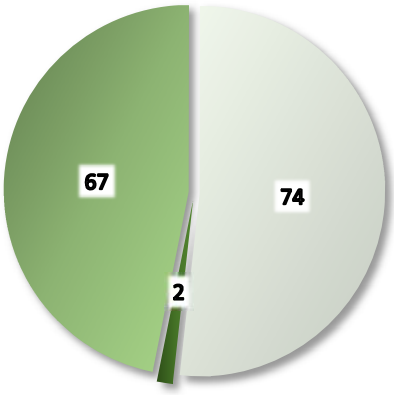

51.75% Other Causes
1.40% Acc. Overdoses Open
46.85% Acc. Overdoses Closed

Gender

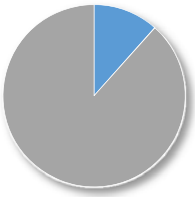

12% Female
88% Male

Race

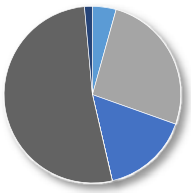

4% Asian
26% Black
16% Latinx
0% Native American
52% White
1% Other/Unknown

Age

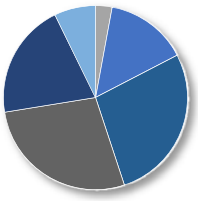

0% <15
14% 25-34
28% 45-54
7% >=65
15-24 3%
35-44 28%
55-64 20%

Fixed Address

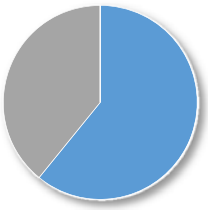

61% Yes (see residence)
39% No
0% Unknown

Residence

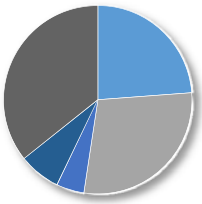

24% Tenderloin (94102)
29% SOMA (94103)
5% Inner Mission (94110)
7% Lake Merced (94132)
36% Others

Location of Death

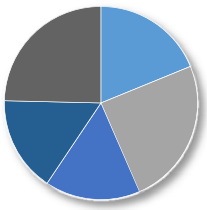

19% Tenderloin (94102)
25% SOMA (94103)
16% Nob Hill (94109)
16% Inner Mission (94110)
25% Others

Accidental Overdoses by Day of Death

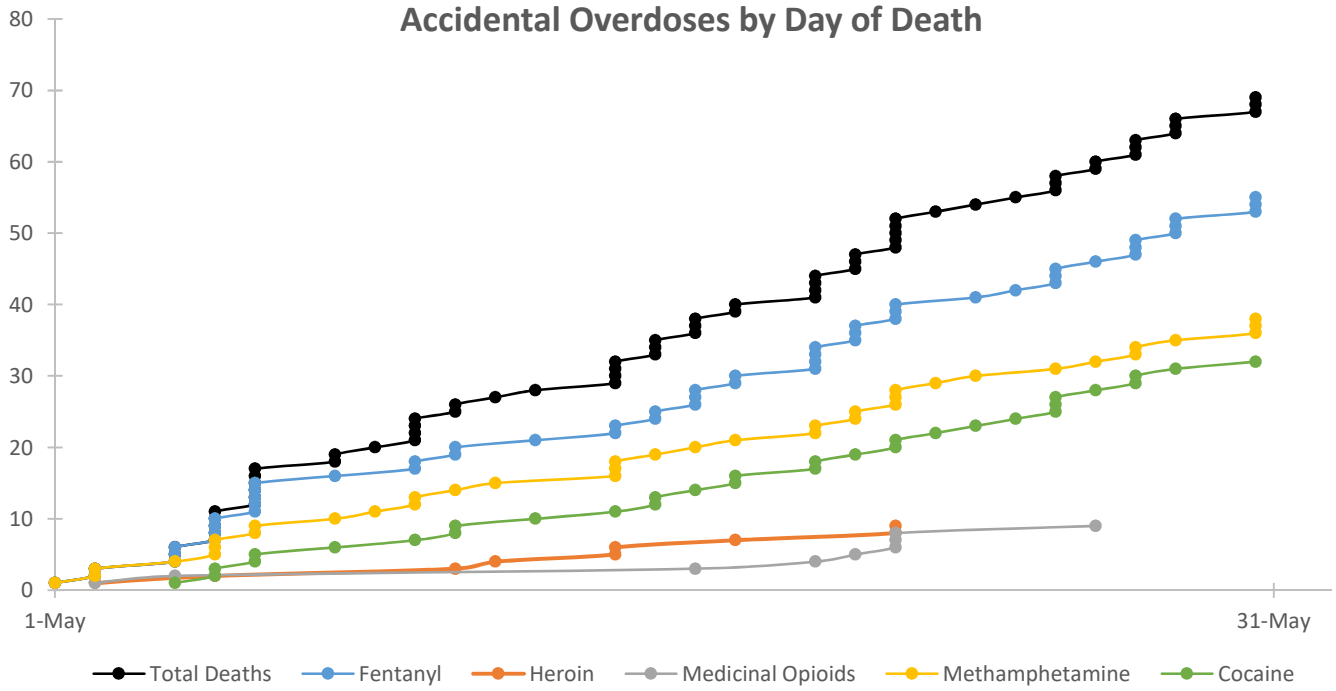

"Acc. Overdoses Open" cases do not have a final cause and manner of death classification; "Acc. Overdoses Closed" cases have a final cause and manner of death classification.
"No fixed address" denotes community members who may be experiencing homelessness.
"Residence" denotes address where decedent lived; "Location of Death" denotes the location where death was declared. For "Residence" and "Location of Death", the 4 most affected neighborhoods are represented, the "Others" category refers to all other zip codes within the City and County of San Francisco and any of out county residences.
"Gender" refers to gender at time of death.
"Total Deaths" denotes Accidental Overdoses where one or more drugs contribute to the cause of death; however, every point for each drug series is inclusive, but not necessarily exclusive, of that drug. "Total deaths" represents all accidental overdoses including ones for drugs not specified above.

PLEASE NOTE THIS DATA IS PRELIMINARY INFORMATION AND SUSCEPTIBLE TO CHANGE

OFFICE OF THE CHIEF MEDICAL EXAMINER CITY AND COUNTY OF SAN FRANCISCO

Preliminary Accidental Drug Overdose Data Report
as of December 17, 2020

JUNE 2020

Gender

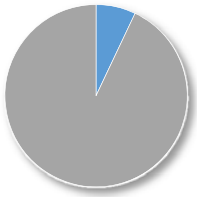

7% Female
93% Male

Race

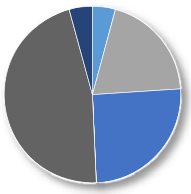

4% Asian
20% Black
25% Latinx
0% Native American
46% White
4% Other/Unknown

Age

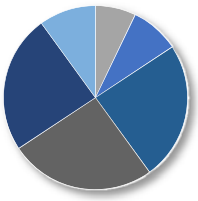

0% <15
8% 25-34
25% 45-54
10% >=65
15-24 7%
35-44 24%
55-64 24%

Total Cases Received by OCME (140)

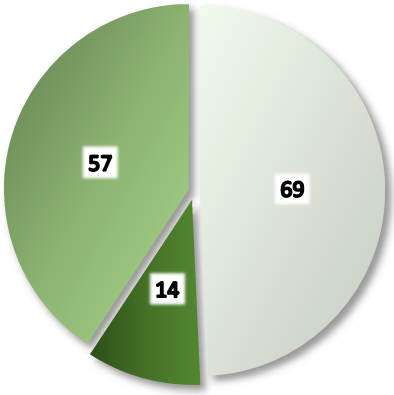

49.29% Other Causes
10.00% Acc. Overdoses Open
40.71% Acc. Overdoses Closed

Fixed Address

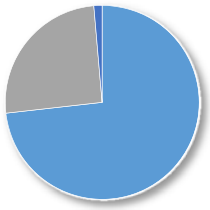

73% Yes (see residence)
25% No
1% Unknown

Residence

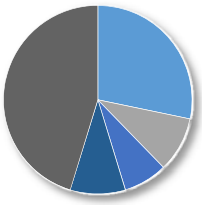

28% Tenderloin (94102)
9% SOMA (94103)
8% Inner Mission (94110)
9% Nob Hill (94109)
45% Others

Location of Death

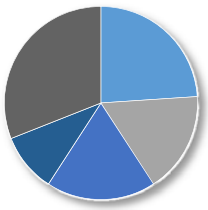

24% Tenderloin (94102)
17% SOMA (94103)
18% Nob Hill (94109)
10% Inner Mission (94110)
31% Others

Accidental Overdoses by Day of Death

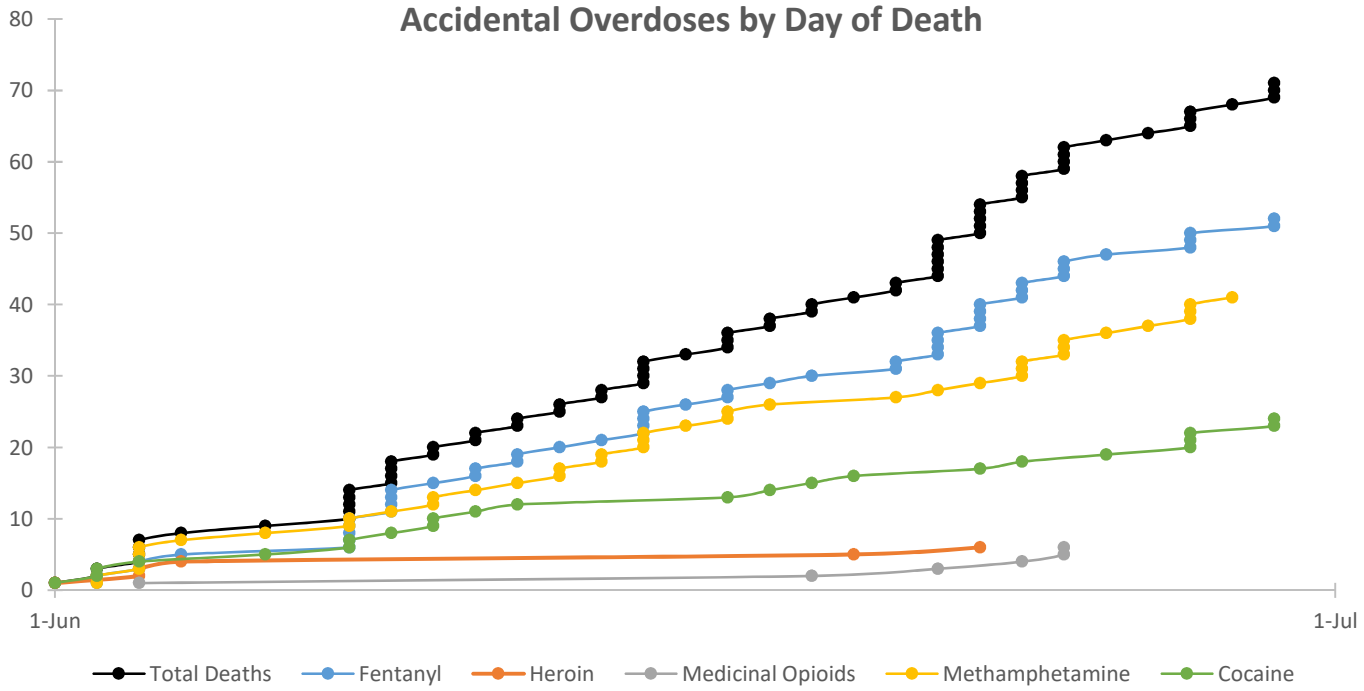

"Acc. Overdoses Open" cases do not have a final cause and manner of death classification; "Acc. Overdoses Closed" cases have a final cause and manner of death classification.
"No fixed address" denotes community members who may be experiencing homelessness.
"Residence" denotes address where decedent lived; "Location of Death" denotes the location where death was declared. For "Residence" and "Location of Death", the 4 most affected neighborhoods are represented, the "Others" category refers to all other zip codes within the City and County of San Francisco and any of out county residences.
"Gender" refers to gender at time of death.
"Total Deaths" denotes Accidental Overdoses where one or more drugs contribute to the cause of death; however, every point for each drug series is inclusive, but not necessarily exclusive, of that drug. "Total deaths" represents all accidental overdoses including ones for drugs not specified above.

PLEASE NOTE THIS DATA IS PRELIMINARY INFORMATION AND SUSCEPTIBLE TO CHANGE

OFFICE OF THE CHIEF MEDICAL EXAMINER CITY AND COUNTY OF SAN FRANCISCO

Preliminary Accidental Drug Overdose Data Report
as of December 17, 2020

JULY 2020

Total Cases Received by OCME (151)

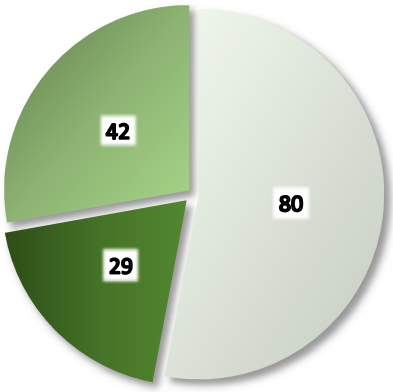

52.98% Other Causes
19.21% Acc. Overdoses Open
27.81% Acc. Overdoses Closed

Gender

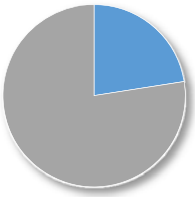

23% Female
77% Male

Race

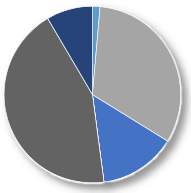

1% Asian
32% Black
14% Latinx
0% Native American
44% White
8% Other/Unknown

Age

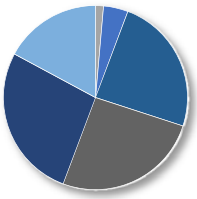

0% <15
4% 25-34
25% 45-54
17% >=65
15-24 1%
35-44 24%
55-64 27%

Fixed Address

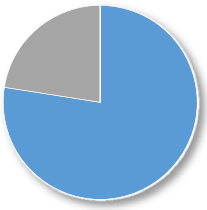

77% Yes (see residence)
23% No
0% Unknown

Residence

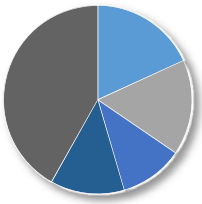

18% Tenderloin (94102)
16% SOMA (94103)
11% Inner Mission (94110)
13% Nob Hill (94109)
42% Others

Location of Death

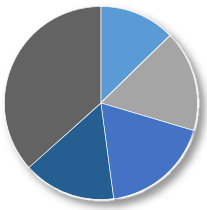

13% Tenderloin (94102)
17% SOMA (94103)
18% Nob Hill (94109)
15% Inner Mission (94110)
37% Others

Accidental Overdoses by Day of Death

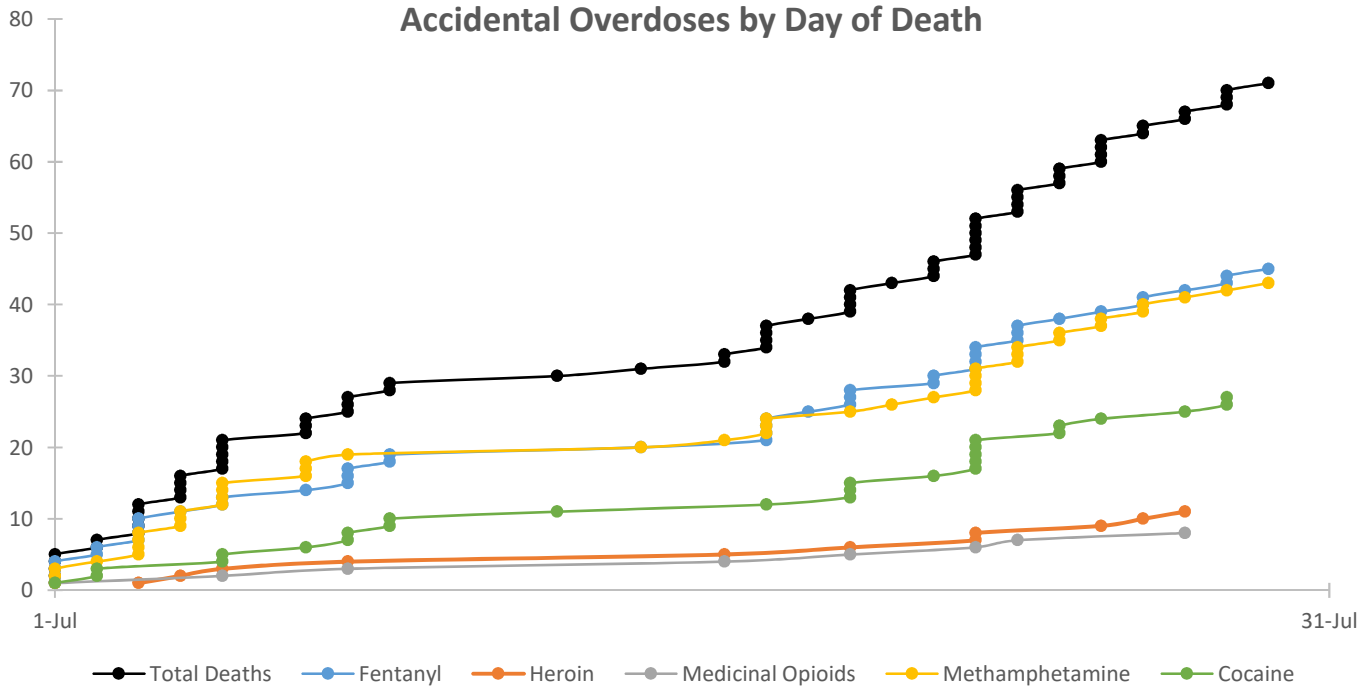

"Acc. Overdoses Open" cases do not have a final cause and manner of death classification; "Acc. Overdoses Closed" cases have a final cause and manner of death classification.
"No fixed address" denotes community members who may be experiencing homelessness.
"Residence" denotes address where decedent lived; "Location of Death" denotes the location where death was declared. For "Residence" and "Location of Death", the 4 most affected neighborhoods are represented, the "Others" category refers to all other zip codes within the City and County of San Francisco and any of out county residences.
"Gender" refers to gender at time of death.
"Total Deaths" denotes Accidental Overdoses where one or more drugs contribute to the cause of death; however, every point for each drug series is inclusive, but not necessarily exclusive, of that drug. "Total deaths" represents all accidental overdoses including ones for drugs not specified above.

PLEASE NOTE THIS DATA IS PRELIMINARY INFORMATION AND SUSCEPTIBLE TO CHANGE

OFFICE OF THE CHIEF MEDICAL EXAMINER **CITY AND COUNTY OF SAN FRANCISCO**

Preliminary Accidental Drug Overdose Data Report
as of December 17, 2020

AUGUST 2020

Total Cases Received by OCME (144)

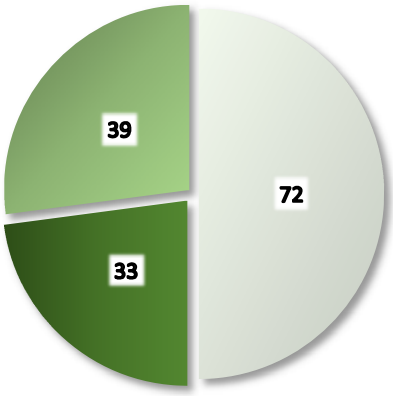

50.00% Other Causes
22.92% Acc. Overdoses Open
27.08% Acc. Overdoses Closed

Gender

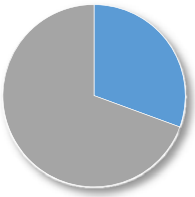

31% Female
69% Male

Race

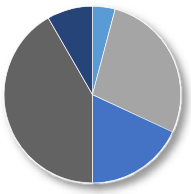

4% Asian
28% Black
18% Latinx
0% Native American
42% White
8% Other/Unknown

Age

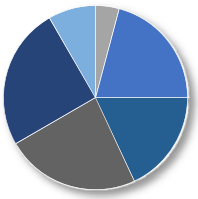

0% <15
21% 25-34
24% 45-54
8% >=65
15-24 4%
35-44 18%
55-64 25%

Fixed Address

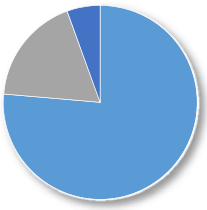

76% Yes (see residence)
18% No
6% Unknown

Residence

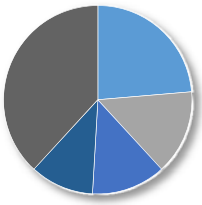

24% Tenderloin (94102)
15% SOMA (94103)
13% Inner Mission (94110)
11% Nob Hill (94109)
38% Others

Location of Death

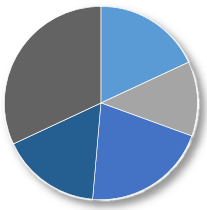

18% Tenderloin (94102)
13% SOMA (94103)
21% Nob Hill (94109)
17% Inner Mission (94110)
32% Others

Accidental Overdoses by Day of Death

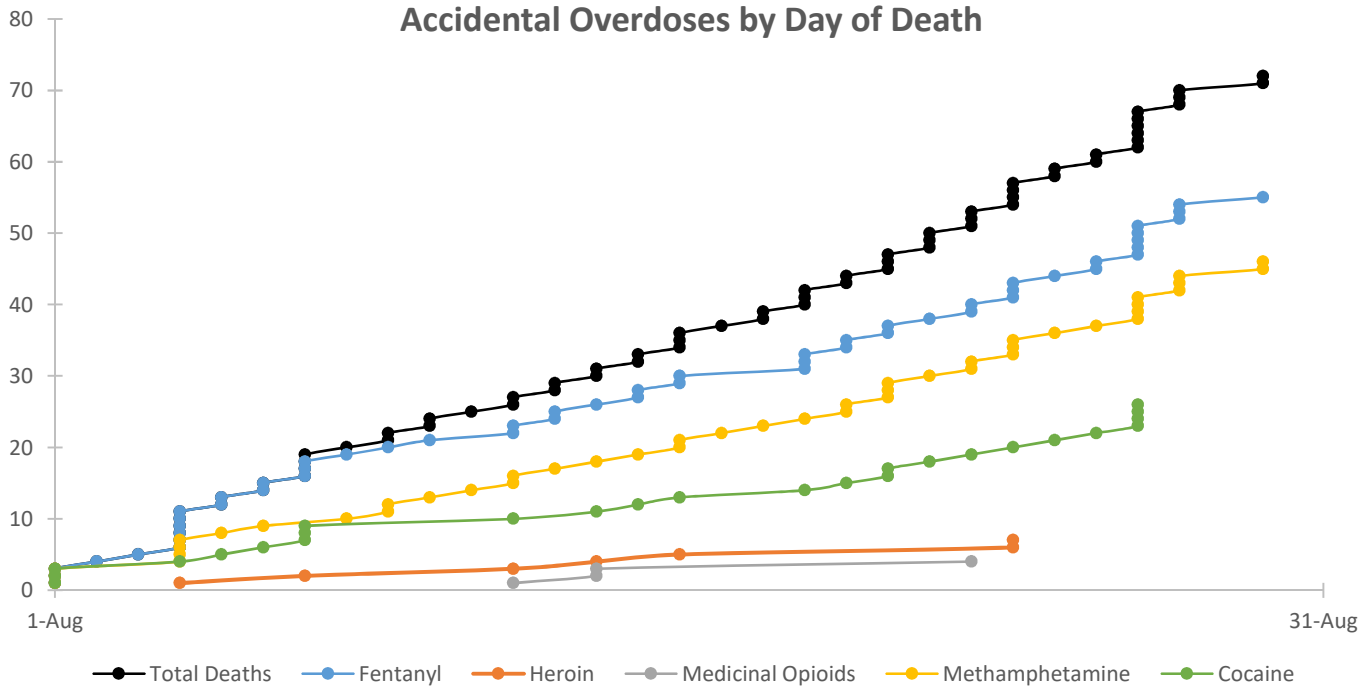

"Acc. Overdoses Open" cases do not have a final cause and manner of death classification; "Acc. Overdoses Closed" cases have a final cause and manner of death classification.
"No fixed address" denotes community members who may be experiencing homelessness.
"Residence" denotes address where decedent lived; "Location of Death" denotes the location where death was declared. For "Residence" and "Location of Death", the 4 most affected neighborhoods are represented, the "Others" category refers to all other zip codes within the City and County of San Francisco and any of out county residences.
"Gender" refers to gender at time of death.
"Total Deaths" denotes Accidental Overdoses where one or more drugs contribute to the cause of death; however, every point for each drug series is inclusive, but not necessarily exclusive, of that drug. "Total deaths" represents all accidental overdoses including ones for drugs not specified above.

PLEASE NOTE THIS DATA IS PRELIMINARY INFORMATION AND SUSCEPTIBLE TO CHANGE

OFFICE OF THE CHIEF MEDICAL EXAMINER **CITY AND COUNTY OF SAN FRANCISCO**

Preliminary Accidental Drug Overdose Data Report
as of December 17, 2020

SEPTEMBER 2020

Gender

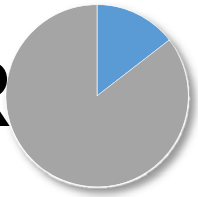

15% Female
85% Male

Race

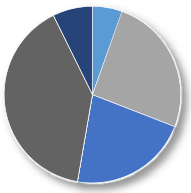

5% Asian
25% Black
22% Latinx
0% Native American
40% White
7% Other/Unknown

Age

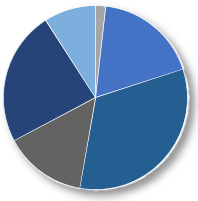

0% <15
18% 25-34
15% 45-54
9% >=65
15-24 2%
35-44 33%
55-64 24%

Total Cases Received by OCME (135)

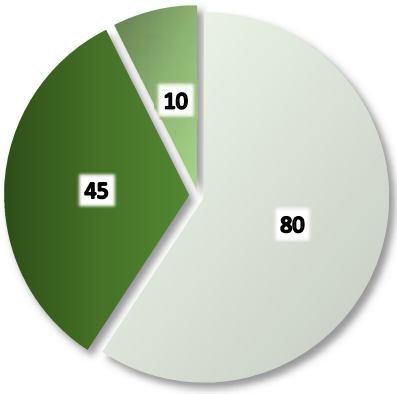

59.26% Other Causes
33.33% Acc. Overdoses Open
7.41% Acc. Overdoses Closed

Fixed Address

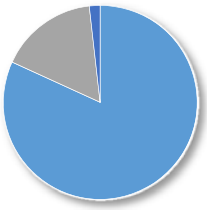

82% Yes (see residence)
16% No
2% Unknown

Residence

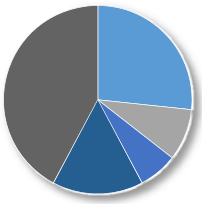

27% Tenderloin (94102)
9% SOMA (94103)
7% Inner Mission (94110)
16% Nob Hill (94109)
42% Others

Location of Death

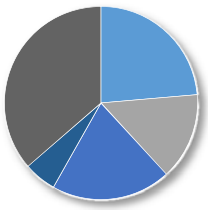

24% Tenderloin (94102)
15% SOMA (94103)
20% Nob Hill (94109)
5% Inner Mission (94110)
36% Others

Accidental Overdoses by Day of Death

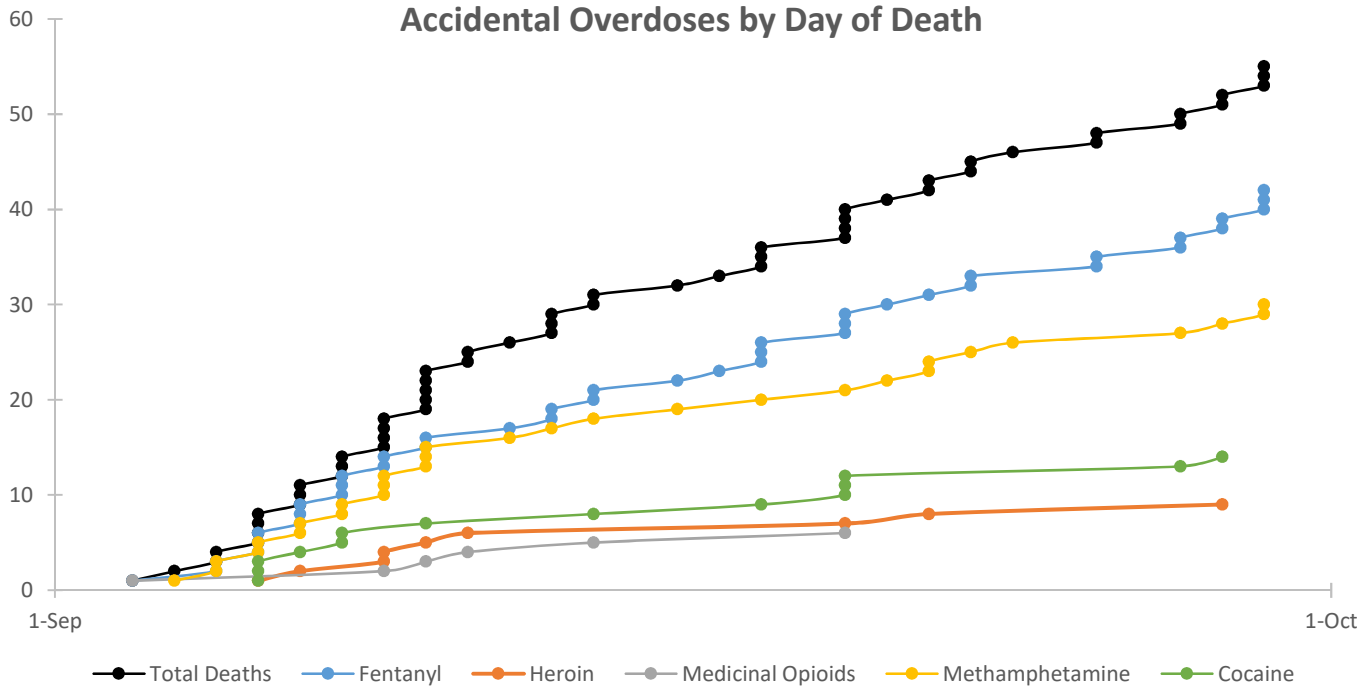

"Acc. Overdoses Open" cases do not have a final cause and manner of death classification; "Acc. Overdoses Closed" cases have a final cause and manner of death classification.
"No fixed address" denotes community members who may be experiencing homelessness.
"Residence" denotes address where decedent lived; "Location of Death" denotes the location where death was declared. For "Residence" and "Location of Death", the 4 most affected neighborhoods are represented, the "Others" category refers to all other zip codes within the City and County of San Francisco and any of out county residences.
"Gender" refers to gender at time of death.
"Total Deaths" denotes Accidental Overdoses where one or more drugs contribute to the cause of death; however, every point for each drug series is inclusive, but not necessarily exclusive, of that drug. "Total deaths" represents all accidental overdoses including ones for drugs not specified above.

PLEASE NOTE THIS DATA IS PRELIMINARY INFORMATION AND SUSCEPTIBLE TO CHANGE

OFFICE OF THE CHIEF MEDICAL EXAMINER **CITY AND COUNTY OF SAN FRANCISCO**

Preliminary Accidental Drug Overdose Data Report
as of December 17, 2020

OCTOBER 2020

Total Cases Received by OCME (135)

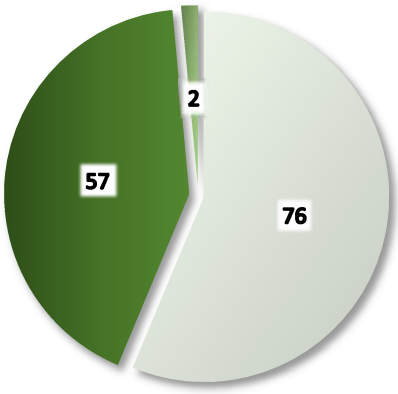

56.30% Other Causes
42.22% Acc. Overdoses Open
1.48% Acc. Overdoses Closed

Gender

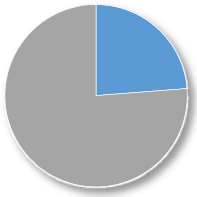

24% Female
76% Male

Race

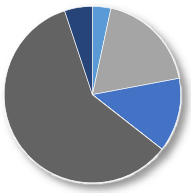

3% Asian
19% Black
14% Latinx
0% Native American
59% White
5% Other/Unknown

Age

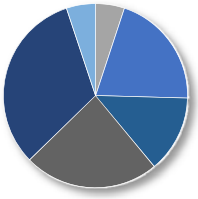

0% <15
20% 25-34
24% 45-54
5% >=65
15-24 5%
35-44 14%
55-64 32%

Fixed Address

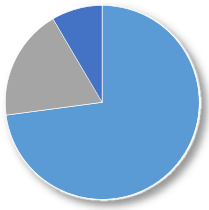

73% Yes (see residence)
19% No
8% Unknown

Residence

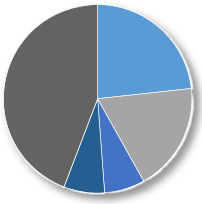

23% Tenderloin (94102)
19% SOMA (94103)
7% Inner Mission (94110)
7% Western Addition (94115)
44% Others

Location of Death

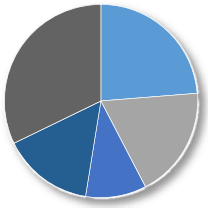

24% Tenderloin (94102)
19% SOMA (94103)
10% Nob Hill (94109)
15% Inner Mission (94110)
32% Others

Accidental Overdoses by Day of Death

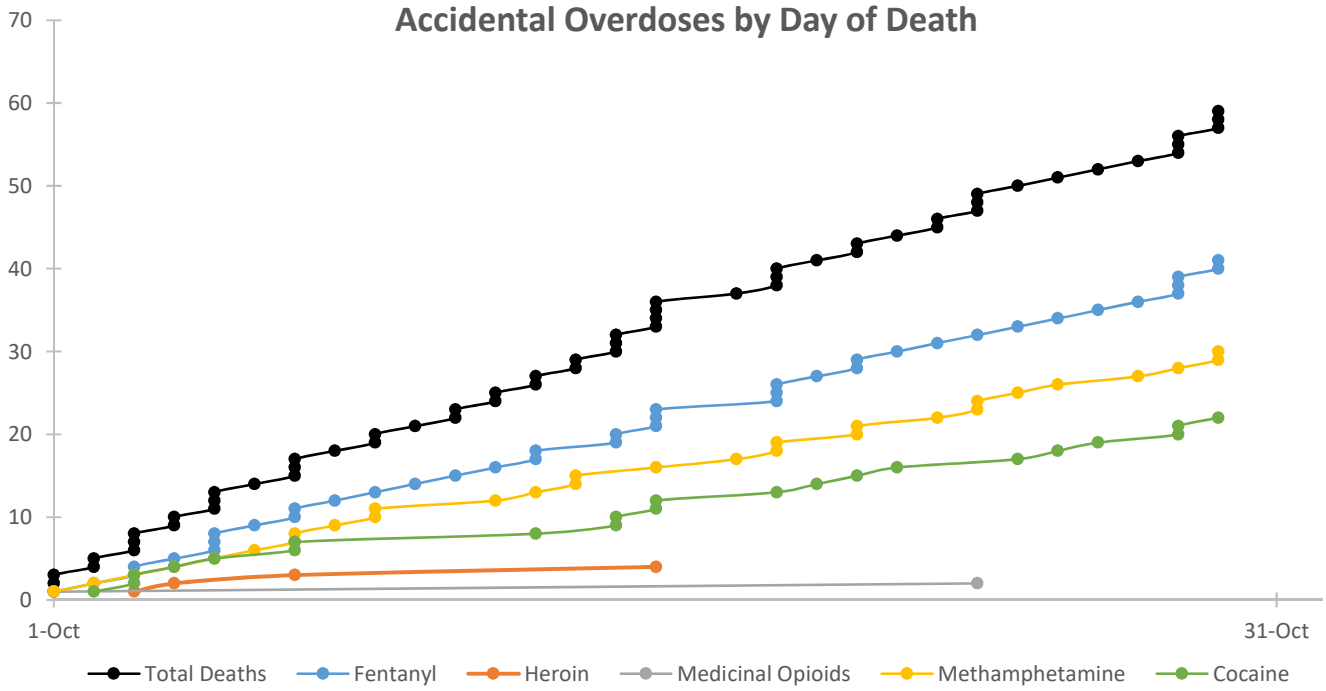

"Acc. Overdoses Open" cases do not have a final cause and manner of death classification; "Acc. Overdoses Closed" cases have a final cause and manner of death classification.
"No fixed address" denotes community members who may be experiencing homelessness.
"Residence" denotes address where decedent lived; "Location of Death" denotes the location where death was declared. For "Residence" and "Location of Death", the 4 most affected neighborhoods are represented, the "Others" category refers to all other zip codes within the City and County of San Francisco and any of out county residences.
"Gender" refers to gender at time of death.
"Total Deaths" denotes Accidental Overdoses where one or more drugs contribute to the cause of death; however, every point for each drug series is inclusive, but not necessarily exclusive, of that drug. "Total deaths" represents all accidental overdoses including ones for drugs not specified above.

PLEASE NOTE THIS DATA IS PRELIMINARY INFORMATION AND SUSCEPTIBLE TO CHANGE

OFFICE OF THE CHIEF MEDICAL EXAMINER **CITY AND COUNTY OF SAN FRANCISCO**

Preliminary Accidental Drug Overdose Data Report
as of December 17, 2020

NOVEMBER 2020

Gender

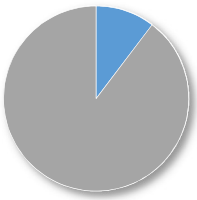

10% Female
90% Male

Race

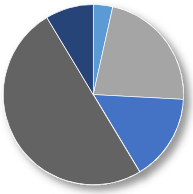

3% Asian
22% Black
16% Latinx
0% Native American
50% White
9% Other/Unknown

Age

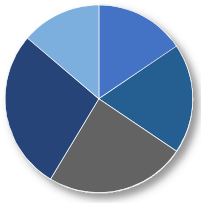

0% <15
16% 25-34
24% 45-54
14% >=65
15-24 0%
35-44 19%
55-64 28%

Total Cases Received by OCME (119)

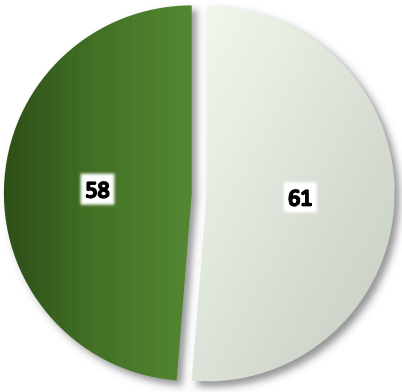

51.26% Other Causes
48.74% Acc. Overdoses Open
0.00% Acc. Overdoses Closed

Fixed Address

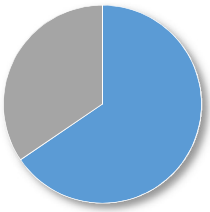

66% Yes (see residence)
34% No
0% Unknown

Residence

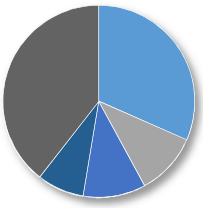

32% Tenderloin (94102)
11% SOMA (94103)
11% Nob Hill (94109)
8% North Beach (94133)
39% Others

Location of Death

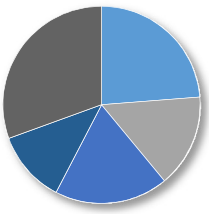

24% Tenderloin (94102)
15% SOMA (94103)
19% Nob Hill (94109)
12% Inner Mission (94110)
31% Others

Accidental Overdoses by Day of Death

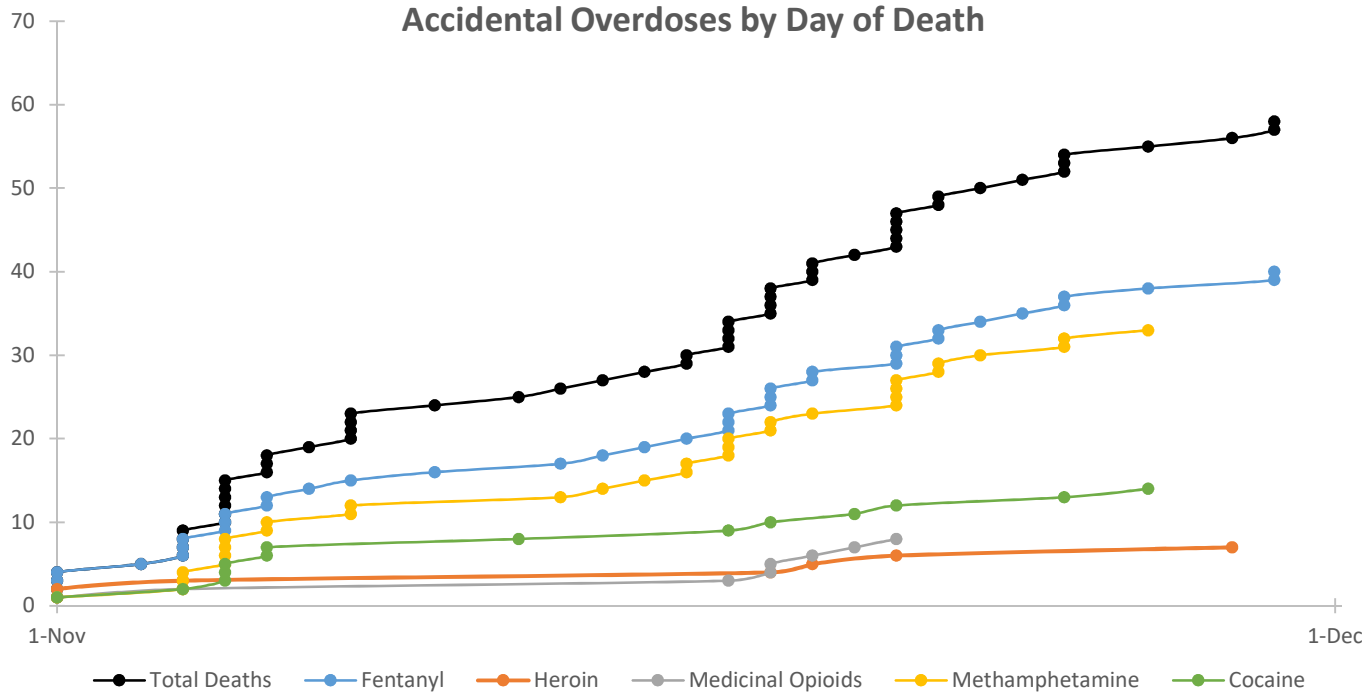

"Acc. Overdoses Open" cases do not have a final cause and manner of death classification; "Acc. Overdoses Closed" cases have a final cause and manner of death classification.
"No fixed address" denotes community members who may be experiencing homelessness.
"Residence" denotes address where decedent lived; "Location of Death" denotes the location where death was declared. For "Residence" and "Location of Death", the 4 most affected neighborhoods are represented, the "Others" category refers to all other zip codes within the City and County of San Francisco and any of out county residences.
"Gender" refers to gender at time of death.
"Total Deaths" denotes Accidental Overdoses where one or more drugs contribute to the cause of death; however, every point for each drug series is inclusive, but not necessarily exclusive, of that drug. "Total deaths" represents all accidental overdoses including ones for drugs not specified above.

PLEASE NOTE THIS DATA IS PRELIMINARY INFORMATION AND SUSCEPTIBLE TO CHANGE