


Office of the
Chief Medical Examiner
City and County of San Francisco



Fiscal Year 2016-2017
Annual Report



OFFICE OF THE CHIEF MEDICAL EXAMINER

Michael D. Hunter, M.D.
Chief Medical Examiner

Christopher J. Wirowek
Director of Operations

December 2017

Dear Reader,

This is the Annual Report of the Office of the Chief Medical Examiner (OCME) for Fiscal Year 2016-2017. This is the fourteenth edition of the Office's Annual Report, and incorporates cases investigated during the Fiscal Year 2016 - 2017 (includes decedent data who have died on June 30, 2016 and up to July 1, 2017).

The OCME provides forensic science services to the public and agencies of the City and County of San Francisco. These services include, but are not limited to the investigation of sudden, unexpected, and violent deaths, monitoring the health and healthcare provided within the community, and human performance drug screening.

In Fiscal Year 2016 – 2017, approximately 4184 deaths or 68% of all deaths occurring in the City and County of San Francisco were reported to the OCME. Of those deaths, 1160 or approximately 19% of all deaths with the City and County were investigated by the OCME.

The Forensic Laboratory Division of the OCME serves as the testing center for postmortem specimens from cases investigated by the OCME, as well as human performance testing in living individuals (public intoxication, driving under the influence, and drug-facilitated-sexual assaults). The Forensic Laboratory Division analyzed approximately 1619 total cases in Fiscal Year 2016 – 2017.

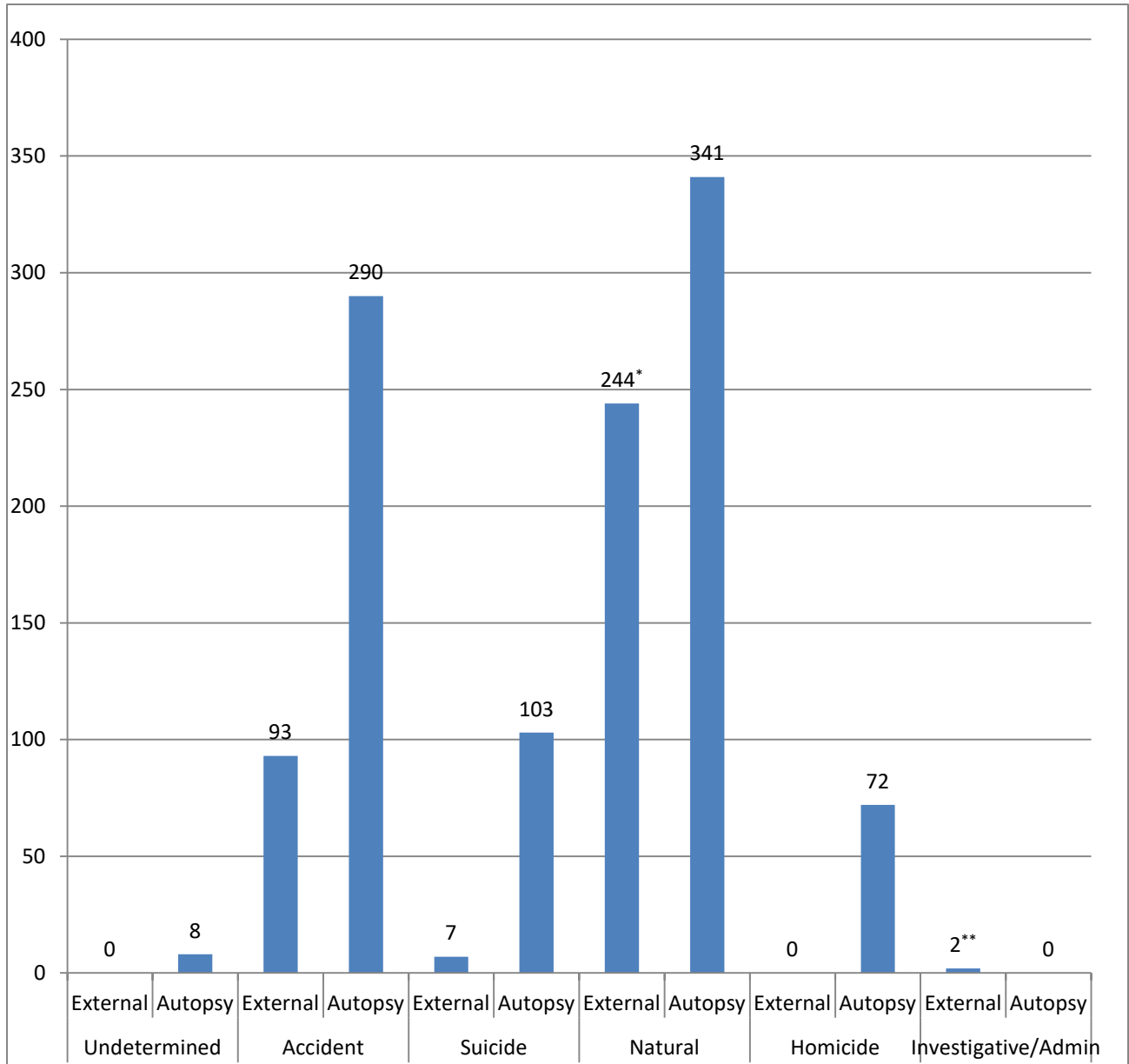
The aging physical plant was replaced and move-in was completed by the end of October 2017. This replacement facility has improved our day to day efficiency and increased the City's resiliency in the event of a natural or man-made disaster.

Although our work is emotionally and physically challenging, we strive to offer compassionate assistance to families through times of great sorrow and stress, while completing investigations as neutral forensic scientists, producing results that are both accurate and complete.

Respectfully,

The Staff of the City & County of San Francisco
Office of the Chief Medical Examiner

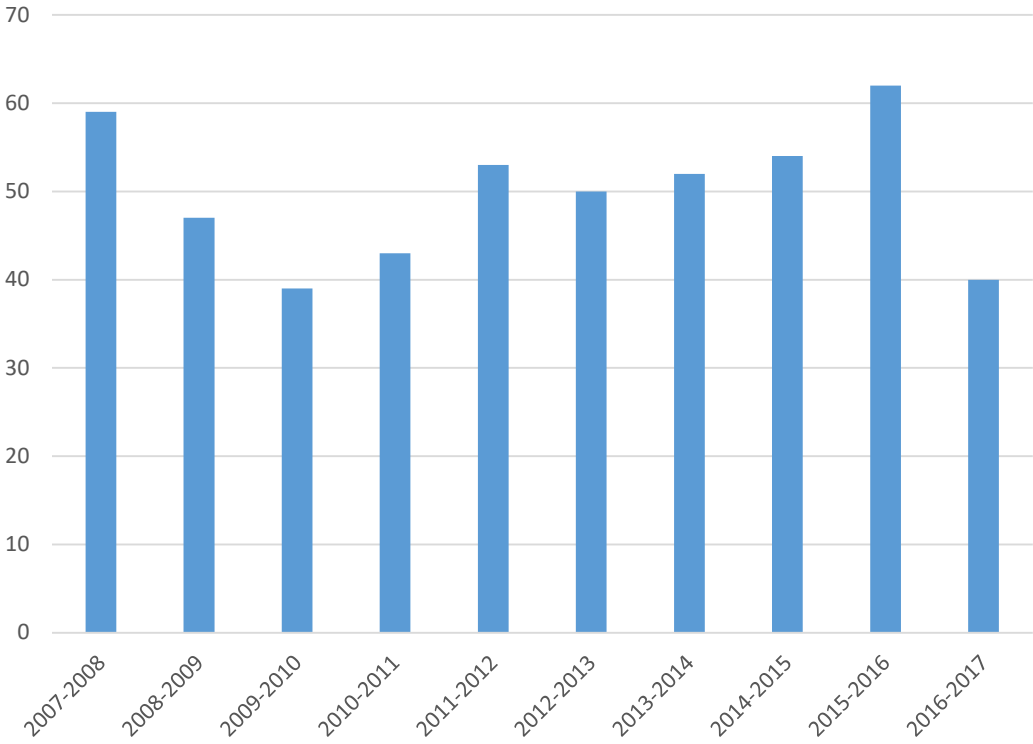
FY 2016-2017 Exam Type By Manner of Death



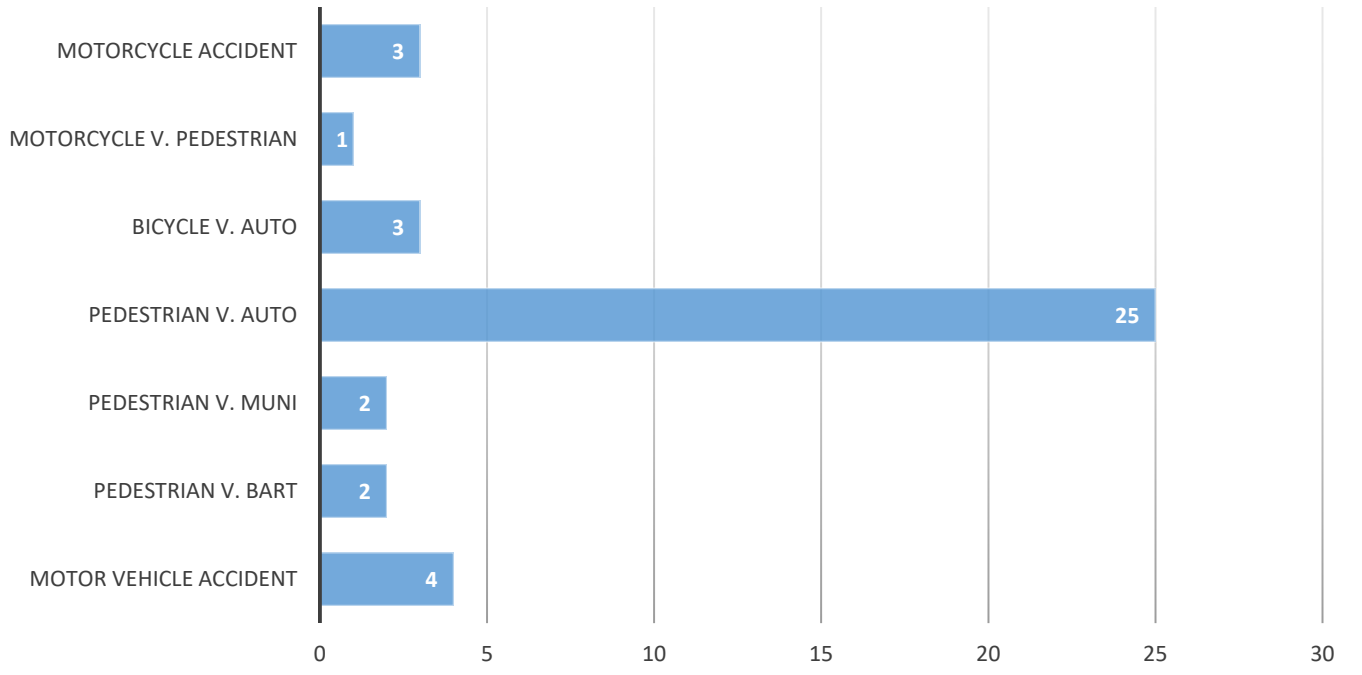
*During FY 2016-17, a total of 95 decedents were referred to the OCME by the City's Public Administrator for disposition purposes only. The attending medical providers certified the Manner of Death as 'Natural', and filed the appropriate Cause of Death with the California Department of Public Health outlined the decedent's death certificate. The total number of indigent decedents accepted during the FY, was added to the value of casework in which received external examinations and investigation by the Medical Examiner determined Manner of Death as 'Natural'.

**Additionally, please note the above graphic representation includes 2 cases in which investigative findings determined these cases were administrative in nature and final disposition was handled by an outside county whom requested jurisdictional release, etc.

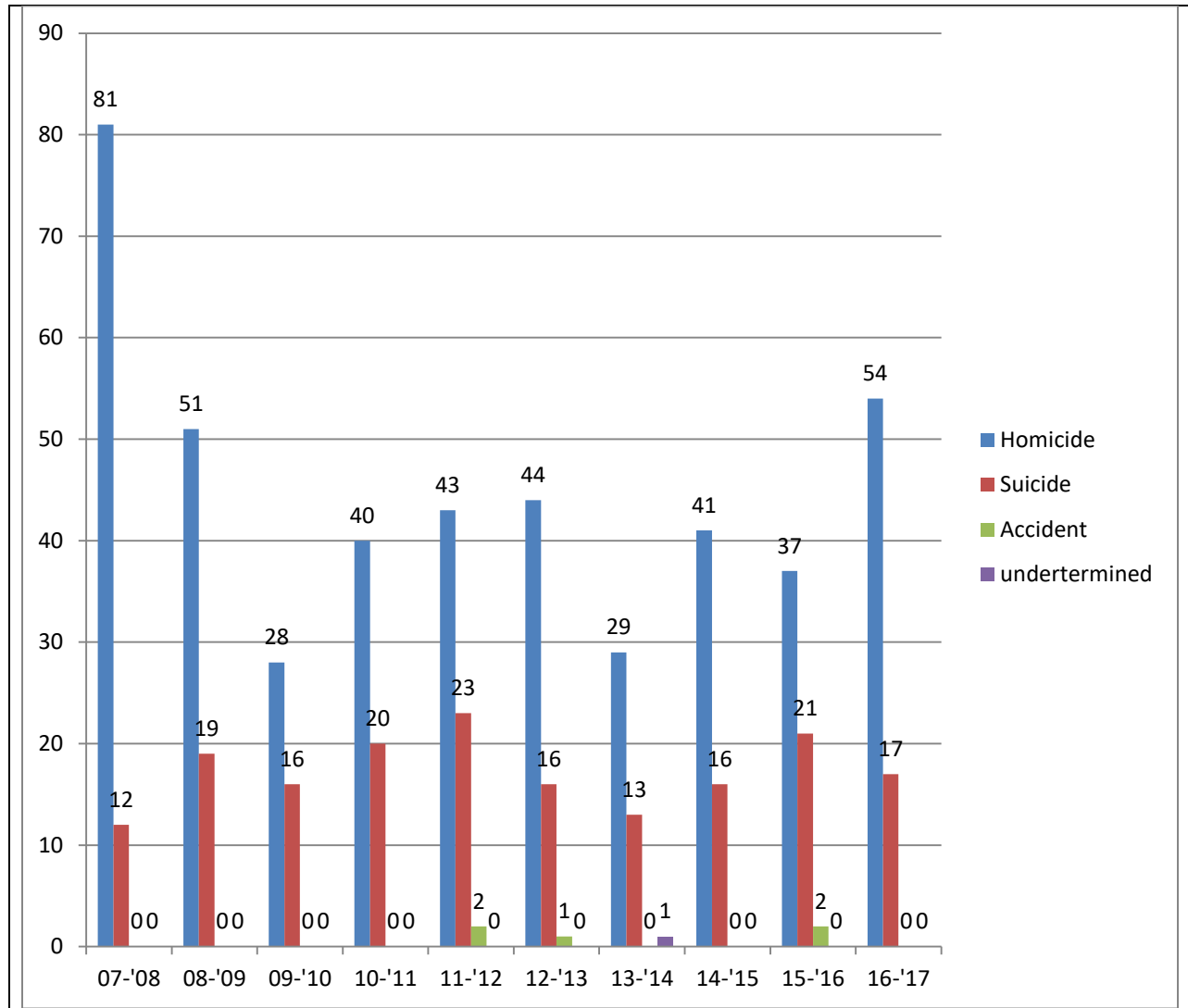
FY 2016-2017 Vehicular Death 10-Yr Perspective



FY 2016-2017 Vehicular Death by Method

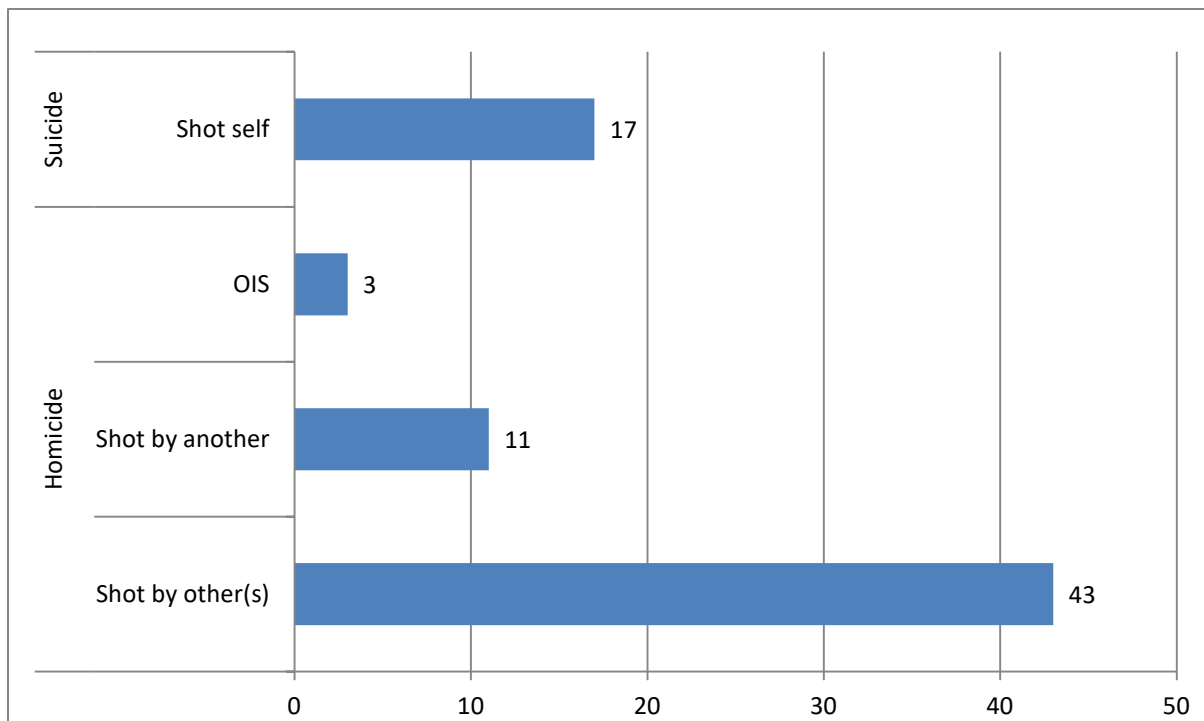


FY 16-17 Firearms death 10 year perspective

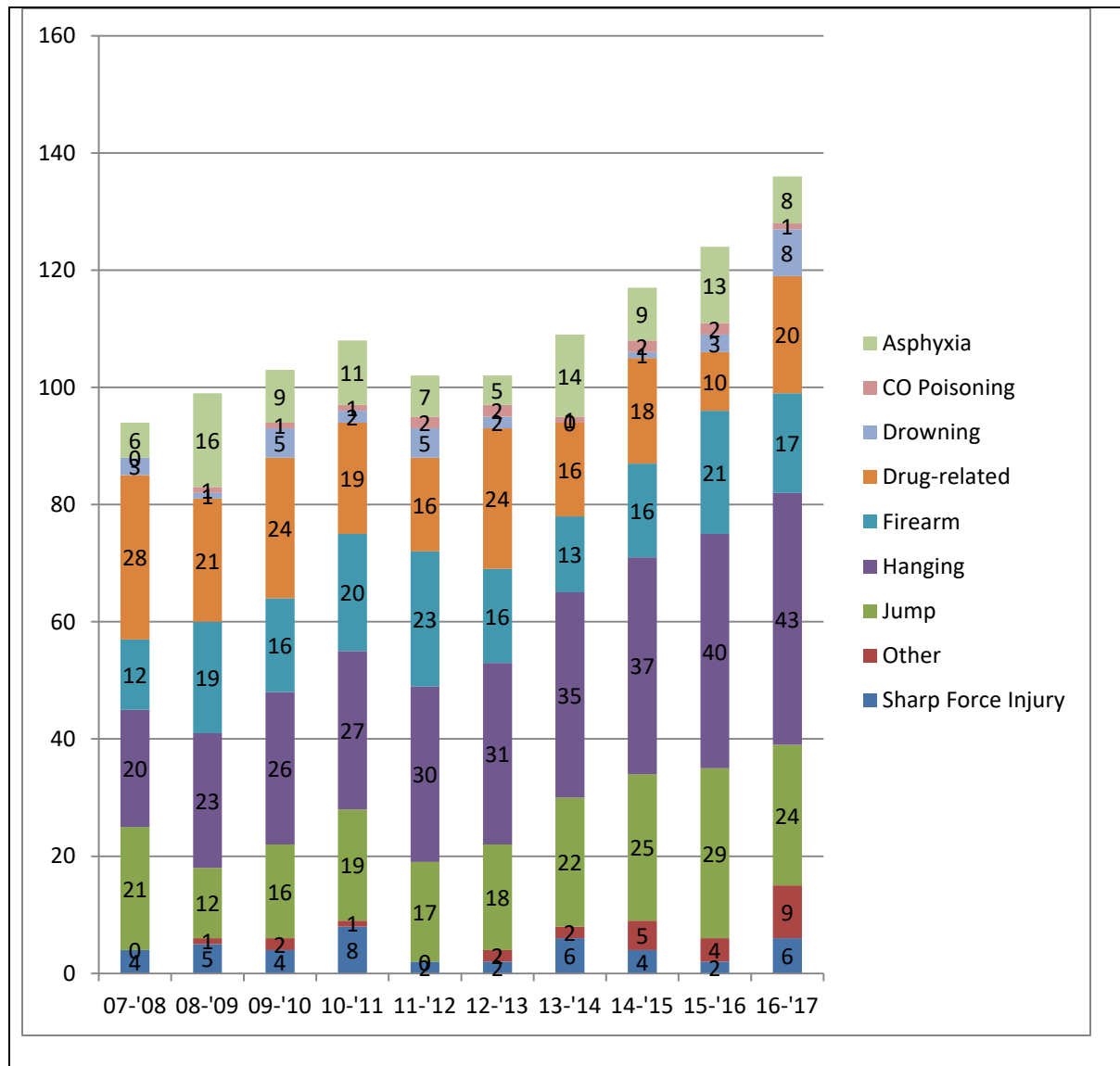


	07-'08	08-'09	09-'10	10-'11	11-'12	12-'13	13-'14	14-'15	15-'16	16-'17
Homicide	81	51	28	40	43	44	29	41	37	54
Suicide	12	19	16	20	23	16	13	16	21	17
Accident	0	0	0	0	2	1	0	0	2	0
undetermined	0	0	0	0	0	0	1	0	0	0

FY16-17 Firearms death by manner and method

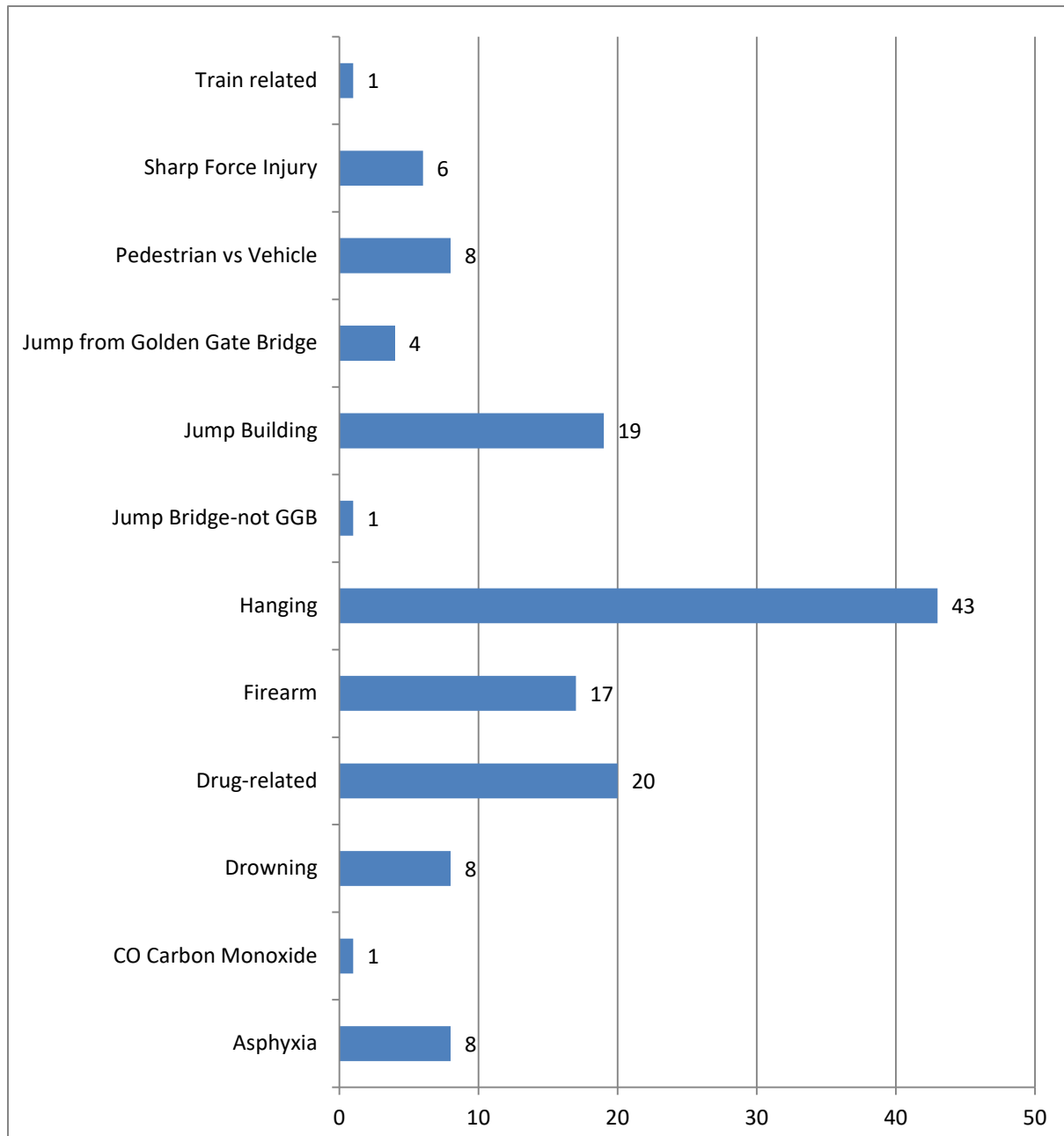


Suicide Deaths 10 Year Perspective



	07-'08	08-'09	09-'10	10-'11	11-'12	12-'13	13-'14	14-'15	15-'16	16-'17
Sharp Force Injury	4	5	4	8	2	2	6	4	2	6
Other	0	1	2	1	0	2	2	5	4	9
Jump	21	12	16	19	17	18	22	25	29	24
Hanging	20	23	26	27	30	31	35	37	40	43
Firearm	12	19	16	20	23	16	13	16	21	17
Drug-related	28	21	24	19	16	24	16	18	10	20
Drowning	3	1	5	2	5	2	0	1	3	8
CO Poisoning	0	1	1	1	2	2	1	2	2	1

FY 2016-2017 Suicide by method



FY 16-17 Childhood death by age an manner

