



City and County
of San Francisco

Economic Recovery Task Force

Shared Spaces

PROGRAM UPDATE

SPUR | September 23 2020

Topics

- › Overview of Goals and Provisions
- › Snapshot of Program Statistics
- › Sustainability and Equity Strategy

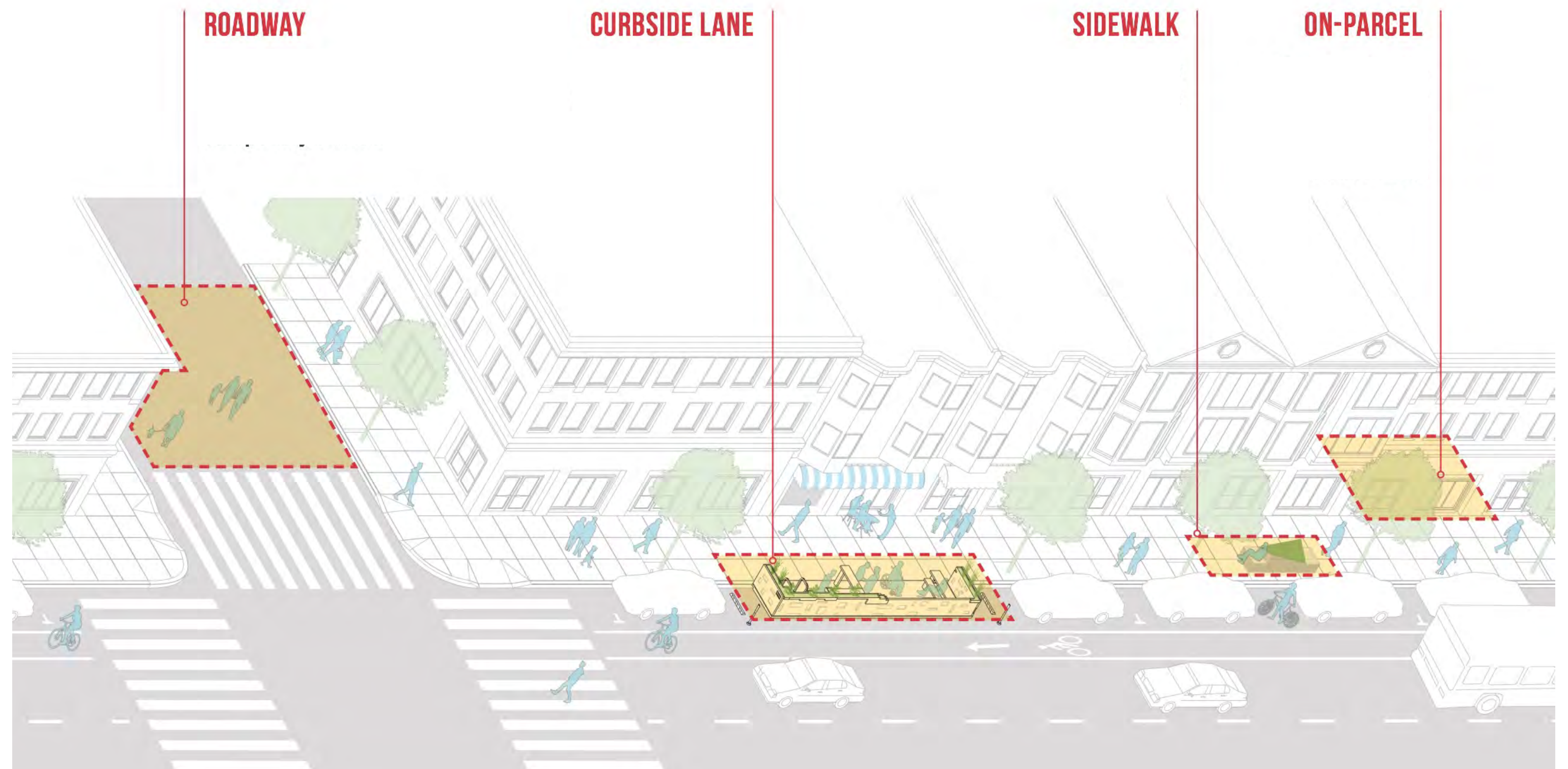
Program Goals

- › Shared Spaces allows local businesses to apply to temporarily use public spaces near their business to operate outside.
- › *Keep people safe by conducting business outside where virus transmission is more difficult than inside*
- › *Help businesses survive and recover after a period of extreme difficulty, preserving the economy, employment, and tax base*
- › *Contribute to a vibrant, interesting street life*

Overview

› Where?

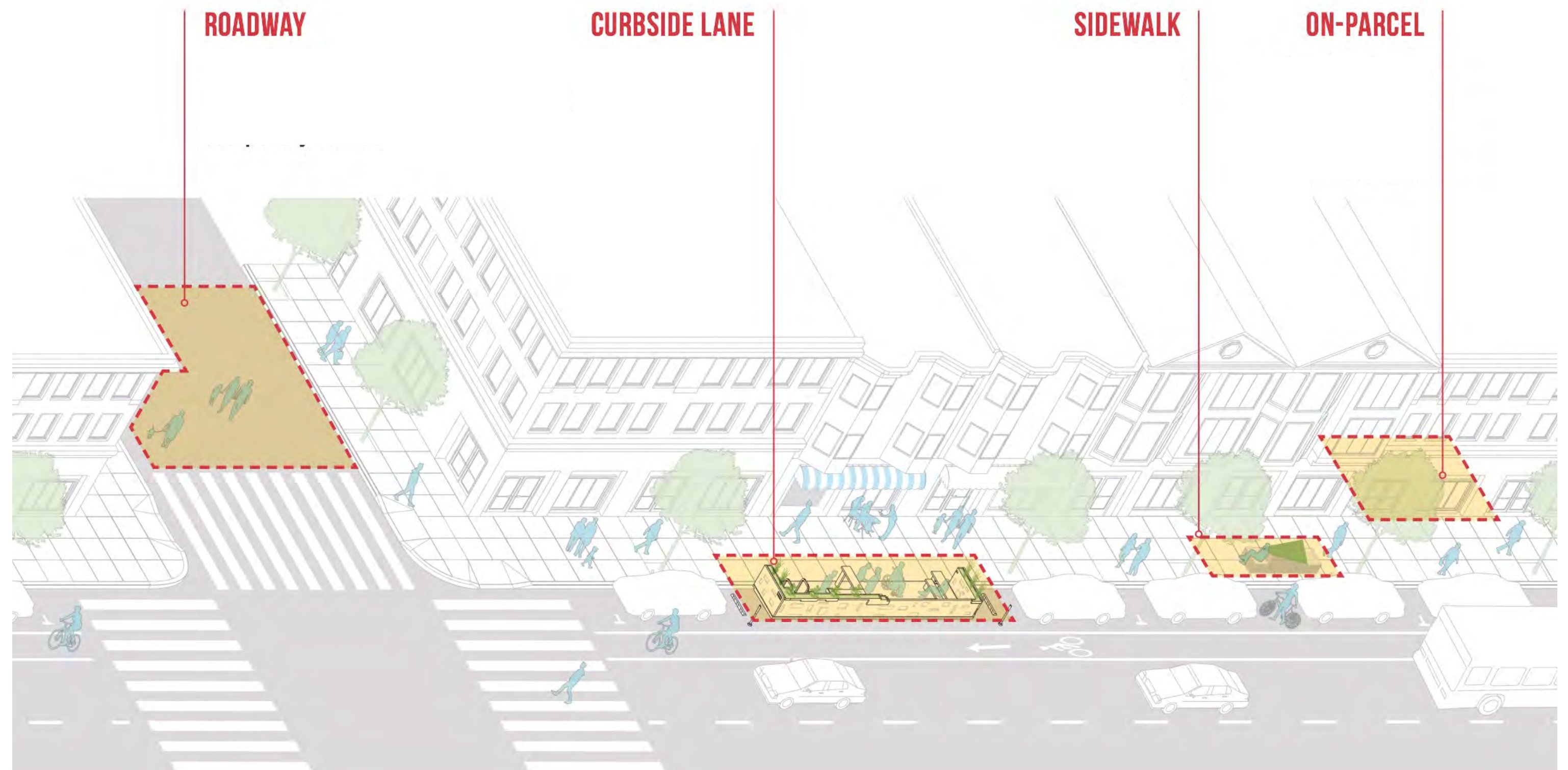
- Sidewalks
- Curbside lanes
- Roadway
- Parks, Plazas, and other city-owned open space
- Open Lots



Overview

› What Uses?

- curbside pickup
- outdoor retail
- physically-distanced queuing
- outdoor dining
- personal services
- entertainment



Sidewalk



Elda: 16th and Guerrero

sf.gov/Shared-Spaces-Media

Sidewalk and Curbside Lane



sf.gov/Shared-Spaces-Media

Panchita's: 16th Street at Valencia

Curbside Lane



Underdogs Taco Shop, Irving at 20th Avenue

sf.gov/Shared-Spaces-Media

Roadway Openings

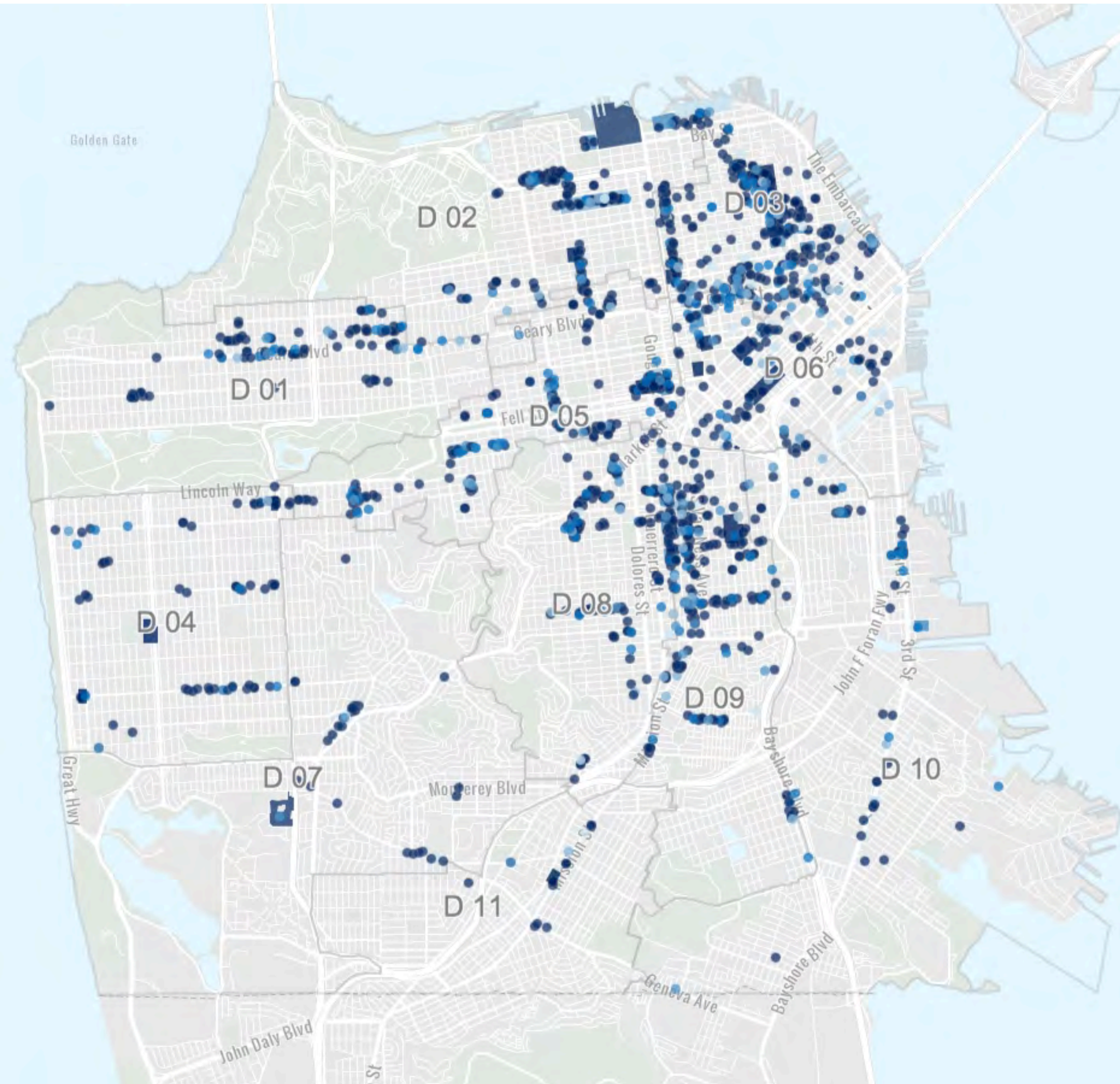


Grant Street, between Washington and California

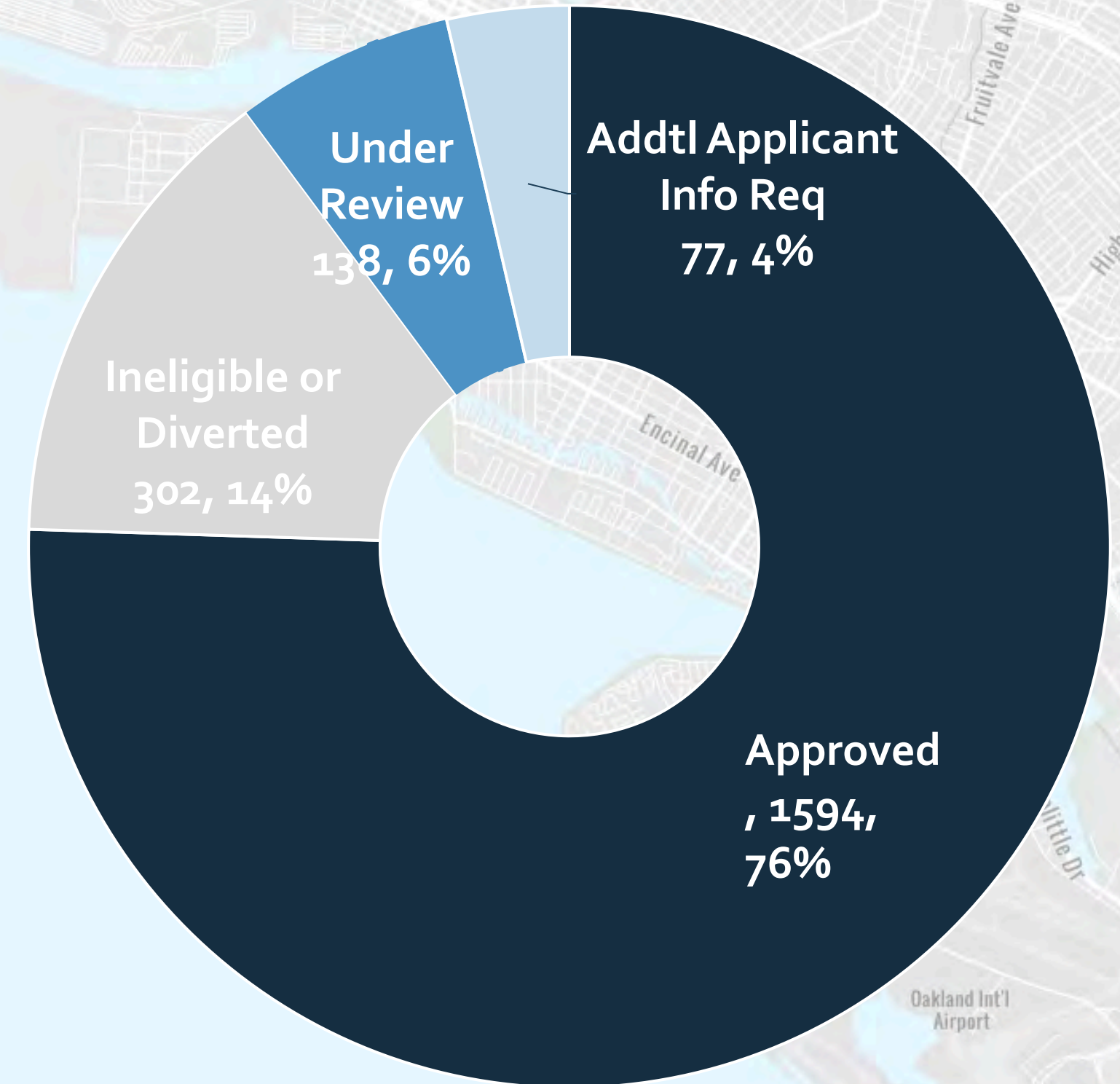
Roadway Openings



Shared Spaces Program Statistics

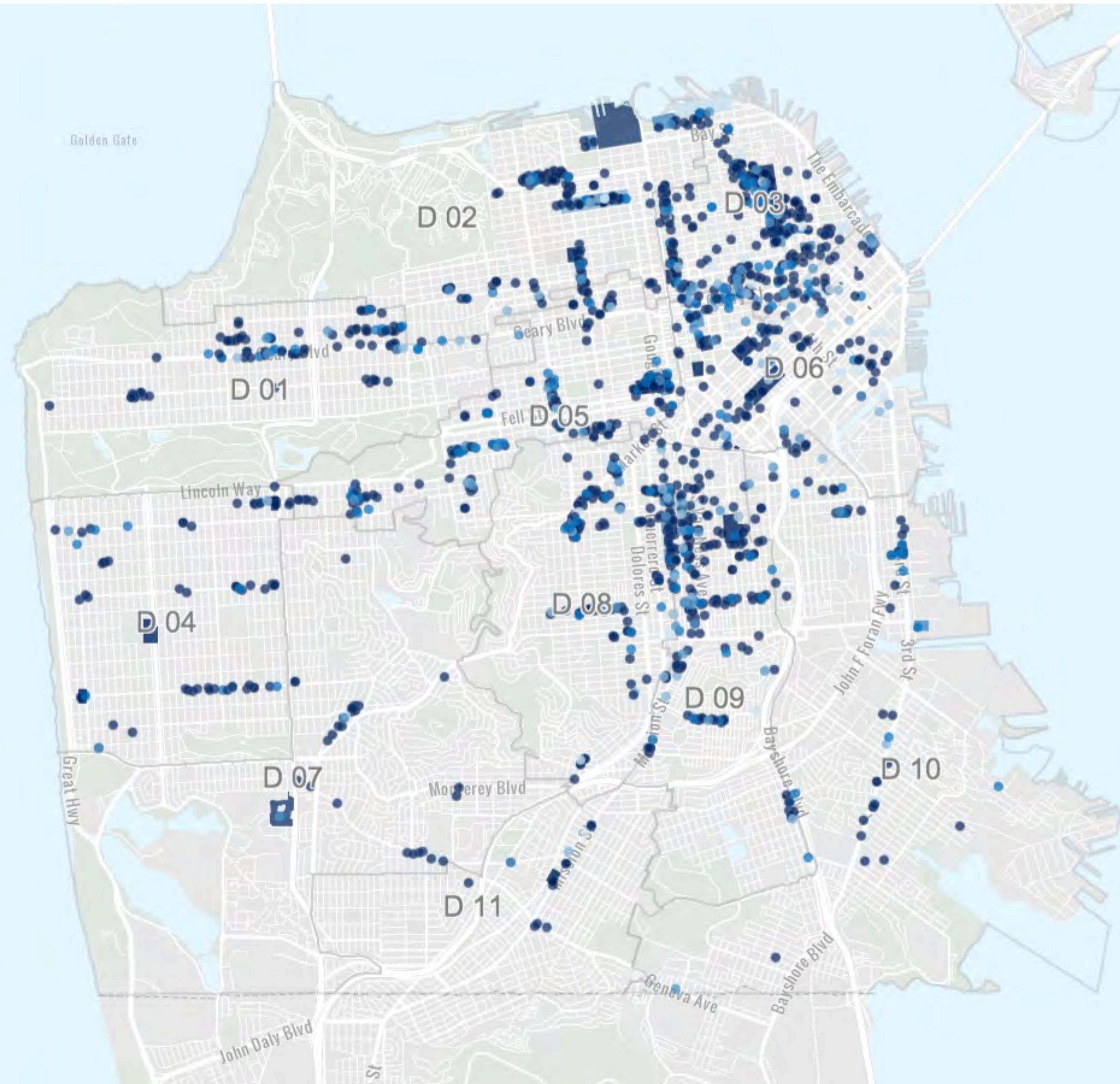


Total Applications Received

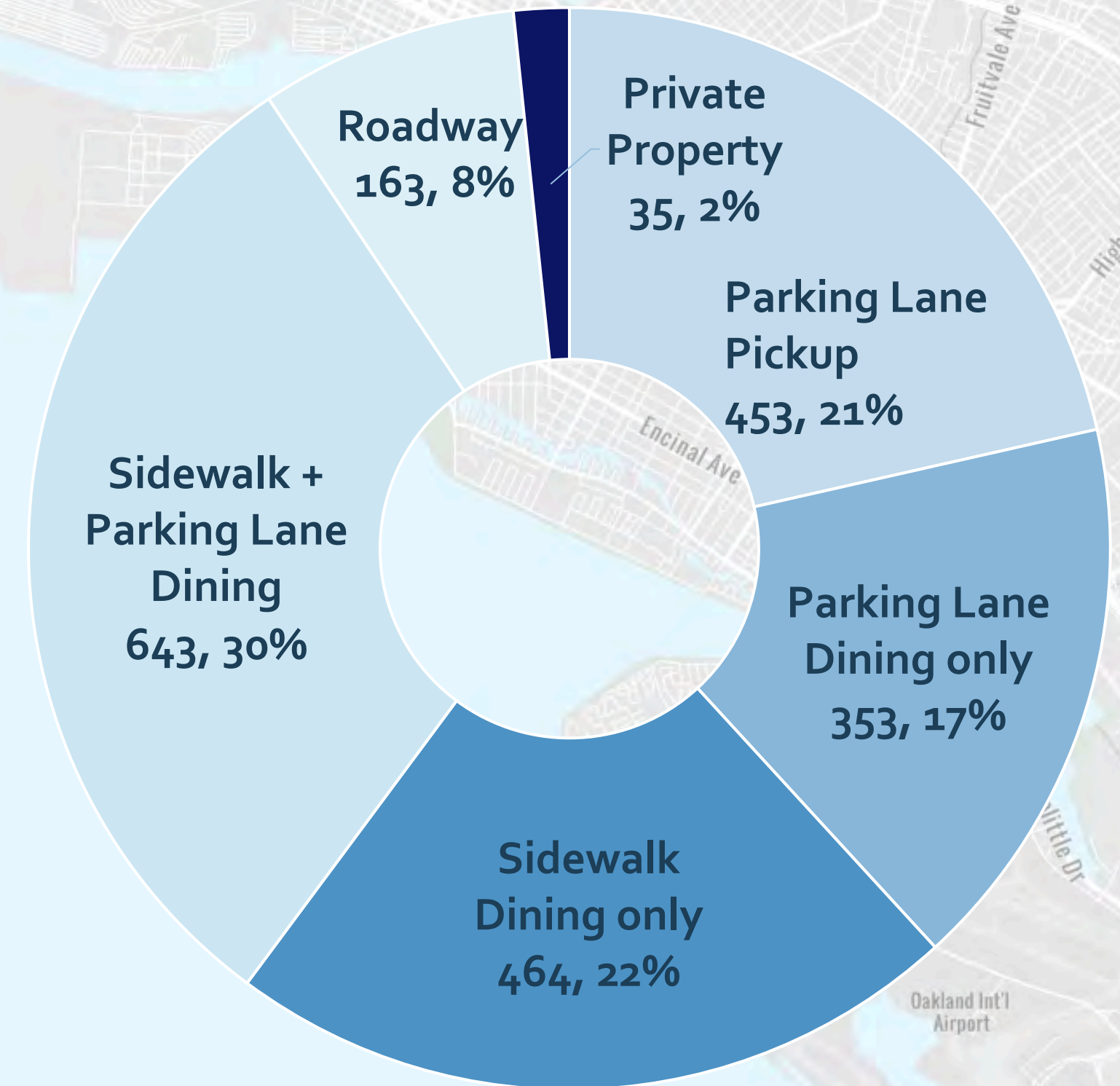


sf.gov/Shared-Spaces-Tracker

Shared Spaces Program Statistics

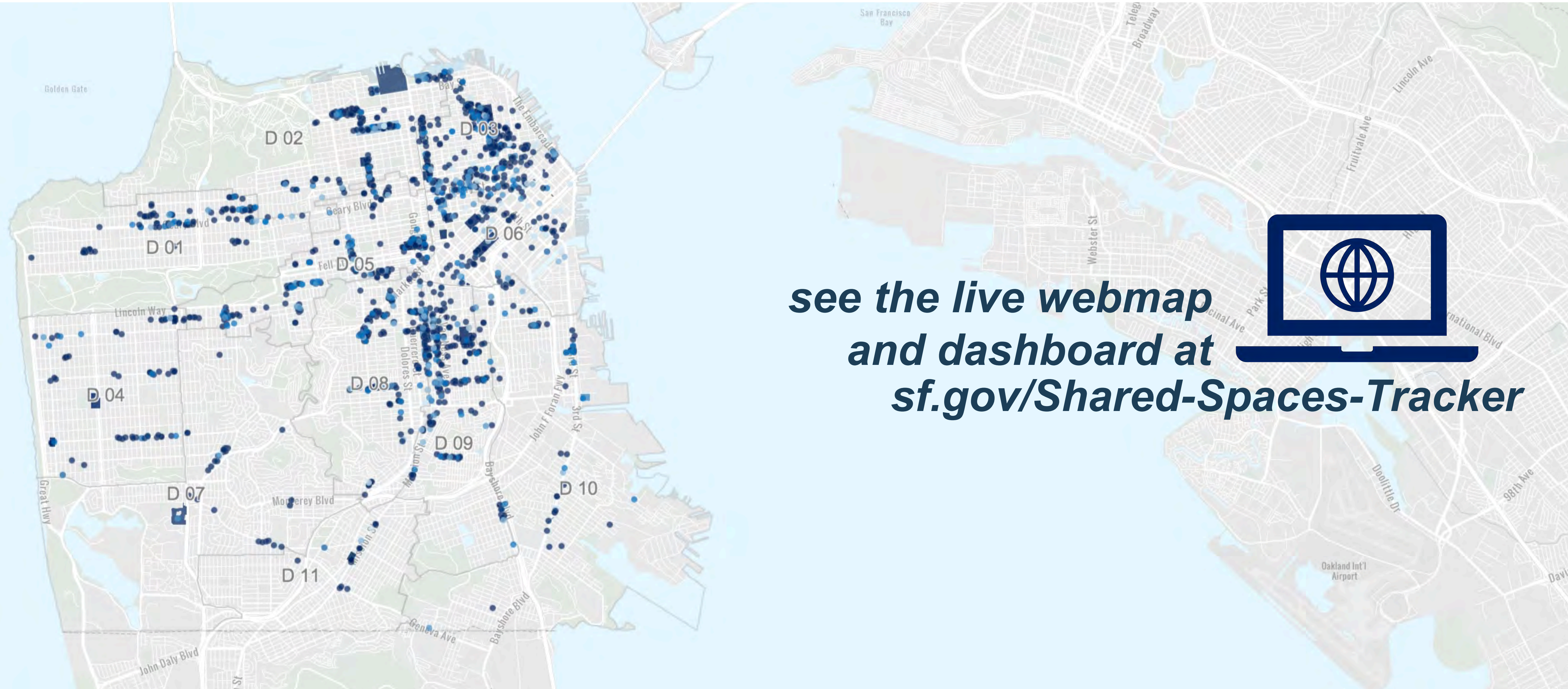


Total Applications Received



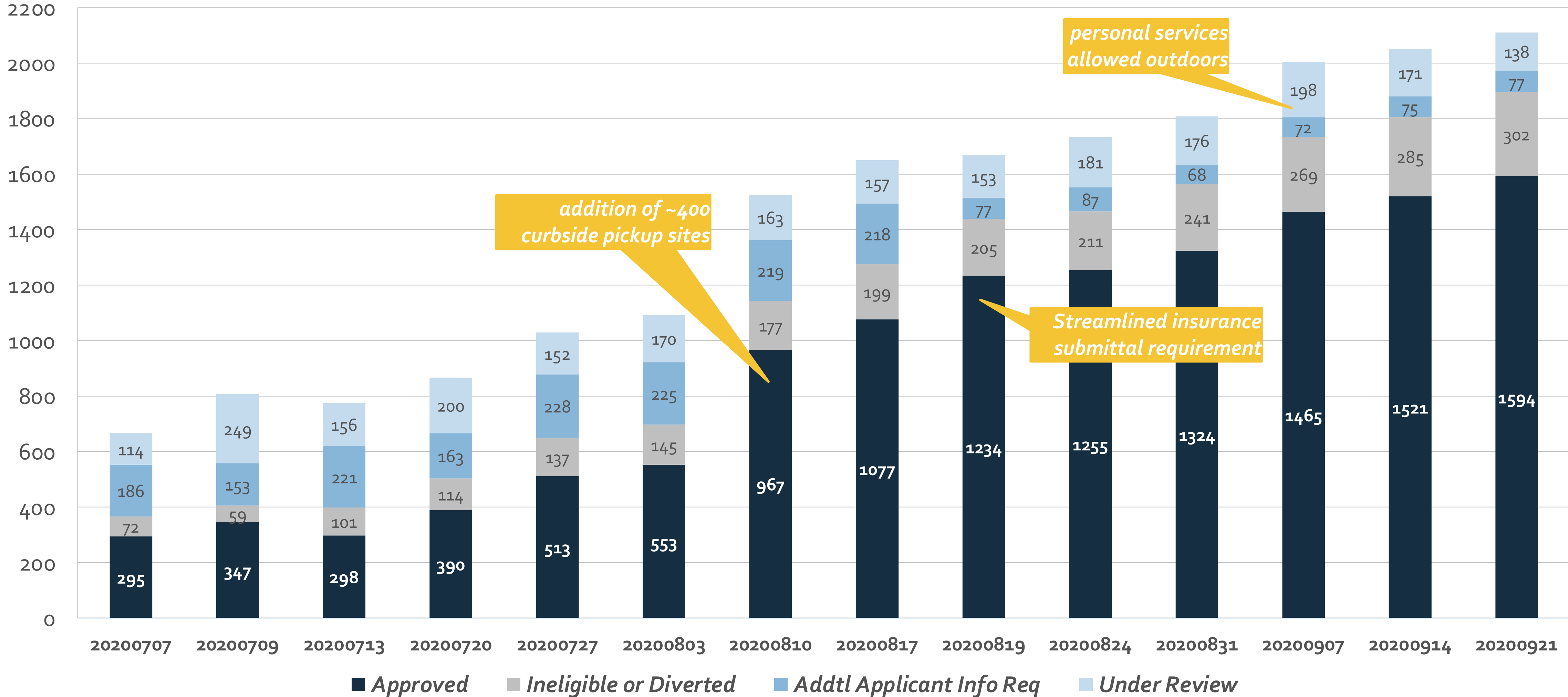
sf.gov/Shared-Spaces-Tracker

Shared Spaces Program Statistics



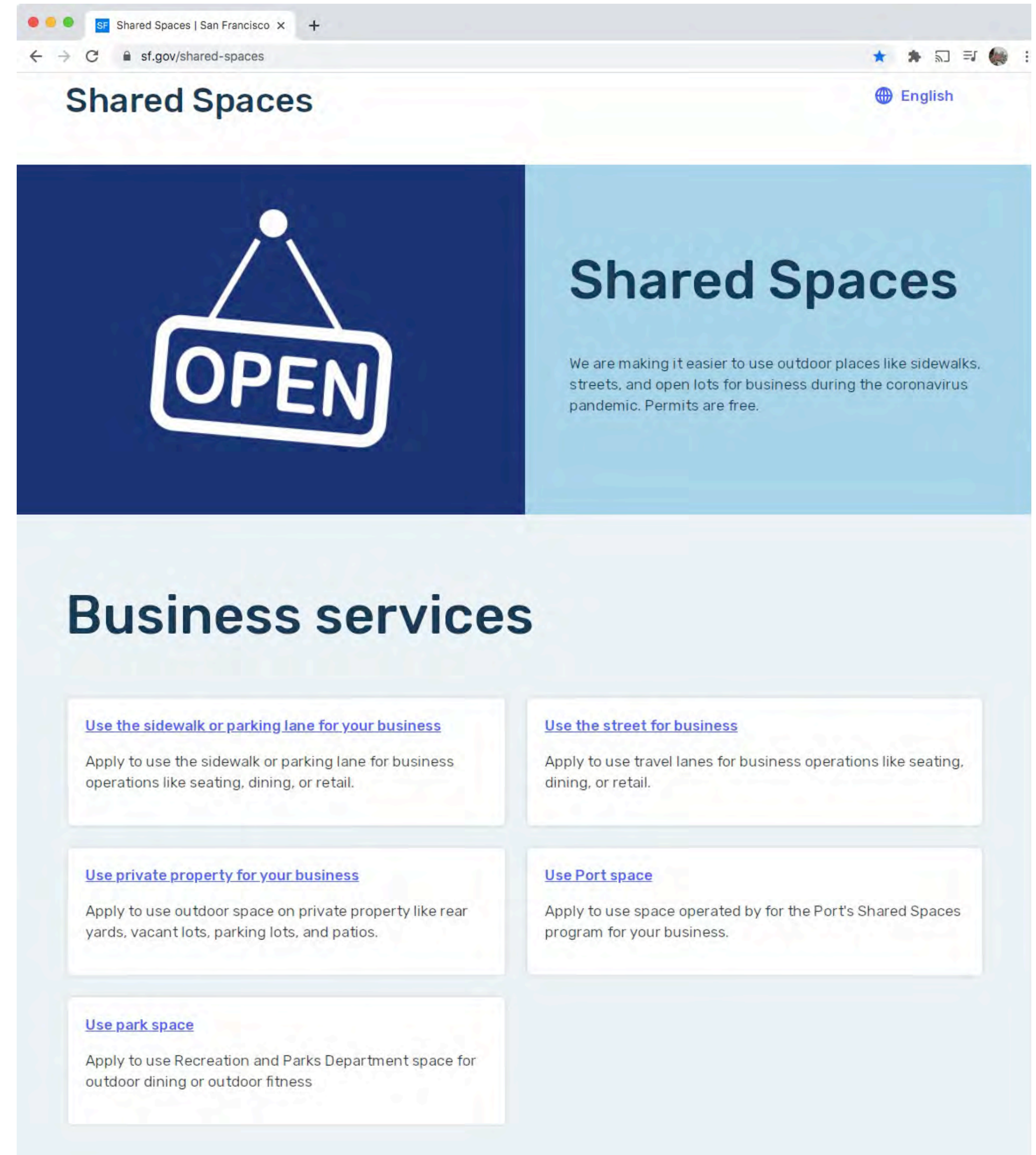
*see the live webmap
and dashboard at
sf.gov/Shared-Spaces-Tracker*

Shared Spaces Program Statistics



General Provisions

- › Permits will not have any associated fees
- › Application and program details available at sf.gov/sharedspaces
- › Permit expiration tied to end of State of Public Health Emergency



General Provisions



- › Business is expected to:
 - Identify location(s)
 - Self certify compliance with rules
 - Provide furniture and barriers
 - Operate as Good Neighbors

General Provisions

- › Insurance: \$1m in general commercial liability + workers comp
- › A business can occupy the sidewalk or the curbside lane in front of a neighboring business with written permission of that business owner



Shared Spaces

Supporting San Francisco by allowing neighborhood businesses to temporarily use the sidewalk and street space for safe economic recovery

Wear a face covering
Use un cubrebocas
佩戴口罩
Magsuot ng panakip-mukha

Stay 6 feet apart
Manténgase a 6 pies de distancia
保持六呎距離
Panatilihin ang anim na talampakang distansya sa bawat isa

Keep a clear path (6ft wide)
Mantenga un camino libre (6 pies de ancho)
保持通暢的道路 (六呎寬)
Panatilihin ang isang malinaw na landas

Streets, sidewalks, and parklets must remain publicly accessible.

Updated 7/13/2020

Để biết thêm thông tin, hãy truy cập sf.gov/SharedSpaces
Для получения дополнительной информации посетите sf.gov/SharedSpaces
قراي زب مق تام و ل عمل م ن م دي زم ل ل sf.gov/SharedSpaces

Reporting a problem?
Notify business, call 311,
or visit sf311.org

City & County of San Francisco
sf.gov/SharedSpaces

General Provisions

- › Enforcement is complaint driven.
- › Report concerns or issues to 311
- › Permits are temporary, can be modified and revoked at any time if permit holder does not comply, or if emergency situation changes



Shared Spaces

Supporting San Francisco by allowing neighborhood businesses to temporarily use the sidewalk and street space for safe economic recovery

Wear a face covering
Use un cubrebocas
佩戴口罩
Magsuot ng panakip-mukha

Stay 6 feet apart
Manténgase a 6 pies de distancia
保持六呎距離
Panatilihin ang anim na talampakang distansya sa bawat isa

Keep a clear path (6ft wide)
Mantenga un camino libre (6 pies de ancho)
保持通暢的道路 (六呎寬)
Panatilihin ang isang malinaw na landas

Streets, sidewalks, and parklets must remain publicly accessible.

Updated 7/13/2020

Để biết thêm thông tin, hãy truy cập sf.gov/SharedSpaces
Для получения дополнительной информации посетите sf.gov/SharedSpaces
قرايزب مق تام و لعم ل نم دي زم ل ل sf.gov/SharedSpaces

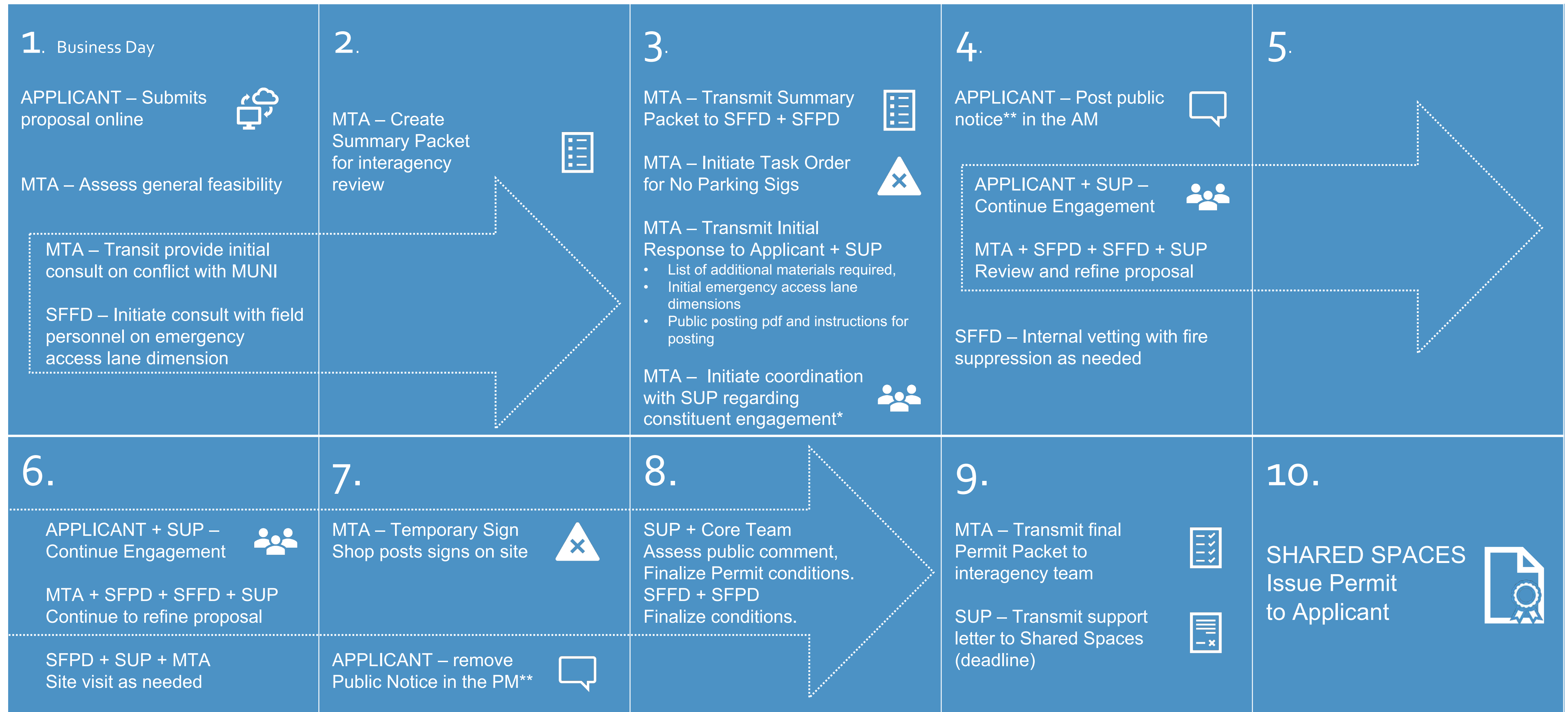
Reporting a problem?
Notify business, call 311,
or visit sf311.org

City & County of San Francisco
sf.gov/SharedSpaces

72 hours for Sidewalks, Curbside, and On-Parcel Projects



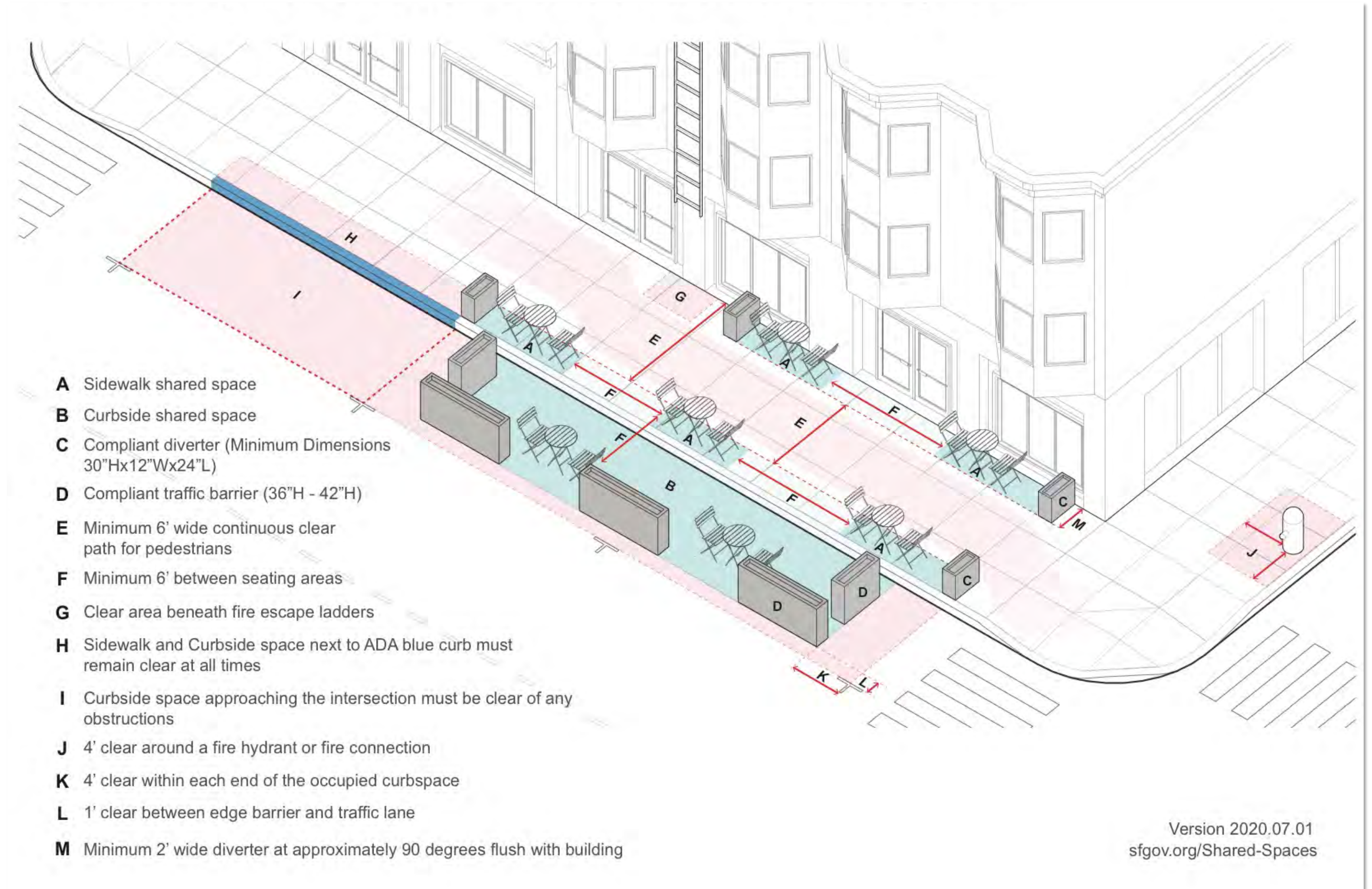
10 business days for Roadway Closure Projects



* MTA provide link to SUP where public feedback is being collated
 ** 72-hour public comment period



Sidewalks and Curbside: Site Design



Sidewalks and Curbside: Shared Spaces Platforms

Shared Spaces Platform Building a platform or deck in the parking lane

Updated 7/29/2020

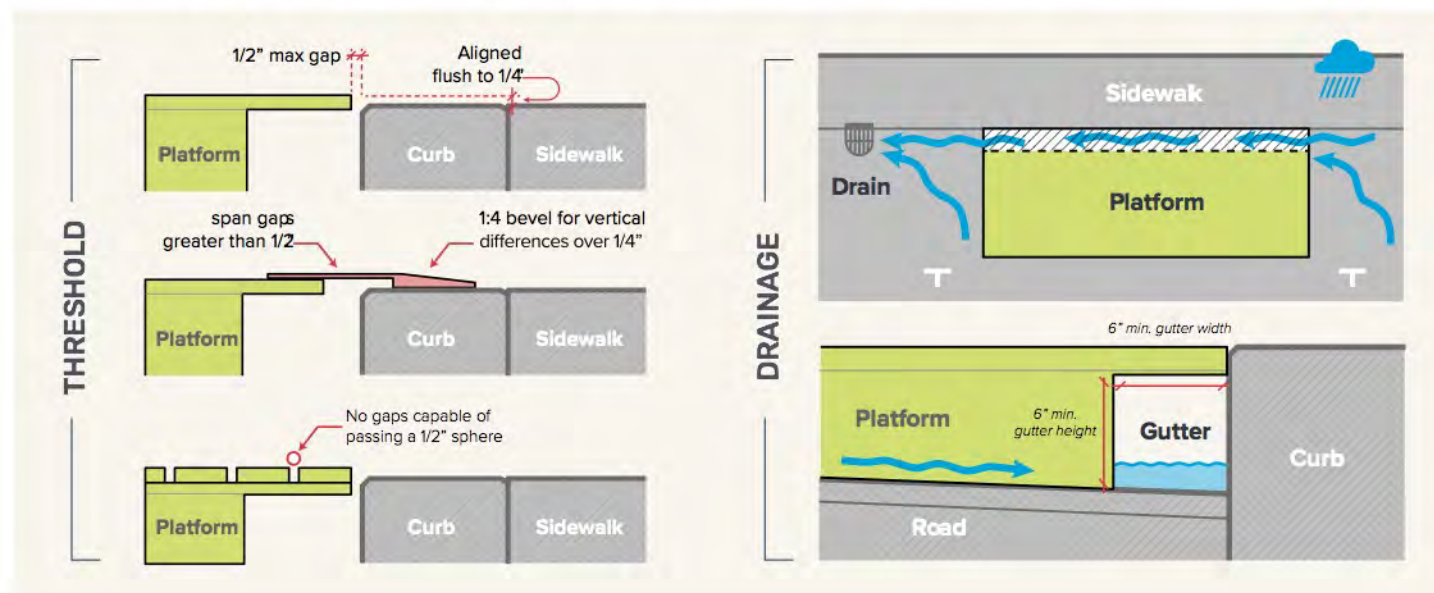
Before you build a platform, consider:

- If you can provide the same amenities to your patrons in a safe and accessible way, you don't need to build a platform
- You can invest in higher quality (sturdier and durable) traffic barriers, and amenities instead
- If you are able to sufficiently meet accessibility requirements as listed ([Make your Shared Space accessible](#)) or equivalent access at sidewalk level, you don't need to build a platform
- If you're not able to provide equivalent facilities, you can provide an [accessible ramp](#) to your parking lane Shared Space: 8.3% maximum slope (1:12), with raised side edges, ([example](#)).

Platform Design Criteria

Platform

- **Durable materials** that can withstand wear and tear of elements. It's your responsibility to maintain all platform elements in **good condition**.
- All structures on parking lane must allow for **access to public utilities** for maintenance and repairs (e.g. provide access panels, removable pavers, and etcetera)
- **Threshold:** Deck or platform must be **flush with sidewalk** and must not leave a gap greater than 1/2 inch, nor a vertical separation greater than 1/4 inch.
- Bolting into the sidewalk or pavement is highly discouraged. A restoration plan and performance bond is needed if bolting is proposed.
- **Concrete:** Pouring concrete for Shared Spaces platforms is not allowed. You may use concrete pavers on a platform structure instead.
- Surface materials must be textured or treated with a non-skid coating to **ensure a safe walking surface**. Loose particles, such as sand or loose stone, are not permitted.
- **Drainage:** Platforms should **allow for curbside drainage flow**. A 6 inch x 6 inch minimum clear gutter space must be provided along the entire length of the proposed platform.



1/5

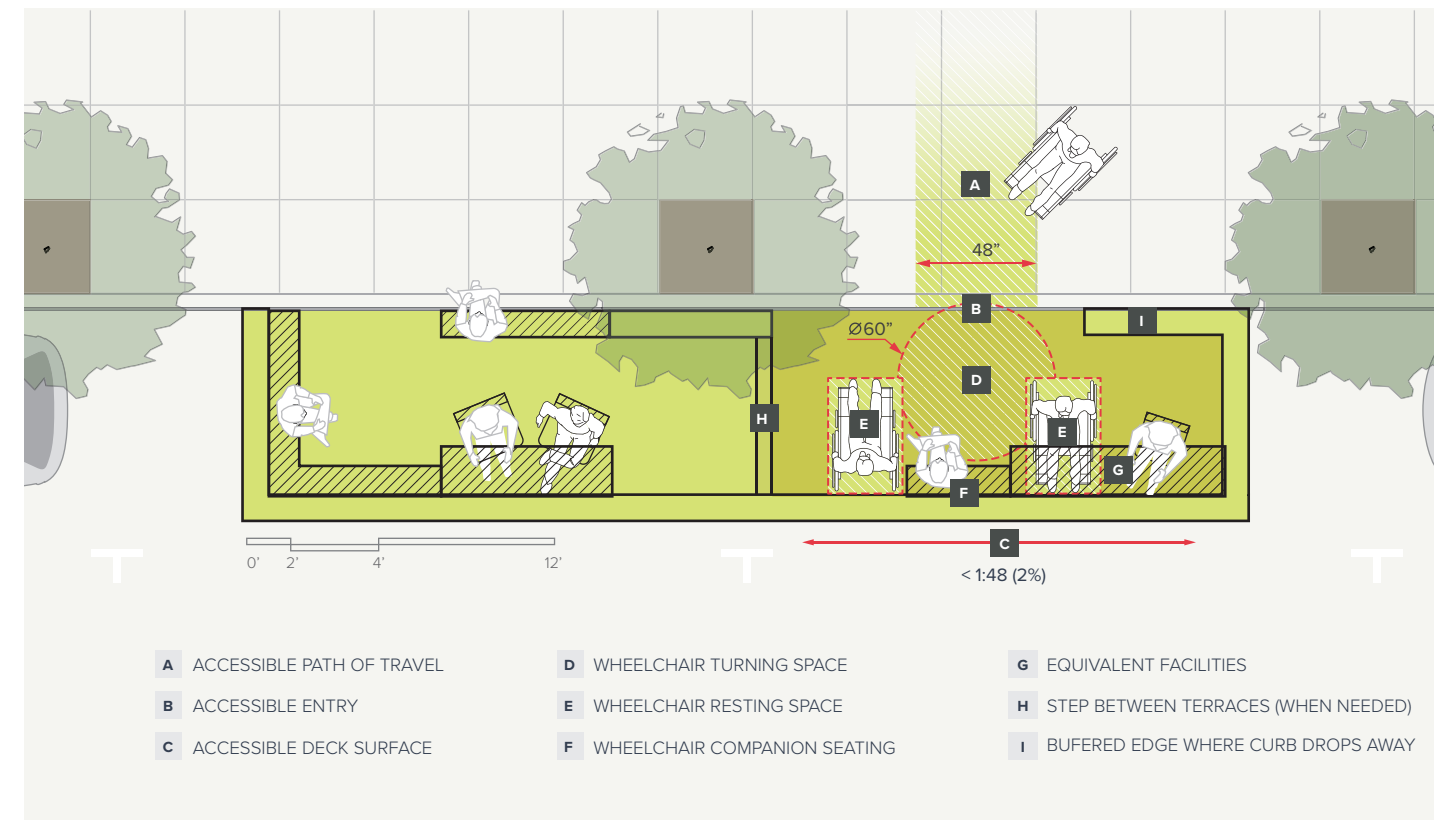
Shared Spaces Platform Building a platform or deck in the parking lane

Updated 7/29/2020

Accessibility

All accessibility elements of the proposed platform shall be designed, constructed and/or conform to the applicable provisions, rules, regulations and guidelines of the: San Francisco Building Code (SFBC) and Americans with Disabilities Act 2010 Standards accessibility requirements (ADAAG). See diagram for reference.

- **Accessible Deck Surface:** The portion of the parklet deck connected by the accessible path of travel to the wheelchair turning space and wheelchair resting space must be level. The accessible deck surface maximum cross slope (perpendicular to the sidewalk or curb) cannot exceed 1:48 (2%). The accessible deck surface maximum running slope (parallel to the curb) cannot exceed 1:48 (2%)
- **Accessible entry:** minimum 48 inches wide
- **Accessible path of travel:** It must connect the sidewalk to the accessible entry, deck surface, wheelchair turning space and wheelchair resting space
- **Wheelchair turning space:** Shall be 60 inches in diameter and located entirely within the platform; a 12-inch maximum overlap on the curb and sidewalk is acceptable.
- **Wheelchair landing:** A 30- by 48-inch clear floor area. It's permitted to overlap with the Wheelchair Turning Space by 24 inches maximum in any orientation



2/5

Shared Spaces Platform Building a platform or deck in the parking lane

Updated 7/29/2020

Enclosure

If you're building a platform, you will need to integrate an enclosure to act as a traffic barrier that complies with the following requirements:

- **Stable and sturdy** enough not to fall over or be pushed over (must withstand 250 lbs of force)
- **Height:** Enclosure should range between 36 inches and 42 inches tall for the long edge (parallel to parking lane), and 17 inches minimum for side buffer (perpendicular to parking lane). If you wish to install wind barriers taller than 42 inches, you will have to use transparent materials like Acrylite, Plexiglass, plastic films, etcetera.
- **Visibility:** The enclosure should not block the view of conflicting movements of traffic, including pedestrian traffic, nor block the view of traffic control devices such as traffic signs, traffic signals, and other traffic warning devices. It should not obstruct motorists' visibility of at least two traffic signals from 200 feet away (about half a block) from a signalized intersection.
- If the platform spans more than one parking space (20 feet), you will need to provide a 3-foot gap in the enclosure for **emergency access**

Furniture

- Follow same guidance for Shared Spaces seating or dining
- [Follow physical distancing protocols](#)

Enclosure example

Maintain visual connection with the sidewalk while providing a safe enclosure



Image for reference only. (Image by Shared Spaces)

Do not block visibility

If you want to use partitions higher than 42 inches, use see-through, transparent materials.



Image for reference only. Not a Shared Space. (Image by Zeitgeist)


3/5

Shared Spaces Sustainability Strategy: Action Areas

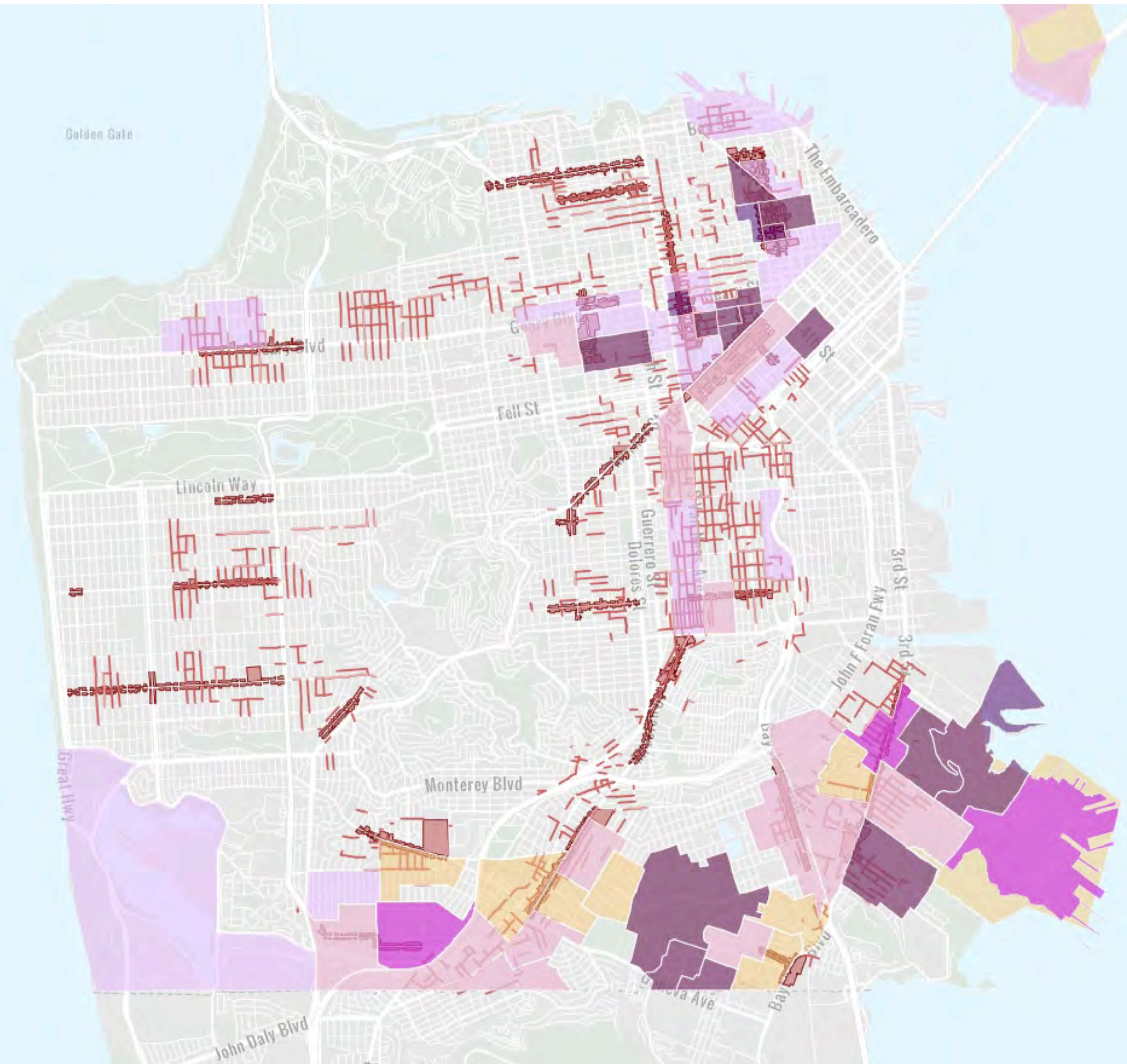
	Increase Staff Capacity	Increase NGO Capacity	Streamline Procedural	Ease Regulatory	Material Resources
Minimize barriers to widespread participation	X	X	X	X	X
Shorten overall Application-to-Installation timeline	X	X	X	X	X
Broad Compliance with Safety and Health Directives		X		X	X
Accurate and immediate tracking and reporting	X				

Shared Spaces Equity Strategy

- › SF Planning, SFMTA, & OWED have established an **Equity Framework** for encouraging broader participation and directing limited resources to most distressed and underserved communities

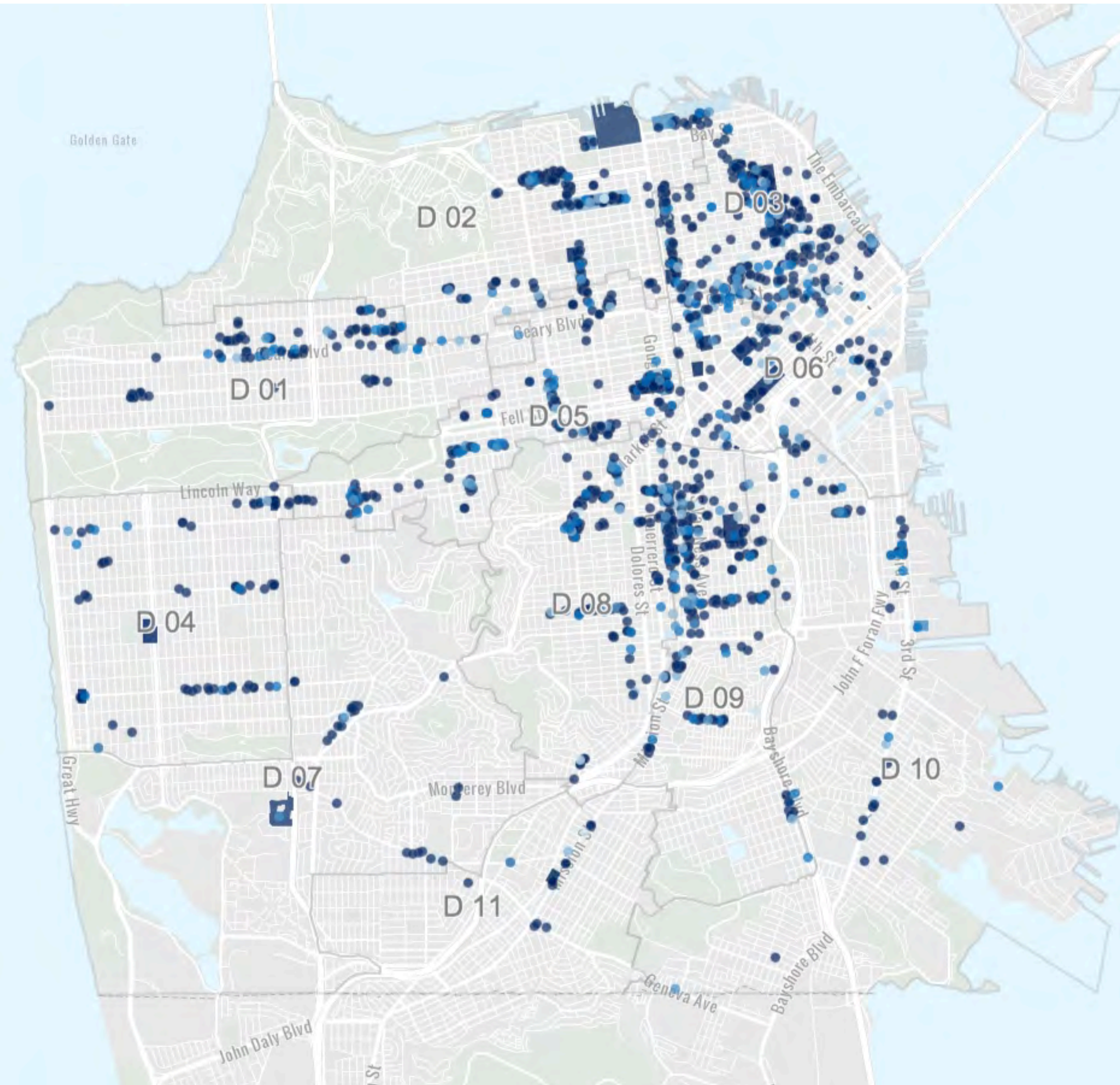


Shared Spaces Program Equity Strategy



- Invest in Neighborhoods areas
- Cultural Districts
- MTC 'Communities of Concern'
- SF RPD 'Equity Zones'
- Youth, Seniors, Vulnerable Populations
- Complements Environmental, Economic & Racial Justice Initiatives

Shared Spaces Equity Strategy: Projects



- | | | |
|--------------|---|-----------------------|
| Active | › | Upcoming |
| ○ Bayview | | ○ Mission |
| ○ SOMA | | ○ Excelsior |
| ○ Chinatown | › | Partners |
| ○ Tenderloin | | ○ Livable City |
| ○ Castro | | ○ Bicycle Coalition |
| ○ Sunset | | ○ <i>many others!</i> |

Shared Spaces Equity Strategy: Next Steps

- › Multilingual outreach to reach ESL and immigrant-owned business communities
- › Technical Assistance Grants
- › Materials Grants
- › Impact Surveys and Reporting
 - Who is participating? Who is served?
 - What have the impacts been?

Shared Spaces Equity Strategy: Next Steps

› Impact Surveys and Reporting

- Demographics Participating and Served: .e.g. Minority, Immigrant, ESL, Black-Owned
- Ability to remain open
- Revenues compared to average for the season / time of year
- Number and Percentage of staff recalled

Shared Spaces Leadership Team



MARIA DE ALVA
MARKETING



PHILLIP PIERCE
COMMUNICATIONS



ROBIN ABAD OCUBILLO
PROGRAM MANAGER



MONICA MUNOWITCH
DEPUTY PROGRAM MGR.



MARI HUNTER
CURBSIDE PROJECTS



NICOLE LINDLER
POLICY



OSCAR HERNANDEZ-GOMES
DATA & ANALYTICS



KAITLYN AZEVEDO
CERT



BEKAH OTTO
BUSINESS SERVICES



BRIDGET HICKS
ON-PARCEL PROJECTS



NICK CHAPMAN
ROADWAY CLOSURE PROJECTS



GREGORY SLOCUM
SIDEWALK PROJECTS

Thank you!

Questions?

Robin Abad Ocubillo
Program Manager

twitter.com/SharedSpacesSF
[instagram.com/SharedSpacesSF](https://www.instagram.com/SharedSpacesSF)
[facebook.com/SharedSpacesSF/](https://www.facebook.com/SharedSpacesSF/)
sf.gov/Shared-Spaces
SharedSpaces@sfgov.org