

Regular Meeting
of the
Building Inspection Commission
January 15, 2025
Agenda Item 5d

	July	August	September	October	November	December
BID						
Building Inspections Performed	5,315	5454	5,110	5,739	4,420	4,923
Complaints Received	343	367	334	503	359	309
Complaint Response within 24-72 hours	340	365	328	495	355	304
Complaints with 1st Notice of Violation sent	70	81	84	69	62	68
Complaints Received and Abated without NOV	158	185	171	266	217	161
Abated Complaints with Notice of Violations	34	58	49	53	36	50
Final Warning Letter Referred to Code Enforcement	20	46	49	35	50	25
HIS						
Housing Inspections Performed	790	866	727	786	702	726
Complaints Received	396	438	428	443	392	421
Complaint Response within 24-72 hours	336	387	374	397	342	370
Complaints with Notice of Violations issued	139	127	118	115	122	163
Abated Complaints with NOV's	387	563	410	436	266	381
# of Cases Sent to Director's Hearing	18	44	36	39	22	28
Routine Inspections	69	93	62	54	59	57
CES						
# of Cases Sent to Director's Hearing	36	65	84	84	102	63
# of Order of Abatelements Issued	9	13	19	10	19	14
# of Cases Under Advisement	0	0	0	0	0	6
# of Cases Abated	61	62	31	44	67	52
Code Enforcement Inspections Peformed	404	695	579	728	485	640
# of Cases Referred to BIC-LC	4	0	3	0	3	3
# of Cases Referred to City Attorney	4	0	0	0	3	3

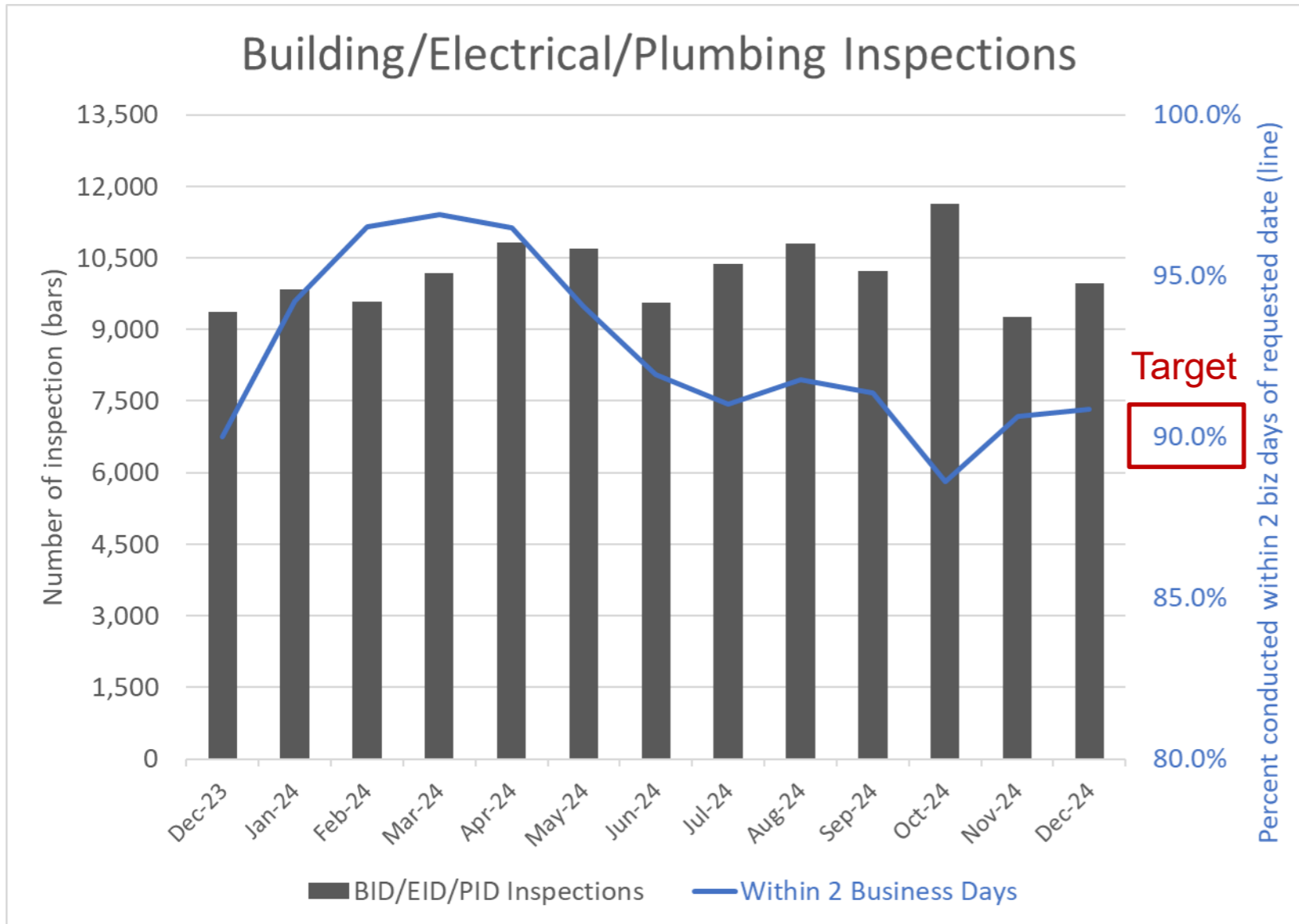
24th 1/4 4th 1/4 4th 1/4 1st 1/4 1st 1/4 1st 1/4

CODE ENFORCEMENT OUTREACH PROGRAMS						
Total people reached out to	45,619	45,619	45,619	47,193	47,193	47,193
Counseling cases	264	264	264	277	277	277
Community Program Participants	6,118	6,118	6,118	7,172	7,172	7,172
Cases Resolved	156	156	156	201	201	201

Inspection Services Update

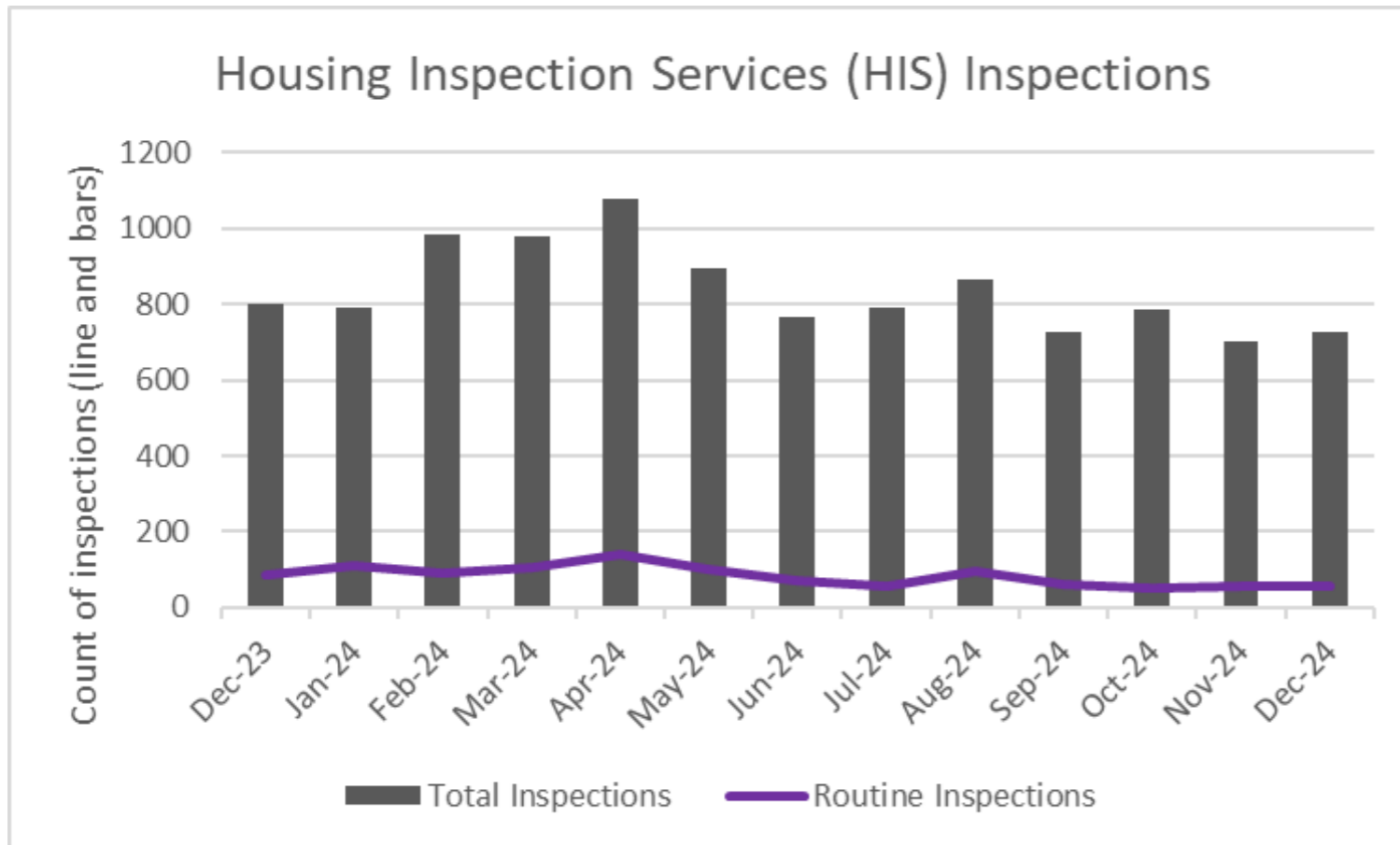
Building Inspection Commission, January 15, 2025

Building/Electrical/Plumbing Inspection Statistics – December 2024



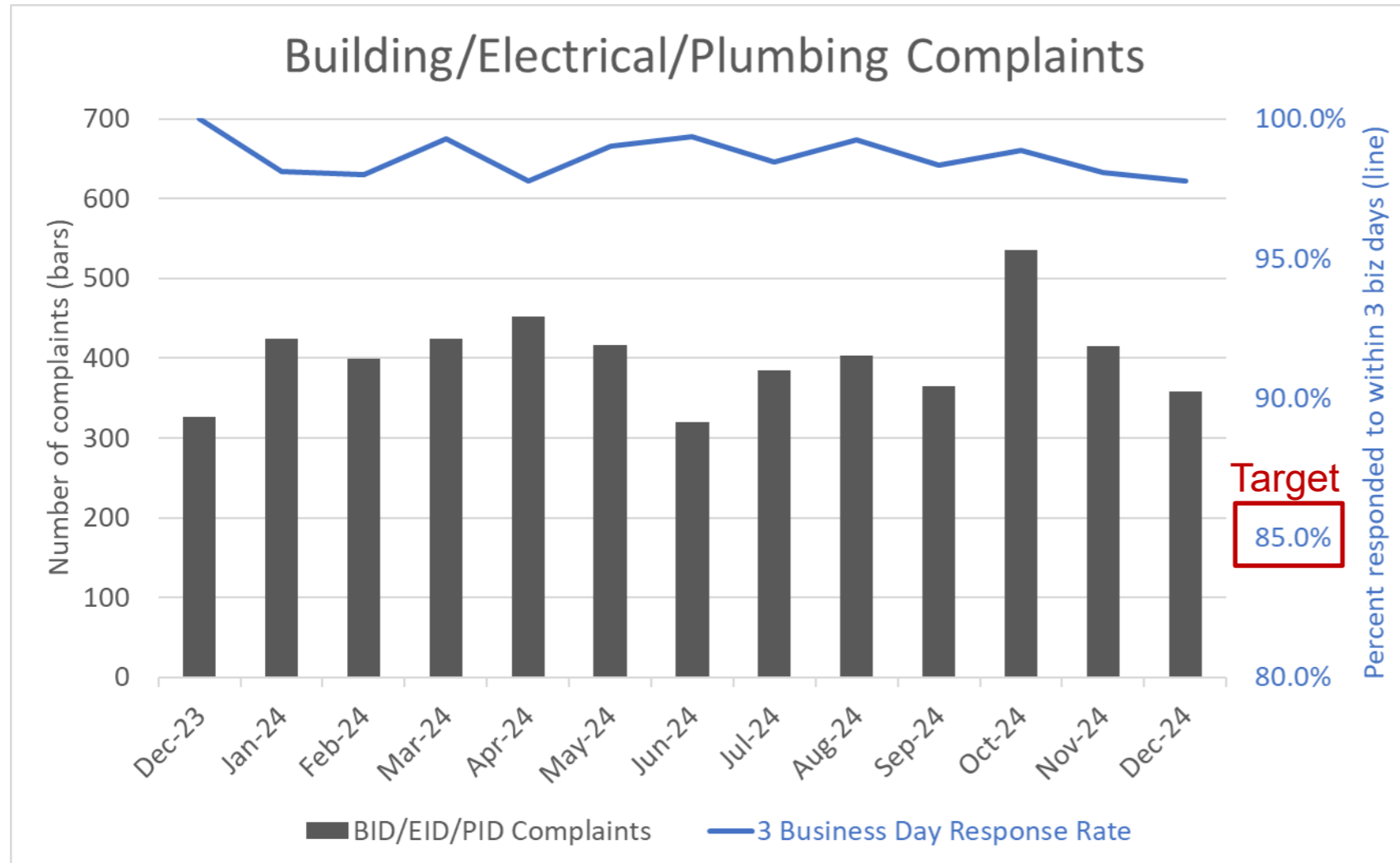
The Building, Electrical, and Plumbing Inspection Divisions completed **9,971** inspections in December, with **91%** of them conducted within 2 business days of the requested date.

Housing Inspection Statistics – December 2024



Housing Inspection Services completed **726** inspections in December, with **56** of them being routine inspections of multi-family housing.

Building/Electrical/Plumbing Complaint Statistics – December 2024

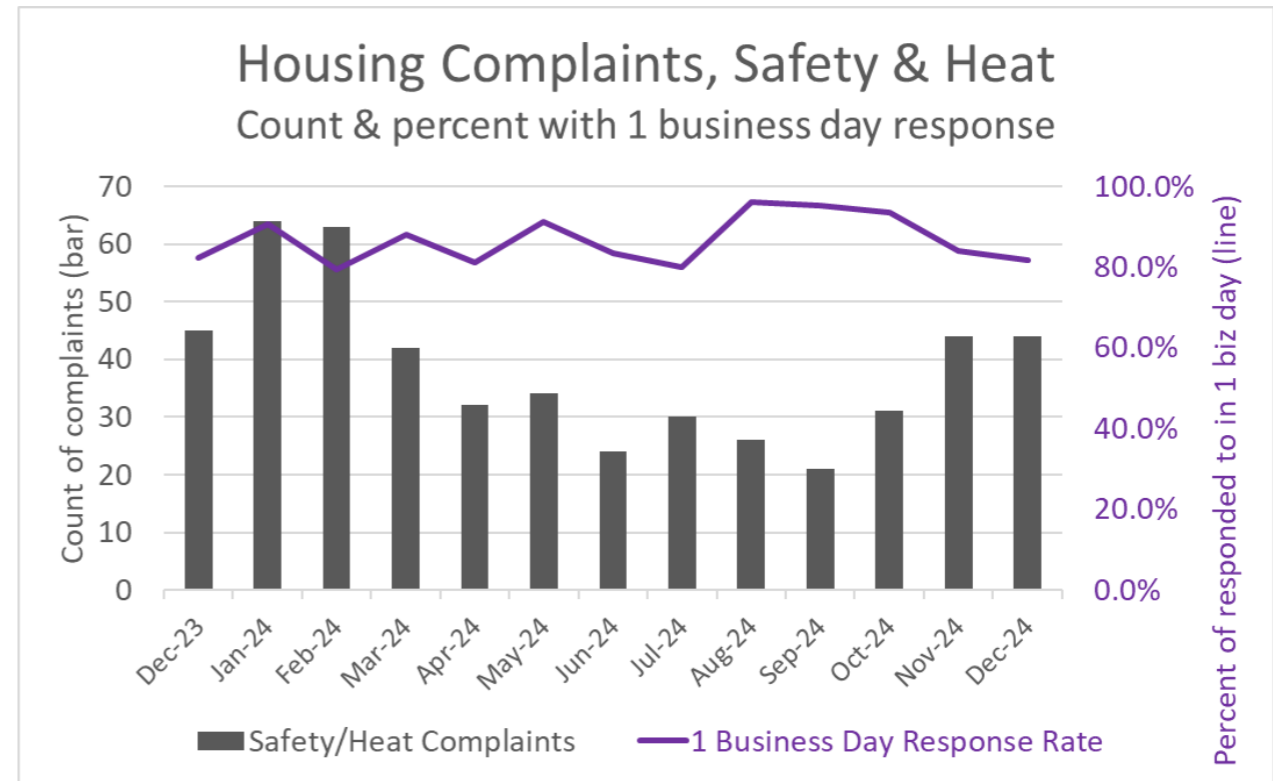
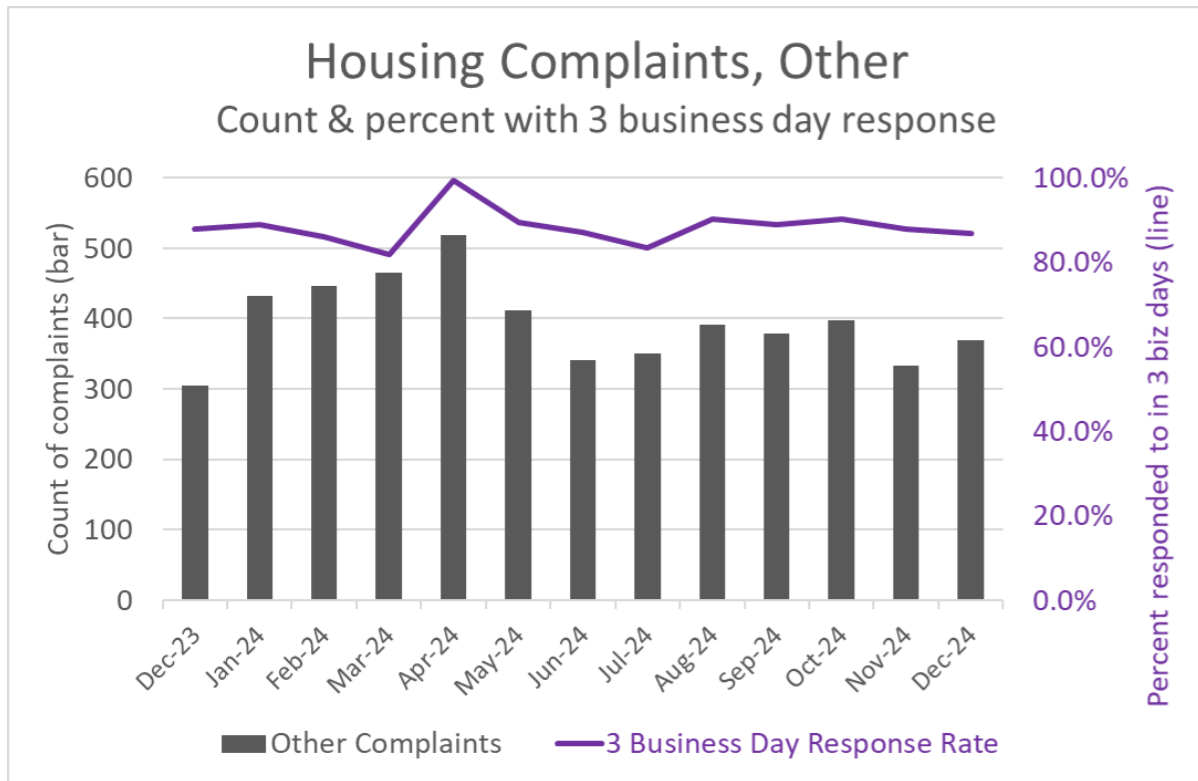


- The Building, Electrical, and Plumbing Inspection Divisions received **358** complaints in December and responded to **98%** of them within 3 business days.

Code Enforcement Division

- Cases sent to Director's Hearing: **63**

Housing Complaint Statistics – December 2024



- Housing Inspection Services received **370** other complaints and responded to **87%** of them within 3 business days.

- Housing Inspection Services sent **28** cases to Director’s Hearing and abated **381** cases with an NOV.

- Housing Inspection Services received **44** safety/heat complaints and responded to **82%** of them within 1 business day.



THANK YOU