

Safe Streets for All

2024 3rd Quarter Update



Safety with Respect



CITY & COUNTY OF SAN FRANCISCO

Police Department
Traffic Division

November 2024



Committed to Support
San Francisco Vision Zero

**SAN FRANCISCO
POLICE DEPARTMENT**

Traffic Safety Trainings and Educations

FREE MOTORCYCLE SAFETY SKILLS Summer 2024

PRACTICE TECHNIQUES WITH SFPD MOTORCYCLE OFFICERS:

- CRASH AVOIDANCE DRILLS
- EMERGENCY MANEUVERS
- GOING SLOW WITH CONTROL
- PROPER BRAKING
- TURNING TECHNIQUES
- URBAN RIDING DRILLS

Dates:
Saturday 5/25 - 10am to 2pm Sunday 5/26 - 10am to 2pm
Saturday 6/22 - 10am to 2pm Sunday 7/21 - 10am to 2pm
Sunday 8/18 - 10am to 2pm Class size limited to 15 students.

Register at: <https://forms.office.com/g/wxB46dyzhU?origin=iprLink>

REQUIRED:

- M1 ENDORSEMENT,
- PROPER GEAR,
- YOUR OWN REGISTERED & INSURED MOTORCYCLE

2024 SFPD/Office of Traffic Safety Motorcycle Safety Clinics



Funding for this program was provided by a grant from the California Office of Traffic Safety, through the National Highway Traffic Safety Administration.

SFPDTrafficSafety @SFTrafficSafety · Aug 6

No one wants to get a ticket for a traffic violation. However, even more importantly, no one wants to get smashed by a vehicle running a red light. Please don't race the yellow.




San Francisco Police @SFPD · Aug 31

DRIVE SOBER OR GET PULLED OVER!

Celebrate this #LaborDayWeekend with friends and family, not law enforcement. Do your part to keep our roadways safe for everyone, and drive responsibly.

Remember, DUI doesn't just mean booze, meds can impair too. Drive high, get a DUI. 🚔



SFPD Chief Scott reposted

San Francisco Police @SFPD · Aug 22

August is Traffic Safety Awareness Month. When you're behind the wheel, your only job is to drive. Do your part to keep our streets safe for everyone, and keep your attention where it belongs - on the road. #JustDrive #ArriveAlive



THAT WILL COST YOU.

San Francisco takes **distracted driving** seriously.



Traffic Safety Enforcement and Strategy

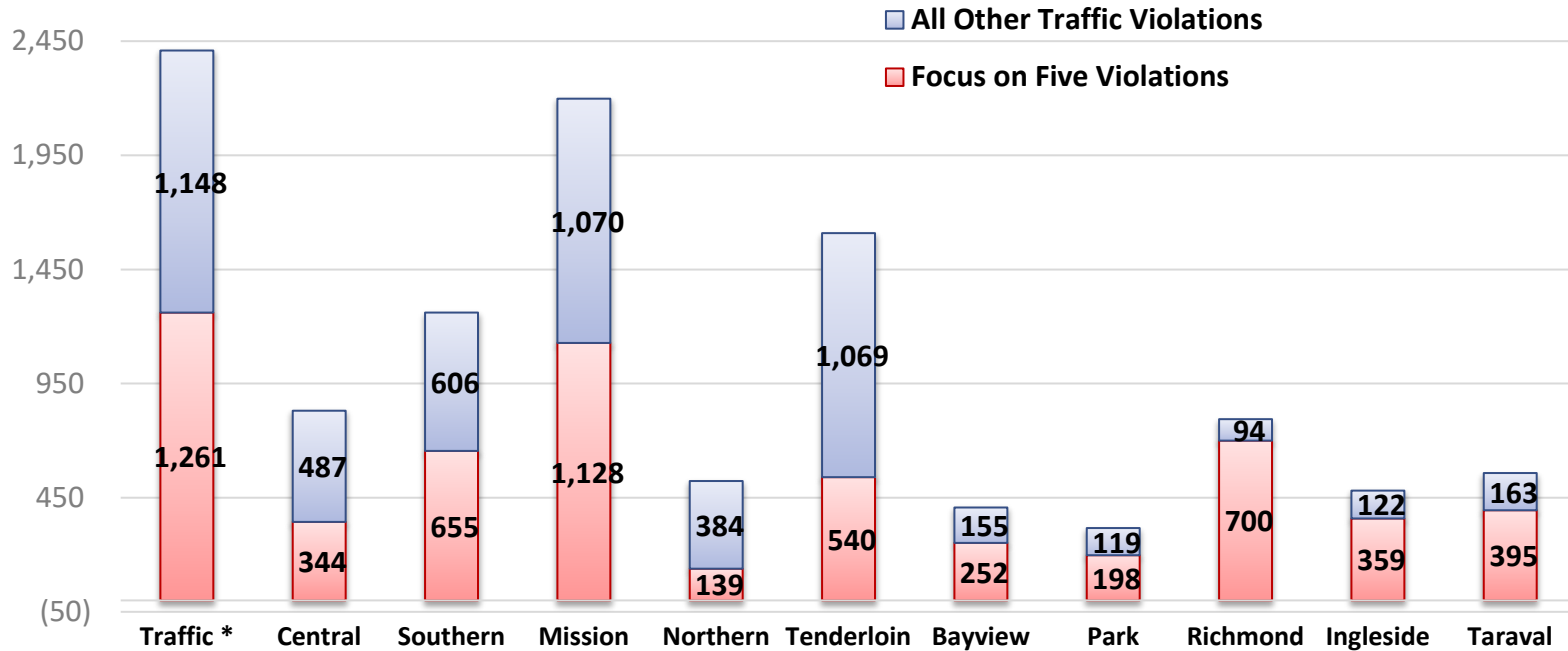


San Francisco police Lt. Jonathan Ozol attempts to navigate a cross walk on Alemany Boulevard in San Francisco, Calif. on Monday, Sept. 16, 2024, as part of an exercise in which police attempt to catch drivers who fail to yield to pedestrians entering crosswalks.

Alec Regimbal - SFGATE

Dept. Wide Traffic Violations & Focus on the Five Violations

1/1/2024 – 9/30/2024

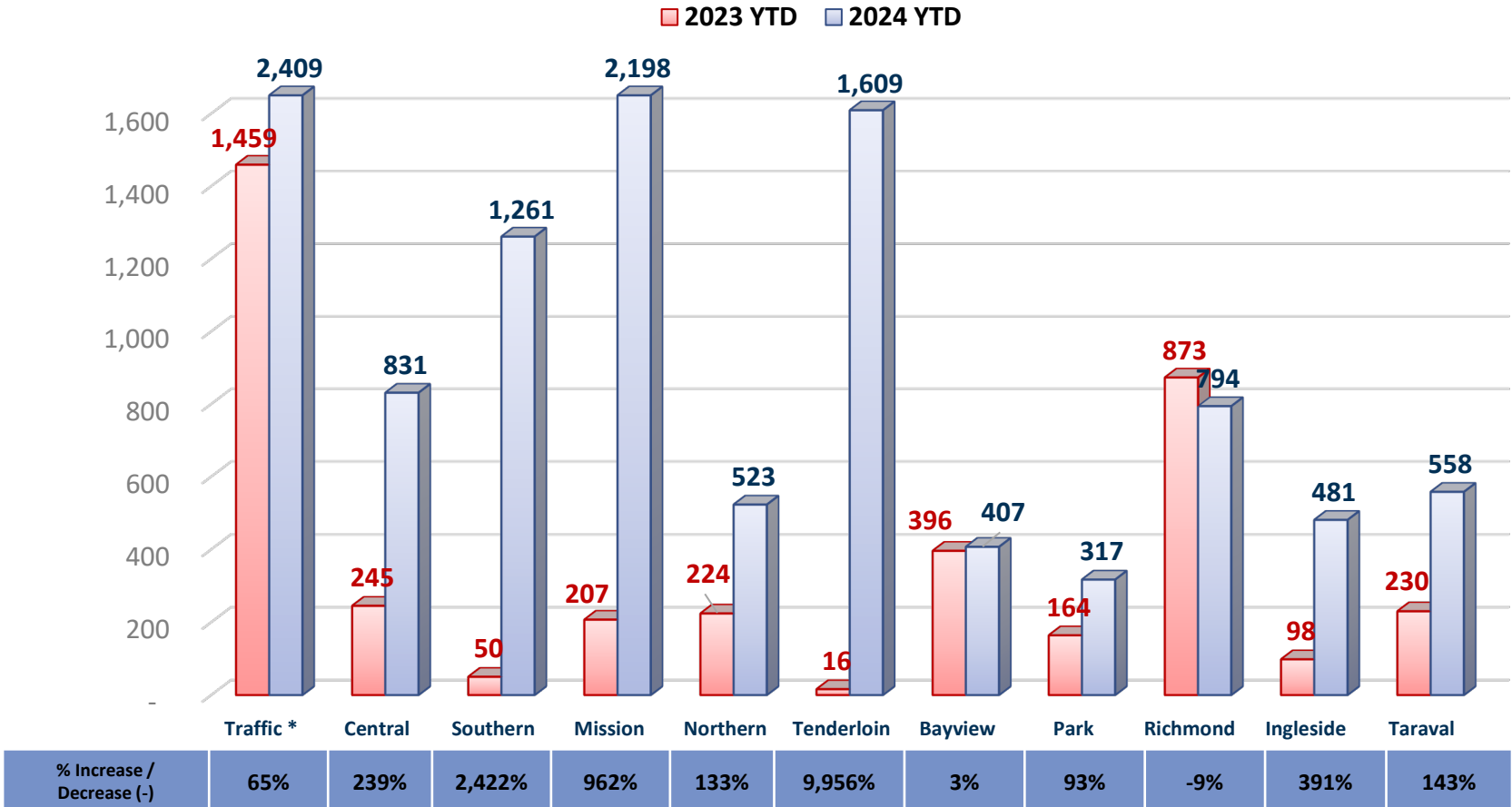


Total Violation Issued	2,409	831	1,261	2,198	523	1,609	407	317	794	481	558
Focus on Five %	52%	41%	52%	51%	27%	34%	62%	62%	88%	75%	71%

Dept. Wide Traffic Violations Issuance Totals: 11,388
 Focus on Five Violations Issuance Totals: 5,971 (52%)
 Non-traffic Violations Issuance Totals: 1,420

* The Traffic Company / Solos

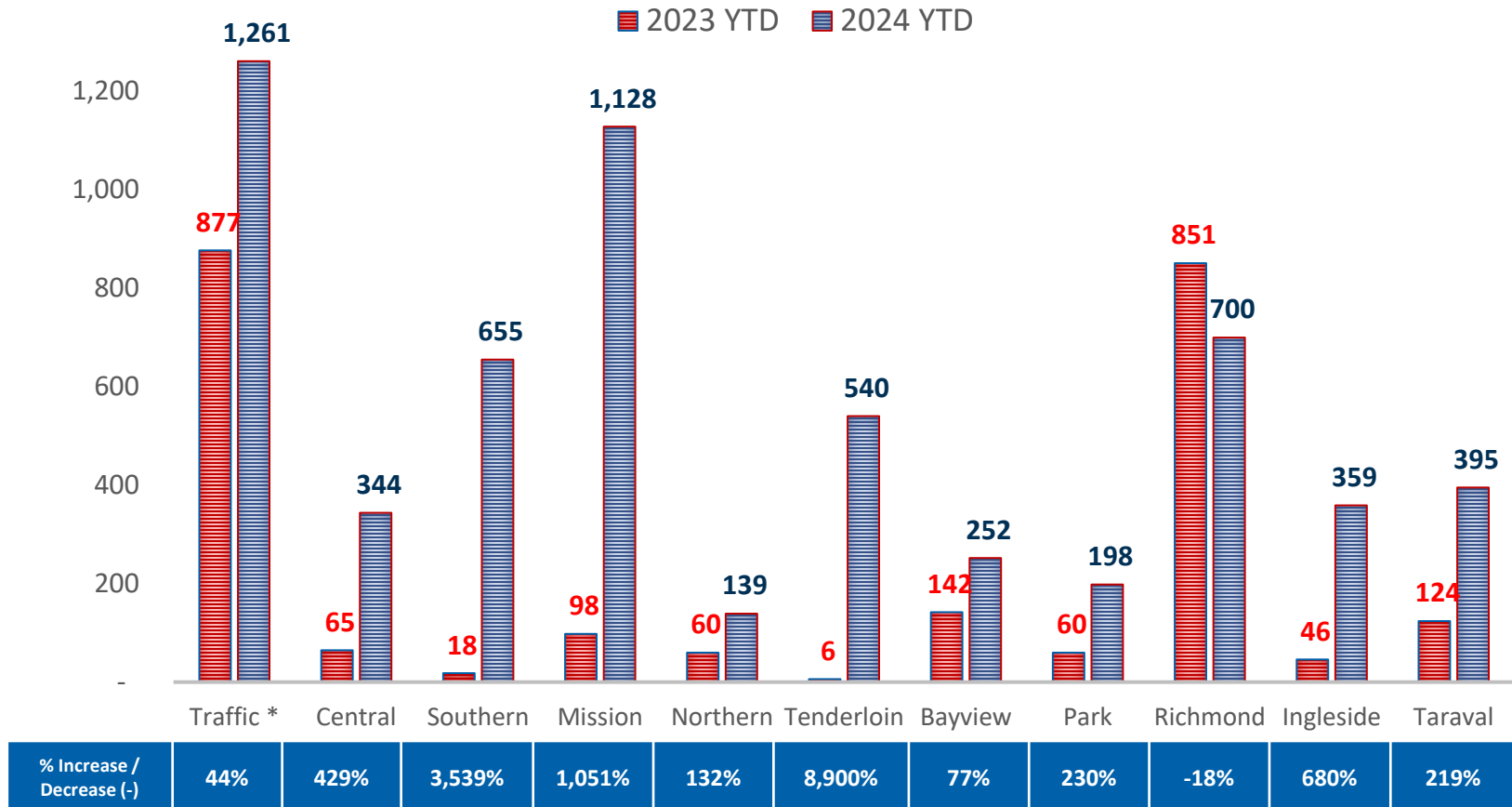
Dept. Wide Total Traffic Violations Issuance 2023 (Q1~Q3) vs 2024 (Q1~Q3)



2023 (Q1 ~ Q3) Dept. Wide Totals: 3,962
2024 (Q1 ~ Q3) Dept. Wide Totals: 11,388
Overall Dept. Wide Increase: 187%

* The Traffic Company / Solos

Focus on the Five Violations 2023 (Q1~Q3) vs 2024 (Q1~Q3)

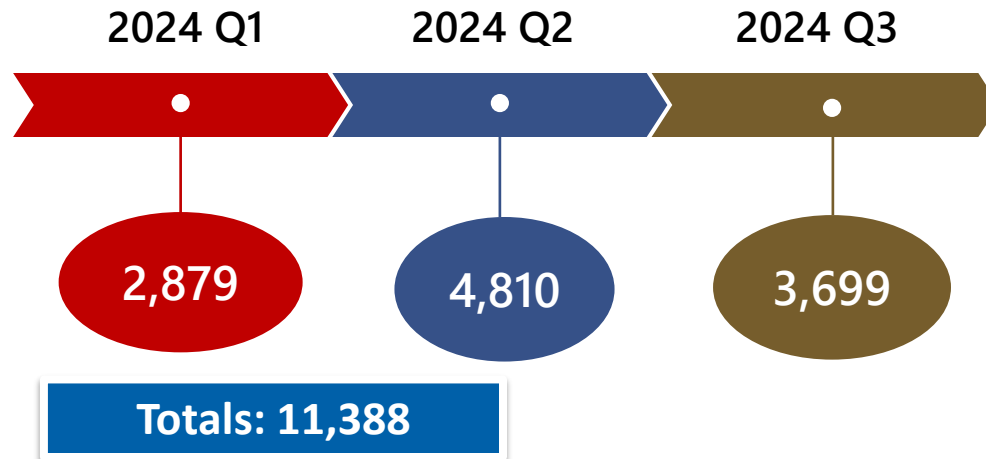


2023 (Q1 ~ Q3) Focus on Five Totals: 2,347
2024 (Q1 ~ Q3) Focus on Five Totals: 5,971
Overall Dept. Wide Increase: 154%

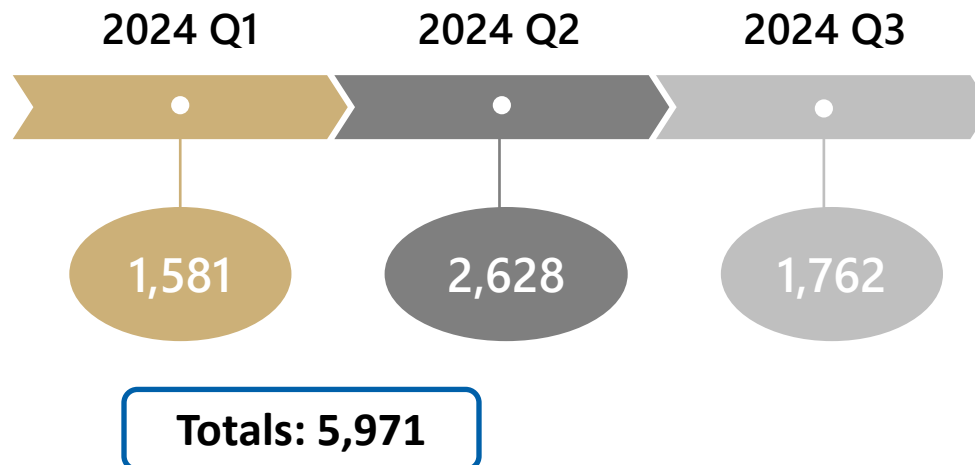
* The Traffic Company / Solos

Dept. Wide Traffic Violations & Focus on the Five Violations 1/1/2024 – 9/30/2024

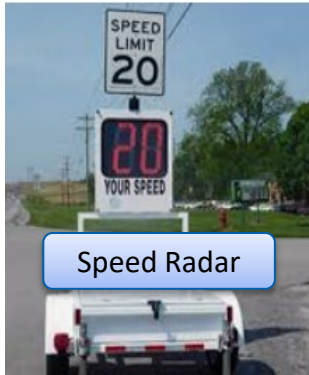
**Department Wide
Total Traffic Violation
Issuance by Quarter**



**Department Wide
Focus on the Five
Traffic Violation
Issuance by Quarter**



Vision Zero Partnerships and Programs



Speed Radar



School Safety Program



SFMTA Quick Build Program

Traffic Safety Awareness and Promotion

SFPDTrafficSafety @SFTrafficSafety · Aug 2

Why speed matters. Watch your speed, because it could save someone's life.

The Importance of Lower Speeds

● If hit by a person driving at: ● Person Survives the Collision ● Results in a Fatality

Speed	Survives Collision	Results in a Fatality
20 MPH	90%	10%
30 MPH	60%	40%
40 MPH	20%	80%

SFPDTrafficSafety @SFTrafficSafety · Aug 13

sfmta.com/projects/speed...

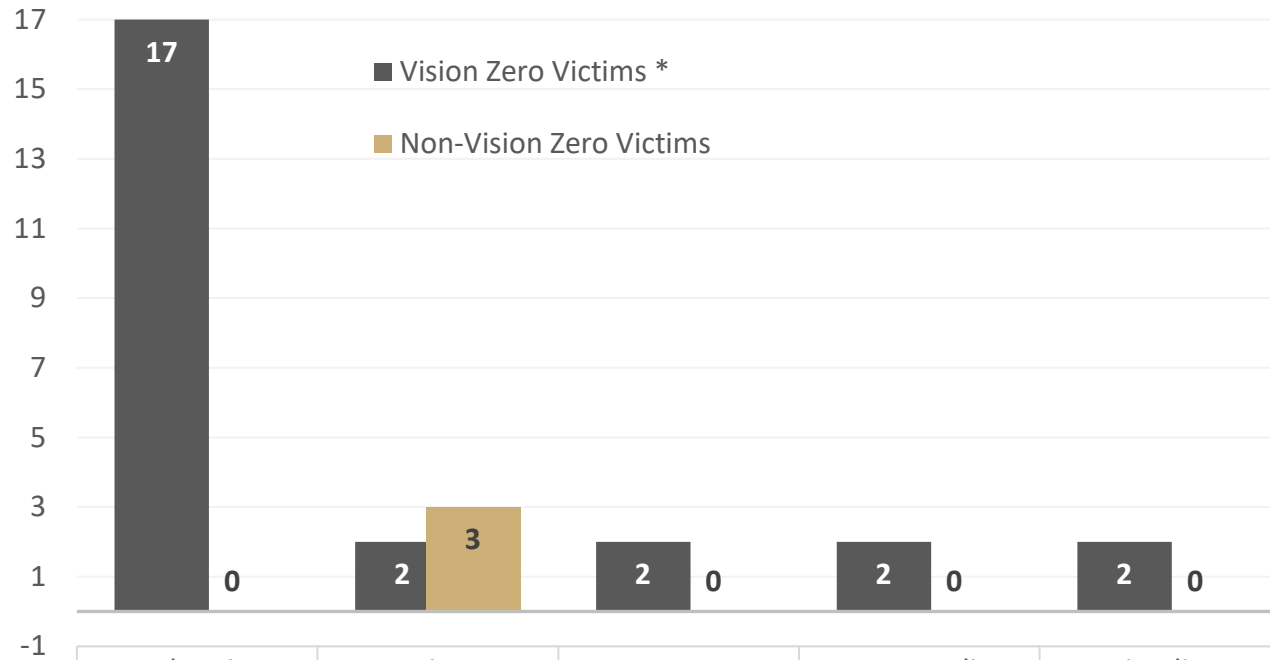
Speed cameras in your future? Stay informed by visiting SFMTA for proposed locations and timeline for installation.

SFPD Taraval Station @SFPDTaraval · Jul 26

The San Francisco Marathon is this weekend!

Be sure to check out their traffic advisory here: thesfmarathon.com/race-weekend/t...

SF Traffic Fatalities: 1/1/2024 – 9/30/2024



	Pedestrian	Driver	Passenger	Motorcyclist	Bicyclist
■ Vision Zero Victims *	17	2	2	2	2
■ Non-Vision Zero Victims	0	3	0	0	0

* The total counts of Vision Zero victims is preliminary due to staffing shortages at the OCME.

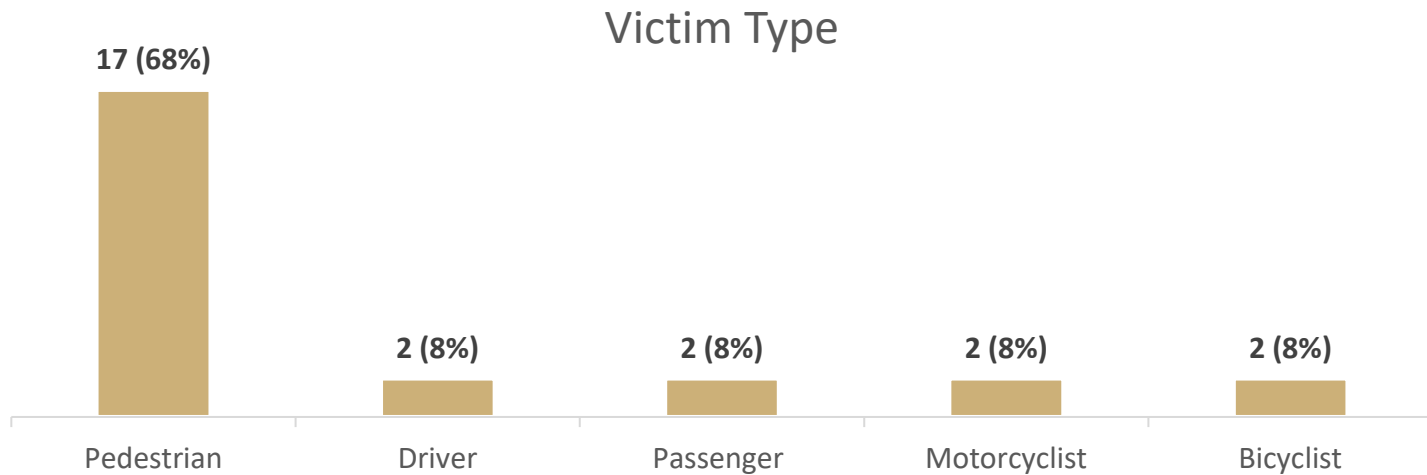
* Preliminary Statistics: Total 28 victims with 25 Vision Zero and 3 Non-Vision Zero victims.

Non-Vision Zero Cases:

1. A driver suffered medical issues prior to a crash at S. Van Ness and 18th Street.
2. Crash that occurred on 500 Buckingham Way was excluded as it happened in a parking lot.
3. Crash that occurred at 914 Point Lobos Ave is waiting for OCME verification as most likely the driver suffered medical issues prior to the crash.

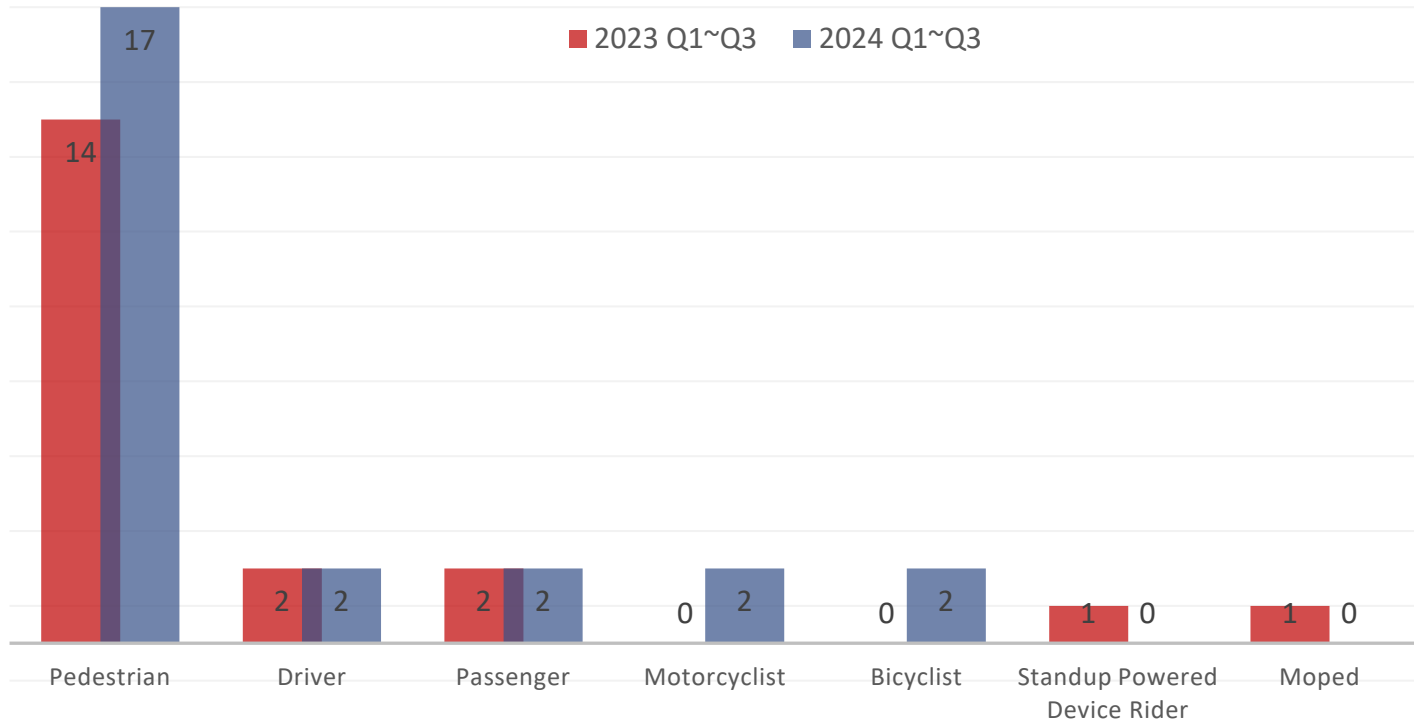
SF Vision Zero Traffic Fatalities: 1/1/2024 – 9/30/2024

Victim Age	Pedestrian	Driver	Passenger	Motorcyclist	Bicyclist	Grand Total *	%
≤ 20	2					2	8%
20 - 29	2		1	1		4	16%
30 - 39	3	1				4	16%
40 - 49	4		1	1		6	24%
50 - 59	2					2	8%
60 - 64	2					2	8%
≥ 65	2	1			2	5	20%
Grand Total *	17	2	2	2	2	25	100%



* The total counts of Vision Zero victims is preliminary due to staffing shortages at the OCME.

SF Vision Zero Traffic Fatalities: 2023 (Q1~Q3) vs 2024 (Q1~Q3)



% Increase / Decrease (-)	21%	0%	0%	200%	200%	-100%	-100%
---------------------------	-----	----	----	------	------	-------	-------

* The total counts of Vision Zero victims is preliminary due to staffing shortages at the OCME.

Thank you.

Questions?