

JACKSON PLAYGROUND

1645 17TH STREET
SAN FRANCISCO, CA 94107

PARCEL APN: 3981 / 001

PUBLIC PROJECT APPLICATION FOR ENVIRONMENTAL REVIEW

06/10/2020 *REVISED 03/18/2022*

AERIAL PERSPECTIVE FROM NW CORNER



URBAN CONTEXT PLAN



SHEET INDEX

GENERAL

- G1.00 COVER SHEET
- G1.01 EXISTING VS. PROPOSED AERIAL PERSPECTIVES

SITE

- L0.00 EXISTING SITE PLAN
- L0.01 DEMOLITION PLAN
- L0.02 OVERALL SITE PLAN
- L0.03 TREE PROTECTION PLAN
- L0.04 PROPOSED TREES
- L0.05 PROPOSED TREES PALETTE
- L0.06 SITE DISTURBANCE PLAN
- L1.01 SITE VIGNETTES
- L1.02 PARK ENLARGEMENT PLAN - NORTH
- L1.03 PARK ENLARGEMENT PLAN - SOUTH
- L1.04 17TH ST ENLARGEMENT PLANS
- L1.05 ARKANSAS ST ENLARGEMENT PLANS
- L1.06 MARIPOSA ST ENLARGEMENT PLANS
- L1.07 CAROLINA ST ENLARGEMENT PLANS
- L1.08 MATERIALS PLAN
- L1.09 MATERIALS PALETTE
- L1.10 SITE BOUNDARY EXPRESSION

ARCHITECTURE

SEE SHEET A0.00 COVER SHEET FOR ARCHITECTURAL DRAWING INDEX

PROJECT DIRECTORY

OWNER

CITY OF SAN FRANCISCO RECREATION & PARKS DEPARTMENT
DEPUTY DIRECTOR
STACY BRADLEY
30 VAN NESS AVE., 5TH FLOOR
SAN FRANCISCO, CA 94102
Telephone: 415.823.9120
Email: stacy.bradley@sfgov.org

CLIENT

FRIENDS OF JACKSON PARK
EXECUTIVE DIRECTOR
JUDE DECKENBACH
Telephone: 415.786.2427
Email: judedeckenbach@gmail.com

LANDSCAPE ARCHITECT (PRIME)

FLETCHER STUDIO
2325 3RD STREET, SUITE 413, FLR 4
SAN FRANCISCO, CALIFORNIA 94107
Telephone: 415.431.7878
Email: lewald@fletcherstudio.com

ARCHITECT

JACKSON LILES ARCHITECTURE
2325 3RD STREET, SUITE 206, FLR 2
SAN FRANCISCO, CA 94107
Telephone: 415.621.1799
Email: brian@jacksonliles.com

CIVIL ENGINEER

SANDIS ENGINEERS
636 9TH STREET
OAKLAND, CA 94607
Telephone: 510.873.8866
Email: mkuykendall@sandis.net

SPORTS FIELD DESIGN

VERDE DESIGN INC.
2455 THE ALAMEDA, SUITE #200
SANTA CLARA, CA 94050
Telephone: 408.850.3411
Email: mark@verdedesigninc.com

COST ESTIMATOR

M LEE CORPORATION
601 MONTGOMERY ST, STE 2040
SAN FRANCISCO, CA 94111
Telephone: 415.693.0236
Email: flee@mlcecorp.com



① EXISTING SITE - NW CORNER

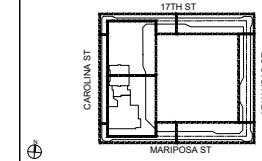


② PROPOSED SITE - NW CORNER



Jackson Liles
ARCHITECTURE

KEY PLAN

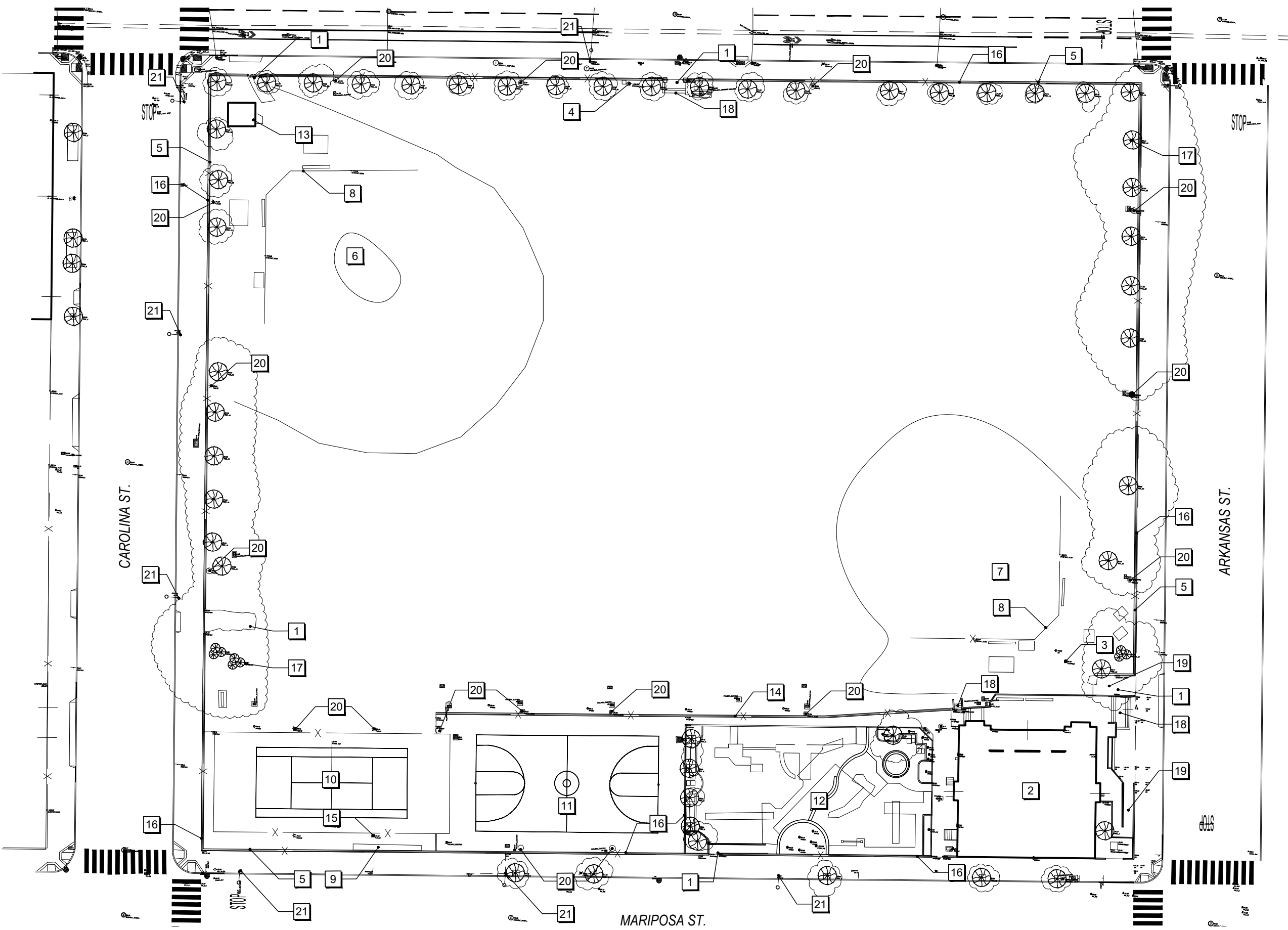


EXISTING VS. PROPOSED
AERIAL PERSPECTIVES

N/A

03/18/2022

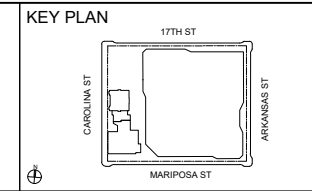
G1.01



LEGEND	
SYMBOL	LABEL
1	PARK ENTRANCE
2	LOU SPADIA CLUBHOUSE
3	FLAGPOLE
4	SFRPD PARK SIGN
5	CONCRETE COPING (PERIMETER RETAINING WALL)
6	BASEBALL INFIELD
7	SOFTBALL INFIELD
8	FIELD BACKSTOP
9	LEARNING GARDEN
10	TENNIS COURT
11	BASKETBALL COURT
12	PLAY AREA
13	STORAGE SHED
14	18' HT. CHAIN LINK FENCE
15	10' HT. CHAIN LINK FENCE
16	6' HT. CHAIN LINK FENCE
17	EXISTING TREE TYP.
18	CONCRETE STEPS
19	CONCRETE RAMP
20	BALLFIELD LIGHTS
21	STREET LIGHTS

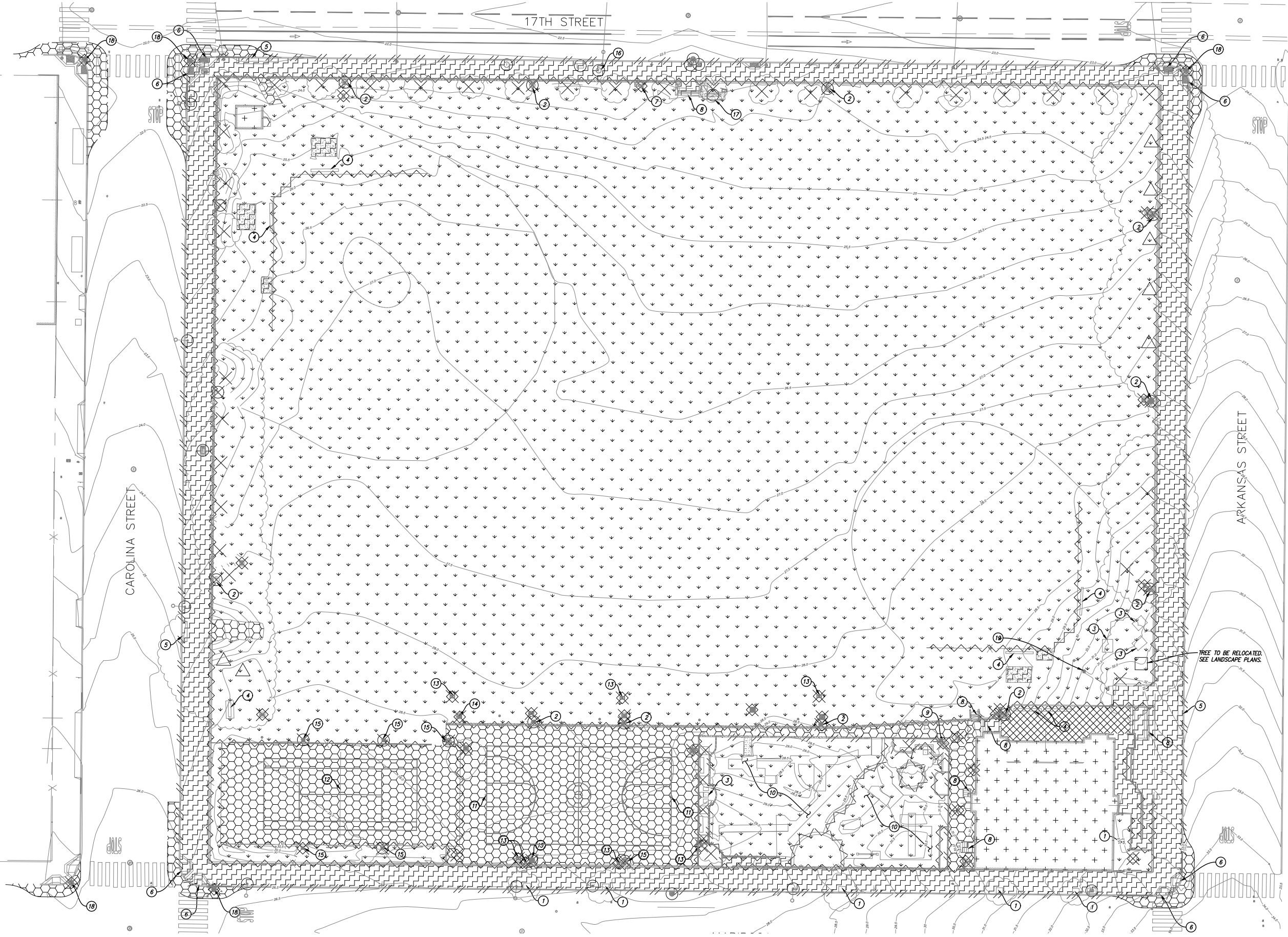


Jackson Liles
ARCHITECTURE



EXISTING SITE PLAN

1" = 50'
03/18/2022
L0.00



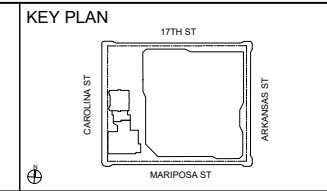
- LEGEND**
- SAWCUT
 - [Pattern: Hexagonal] DEMO AND REMOVE EX. ASPHALT PAVEMENT AND EX. BASE MATERIAL
 - [Pattern: Grid] DEMO AND REMOVE EX. CONCRETE AND BASE MATERIAL
 - [Pattern: Diagonal Lines] DEMO AND REMOVE EX. PAVEMENT AND BASE MATERIAL CLEAR AND GRUB
 - [Pattern: Dotted] BUILDING RELOCATION, SEE ARCHITECTURAL PLANS.
 - //— DEMO & REMOVE EX. CURB AND GUTTER
 - /— DEMO AND REMOVE EX. WALL OR FENCE
 - DEMO AND REMOVE EX. UTILITY LINE
 - [Symbol: X] DEMO AND REMOVE EX. UTILITY STRUCTURE
 - [Symbol: L] CUT AND CAP EX. UTILITY LINE
 - [Symbol: X] DEMO AND REMOVE EX. STREETLIGHT AND FOUNDATION
 - [Symbol: X] DEMO AND REMOVE EX. TREE
 - [Symbol: Circle] PROTECT EXISTING UTILITY TO REMAIN
 - [Symbol: Triangle] PROTECT EXISTING TREE TO REMAIN
 - [Symbol: Square] TREE TO BE RELOCATED

- GENERAL NOTES**
1. CONTRACTOR TO PROTECT ALL UTILITY STRUCTURES, SIGNS, AND TREES OUTSIDE OF PARK PROPERTY LINE.
 2. CONTRACTOR TO DEMOLISH AND REMOVE ALL UTILITY STRUCTURES, BUILDINGS, TABLES, SIGNS, FENCES, ASPHALT PAVEMENT, PAVERS, CONCRETE STAIRS, AND ALL UTILITY LINES ONSITE.
 3. CONTRACTOR TO CLEAR AND GRUB ALL LANDSCAPE, SAND, AND RUBBER SURFACES.
 4. CONTRACTOR TO DEMOLISH ALL SIDEWALK AND VERTICAL CURB OFFSITE UP TO EDGE OF PAVEMENT.

- SHEET NOTES:**
1. PROTECT EXISTING TREE TO REMAIN.
 2. DEMOLISH AND REMOVE EXISTING STADIUM LIGHTS.
 3. DEMOLISH AND REMOVE EXISTING PICNIC TABLE.
 4. DEMOLISH AND REMOVE EXISTING BENCH.
 5. DEMOLISH AND REMOVE EXISTING DRIVEWAY.
 6. DEMOLISH AND REMOVE EXISTING CURB RAMP.
 7. DEMOLISH AND REMOVE EXISTING SIGN.
 8. DEMOLISH AND REMOVE EXISTING CONCRETE STAIRS.
 9. DEMOLISH AND REMOVE EXISTING DRINKING WATER FOUNTAIN.
 10. DEMOLISH AND REMOVE PLAYGROUND.
 11. DEMOLISH AND REMOVE BASKETBALL POLE AND HOOP.
 12. DEMOLISH AND REMOVE TENNIS NET.
 13. DEMOLISH AND REMOVE EXISTING PULL BOX.
 14. DEMOLISH AND REMOVE EXISTING CONCRETE STRUCTURE.
 15. DEMOLISH AND REMOVE EXISTING STREETLIGHT.
 16. PROTECT EXISTING SIGN TO REMAIN.
 17. PROTECT EXISTING IRRIGATION SERVICE.
 18. DEMOLISH AND REMOVE EXISTING CURB INLET.
 19. RELOCATE EXISTING FLAGPOLE



Jackson Liles
ARCHITECTURE



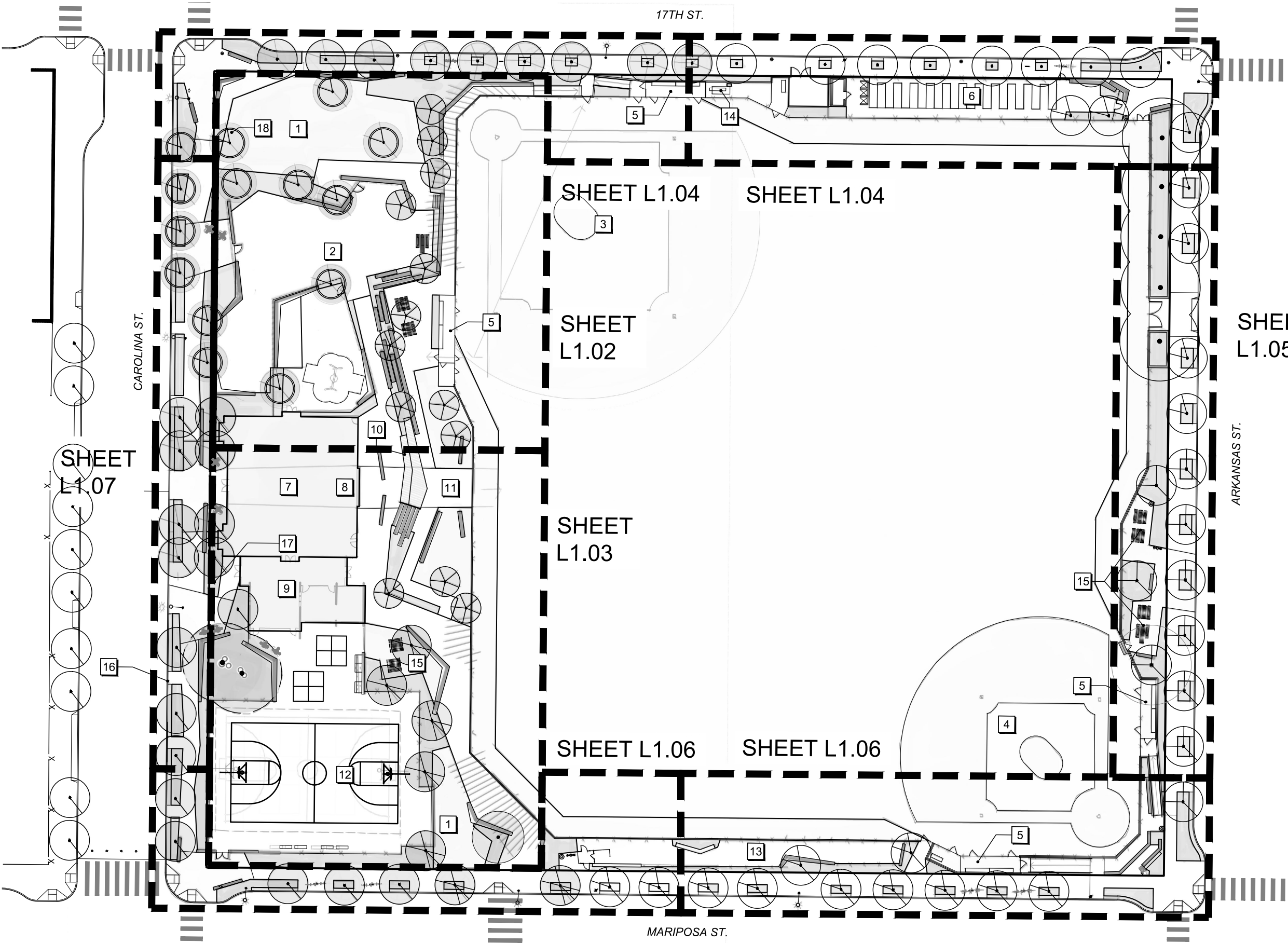
DEMOLITION PLAN

03/18/2022

L0.01

SITE LEGEND

- 1 PASSIVE OPEN SPACE
- 2 PLAY AREA
- 3 BASEBALL FIELD
- 4 SOFTBALL FIELD
- 5 DUGOUT
- 6 LEARNING GARDEN
- 7 CLUBHOUSE (RELOCATED)
- 8 CLUBHOUSE STAGE, S.A.D.
- 9 CLUBHOUSE ADDITION, S.A.D.
- 10 AMPHITHEATER SEATING
- 11 ELEVATED OPEN SPACE
- 12 MULTI-PURPOSE COURT
- 13 DOG PLAY AREA
- 14 EXISTING UTILITIES TO REMAIN
- 15 PICNIC AREA
- 16 CAROLINA STREET EXPANSION (6' CURB EXTENSION)
- 17 RELOCATED FLAGPOLE
- 18 RELOCATED SFRPD PARK SIGN



SHEET L1.05

SHEET L1.04

SHEET L1.02

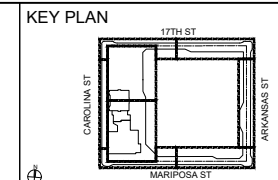
SHEET L1.03

SHEET L1.06

SHEET L1.07



Jackson Liles
ARCHITECTURE



OVERALL SITE PLAN

1" = 50'
03/18/2022
L0.02

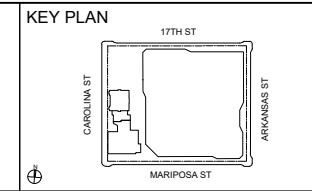


PROTECTION AND DEMOLITION LEGEND		
SYMBOL	QTY.	LABEL
	1	OLIVE TREES TO BE TRANSPLANTED
	7	(E) TREE TO REMAIN
	43	(E) TREE TO BE REMOVED
		TREE PROTECTION BOUNDARY

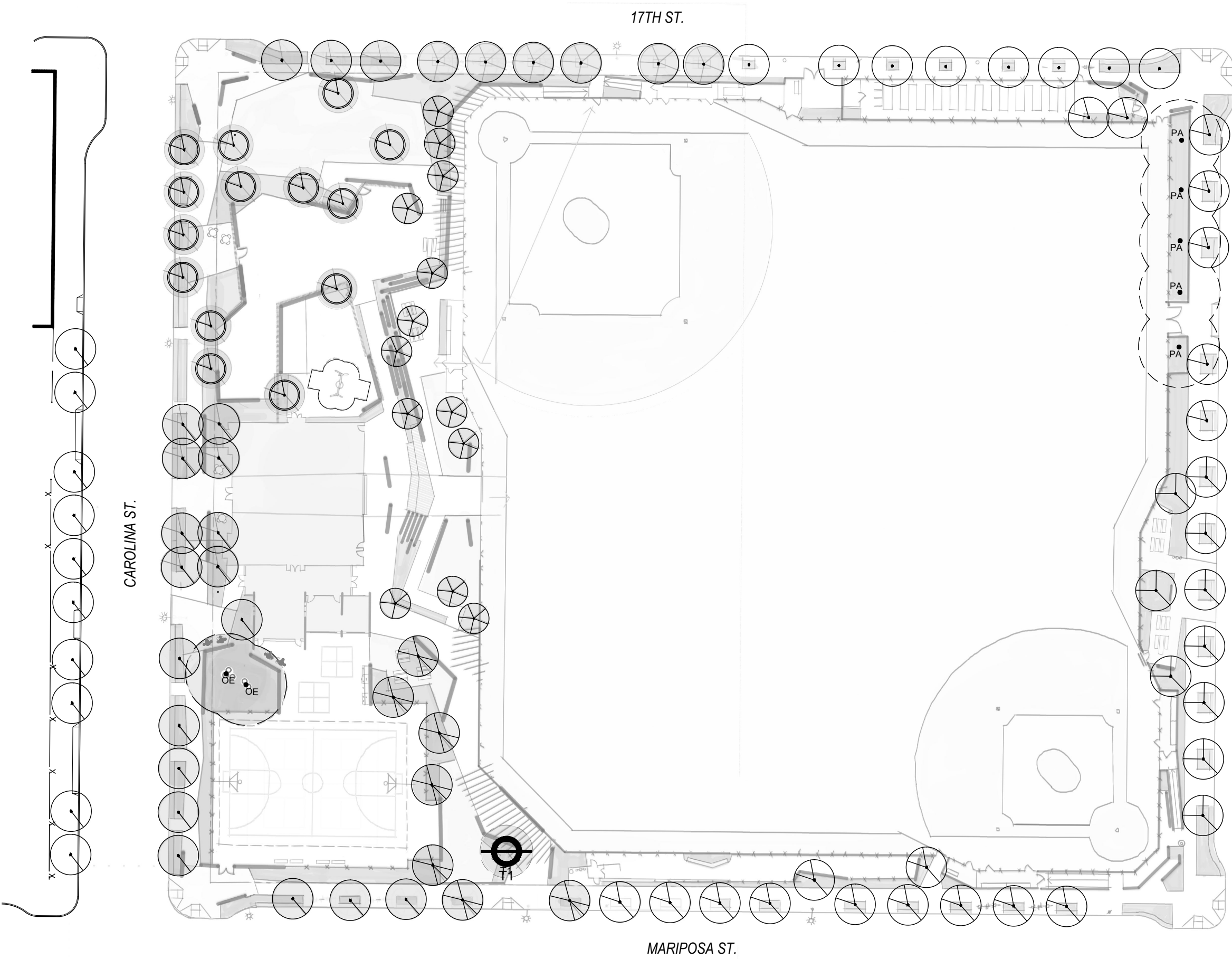
- SPECIES**
- ELM
 - LONDON PLANE
 - OLIVE
 - ZELKOVA
 - FLOWERING CHERRY
 - PEPPERMINT WILLOW
 - VICTORIAN BOX



Jackson Liles
ARCHITECTURE



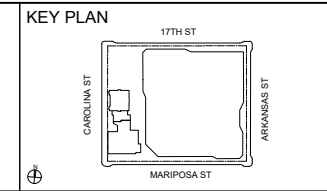
TREE PROTECTION PLAN	1" = 50'
	03/18/2022
	L0.03



LANDSCAPE LEGEND			
SYMBOL	QTY.	BOTANNICAL NAME / COMMON NAME	SIZE
	5	(E) PLATANUS X ACERIFOLIA / LONDON PLANE TREE	--
	2	(E) OLEA EUROPAEA / OLIVE TREE	--
	1	TRANSPLANTED OLEA EUROPAEA / OLIVE TREE	--
	16	CASSIA LEPTOPHYLLA / GOLD MEDALLION TREE	24" BOX
	11	GINKGO BILOBA 'AUTUMN GOLD' / AUTUMN GOLD MAIDENHAIR TREE	24" BOX
	13	LAGUNARIA PATERSONII / PRIMROSE TREE	24" BOX
	10	LOPHOSTEMON CONFERTUS / BRISBANE BOX	24" BOX
	17	MAGNOLIA GRANDIFLORA 'ST. MARY' / SAINT MARY SOUTHERN MAGNOLIA	24" BOX
	27	OLEA EUROPAEA 'SWAN HILL' / SWAN HILL FRUITLESS OLIVE	24" BOX
	7	PLATANUS ACERIFOLIA 'COLUMBIA' / COLUMBIA SYCAMORE	24" BOX
	7	PRUNUS SERRULATA 'SNOW FOUNTAINS' / WEEPING FLOWERING CHERRY	24" BOX



Jackson Liles
ARCHITECTURE



PROPOSED TREES

1" = 50'
03/18/2022
L0.04



⑨ OLEA EUROPAEA 'SWAN HILL'



⑥ LAGUNARIA PATERSONII



③ SYAGRUS ROMANZOFFIANA



⑪ PRUNUS SERRULATA 'SNOW FOUNTAINS'



⑧ MAGNOLIA GRANDIFLORA 'ST. MARY'



⑤ GINKGO BILOBA 'AUTUMN GOLD'



② OLEA EUROPAEA



⑩ PLATANUS ACERIFOLIA 'COLUMBIA'



⑦ LOPHOSTEMON CONFERTUS



④ CASSIA LEPTOPHYLLA

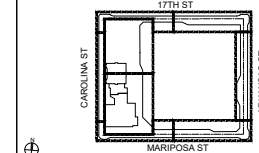


① PLATANUS X ACERIFOLIA



Jackson Liles ARCHITECTURE

KEY PLAN



PROPOSED TREES PALETTE


N/A




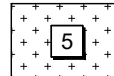





03/18/2022

L0.05



TOTAL SITE DISTURBANCE AREA SUMMARY	
DESCRIPTION	AREA (IN SQ. FT.)
TOTAL AREA OF DISTURBANCE	218,730
- TOTAL OFF-SITE DISTURBANCE AREA	26,720
- TOTAL ON-SITE DISTURBANCE AREA	192,010

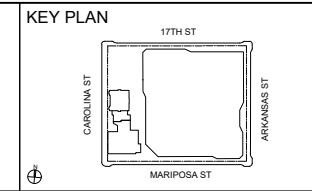
OFF-SITE DISTURBANCE AREA SUMMARY	
DESCRIPTION	AREA (IN SQ. FT.)
 TOTAL OFF-SITE DISTURBANCE (INCLUDING CONC. PAVING, SPECIAL PAVING, PLANTING & TREE PITS, BULB-OUTS AT CORNERS)	26,720

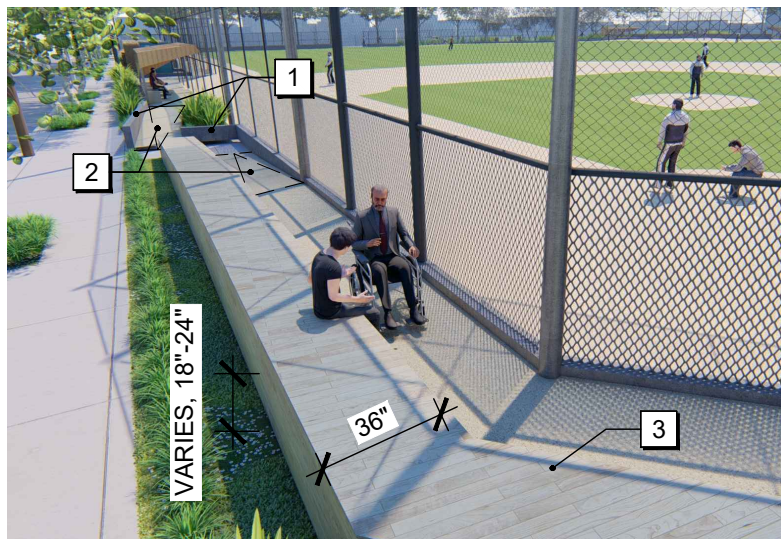
ON-SITE DISTURBANCE AREA SUMMARY	
DESCRIPTION	AREA (IN SQ. FT.)
TOTAL ON-SITE AREA	192,010
TOTAL ON-SITE DISTURBANCE AREA	192,010
 TOTAL STRUCTURES	6,576
- CLUBHOUSE	4,746
- ADDITION	1,830
 MULTI-PURPOSE COURTS	10,210
 BALL FIELDS (FINES, FIELD & DUGOUTS)	125,340
 NATURAL GRASS	9,310
 PLAY AREA SURFACING (7-12 PLAY AREA)	6,300
 PLAY AREA SURFACING (0-6 PLAY AREA), INCLUDING SAND BOX PLAY AREA	2,700
 HARDSCAPE (CONCRETE, PAVERS, DG, ETC.)	19,820
 REGULAR PLANTING AREA	11,484
 STORMWATER PLANTING AREA (APPROX.)	270

PRELIMINARY EARTHWORK QUANTITIES

CUT	13,300 CY
FILL	1,000 CY
BALANCE:	12,300 CY EXPORT

THE EARTHWORK QUANTITIES SHOWN ARE PROVIDED AS ESTIMATES ONLY, SIGNIFICANT CHANGES ARE LIKELY TO OCCUR AS THE PROJECT DESIGN IS FULLY DEVELOPED.





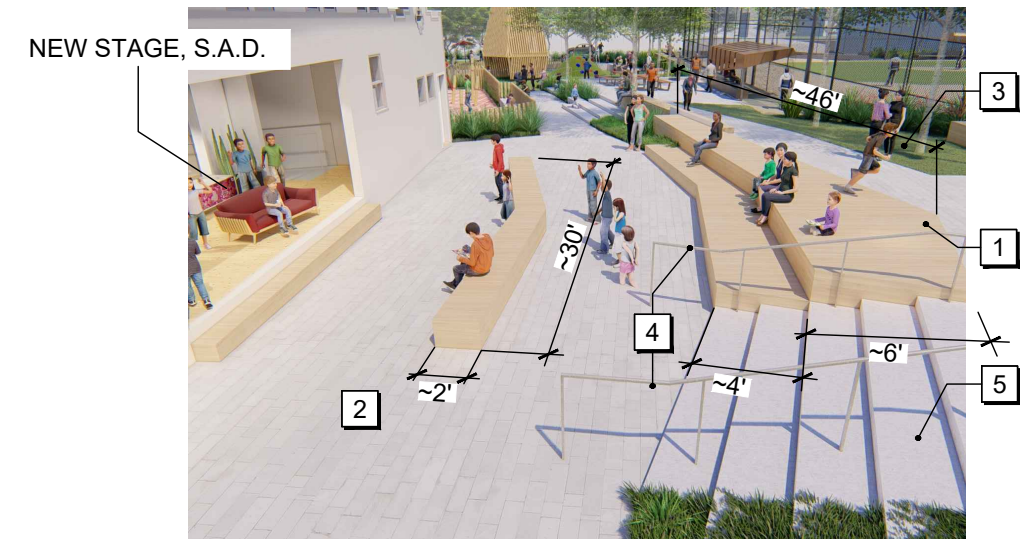
6 BALLFIELD SEATING AREA

- 1 CONC RETAINING WALL
- 2 RAMP & ANODIZED ALUMINUM HANDRAILS
- 3 SPECTATOR SEATING, 36"W TYP. X 18"H, THERMALLY MODIFIED WOOD




4 PLAY AREA

- 1 POURED-IN-PLACE RUBBER SURFACING, PATTERN TBD 7|L1.09
- 2 SYNTHETIC TURF PLAY AREA SURFACING
- 3 CONC. SEAT WALL, 24"W X 18"H, LENGTH VARIES
- 4 'NATURAL' ROBINIA PLAY ELEMENTS, EXACT DESIGN TBD WITH FURTHER COMMUNITY INPUT
- 5 THERMALLY MODIFIED WOOD FENCE
- 6 SAND PLAY AREA




2 AMPHITHEATER SEATING

- 1 SCULPTURAL SEATING ELEMENTS, THERMALLY MODIFIED WOOD, HOLLOW WITH PT FRAMING
- 2 SAND-SET CONC. UNIT PAVERS W/ METAL EDGING 5|L1.09
- 3 NATURAL GRASS
- 4 ANODIZED ALUMINUM HANDRAILS, TYP.
- 5 WIDE CONCRETE STEPS, 24" W TREADS



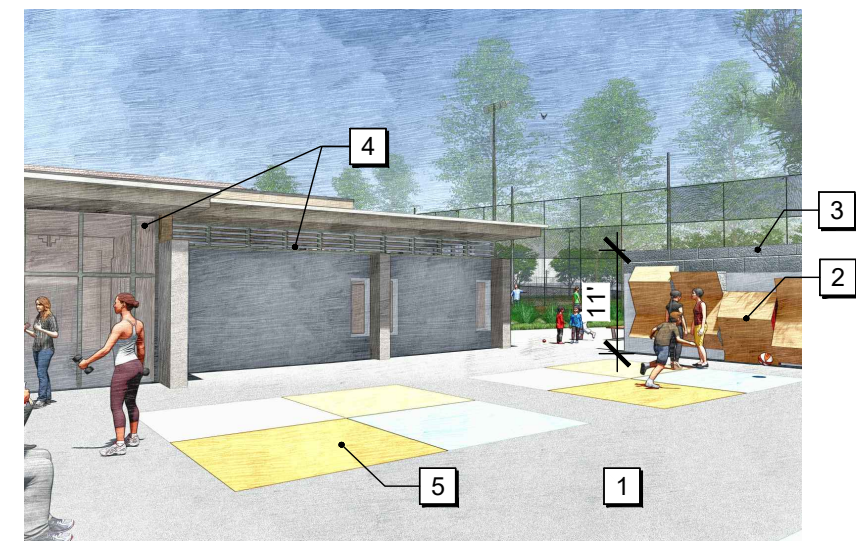
5 BULB-OUT ENTRANCE PLAZA

- 1 INTEGRAL COLOR CONC. PAVERS 8|L1.09
- 2 CITY STD. CONC PAVING
- 3 TAPERED CIP CONC. SEAT WALL, 24"W MIN. X 18" H
- 4 FREESTANDING HALF-BLOCK CMU WALLS, BURNISHED FINISH WITH MURALS ON OPPOSITE SIDES (HEIGHT VARIES 8'-14')
- 5 CHAINLINK ENTRY GATE



3 ELEVATED OPEN SPACE

- 1 SYNTHETIC TURF PLAY AREA SURFACING
- 2 DUGOUT W/ SCULPTURAL ALUMINUM ROOF, STANDING SEAM W/ SLOT OPENINGS
- 3 SCULPTURAL CONC STEPS, 24" W TREADS TYP. WITH SEAT WALL EXTENSIONS
- 4 ANODIZED ALUMINUM HANDRAILS, TYP.
- 5 'MULTIPLICITY' PICNIC TABLES & BENCHES, THERMALLY MODIFIED WOOD, 8' W X 7'-10" L 2|L1.09



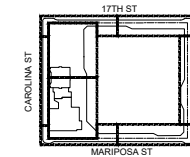
1 MULTI-PURPOSE COURT

- 1 ACRYLIC SPORTS COURTS SURFACING (WITH CUSHIONING, ON CONCRETE SLAB)
- 2 THERMORY WOOD TRAVERSE WALLS WITH CLIMBING HANDHOLDS
- 3 FREESTANDING HALF-BLOCK CMU WALLS, BURNISHED FINISH WITH MURALS ON OPPOSITE SIDES (HEIGHT VARIES 8'-14')
- 4 CLUBHOUSE ADDITION FACADE, MURAL BY LOCAL ARTIST TBD
- 5 "BLACK-TOP" STYLE GAMES (FOUR SQUARE, HOPSCOTCH, ETC.), ACRYLIC SURFACING ON CONCRETE SLAB



Jackson Liles
ARCHITECTURE

KEY PLAN



SITE VIGNETTES

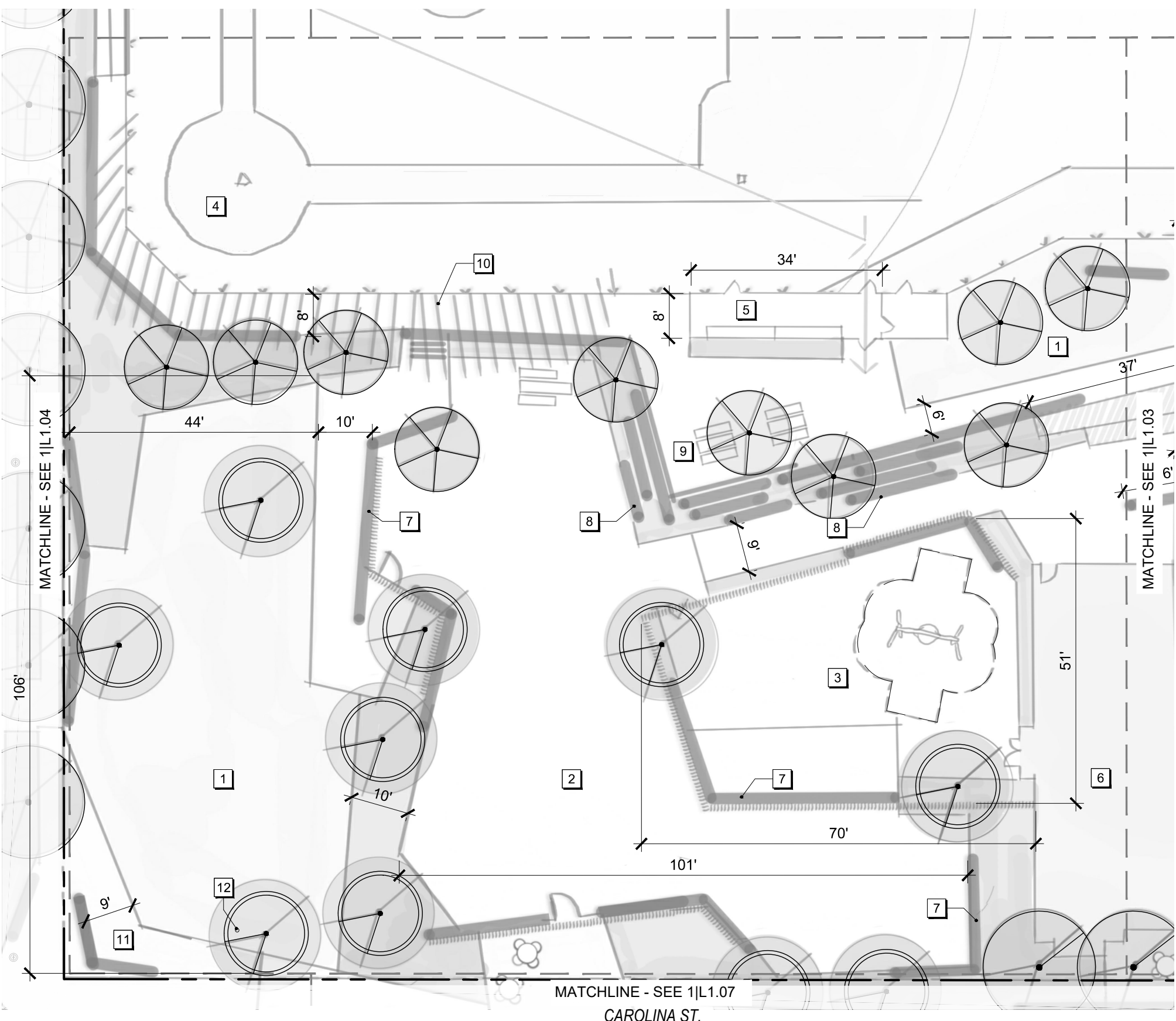
N/A

03/18/2022

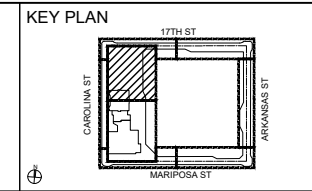
L1.01

SITE LEGEND

- 1 PASSIVE OPEN SPACE
- 2 PLAY AREA (AGES 7-12)
- 3 PLAY AREA (AGES 0-6), INCLUDING SAND PLAY AREA
- 4 BASEBALL FIELD
- 5 DUGOUT
- 6 CLUBHOUSE (RELOCATED)
- 7 SEAT WALL, TYP.
- 8 SCULPTURAL CONCRETE STEPS
- 9 PICNIC AREA
- 10 SCULPTURAL FIELD FENCE
- 11 ENTRY PLAZA
- 12 RELOCATED SFRPD PARK SIGN

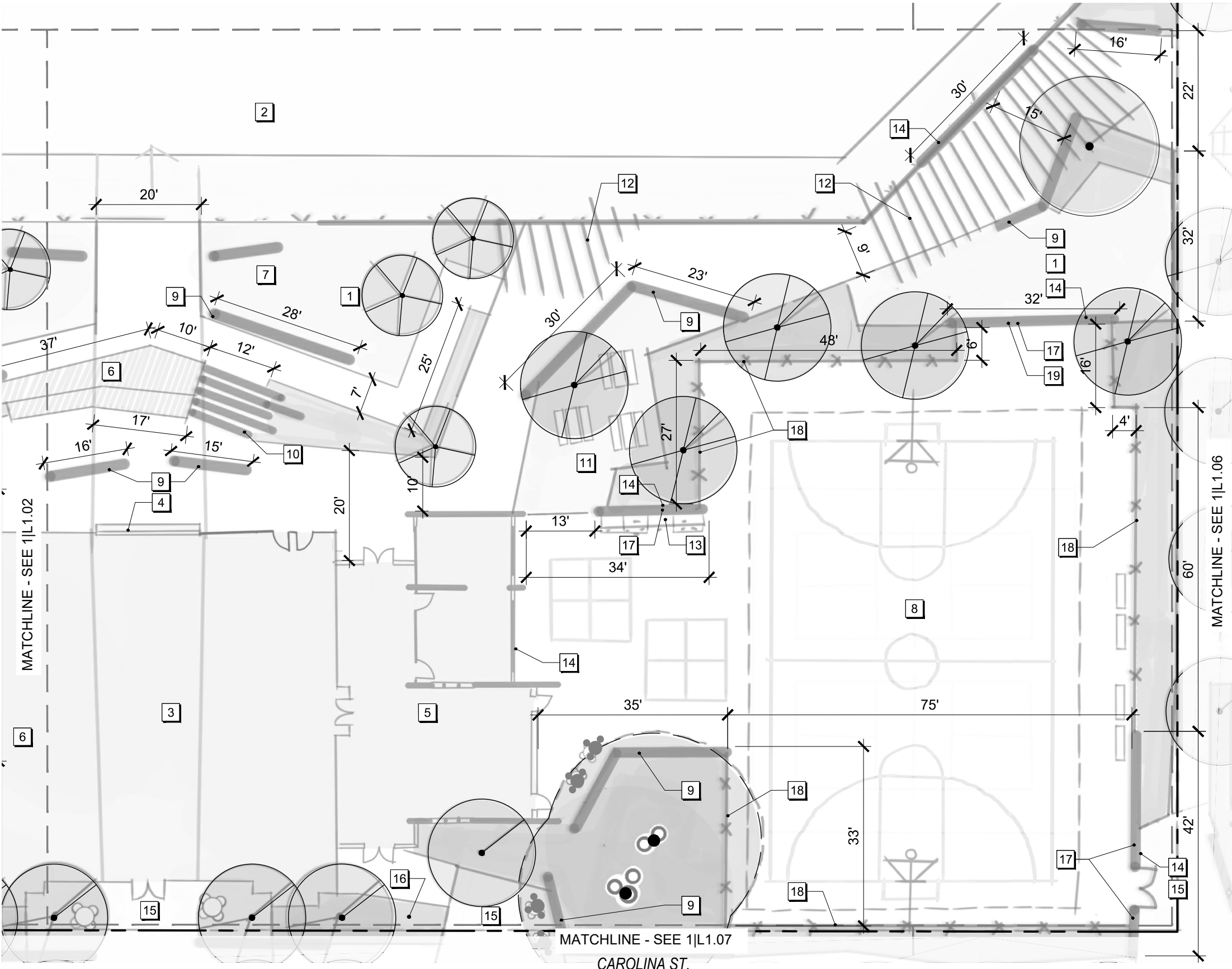


1 PARK ENLARGEMENT PLAN - NORTH
 MATCHLINE - SEE 1|L1.04
 MATCHLINE - SEE 1|L1.03
 MATCHLINE - SEE 1|L1.07
 CAROLINA ST.
 1" = 20'
 N



SITE LEGEND

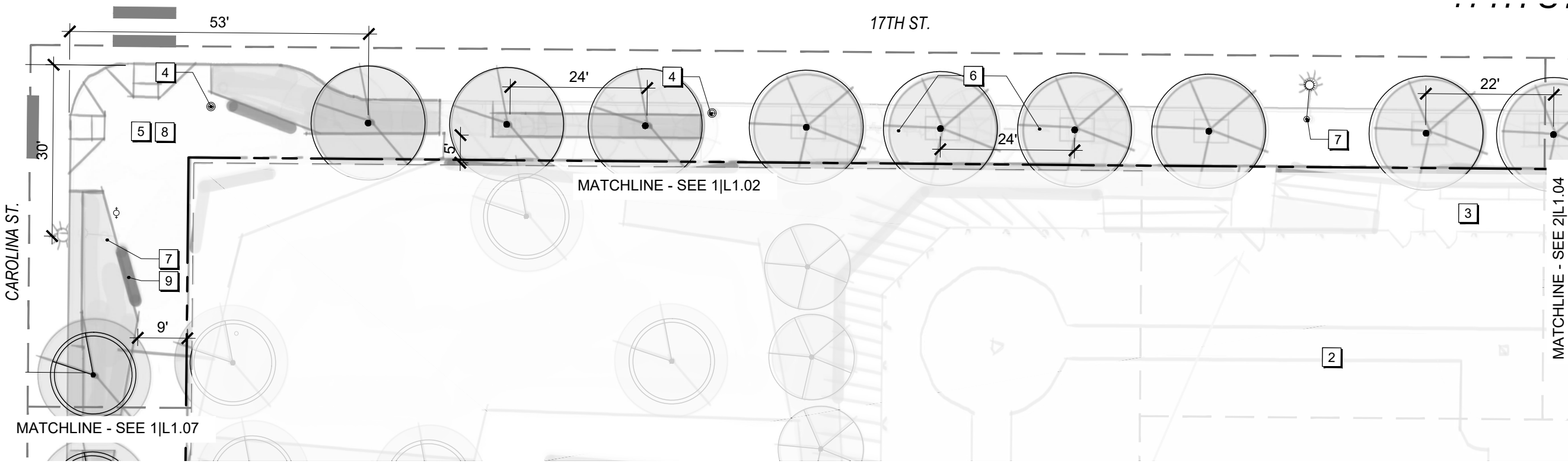
- 1 PASSIVE OPEN SPACE
- 2 BASEBALL FIELD
- 3 CLUBHOUSE (RELOCATED)
- 4 CLUBHOUSE STAGE, S.A.D.
- 5 CLUBHOUSE ADDITION, S.A.D.
- 6 AMPHITHEATER SEATING
- 7 ELEVATED OPEN SPACE
- 8 MULTI-PURPOSE COURT:
1 BASKETBALL COURT,
1 FUTSAL COURT,
2 PICKLEBALL COURTS
- 9 SEAT WALL, TYP.
- 10 SCULPTURAL CONCRETE STEPS
- 11 PICNIC AREA
- 12 SCULPTURAL FIELD FENCE
- 13 TRAVERSE WALL
- 14 MURAL
- 15 ENTRY PLAZA
- 16 RELOCATED FLAGPOLE
- 17 FREESTANDING WALLS
- 18 COURT FENCE
- 19 TENNIS PRACTICE BACKBOARD



1 PARK ENLARGEMENT PLAN - SOUTH 1" = 20'

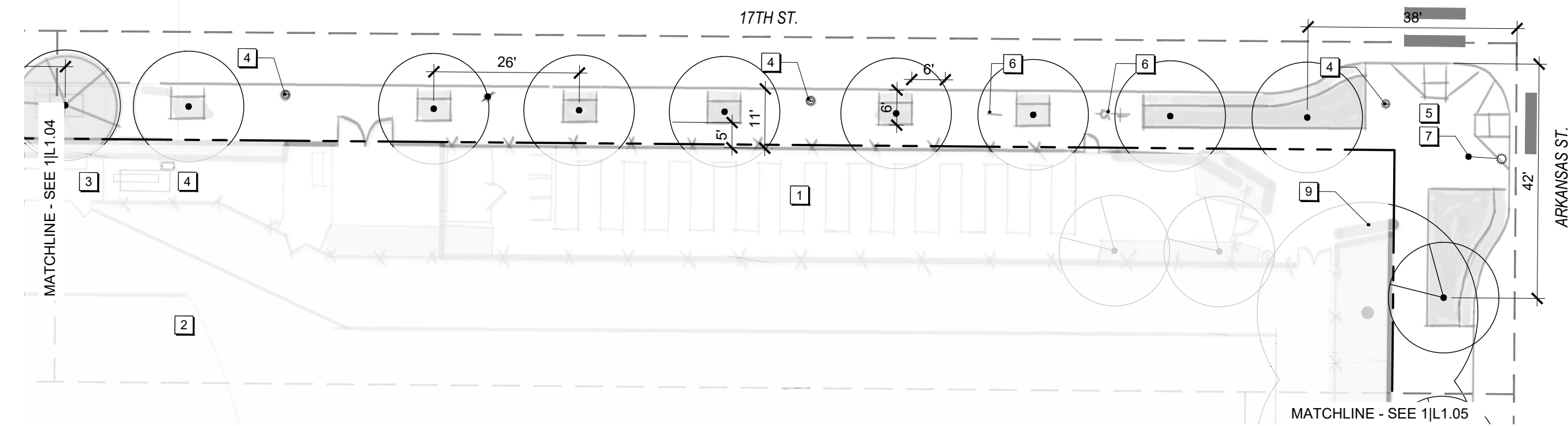
SITE LEGEND

- 1 LEARNING GARDEN
- 2 BASEBALL FIELD
- 3 DUGOUT
- 4 EXISTING UTILITIES
- 5 BULB-OUT
- 6 BIKE RACK, TYP. 3|L1.09
- 7 STREELIGHT, TYP.
- 8 ENTRY PLAZA
- 9 SEAT WALL, TYP.



1 17TH STREET - EAST

1" = 20'

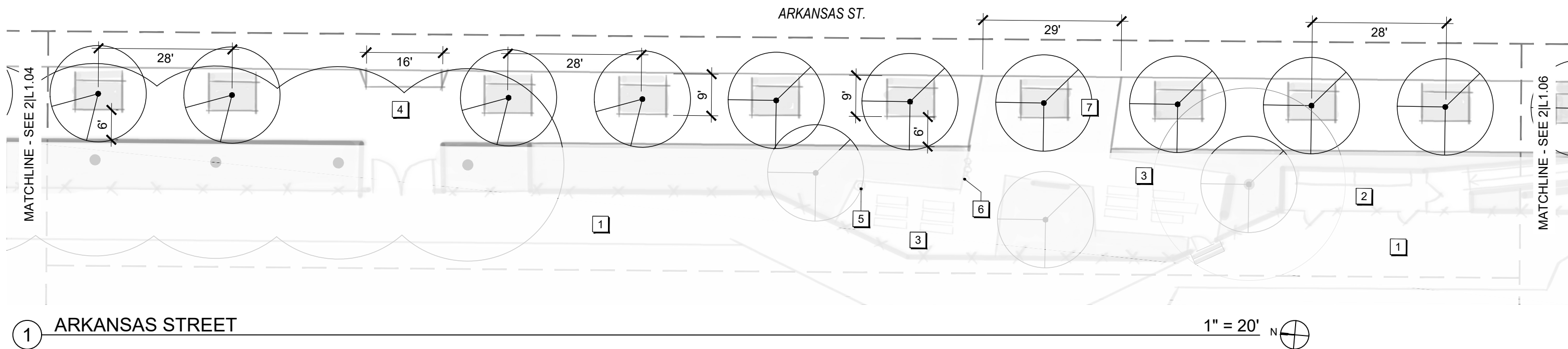


2 17TH STREET - WEST

1" = 20'

SITE LEGEND

- 1 SOFTBALL FIELD
- 2 DUGOUT
- 3 PICNIC AREA
- 4 FIELD MAINTENANCE ACCESS
- 5 TRASH CAN 4|L1.09
- 6 DRINKING FOUNTAIN 1|L1.09
- 7 PLAZA AREA (SPECIAL PAVING)

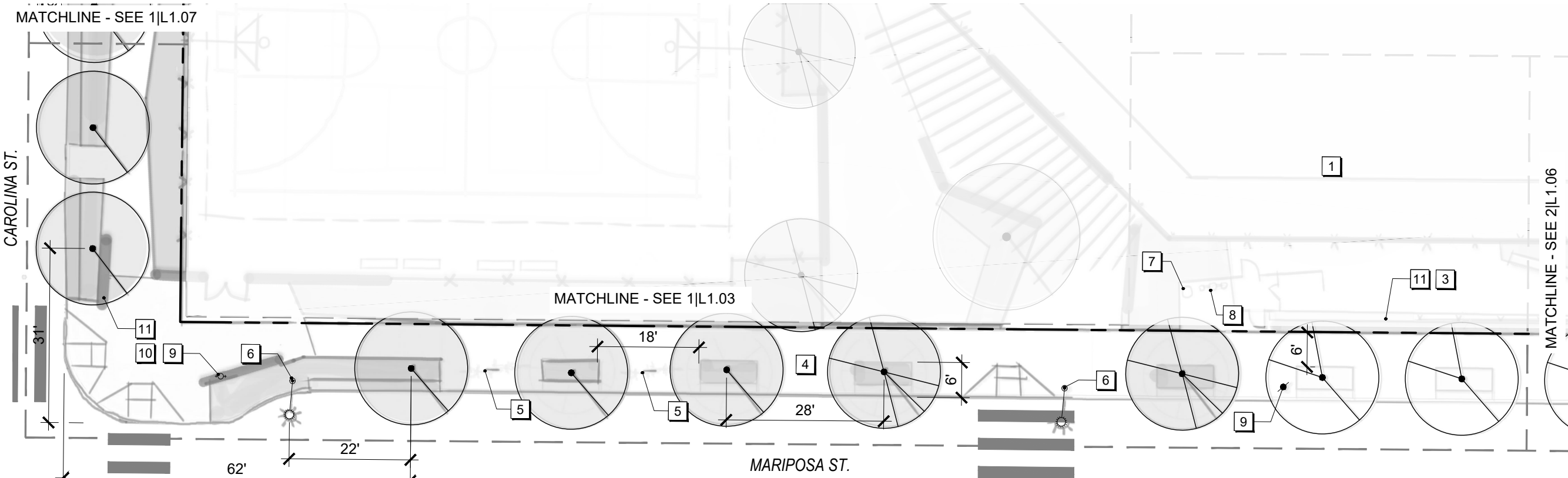


1 ARKANSAS STREET

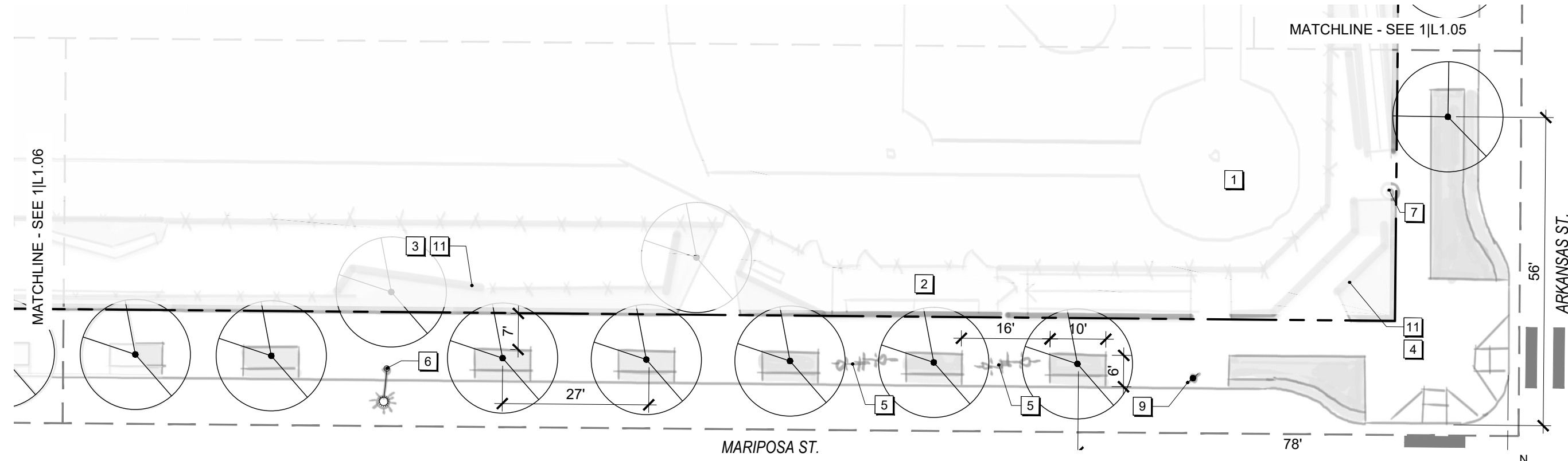
1" = 20' N

SITE LEGEND

- 1 SOFTBALL FIELD
- 2 DUGOUT
- 3 DOG PLAY AREA
- 4 BULB-OUT
- 5 BIKE RACK, TYP. 3|L1.09
- 6 STREETLIGHT, TYP.
- 7 TRASH CAN 4|L1.09
- 8 DRINKING FOUNTAIN 1|L1.09
- 9 EXISTING UTILITY TYP.
- 10 ENTRY PLAZA
- 11 SEAT WALL, TYP.



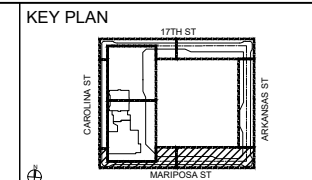
1 MARIPOSA STREET - EAST 1" = 20'



2 MARIPOSA STREET - WEST 1" = 20'



Jackson Liles
ARCHITECTURE

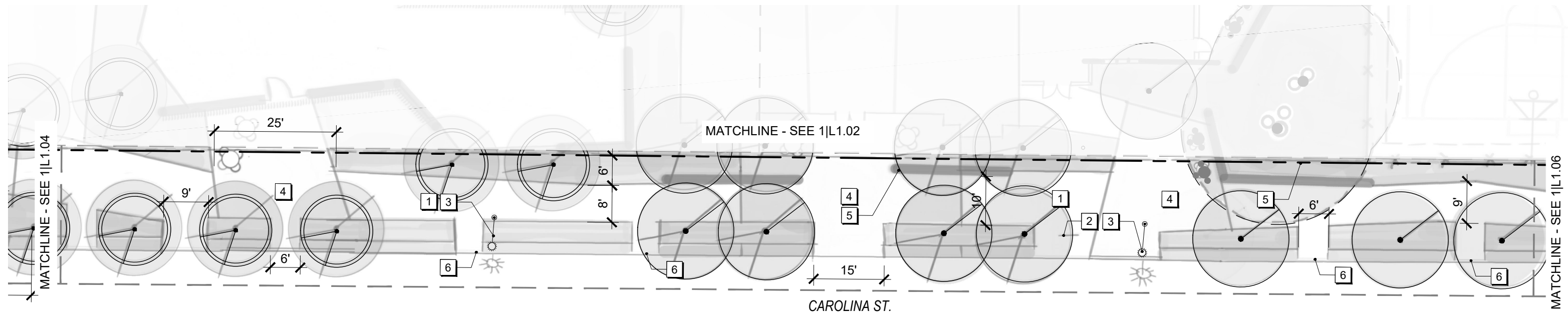


MARIPOSA ST
ENLARGEMENT PLANS

1" = 20'-0"
03/18/2022
L1.06

SITE LEGEND

- 1 STREETSCAPE
- 2 BIKE RACK, TYP. 3|L1.09
- 3 STREETLIGHT, TYP.
- 4 PLAZA
- 5 SEAT WALL, TYP.
- 6 PASS-THROUGH



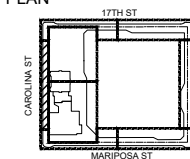
1 CAROLINA STREET

1" = 20' N



Jackson Liles
ARCHITECTURE

KEY PLAN

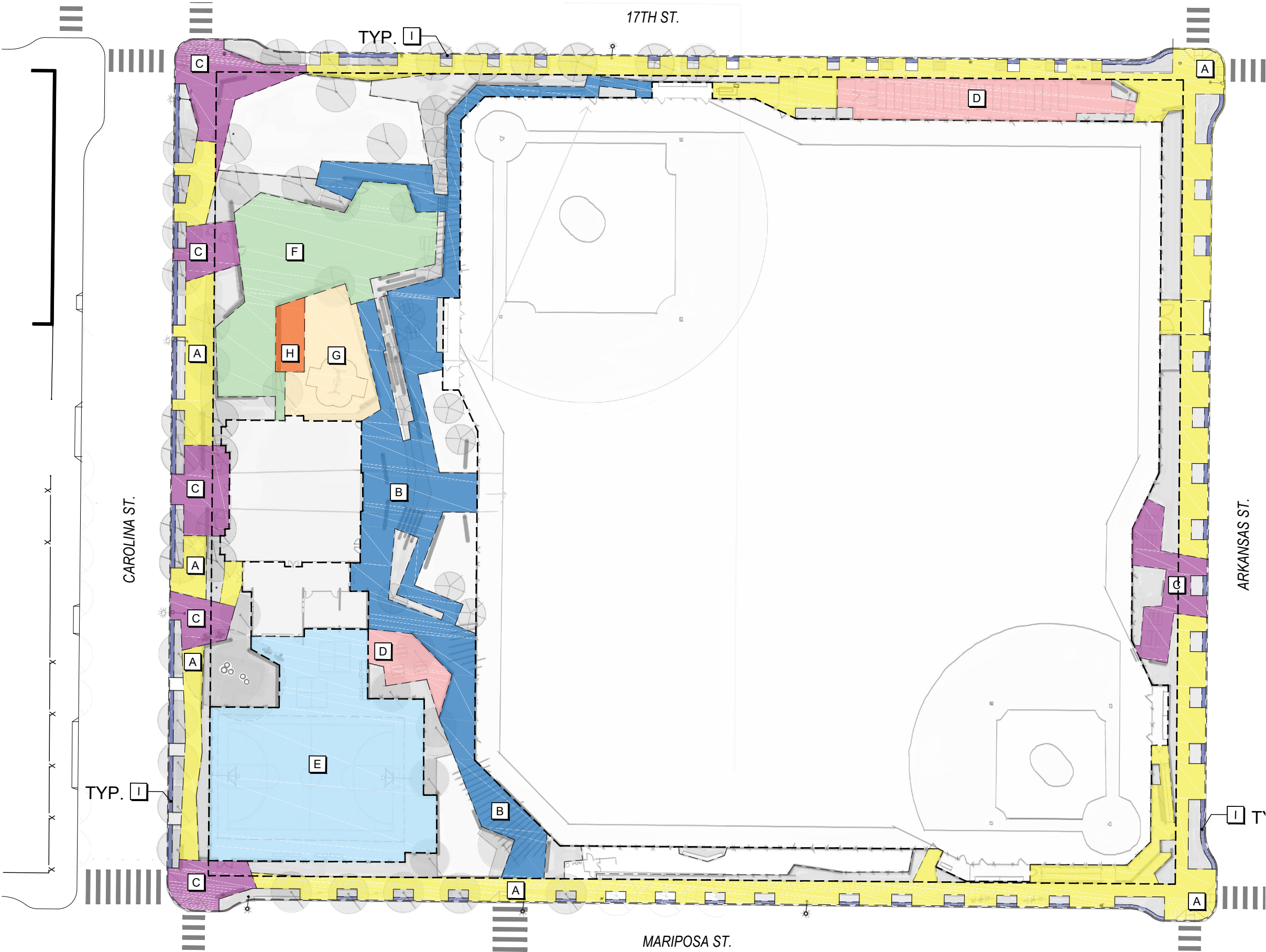


CAROLINA ST
ENLARGEMENT PLANS

1" = 20'-0"

03/18/2022

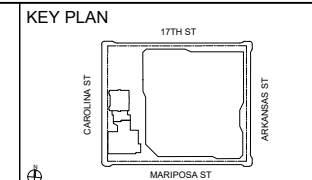
L1.07



PARK MATERIALS LEGEND	
SYMBOL	DESCRIPTION
	CITY STD. CONC. PAVING 3.5" PCC ON 6" DEPTH AGG. BASE NOTE: BASE AND COMPACTION T.B.D. PER GEOTECH FINDINGS.
	SAND-SET CONC. UNIT PAVERS W/ METAL EDGING COLOR: 50% ALMOND, 50% LINEN SIZE: 4" W X 24" L FINISH: GROUND-FACE
	INTEGRAL COLOR CONC. PAVER DEPTH: 4" CONC. SECTION W/ 6" DEPTH AGG. BASE COLOR: 50% GRAPHITE, 50% GRAY NOTE: BASE AND COMPACTION T.B.D. PER GEOTECH FINDINGS.
	STABILIZED DECOMPOSED GRANITE PAVING W/ CONC. EDGING COLOR: TAN
	ACRYLIC SPORTS COURT SURFACING ON CONCRETE SLAB W/ CUSHIONED MATS COLORS TBD
	SYNTHETIC TURF @ PLAY AREAS W/ POLYFILL MFR: NEW GRASS PRODUCT: 'PLAY TIME' PILE HEIGHT: 1-1/4" COLOR: OLIVE
	POURED-IN-PLACE RUBBER SURFACING COLORS TBD
	SAND PLAY AREA W/ 4" COMPOSITE HEADER
	COURTESY STRIP MANUF: ACKERSTONE COLOR: GRAPHITE SIZE: 4" X 18" PATTERN: STACKED BOND



Jackson Liles
ARCHITECTURE




KEY PLAN

1" = 50'

03/18/2022

MATERIALS PLAN

L1.08



9
 COURTESY STRIP
 MFR: ACKERSTONE
 COLOR: GRAPHITE
 SIZE: 4" X 18"
 PATTERN: STACKED BOND



8
 INTEGRAL COLOR CONC. PAVER
 DEPTH: 4" CONC. SECTION W/ 6"
 DEPTH AGG. BASE
 COLOR: 50% GRAPHITE, 50% GRAY
 NOTE: BASE AND COMPACTION T.B.D.
 PER GEOTECH FINDINGS.



7
 POURED-IN-PLACE RUBBER
 SURFACING
 MFR: SURFACE AMERICA
 COLOR/PATTERN: TBD



6
 STABILIZED DECOMPOSED GRANITE
 PAVING W/ EDGING
 COLOR: TAN



5
 SAND-SET CONC. UNIT PAVERS W/
 METAL EDGING
 COLOR: 50% ALMOND, 50% LINEN
 SIZE: 4" W X 24" L
 FINISH: GROUND-FACE



4
 TRASH/ RECYCLING RECEPTACLE
 MFR: QCP CONCRETE 'SEDONA'
 COLOR: FRENCH GRAY
 SURFACE MOUNT



3
 'WELLE' CIRCULAR BIKE RACK,
 CITY STD.



2
 'MULTIPLICITY' THERMORY
 RECTANGULAR PICNIC
 TABLE W/ (2) LONG BENCHES PER
 TABLE. METAL FRAME. SURFACE
 MOUNT.
 REGULAR TABLE SIZE: 95" L X 35" W X
 29" H
 BENCH SIZE: 95" L X 23" W X 18" H
 PROVIDE SHORTER BENCHES TO
 MAKE TABLE ACCESSIBLE WHERE
 SHOWN

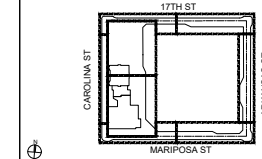


1
 DRINKING FOUNTAIN 10145SMSS W/
 BOTTLE FILLER
 AND (2) SPOUTS, HI & LO FOR ADA
 COMPLIANCE.
 HOSE BIBB ATTACHMENT W/ LOCK &
 DOOR.
 MFR: MOST DEPENDABLE FOUNTAINS
 COLOR: GRAY
 NOTES: PROVIDE PET FOUNTAIN
 ATTACHMENT FOR
 FIXTURE @ DOG RUN



Jackson Liles
 ARCHITECTURE

KEY PLAN



MATERIALS PALETTE

N/A

03/18/2022


L1.09



SEAT WALLS & FENCING



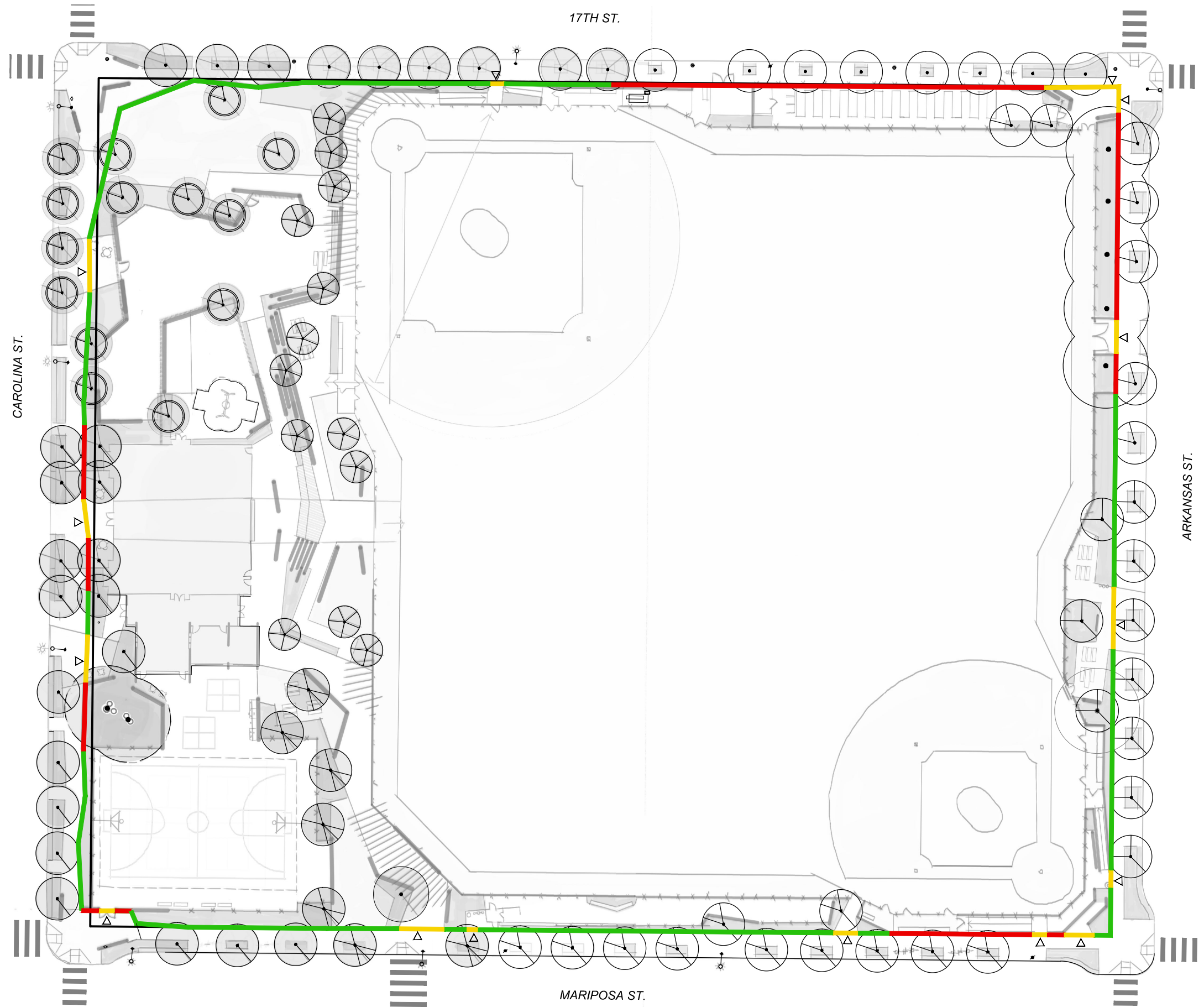
HISTORICAL REGISTRATION



PATHWAY

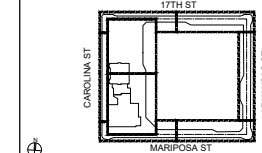
SITE BOUNDARY LEGEND

- SEAT WALLS & FENCING
- HISTORICAL REGISTRATION
- PATHWAY EDGE
- △ PARK ENTRIES



Jackson Liles
ARCHITECTURE

KEY PLAN



SITE BOUNDARY
EXPRESSION

1" = 50'

03/18/2022

L1.10

JACKSON PARK CLUBHOUSE RELOCATION & ADDITION



DRAWING INDEX

GENERAL

- A0.00 COVER SHEET
- A0.01 KEY PRECEDENT
- A0.02 MATERIAL COMPATIBILITY

EXISTING CONDITIONS

- A0.11 SITE PHOTOS - EXISTING
- A0.12 SITE PHOTOS - NEIGHBORING ELEVATIONS
- A0.13 EXISTING CLUBHOUSE PHOTOS - EXTERIOR
- A0.14 EXISTING CLUBHOUSE PHOTOS - EXTERIOR
- A0.15 EXISTING CLUBHOUSE PHOTOS - INTERIOR
- A1.01 EXISTING CLUBHOUSE - FLOOR PLAN
- A1.02 EXISTING CLUBHOUSE - ELEVATIONS
- A1.03 EXISTING CLUBHOUSE - ELEVATIONS
- A1.04 EXISTING CLUBHOUSE - SECTIONS

DEMOLITION & RELOCATION

- A2.01 CLUBHOUSE RELOCATION PLAN
- A2.02 CLUBHOUSE RELOCATION DEMOLITION PLAN
- A2.03 CLUBHOUSE RENOVATION DEMOLITION PLAN

PROPOSED PROJECT

- A3.01 PROPOSED FLOOR PLAN
- A3.02 PROPOSED ROOF PLAN
- A4.01 WEST ELEVATIONS - EXISTING & PROPOSED
- A4.02 NORTH ELEVATIONS - EXISTING & PROPOSED
- A4.03a SOUTH ELEVATIONS - EXISTING & PROPOSED
- A4.03b SOUTH ELEVATIONS - PROPOSED
- A4.04 EAST ELEVATIONS - EXISTING & PROPOSED

OPENINGS - EXISTING & PROPOSED

- A4.11 PROPOSED BUILDING SECTIONS
- A5.11 EXISTING WINDOW & DOOR KEY PLAN - LEVEL 1
- A5.12 EXISTING WINDOW KEY PLAN - CLERESTORY
- A5.13 EXISTING WINDOW & DOOR KEY - ELEVATIONS
- A5.21 PROPOSED WINDOW & DOOR KEY PLAN - LEVEL 1
- A5.22 PROPOSED WINDOW KEY PLAN - CLERESTORY
- A5.23 PROPOSED WINDOW & DOOR KEY - ELEVATIONS
- A5.24 PROPOSED WINDOW & DOOR KEY - ELEVATIONS & SECTION
- A6.01 WINDOW SCHEDULE - EXISTING - LEVEL 1
- A6.02 WINDOW SCHEDULE - EXISTING - CLERESTORY

- A6.03 WINDOW SCHEDULE - NEW
- A6.04 WINDOW LEGEND - EXISTING & NEW
- A6.05 STOREFRONT LEGEND - NEW
- A6.06 EXTERIOR DOOR SCHEDULE - EXISTING & NEW
- A6.07 EXTERIOR DOOR LEGEND - EXISTING & NEW
- A6.08 GLAZED FOLDING DOOR PRECEDENT
- A6.09 GLAZED FOLDING DOOR DETAILS

RENDERINGS

- A7.01 PERSPECTIVE VIEW FROM NORTHWEST
- A7.02 PERSPECTIVE VIEW FROM NORTHWEST
- A7.03 PERSPECTIVE VIEW FROM WEST
- A7.04 PERSPECTIVE VIEW FROM SOUTHWEST
- A7.05 PERSPECTIVE VIEW FROM SOUTH
- A7.06 PERSPECTIVE VIEW FROM SOUTHEAST
- A7.07 PERSPECTIVE VIEW FROM EAST
- A7.08 PERSPECTIVE VIEW FROM NORTHEAST
- A7.09 PERSPECTIVE VIEW FROM NORTH



Jackson Liles
ARCHITECTURE

JACKSON PARK CLUBHOUSE
RELOCATION & ADDITION

COVER SHEET

12" = 1'-0"

03/18/2022

A0.00

KEY PRECEDENT

PALEGA ADDITION : Recreation & Parks Project in San Francisco

Challenge - Addition proximate to multi-tiered historic building massing

Solution - Addition to mediate between levels, allowing full view of lower level wall to roof transition, with roof fitting in between upper and lower tiers.

Challenge - Create new multi-use space connected to exterior play yard

Solution - Utilize mix of steel and glaze in tradition of park pavilions to define contemporary space in respective approach to existing historic structure.

Challenge - Relate to and deferential to existing historic structure

Solution - Use steel frame and glass to create a lighter sense to addition, affirming the historic buildings weight and solidity while relating to adjacent park activities.



Exterior view of the Palega Recreation Center



Interior view of the recreation center



Interior view of the recreation center



EXISTING CLUBHOUSE RELOCATED & RENOVATED

NEW ADDITION

① WEST ELEVATION
3/32" = 1'-0"



Jackson Liles
ARCHITECTURE

JACKSON PARK CLUBHOUSE
RELOCATION & ADDITION

KEY PRECEDENT

As indicated

03/18/2022

A0.01

MATERIAL COMPATIBILITY



Main entry




Upper windows



Window detail



Detail of flush siding



Board form to be sized to relate to space of flush wood siding



Board form concrete material will be used in outdoor spaces and work to knit the building into Landscape, thus deferring to Historic building



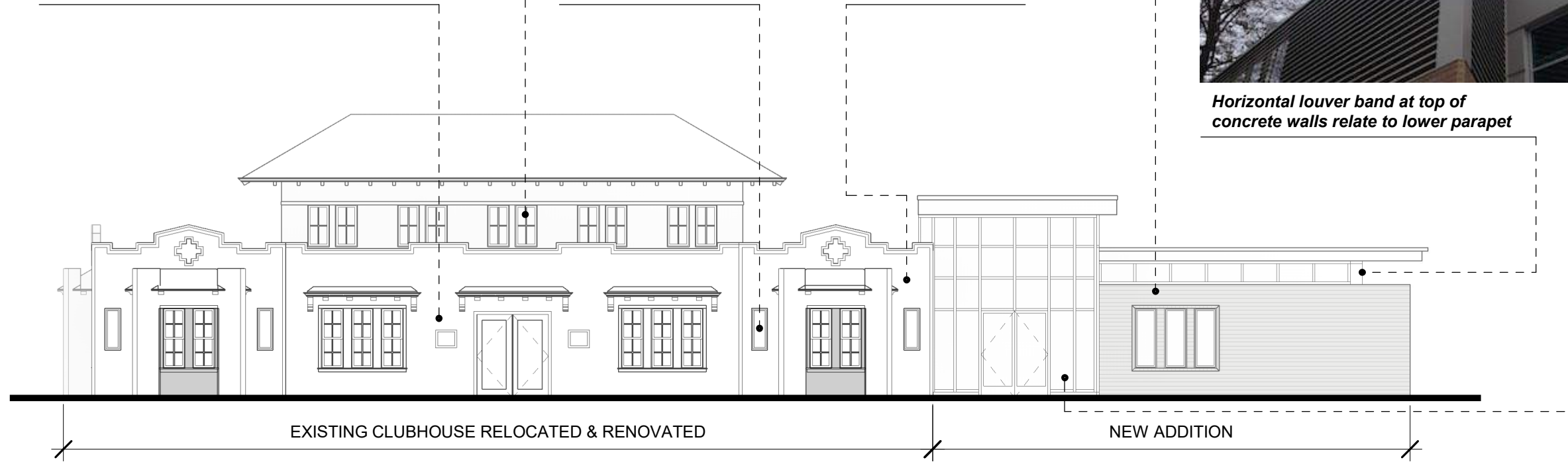
Horizontal louver band at top of concrete walls relate to lower parapet



Stage door complements historic aesthetic & creates programmatic connection between interior and exterior spaces



Storefront glazing provides simple transparency to allow Historic Building to be seen from all sides



EXISTING CLUBHOUSE RELOCATED & RENOVATED

NEW ADDITION

1 WEST ELEVATION
3/32" = 1'-0"



Jackson Liles
ARCHITECTURE

JACKSON PARK CLUBHOUSE
RELOCATION & ADDITION

MATERIAL
COMPATIBILITY

As indicated

03/18/2022

A0.02

SITE PHOTOS - EXISTING



① SITE PHOTO 1



② SITE PHOTO 2



③ SITE PHOTO 3



④ SITE PHOTO 4



⑤ SITE PHOTO 5



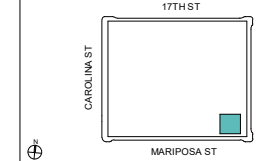
⑥ SITE PHOTO 6



Jackson Liles
ARCHITECTURE

JACKSON PARK CLUBHOUSE RELOCATION & ADDITION

KEY PLAN



SITE PHOTOS -
EXISTING

1/8" = 1'-0"

03/18/2022

A0.11

SITE PHOTOS - NEIGHBORING ELEVATIONS



① 17TH STREET ELEVATION



② ARKANSAS STREET ELEVATION



③ MARIPOSA STREET ELEVATION



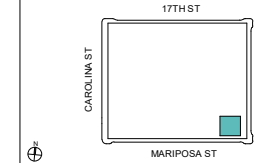
④ CAROLINA STREET ELEVATION



Jackson Liles
ARCHITECTURE

JACKSON PARK CLUBHOUSE RELOCATION & ADDITION

KEY PLAN



SITE PHOTOS -
NEIGHBORING
ELEVATIONS

1/8" = 1'-0"

03/18/2022



A0.12

EXISTING CLUBHOUSE PHOTOS - EXTERIOR



① (E) CLUBHOUSE EXTERIOR - EAST

③ EXAMPLE OF PLEXIGLASS INFILL AT WINDOWS



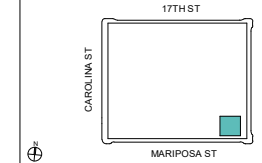
② (E) CLUBHOUSE EXTERIOR - NORTH



Jackson Liles
ARCHITECTURE

JACKSON PARK CLUBHOUSE RELOCATION & ADDITION

KEY PLAN




EXISTING CLUBHOUSE
PHOTOS - EXTERIOR

1/8" = 1'-0"

03/18/2022

A0.13

EXISTING CLUBHOUSE PHOTOS - EXTERIOR



① (E) CLUBHOUSE EXTERIOR - WEST



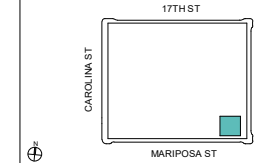
② (E) CLUBHOUSE EXTERIOR - SOUTH



Jackson Liles
ARCHITECTURE

JACKSON PARK CLUBHOUSE RELOCATION & ADDITION

KEY PLAN



EXISTING CLUBHOUSE
PHOTOS - EXTERIOR

1/8" = 1'-0"

03/18/2022

A0.14


EXISTING CLUBHOUSE PHOTOS - INTERIOR



① (E) CLUBHOUSE INTERIOR PHOTO 1



② (E) CLUBHOUSE INTERIOR PHOTO 2




③ (E) CLUBHOUSE INTERIOR PHOTO 3



④ (E) CLUBHOUSE INTERIOR PHOTO 4



⑤ (E) CLUBHOUSE INTERIOR PHOTO 5



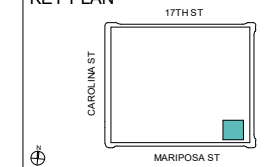
⑥ (E) CLUBHOUSE INTERIOR PHOTO 6



Jackson Liles
ARCHITECTURE

JACKSON PARK CLUBHOUSE RELOCATION & ADDITION

KEY PLAN



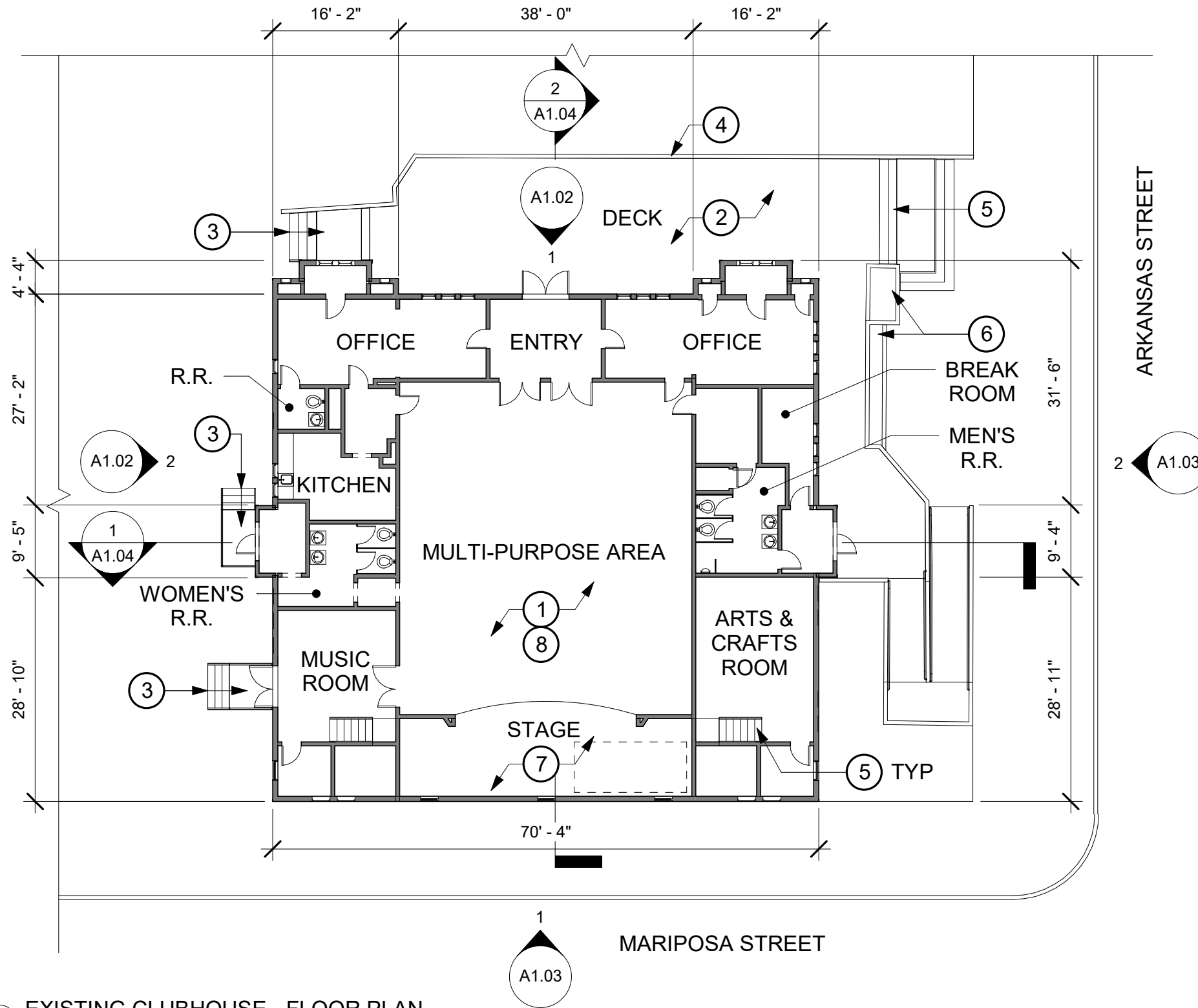
EXISTING CLUBHOUSE
PHOTOS - INTERIOR

1/8" = 1'-0"

03/18/2022

A0.15

EXISTING CLUBHOUSE - FLOOR PLAN



SHEET NOTES

- ① T&G WOOD FLOORING OVER WOOD FRAMING, CRAWL SPACE BENEATH
- ② RAISED TREX DECK OVER WOOD FRAMING, CRAWL SPACE BELOW
- ③ CONC STAIR AND LANDING
- ④ CONC LOW WALL
- ⑤ WOOD STAIR
- ⑥ CONC PLANTERS AND LOW WALL AT EDGE OF DECK
- ⑦ RAISED STAGE W/ STORAGE BELOW
- ⑧ PAINTED WOOD PANELING AND TRIM AT MULTI-PURPOSE ROOM WALLS AND CEILING

① EXISTING CLUBHOUSE - FLOOR PLAN
1/16" = 1'-0"

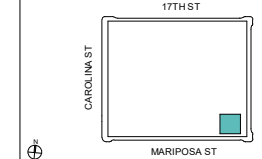
NOTE: SEE A5.11 & A5.12 FOR EXISTING WINDOW & DOOR KEY PLAN



Jackson Liles
ARCHITECTURE

JACKSON PARK CLUBHOUSE RELOCATION & ADDITION

KEY PLAN



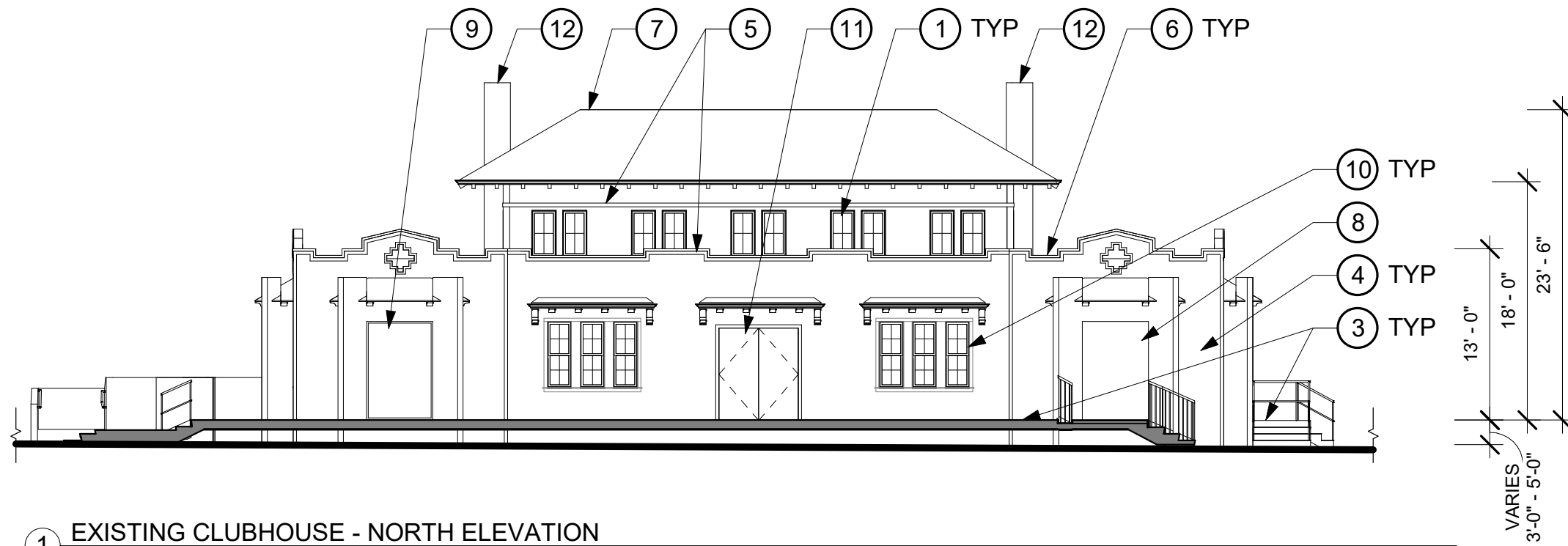
EXISTING CLUBHOUSE
- FLOOR PLAN

1/16" = 1'-0"

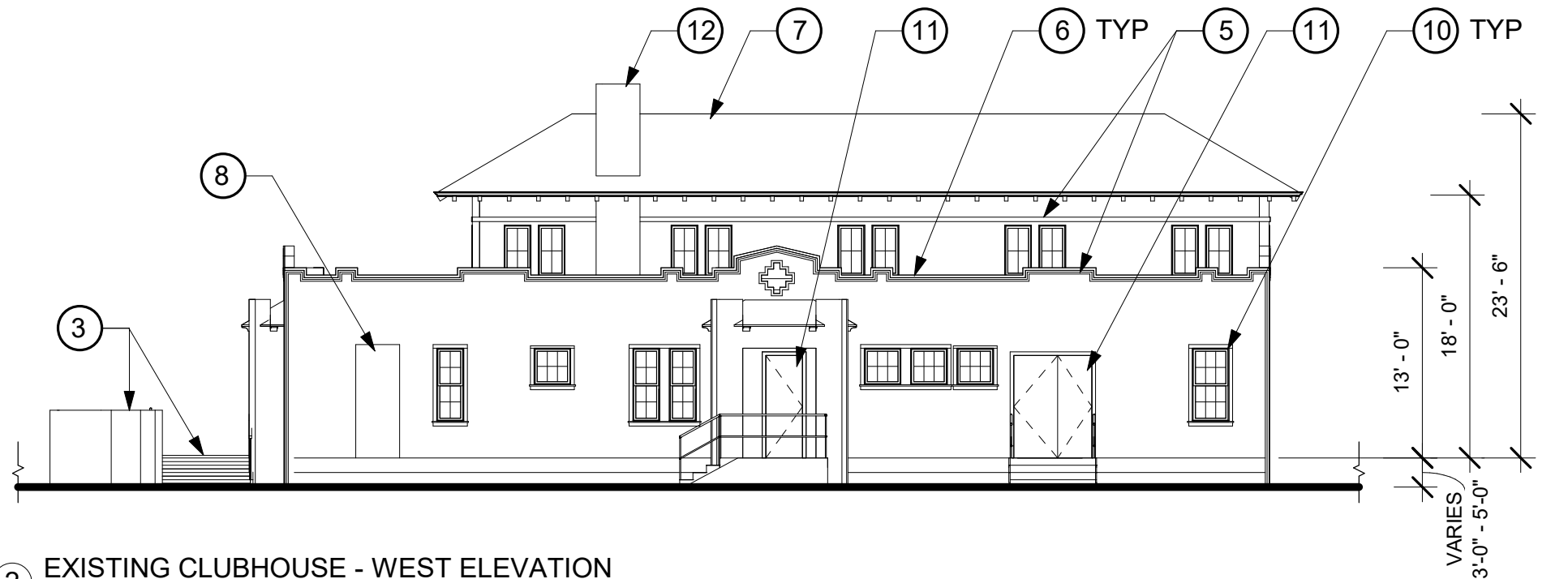
03/18/2022

A1.01

EXISTING CLUBHOUSE - ELEVATIONS



1 EXISTING CLUBHOUSE - NORTH ELEVATION
3/32" = 1'-0"



2 EXISTING CLUBHOUSE - WEST ELEVATION
3/32" = 1'-0"

SHEET NOTES

- 1 WOOD WINDOW W/ WOOD TRIM
- 2 HOLLOW MTL DOOR W/ MTL TRIM
- 3 RAISED TREX DECK & LOW CEMENT PLASTER WALLS
- 4 EXTERIOR FINISH - PAINTED FLUSH (T&G) WOOD SIDING
- 5 EXTERIOR WOOD TRIM, TYP
- 6 GA SHT MTL CAP FLASHING AT PARAPET
- 7 COMPOSITION SHINGLE ROOFING
- 8 INFILL PANEL AT OPENING
- 9 INFILL PANEL W/ TILE MURAL
- 10 SECURITY GRILLE AT ALL LEVEL 1 WINDOWS
- 11 METAL DOOR
- 12 CHIMNEY

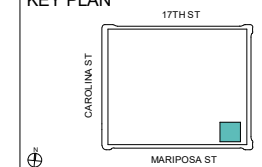
NOTE: SEE A5.13 FOR EXISTING WINDOW & DOOR KEY ELEVATIONS



Jackson Liles
ARCHITECTURE

JACKSON PARK CLUBHOUSE RELOCATION & ADDITION

KEY PLAN



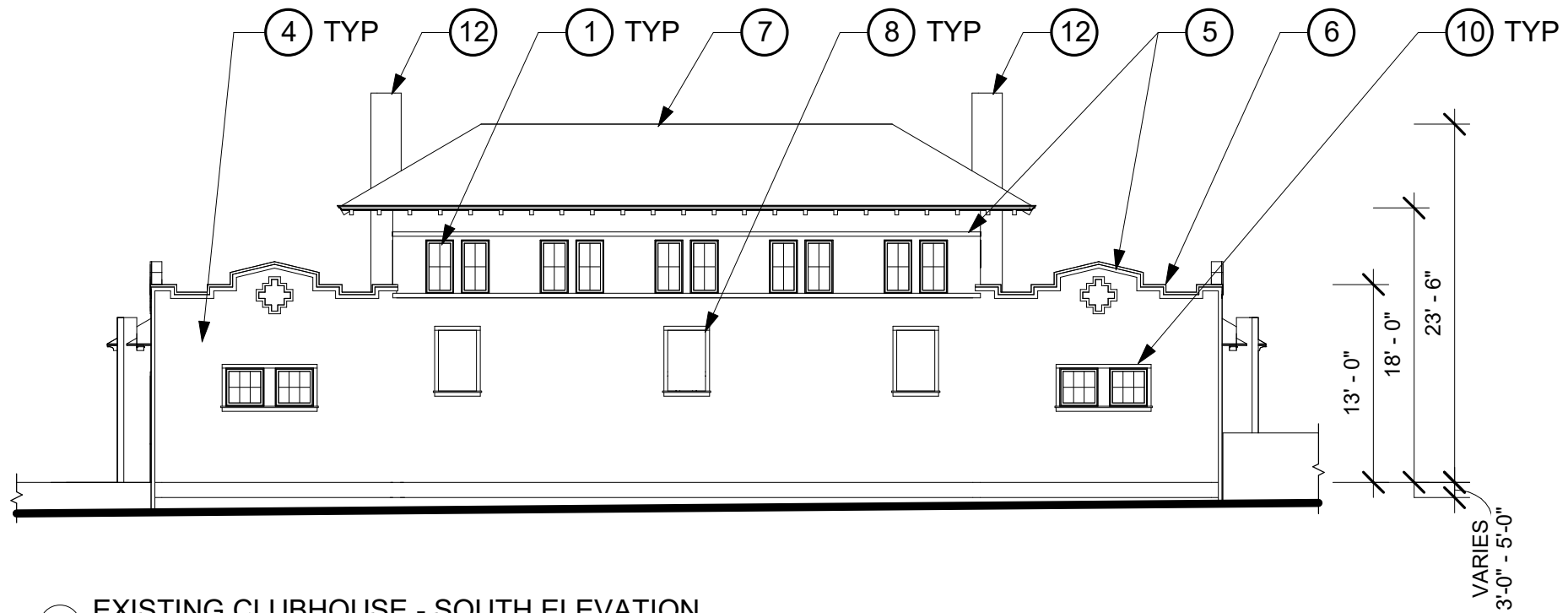
EXISTING CLUBHOUSE
- ELEVATIONS

As indicated

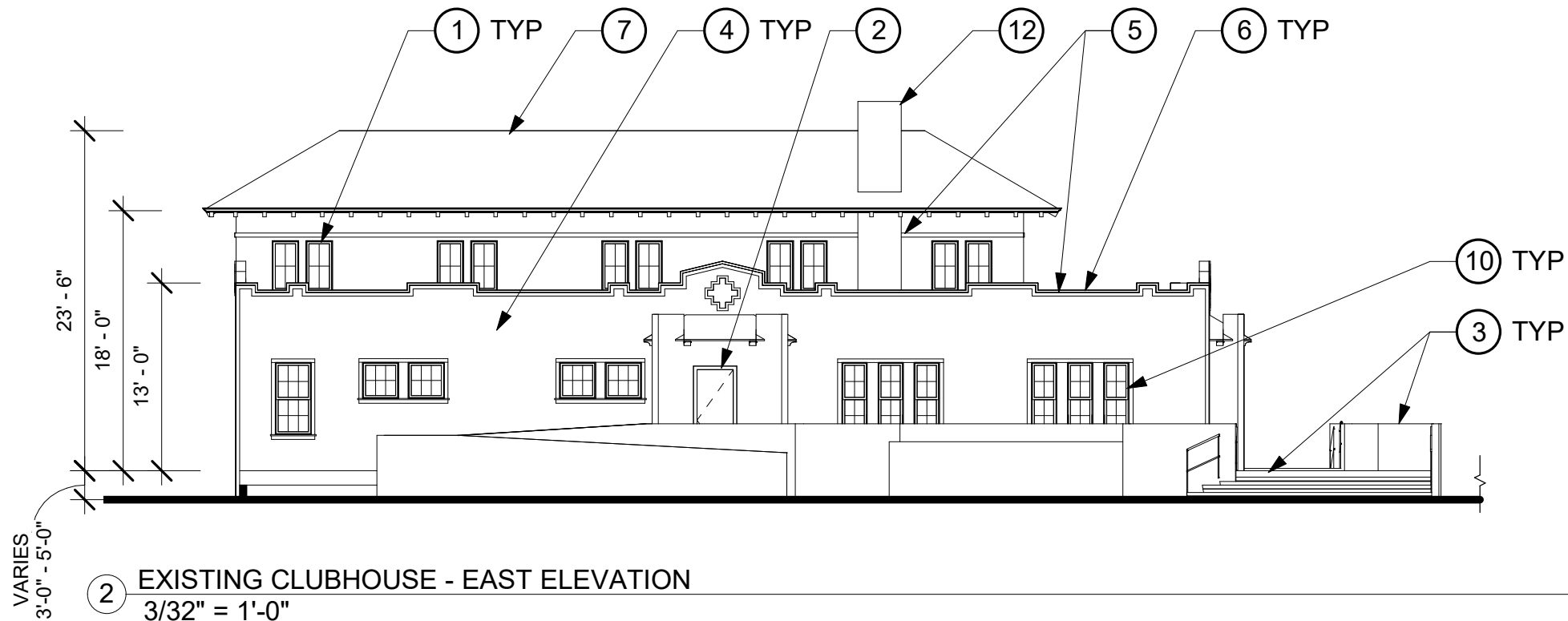
03/18/2022

A1.02

EXISTING CLUBHOUSE - ELEVATIONS



① EXISTING CLUBHOUSE - SOUTH ELEVATION
3/32" = 1'-0"



② EXISTING CLUBHOUSE - EAST ELEVATION
3/32" = 1'-0"

SHEET NOTES

- ① WOOD WINDOW W/ WOOD TRIM
- ② HOLLOW MTL DOOR W/ MTL TRIM
- ③ RAISED TREX DECK & LOW CEMENT PLASTER WALLS
- ④ EXTERIOR FINISH - PAINTED FLUSH (T&G) WOOD SIDING
- ⑤ EXTERIOR WOOD TRIM, TYP
- ⑥ GA SHT MTL CAP FLASHING AT PARAPET
- ⑦ COMPOSITION SHINGLE ROOFING
- ⑧ INFILL PANEL AT OPENING
- ⑨ INFILL PANEL W/ TILE MURAL
- ⑩ SECURITY GRILLE AT ALL LEVEL 1 WINDOWS
- ⑪ METAL DOOR
- ⑫ CHIMNEY

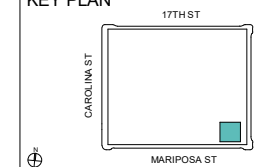
NOTE: SEE A5.13 FOR EXISTING WINDOW & DOOR KEY ELEVATIONS



Jackson Liles
ARCHITECTURE

JACKSON PARK CLUBHOUSE RELOCATION & ADDITION

KEY PLAN



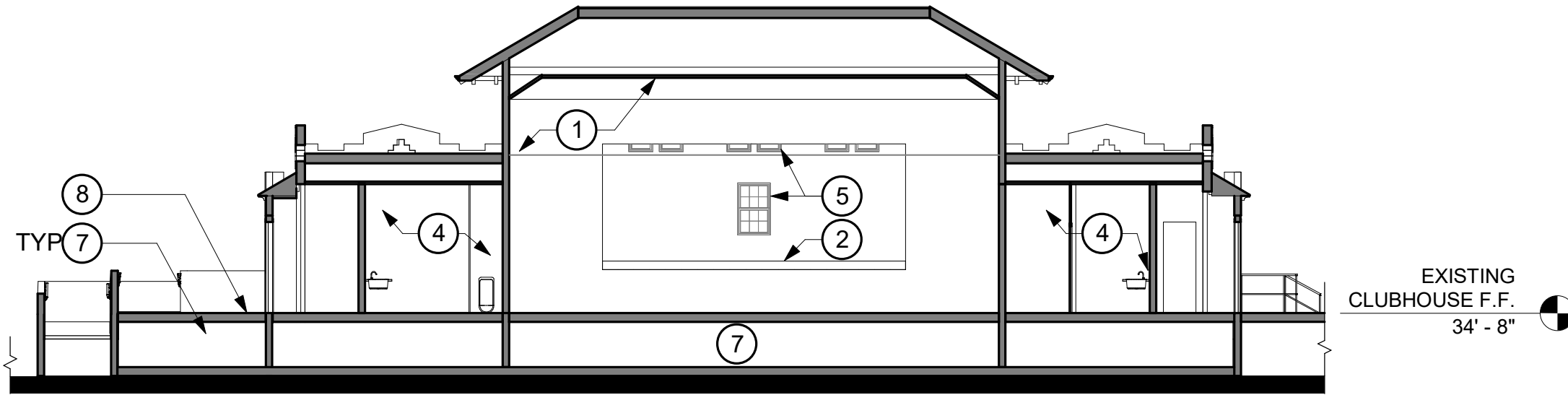
EXISTING CLUBHOUSE
- ELEVATIONS

As indicated

03/18/2022

A1.03

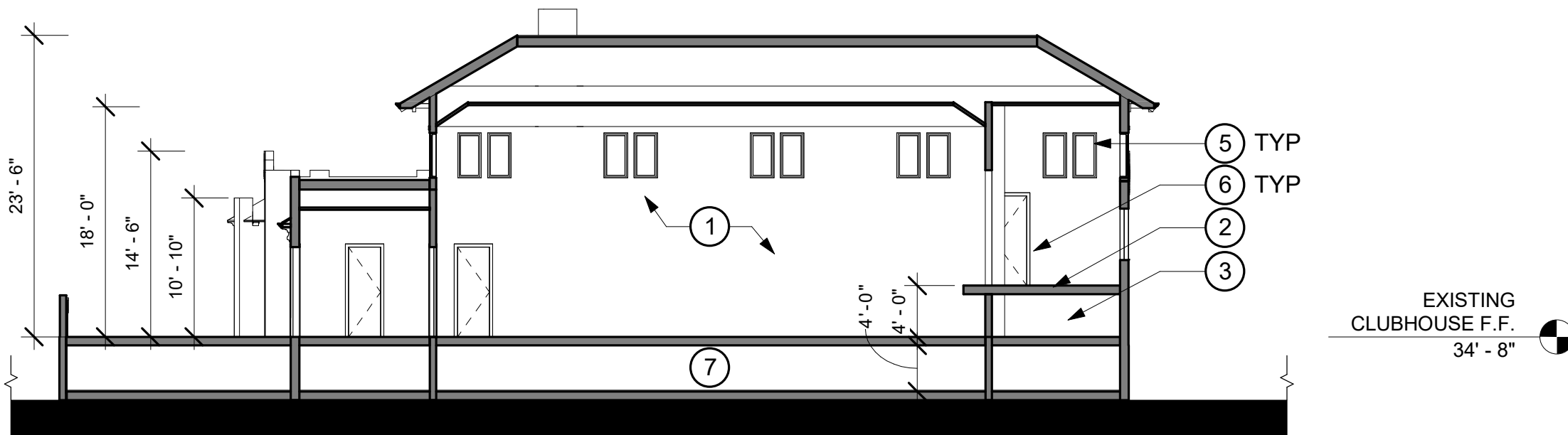
EXISTING CLUBHOUSE - SECTIONS



1 EXISTING CLUBHOUSE - SECTION
3/32" = 1'-0"

SHEET NOTES

- 1 PAINTED WOOD PANELING & TRIM, TYP
- 2 RAISED WOOD STAGE
- 3 STORAGE UNDER STAGE
- 4 PAINTED WOOD PANELING & TRIM W/ TILE WAINSCOT AT RESTROOMS, TYP
- 5 WINDOW W/ WOOD TRIM
- 6 WOOD DOOR W/ WOOD TRIM
- 7 CRAWL SPACE
- 8 RAISED WOOD DECK AND LOW WALLS



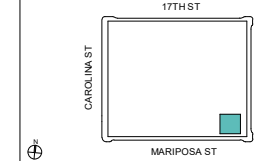
2 EXISTING CLUBHOUSE - SECTION
3/32" = 1'-0"



Jackson Liles
ARCHITECTURE

JACKSON PARK CLUBHOUSE RELOCATION & ADDITION

KEY PLAN



EXISTING CLUBHOUSE
- SECTIONS

As indicated

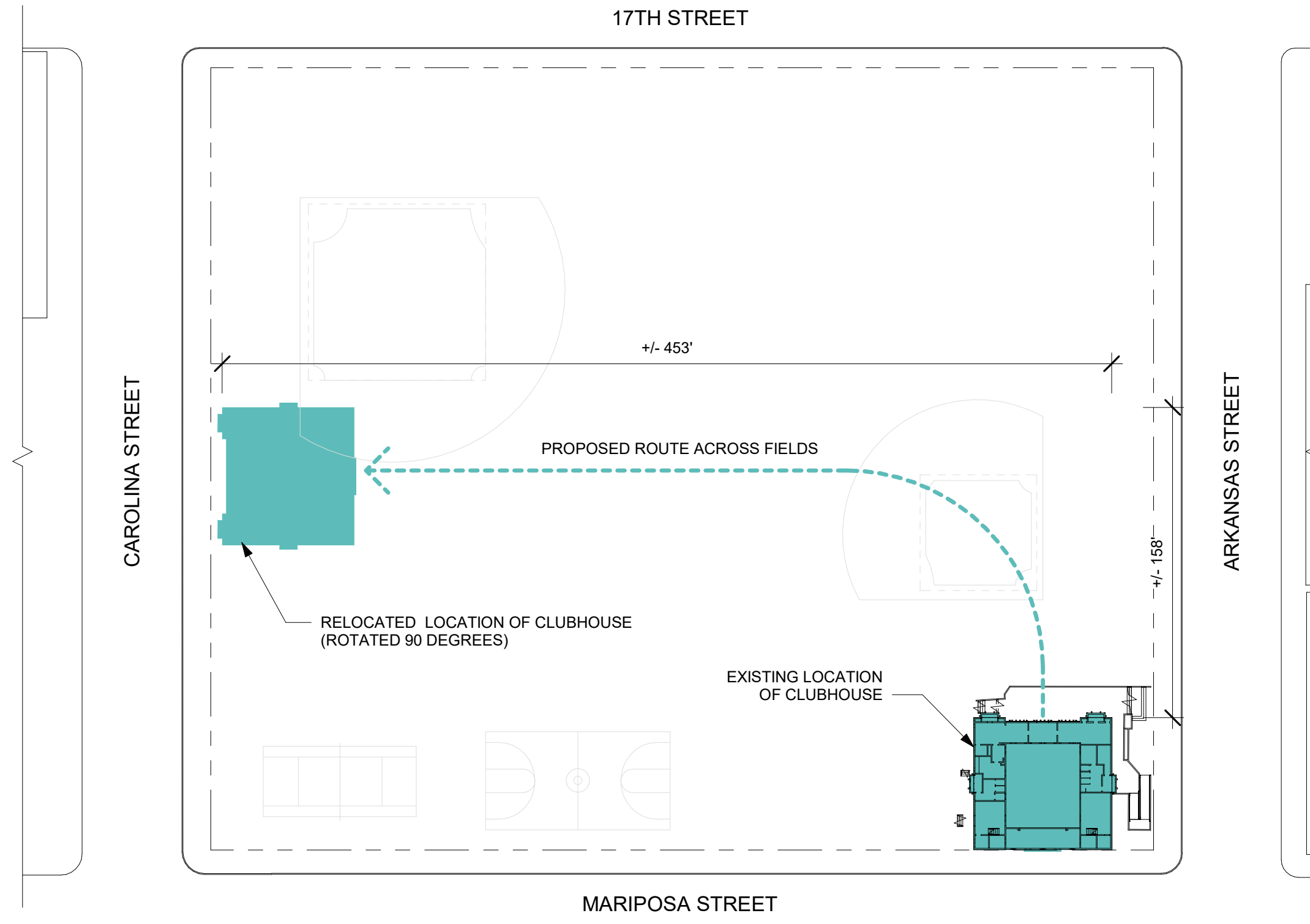
03/18/2022

A1.04

CLUBHOUSE RELOCATION PLAN

GENERAL NOTES

- A. BACKSTOP, BLEACHERS, LIGHT POLES, FENCING, ETC. TO BE DEMOLISHED IN ADVANCE OF BUILDING RELOCATION
- B. REFER TO RELOCATION REPORT FOR SPECIFIC ACTIVITIES AND REQUIREMENTS ASSOCIATED WITH BUILDING RELOCATION

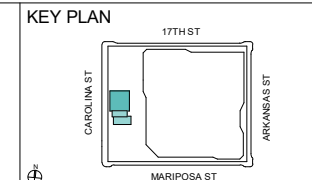


SITE PLAN - CLUBHOUSE RELOCATION PLAN
1" = 60'-0"



Jackson Liles
ARCHITECTURE

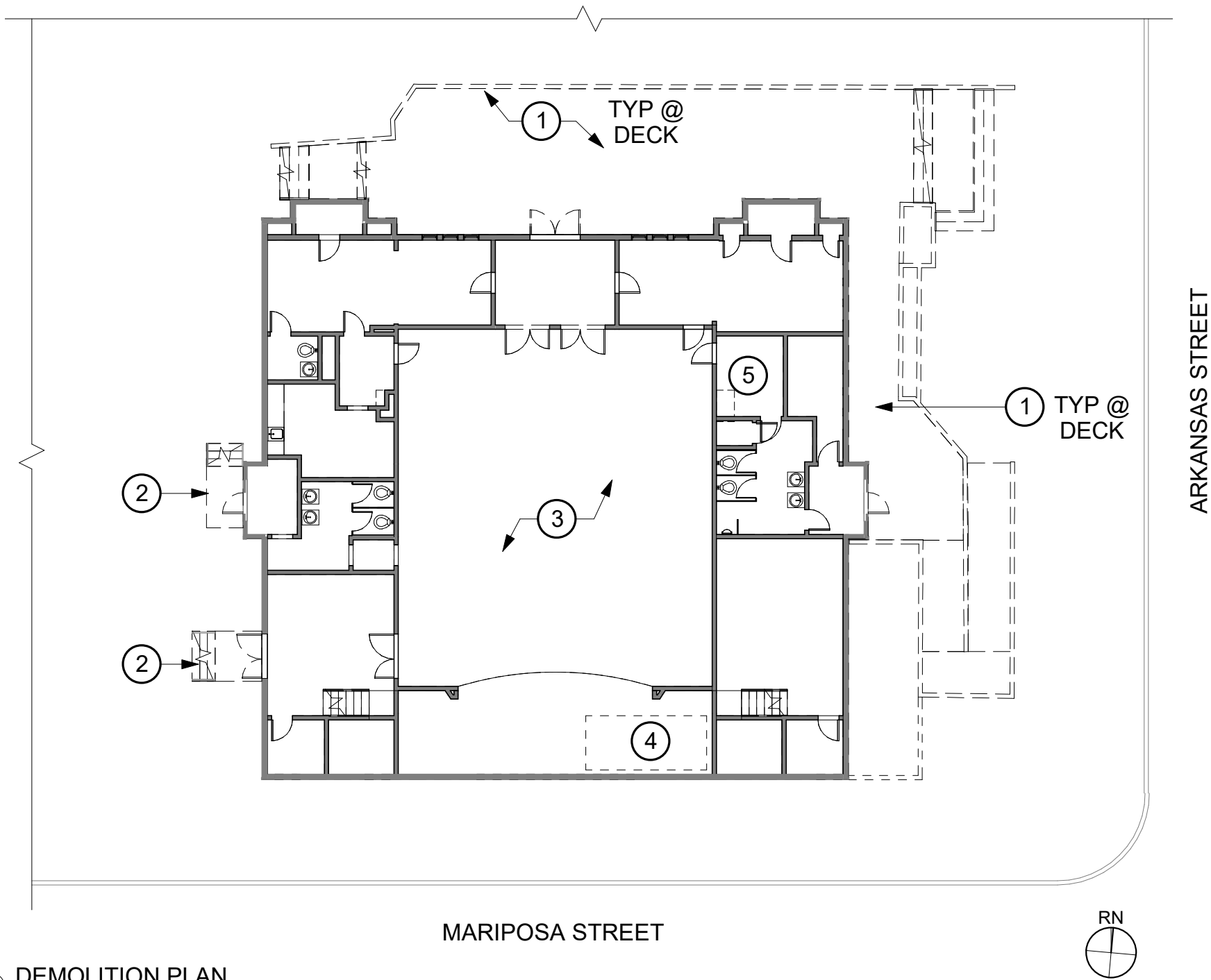
JACKSON PARK CLUBHOUSE RELOCATION & ADDITION



CLUBHOUSE
RELOCATION PLAN

1" = 60'-0"
03/18/2022
A2.01

CLUBHOUSE RELOCATION DEMOLITION PLAN (PHASE 1 DEMOLITION)



1 DEMOLITION PLAN
1/16" = 1'-0"

GENERAL NOTES

- A. THIS DEMOLITION IS TO OCCUR IN PREPARATION FOR BUILDING RELOCATION
- B. PREPARE (E) CLUBHOUSE FOR RELOCATION
- C. PROTECT ALL COMPONENTS OF THE BUILDING WHICH ARE TO REMAIN & BE RENOVATED, INCLUDING EXTERIOR FINISHES, DOORS & WINDOWS, AND OTHER ARCHITECTURAL ELEMENTS
- D. DISCONNECT ALL UTILITIES AND REMOVE PIPING, CONDUITS, WIRING, ETC. THAT EXTEND UNDER THE BUILDING OR BEYOND THE BUILDING ENVELOPE
- E. RETAIN INTERIOR PARTITIONS SLATED FOR FUTURE DEMOLITION AS NEEDED FOR BRACING
- F. COMPLETE DEMOLITION OF INTERIOR CABINETRY, HVAC AND PLUMBING EQUIPMENT, ELECTRICAL TRANSFORMERS AND MAIN PANELS, WALL MOUNTED ITEMS, AND ANY OTHER ITEMS INDICATED ON THE DRAWINGS

DEMOLITION NOTES

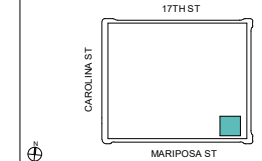
- 1 REMOVE (E) DECK, INCLUDING DECK STRUCTURE, STAIRS, RAMPS, WALLS, & RAILINGS
- 2 REMOVE (E) EXTERIOR STAIR & RAILINGS
- 3 PARTIAL DEMOLITION OF EXISTING STRUCTURE UNDER THE BUILDING MAY BE REQUIRED TO INSTALL STEEL SUPPORT BEAMS FOR BUILDING RELOCATION
- 4 REMOVE ELECTRICAL TRANSFORMERS, PANELS AND ALL EQUIPMENT LOCATED IN THE CAGED AREA ON THE STAGE
- 5 REMOVE FURNACE, MECHANICAL EQUIP AND PRIMARY DUCTWORK



Jackson Liles
ARCHITECTURE

JACKSON PARK CLUBHOUSE RELOCATION & ADDITION

KEY PLAN



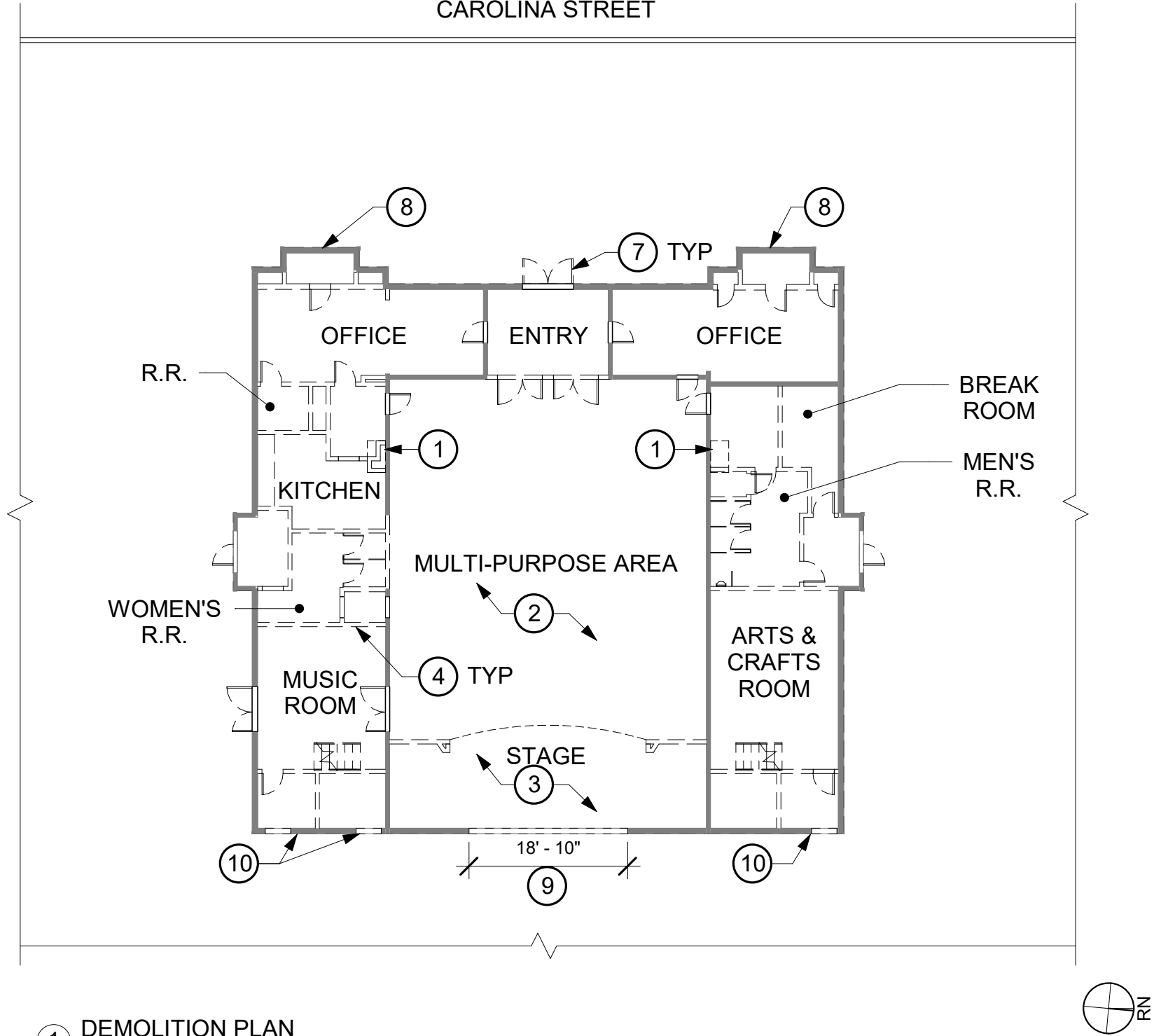
CLUBHOUSE
RELOCATION
DEMOLITION PLAN

1/16" = 1'-0"

03/18/2022

A2.02

CLUBHOUSE RENOVATION DEMOLITION PLAN (PHASE 2 DEMOLITION)



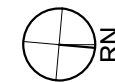
GENERAL NOTES

- A. THIS DEMOLITION IS TO OCCUR AFTER THE BUILDING HAS BEEN RELOCATED.
- B. AFTER BUILDING IS RELOCATED TO NEW LOCATION IT WILL BE RAISED ON CRIBBING SO THE NEW FOUNDATION CAN BE BUILT BELOW THE BUILDING
- C. WHEN FOUNDATION IS COMPLETE, LOWER THE CLUBHOUSE SUCH THAT IT IS BROUGHT DOWN TO GRADE ON A NEW FOUNDATION WITH CRAWL SPACE
- D. RETAIN & PROTECT INTERIOR TRIM FOR ALL WINDOWS & DOORS TO REMAIN
- E. REMOVE (E) INTERIOR WALL AND CEILING FINISHES.
- F. REMOVE (E) PLUMBING, LIGHT, AND MECHANICAL FIXTURES AND OTHER COMPONENTS
- G. REMOVE BRICK CHIMNEYS
- H. REMOVE ALL ROOFING & BUILDING PAPER

DEMOLITION NOTES

- ① REMOVE (E) WOOD PANELING AT ALL INTERIOR WALLS, TYP
- ② REMOVE (E) WOOD PANELING AT ALL CEILINGS, TYP
- ③ REMOVE (E) RAISED STAGE FLOOR (STAGE SITS OVER THE (E) SUBFLOOR)
- ④ REMOVE (E) WALL
- ⑤ NOT USED
- ⑥ NOT USED
- ⑦ REMOVE (E) MTL DOOR AND FRAME
- ⑧ REMOVE INFILL PANEL INSTALLED IN 1959-61
- ⑨ REMOVE PORTION OF WALL FOR (N) OPENING
- ⑩ REMOVE PORTION OF WALL FOR (N) DOOR

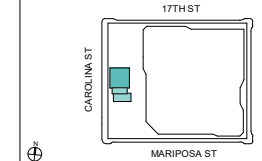
① DEMOLITION PLAN
1/16" = 1'-0"



Jackson Liles
ARCHITECTURE

JACKSON PARK CLUBHOUSE RELOCATION & ADDITION

KEY PLAN



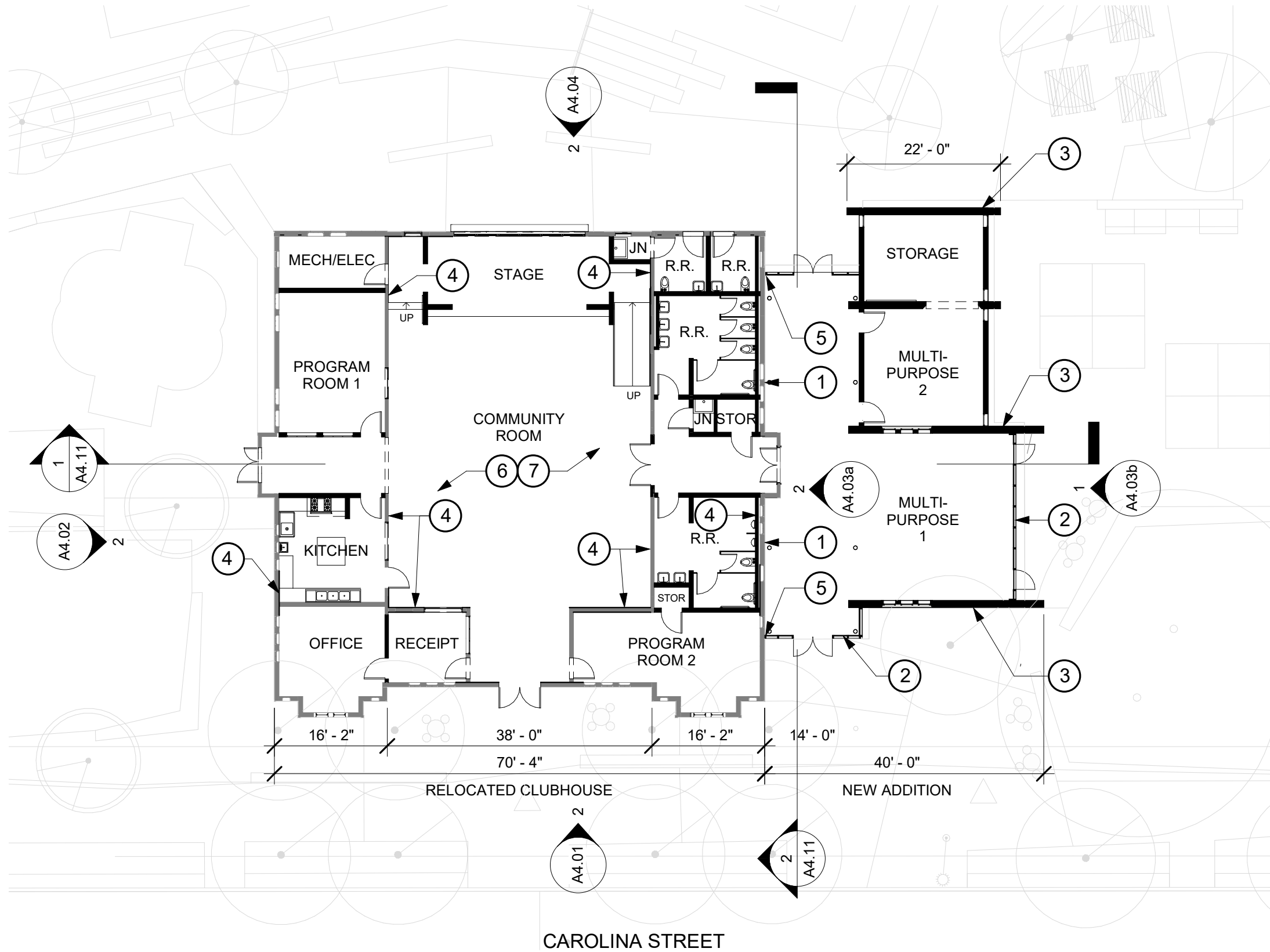
CLUBHOUSE
RENOVATION
DEMOLITION PLAN

1/16" = 1'-0"

03/18/2022

A2.03

PROPOSED FLOOR PLAN



SHEET NOTES

- ① (E) EXTERIOR WALL OF RELOCATED CLUBHOUSE TO REMAIN AND BECOME INTERIOR SURFACE OF ADDITION
- ② (N) CURTAIN WALL TO PROVIDE TRANSPARENCY TO SEE FULL EXTERIOR OF CLUBHOUSE
- ③ (N) HORIZONTAL BOARD FORM CONCRETE WALL, CLEAR MATTE FINISH
- ④ POTENTIAL SHEAR WALL LOCATION
- ⑤ SINGLE POINT OF CONTACT ON FACADE OF EXISTING BUILDING. NEW STOREFRONT TO BE INSTALLED TO ALLOW FOR FUTURE POTENTIAL REMOVAL, IF NECESSARY
- ⑥ (N) WOOD PANELING & TRIM AT WALLS
- ⑦ (N) WOOD FLOOR

NOTE: SEE A5.11 - A6.07 FOR WINDOW & DOOR KEY PLANS, ELEVATIONS, LEGEND, & SCHEDULES

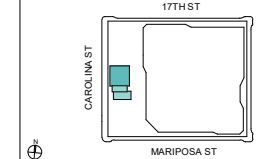


Jackson Liles
ARCHITECTURE

JACKSON PARK CLUBHOUSE RELOCATION & ADDITION



KEY PLAN



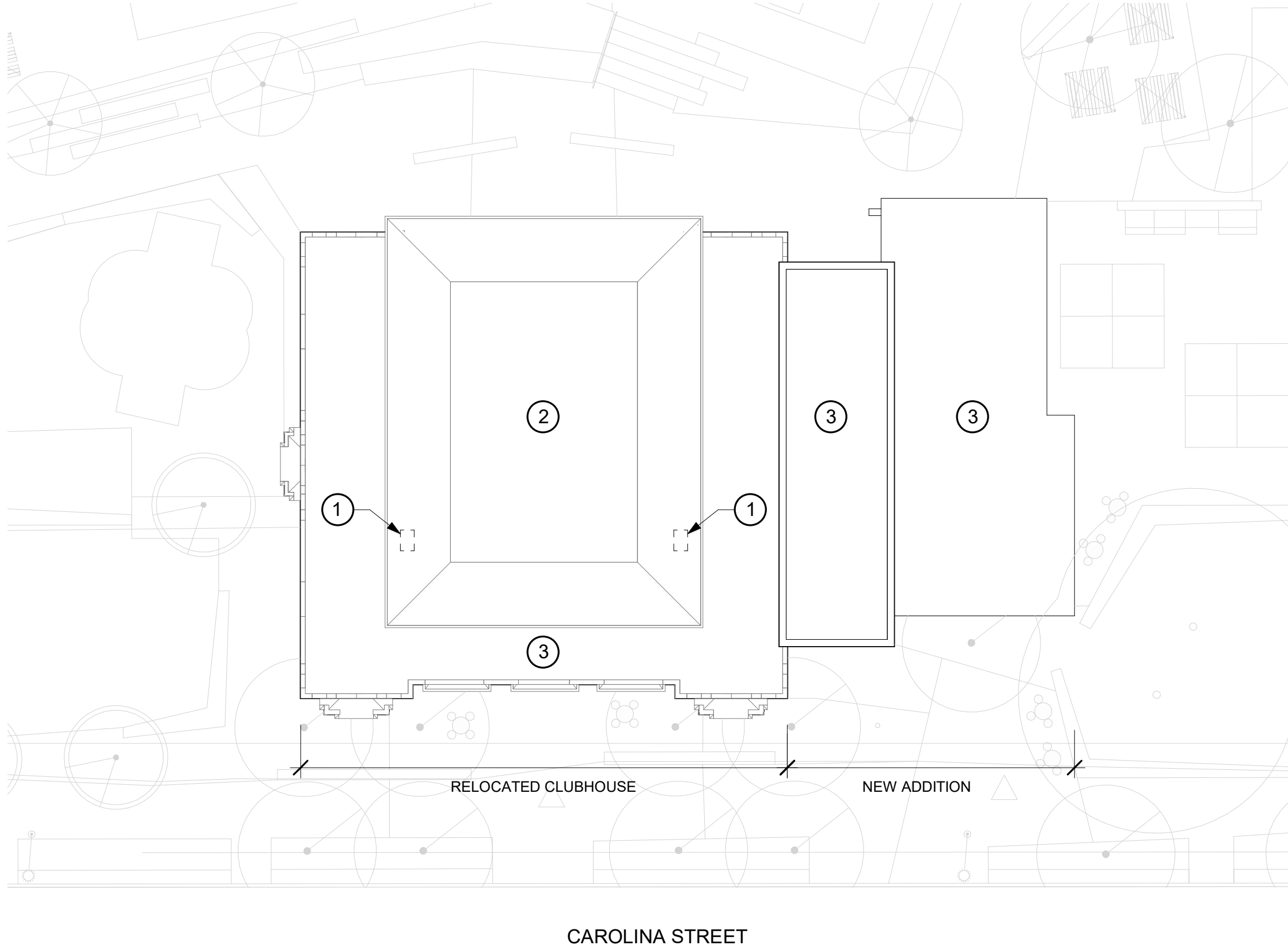
PROPOSED FLOOR
PLAN

1/16" = 1'-0"

03/18/2022

A3.01

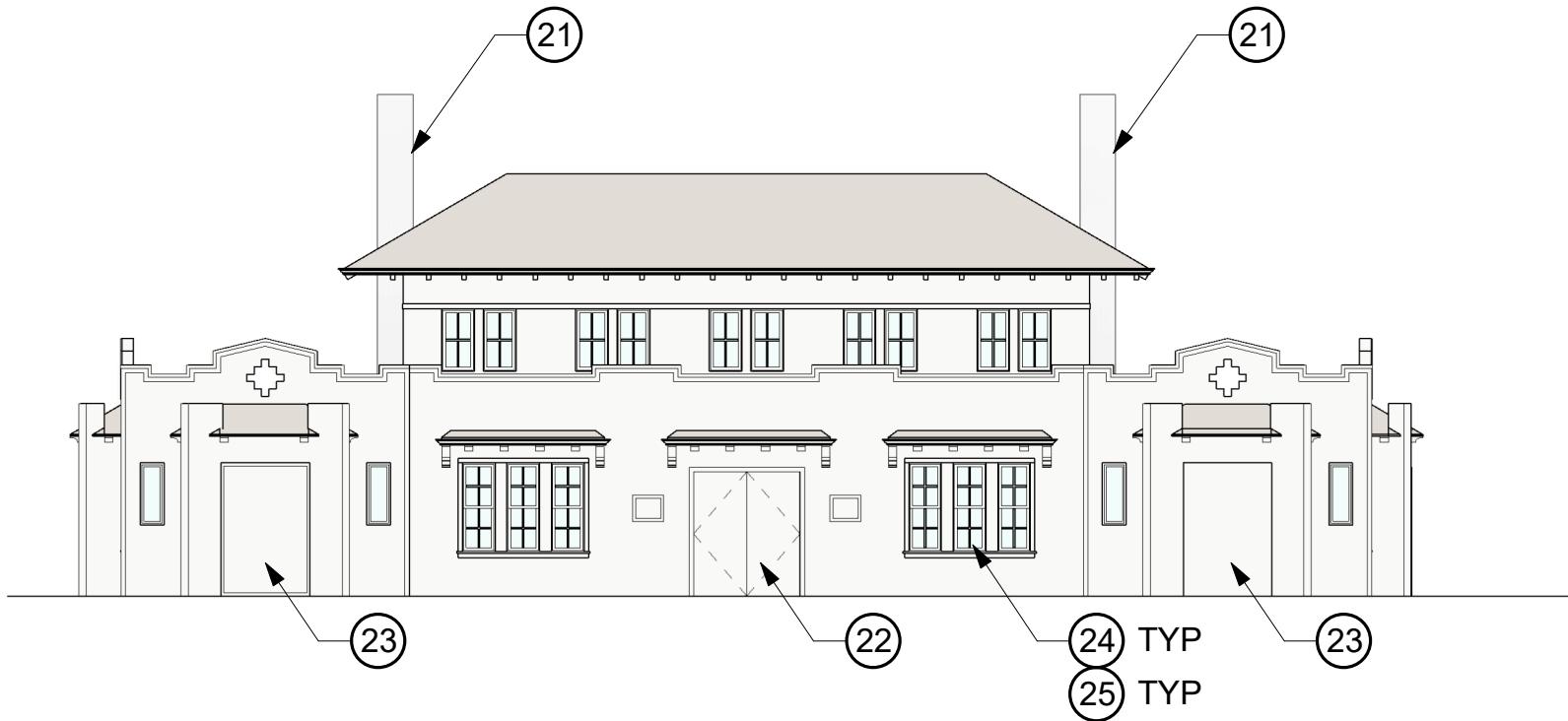
PROPOSED ROOF PLAN



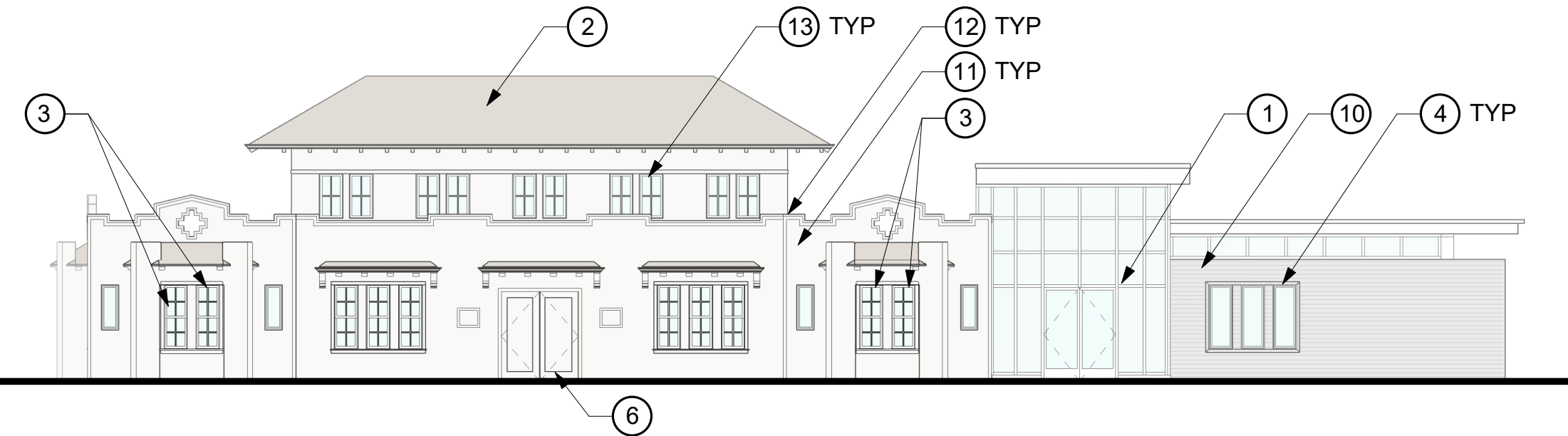
SHEET NOTES

- ① PATCH ROOF WHERE CHIMNEY REMOVAL OCCURRED
- ② (N) COMPOSITION SHINGLE ROOF
- ③ (N) MEMBRANE ROOF AT AREAS OF FLAT ROOF, COLOR TO MEET COOL ROOF REQ

WEST ELEVATIONS - EXISTING & PROPOSED



1 EXISTING CLUBHOUSE (RELOCATED) - WEST ELEVATION
3/32" = 1'-0"



2 PROPOSED - WEST ELEVATION
3/32" = 1'-0"

SHEET NOTES

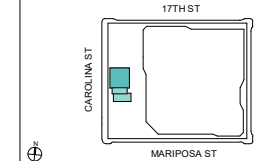
- 1 (N) GLAZING. HORIZONTAL MULLIONS TO ALIGN WITH DESIGN ELEMENTS FROM CLUBHOUSE
- 2 (N) COMPOSITION SHINGLE ROOF
- 3 (N) WOOD WINDOWS AND TRIM TO MATCH EXISTING
- 4 (N) ALUM FRAMED WINDOWS AT ADDITION
- 5 (N) HORIZONTAL MTL PANEL & LOUVER
- 6 (N) DOOR SYMPATHETIC TO HISTORIC CHARACTER
- 7 (N) ADDITION BEYOND
- 8 (N) GLAZED FOLDING DOOR TO CONNECT STAGE TO OUTDOOR THEATER
- 9 RENOVATED CLUBHOUSE BEYOND
- 10 BOARD FORM CONCRETE: BOARD FORM DIM. TO BE SIZED TO RELATE TO SPACE OF EXISTING FLUSH WOOD SIDING
- 11 PREP, PRIME, AND PAINT WOOD CLADDING & TRIM
- 12 PREP, PRIME, AND PAINT FLASHING, REPLACE AS REQ'D TO MATCH (E)
- 13 REHABILITATE (E) WINDOW FRAME, SASH, AND TRIM, REPLACE GLASS
- 14 PATCH / INFILL / REPAIR AREA & FINISH TO MATCH ADJ SURFACE TREATMENT
- 21 (E) CHIMNEY TO BE REMOVED
- 22 (E) NON-HISTORIC HOLLOW MTL DOOR TO BE REPLACED
- 23 (E) NON-ORIGINAL INFILL PANEL TO BE REMOVED
- 24 (E) NON-ORIGINAL SECURITY GRATING TO BE REMOVED AT WINDOWS, TYP
- 25 (E) WINDOW FRAME AND SASH TO BE RETAINED, TYP
- 26 REMOVE PORTION OF (E) WALL FOR (N) DOOR



Jackson Liles
ARCHITECTURE

JACKSON PARK CLUBHOUSE RELOCATION & ADDITION

KEY PLAN



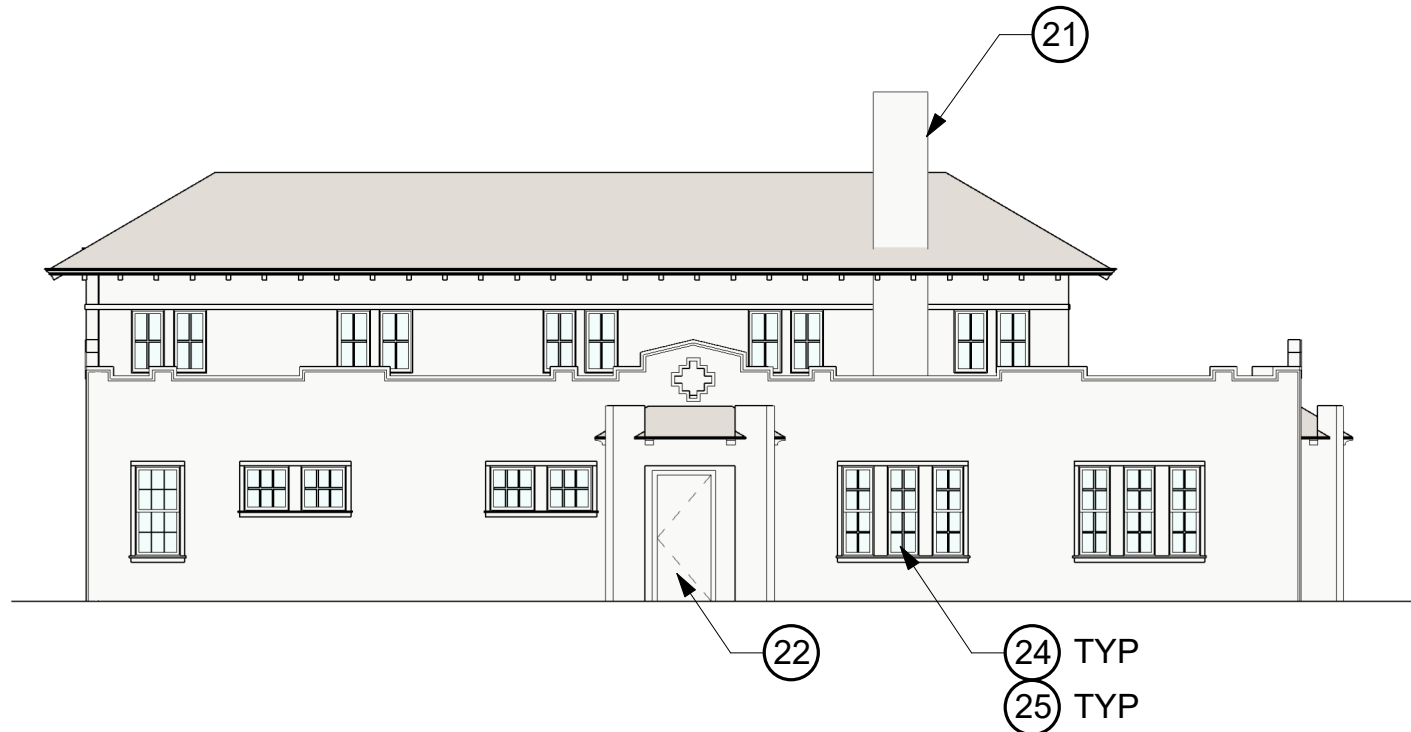
WEST ELEVATIONS -
EXISTING &
PROPOSED

As indicated

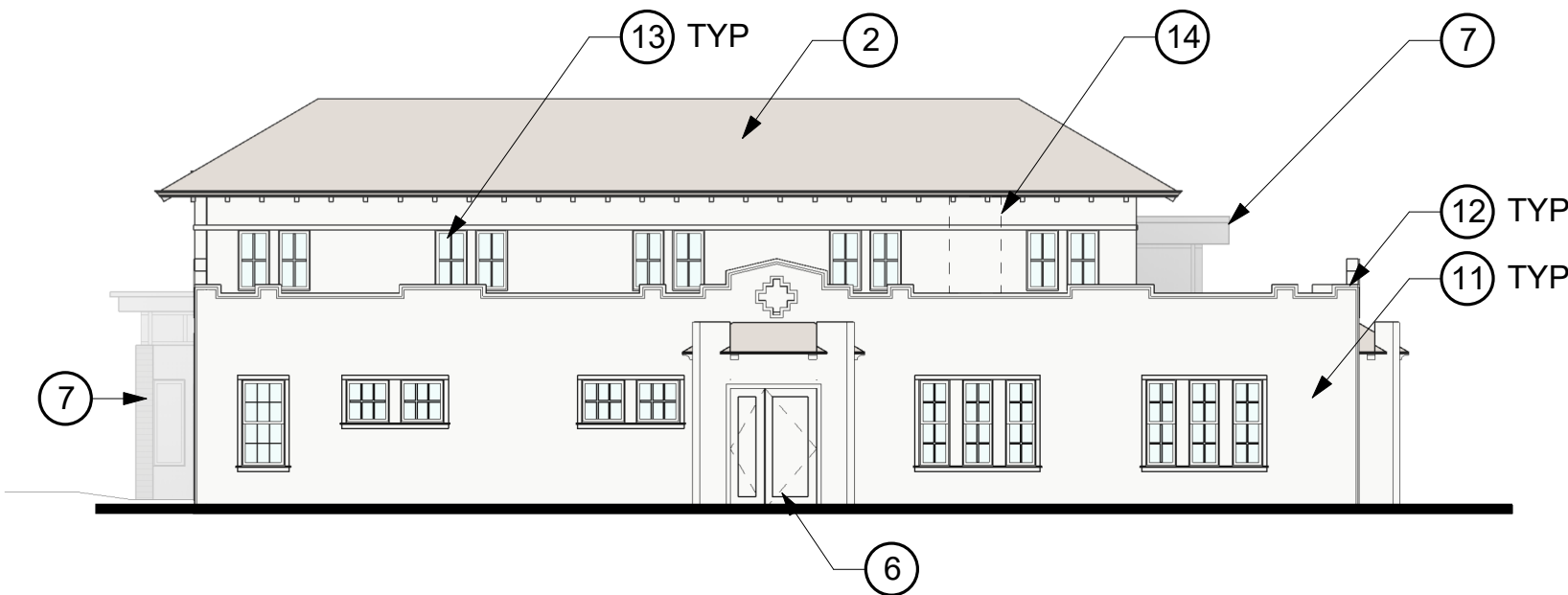
03/18/2022

A4.01

NORTH ELEVATIONS - EXISTING & PROPOSED



① EXISTING CLUBHOUSE (RELOCATED) - NORTH ELEVATION
3/32" = 1'-0"



② PROPOSED - NORTH ELEVATION
3/32" = 1'-0"

SHEET NOTES

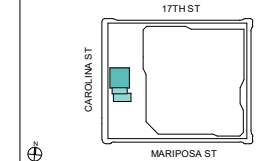
- ① (N) GLAZING. HORIZONTAL MULLIONS TO ALIGN WITH DESIGN ELEMENTS FROM CLUBHOUSE
- ② (N) COMPOSITION SHINGLE ROOF
- ③ (N) WOOD WINDOWS AND TRIM TO MATCH EXISTING
- ④ (N) ALUM FRAMED WINDOWS AT ADDITION
- ⑤ (N) HORIZONTAL MTL PANEL & LOUVER
- ⑥ (N) DOOR SYMPATHETIC TO HISTORIC CHARACTER
- ⑦ (N) ADDITION BEYOND
- ⑧ (N) GLAZED FOLDING DOOR TO CONNECT STAGE TO OUTDOOR THEATER
- ⑨ RENOVATED CLUBHOUSE BEYOND
- ⑩ BOARD FORM CONCRETE: BOARD FORM DIM. TO BE SIZED TO RELATE TO SPACE OF EXISTING FLUSH WOOD SIDING
- ⑪ PREP, PRIME, AND PAINT WOOD CLADDING & TRIM
- ⑫ PREP, PRIME, AND PAINT FLASHING, REPLACE AS REQ'D TO MATCH (E)
- ⑬ REHABILITATE (E) WINDOW FRAME, SASH, AND TRIM, REPLACE GLASS
- ⑭ PATCH / INFILL / REPAIR AREA & FINISH TO MATCH ADJ SURFACE TREATMENT
- ⑮ (E) CHIMNEY TO BE REMOVED
- ⑯ (E) NON-HISTORIC HOLLOW MTL DOOR TO BE REPLACED
- ⑰ (E) NON-ORIGINAL INFILL PANEL TO BE REMOVED
- ⑱ (E) NON-ORIGINAL SECURITY GRATING TO BE REMOVED AT WINDOWS, TYP
- ⑲ (E) WINDOW FRAME AND SASH TO BE RETAINED, TYP
- ⑳ REMOVE PORTION OF (E) WALL FOR (N) DOOR



Jackson Liles
ARCHITECTURE

JACKSON PARK CLUBHOUSE RELOCATION & ADDITION

KEY PLAN



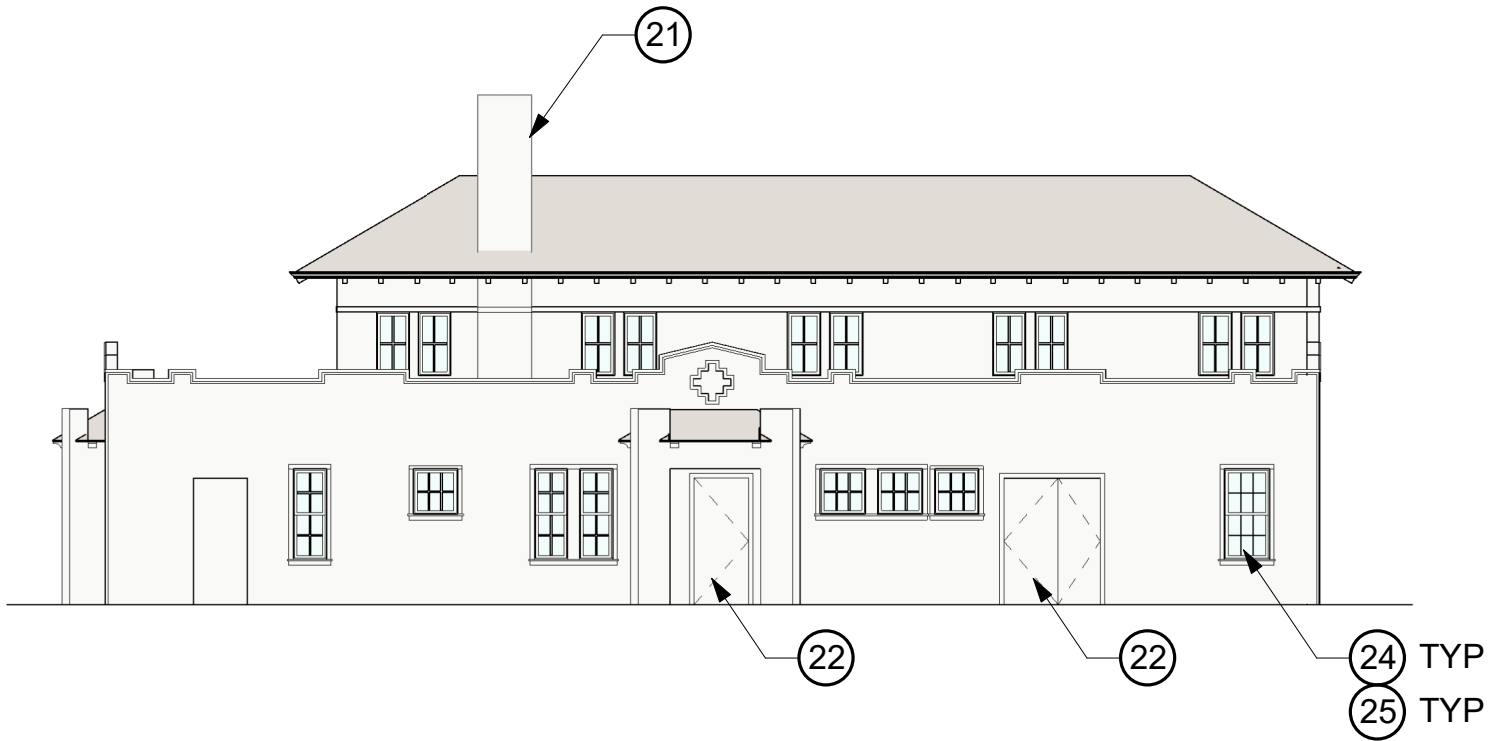
NORTH ELEVATIONS -
EXISTING &
PROPOSED

As indicated

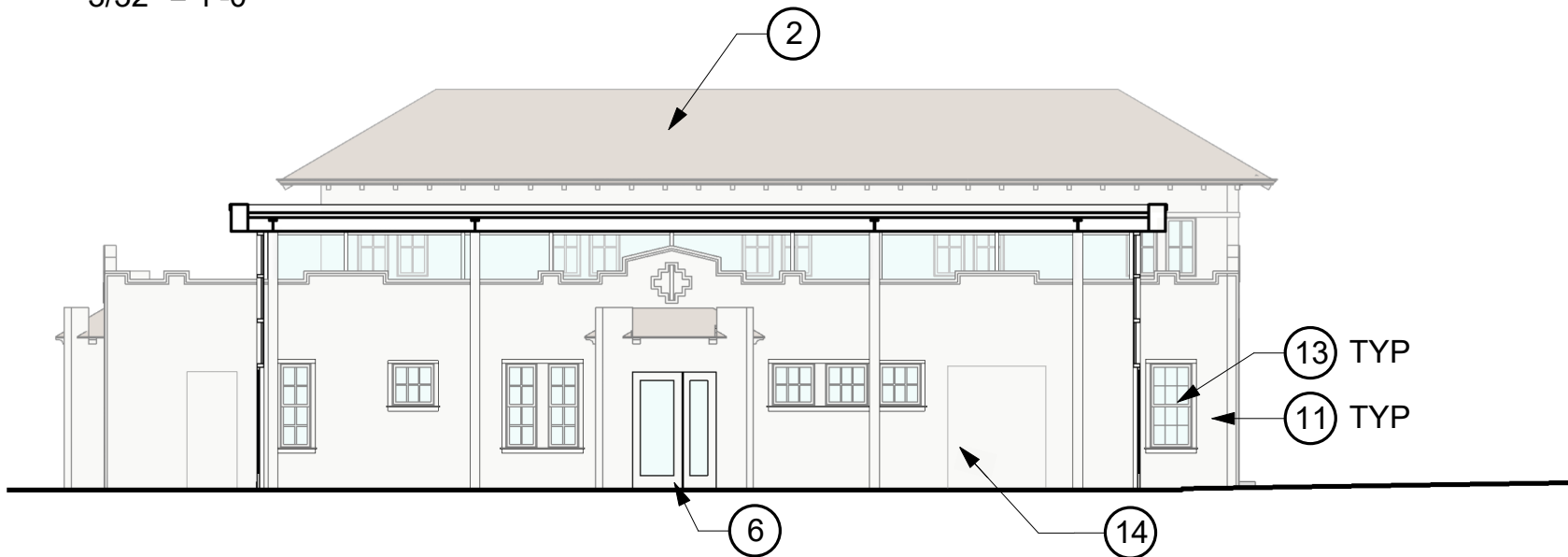
03/18/2022

A4.02

SOUTH ELEVATIONS - EXISTING & PROPOSED



① EXISTING CLUBHOUSE (RELOCATED) - SOUTH ELEVATION
3/32" = 1'-0"



② PROPOSED - SOUTH SECTION THROUGH NEW ADDITION
3/32" = 1'-0"

SHEET NOTES

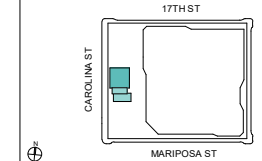
- ① (N) GLAZING. HORIZONTAL MULLIONS TO ALIGN WITH DESIGN ELEMENTS FROM CLUBHOUSE
- ② (N) COMPOSITION SHINGLE ROOF
- ③ (N) WOOD WINDOWS AND TRIM TO MATCH EXISTING
- ④ (N) ALUM FRAMED WINDOWS AT ADDITION
- ⑤ (N) HORIZONTAL MTL PANEL & LOUVER
- ⑥ (N) DOOR SYMPATHETIC TO HISTORIC CHARACTER
- ⑦ (N) ADDITION BEYOND
- ⑧ (N) GLAZED FOLDING DOOR TO CONNECT STAGE TO OUTDOOR THEATER
- ⑨ RENOVATED CLUBHOUSE BEYOND
- ⑩ BOARD FORM CONCRETE: BOARD FORM DIM. TO BE SIZED TO RELATE TO SPACE OF EXISTING FLUSH WOOD SIDING
- ⑪ PREP, PRIME, AND PAINT WOOD CLADDING & TRIM
- ⑫ PREP, PRIME, AND PAINT FLASHING, REPLACE AS REQ'D TO MATCH (E)
- ⑬ REHABILITATE (E) WINDOW FRAME, SASH, AND TRIM, REPLACE GLASS
- ⑭ PATCH / INFILL / REPAIR AREA & FINISH TO MATCH ADJ SURFACE TREATMENT
- ⑮ (E) CHIMNEY TO BE REMOVED
- ⑯ (E) NON-HISTORIC HOLLOW MTL DOOR TO BE REPLACED
- ⑰ (E) NON-ORIGINAL INFILL PANEL TO BE REMOVED
- ⑱ (E) NON-ORIGINAL SECURITY GRATING TO BE REMOVED AT WINDOWS, TYP
- ⑲ (E) WINDOW FRAME AND SASH TO BE RETAINED, TYP
- ⑳ REMOVE PORTION OF (E) WALL FOR (N) DOOR



Jackson Liles
ARCHITECTURE

JACKSON PARK CLUBHOUSE RELOCATION & ADDITION

KEY PLAN



SOUTH ELEVATIONS -
EXISTING &
PROPOSED

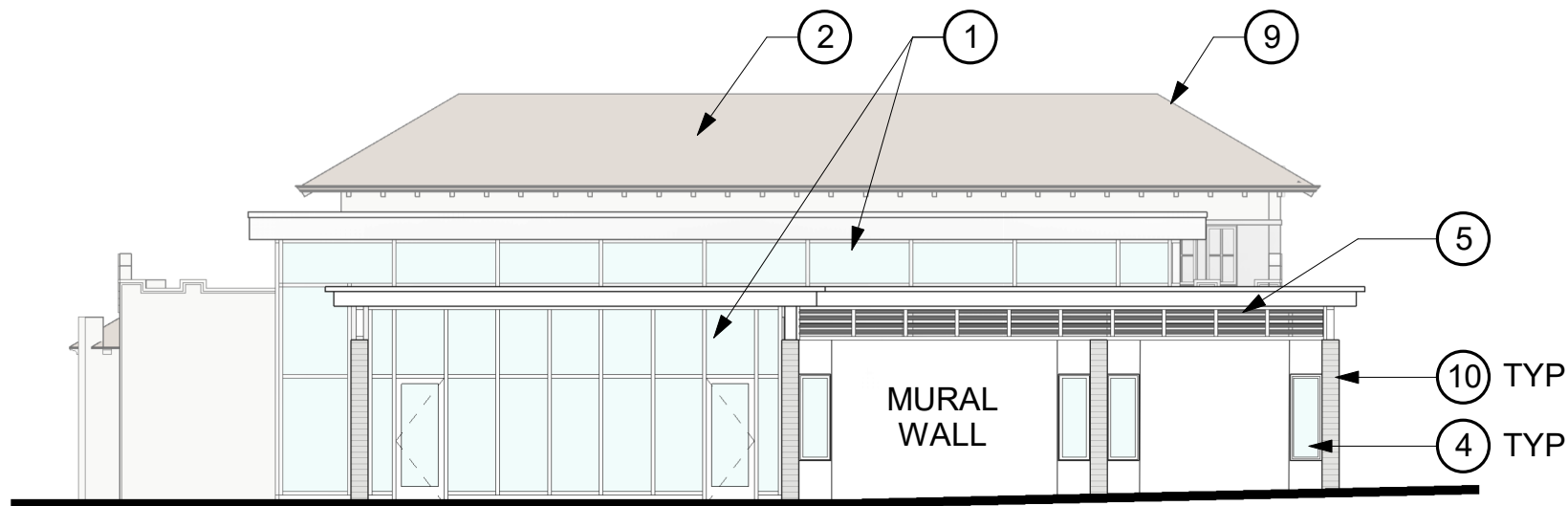
As indicated

03/18/2022

A4.03a

SOUTH ELEVATIONS - PROPOSED

NOTE:
SEE A4.03a FOR EXISTING SOUTH ELEVATION



1 PROPOSED - SOUTH ELEVATION
3/32" = 1'-0"

SHEET NOTES

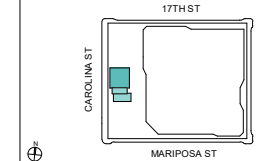
- 1 (N) GLAZING. HORIZONTAL MULLIONS TO ALIGN WITH DESIGN ELEMENTS FROM CLUBHOUSE
- 2 (N) COMPOSITION SHINGLE ROOF
- 3 (N) WOOD WINDOWS AND TRIM TO MATCH EXISTING
- 4 (N) ALUM FRAMED WINDOWS AT ADDITION
- 5 (N) HORIZONTAL MTL PANEL & LOUVER
- 6 (N) DOOR SYMPATHETIC TO HISTORIC CHARACTER
- 7 (N) ADDITION BEYOND
- 8 (N) GLAZED FOLDING DOOR TO CONNECT STAGE TO OUTDOOR THEATER
- 9 RENOVATED CLUBHOUSE BEYOND
- 10 BOARD FORM CONCRETE: BOARD FORM DIM. TO BE SIZED TO RELATE TO SPACE OF EXISTING FLUSH WOOD SIDING
- 11 PREP, PRIME, AND PAINT WOOD CLADDING & TRIM
- 12 PREP, PRIME, AND PAINT FLASHING, REPLACE AS REQ'D TO MATCH (E)
- 13 REHABILITATE (E) WINDOW FRAME, SASH, AND TRIM, REPLACE GLASS
- 14 PATCH / INFILL / REPAIR AREA & FINISH TO MATCH ADJ SURFACE TREATMENT
- 21 (E) CHIMNEY TO BE REMOVED
- 22 (E) NON-HISTORIC HOLLOW MTL DOOR TO BE REPLACED
- 23 (E) NON-ORIGINAL INFILL PANEL TO BE REMOVED
- 24 (E) NON-ORIGINAL SECURITY GRATING TO BE REMOVED AT WINDOWS, TYP
- 25 (E) WINDOW FRAME AND SASH TO BE RETAINED, TYP
- 26 REMOVE PORTION OF (E) WALL FOR (N) DOOR



Jackson Liles
ARCHITECTURE

JACKSON PARK CLUBHOUSE RELOCATION & ADDITION

KEY PLAN



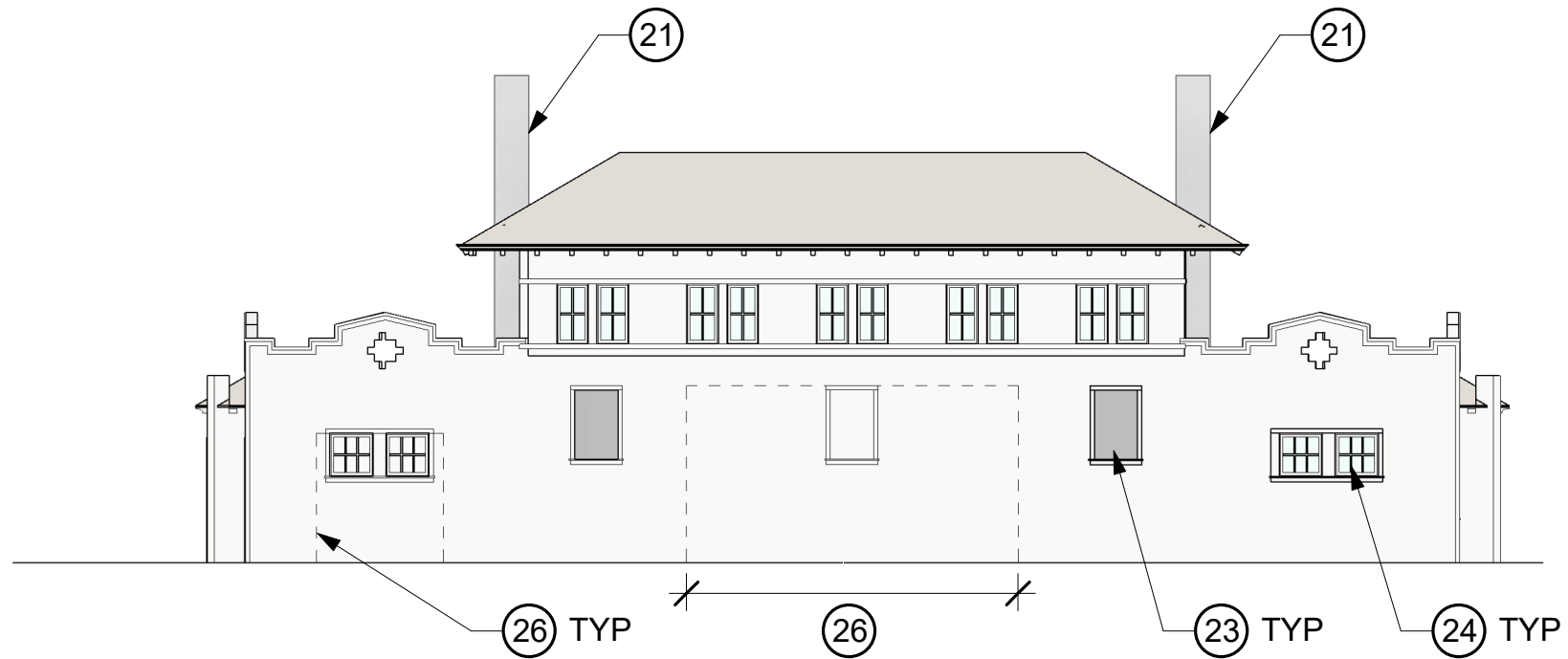
SOUTH ELEVATIONS -
PROPOSED

As indicated

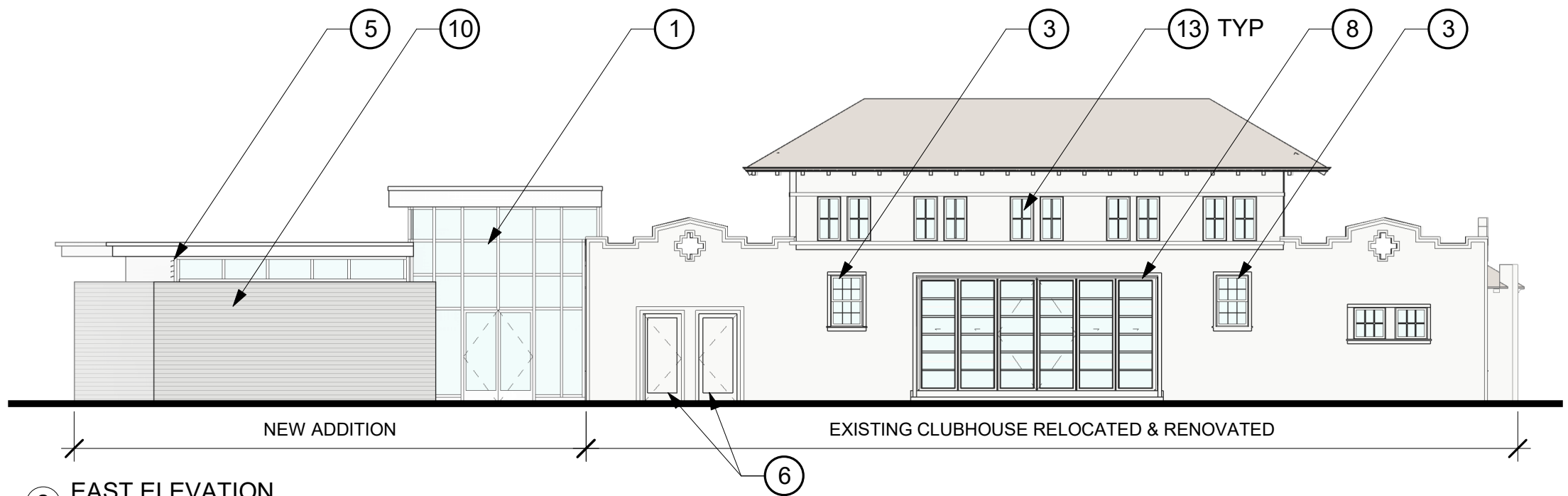
03/18/2022

A4.03b

EAST ELEVATIONS - EXISTING & PROPOSED



① EXISTING CLUBHOUSE (RELOCATED) - EAST ELEVATION
3/32" = 1'-0"



② EAST ELEVATION
3/32" = 1'-0"

SHEET NOTES

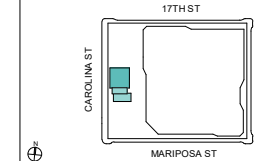
- ① (N) GLAZING. HORIZONTAL MULLIONS TO ALIGN WITH DESIGN ELEMENTS FROM CLUBHOUSE
- ② (N) COMPOSITION SHINGLE ROOF
- ③ (N) WOOD WINDOWS AND TRIM TO MATCH EXISTING
- ④ (N) ALUM FRAMED WINDOWS AT ADDITION
- ⑤ (N) HORIZONTAL MTL PANEL & LOUVER
- ⑥ (N) DOOR SYMPATHETIC TO HISTORIC CHARACTER
- ⑦ (N) ADDITION BEYOND
- ⑧ (N) GLAZED FOLDING DOOR TO CONNECT STAGE TO OUTDOOR THEATER
- ⑨ RENOVATED CLUBHOUSE BEYOND
- ⑩ BOARD FORM CONCRETE: BOARD FORM DIM. TO BE SIZED TO RELATE TO SPACE OF EXISTING FLUSH WOOD SIDING
- ⑪ PREP, PRIME, AND PAINT WOOD CLADDING & TRIM
- ⑫ PREP, PRIME, AND PAINT FLASHING, REPLACE AS REQ'D TO MATCH (E)
- ⑬ REHABILITATE (E) WINDOW FRAME, SASH, AND TRIM, REPLACE GLASS
- ⑭ PATCH / INFILL / REPAIR AREA & FINISH TO MATCH ADJ SURFACE TREATMENT
- ⑮ (E) CHIMNEY TO BE REMOVED
- ⑯ (E) NON-HISTORIC HOLLOW MTL DOOR TO BE REPLACED
- ⑰ (E) NON-ORIGINAL INFILL PANEL TO BE REMOVED
- ⑱ (E) NON-ORIGINAL SECURITY GRATING TO BE REMOVED AT WINDOWS, TYP
- ⑲ (E) WINDOW FRAME AND SASH TO BE RETAINED, TYP
- ⑳ REMOVE PORTION OF (E) WALL FOR (N) DOOR



Jackson Liles
ARCHITECTURE

JACKSON PARK CLUBHOUSE RELOCATION & ADDITION

KEY PLAN



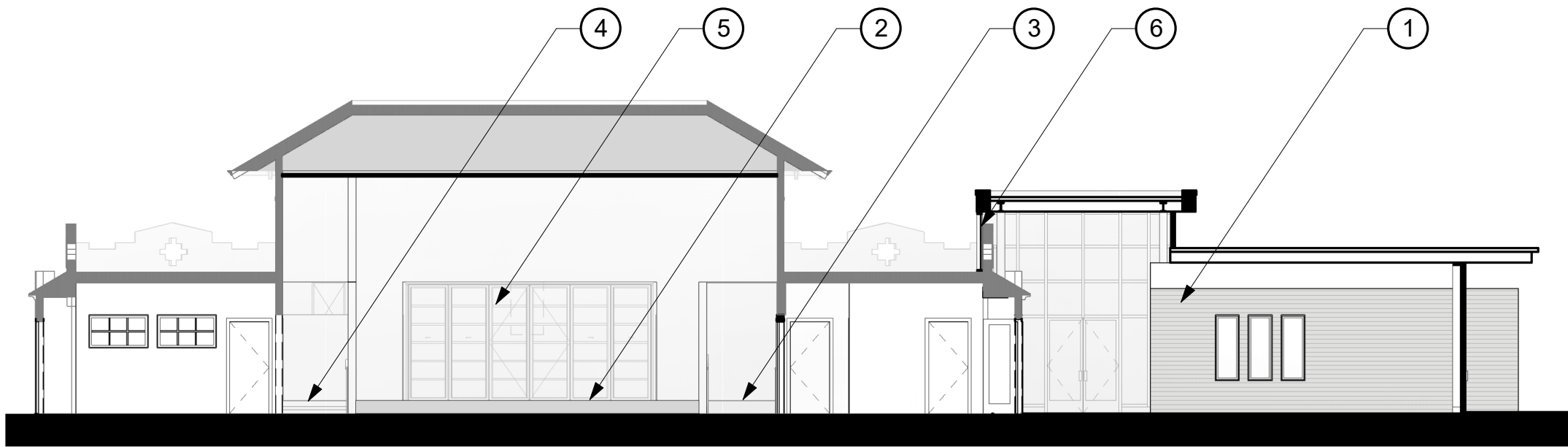
EAST ELEVATIONS -
EXISTING &
PROPOSED

As indicated

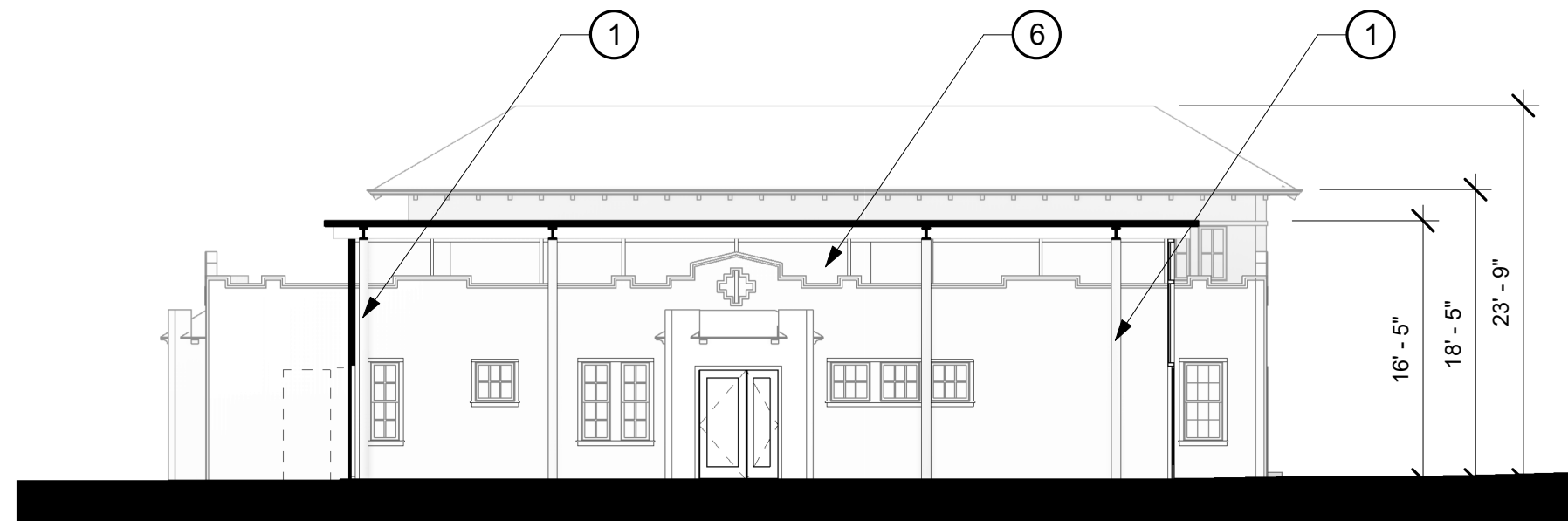
03/18/2022

A4.04

PROPOSED BUILDING SECTIONS



① PROPOSED - SECTION
3/32" = 1'-0"



② PROPOSED - SECTION
3/32" = 1'-0"

SHEET NOTES

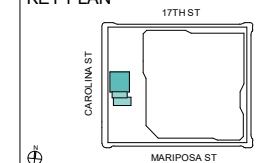
- ① (N) STOREFRONT SYSTEM. HORIZONTAL MULLIONS TO ALIGN WITH DESIGN ELEMENTS FROM CLUBHOUSE
- ② (N) LOW STAGE
- ③ (N) ACCESSIBLE RAMP TO STAGE
- ④ (N) STAIRS TO STAGE
- ⑤ (N) FOLDING GLAZED DOOR TO ACTIVATE OUTDOOR THEATER
- ⑥ (N) CLERESTORY WINDOW ABOVE (E) CLUBHOUSE WALL



Jackson Liles
ARCHITECTURE

JACKSON PARK CLUBHOUSE RELOCATION & ADDITION

KEY PLAN



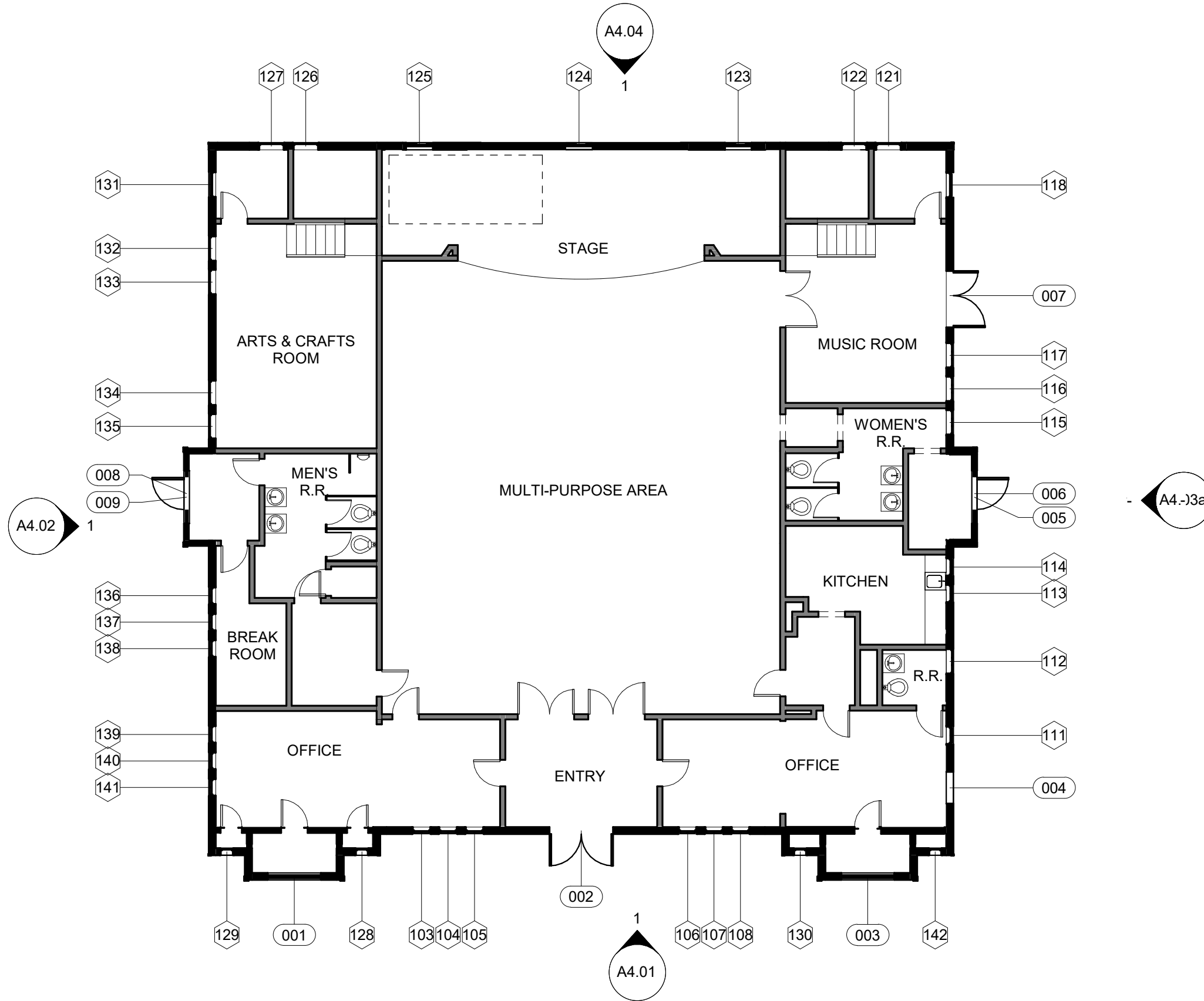
PROPOSED BUILDING
SECTIONS

As indicated

03/18/2022




A4.11

EXISTING WINDOW & DOOR KEY PLAN - LEVEL 1



NOTE: SEE A1.01 & A1.02 FOR EXISTING FLOOR PLAN SHEET NOTES

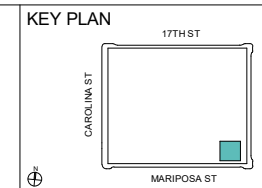
LEGEND

-  DOOR TAG
-  WINDOW TAG
-  STOREFRONT TAG



Jackson Liles
ARCHITECTURE

JACKSON PARK CLUBHOUSE RELOCATION & ADDITION



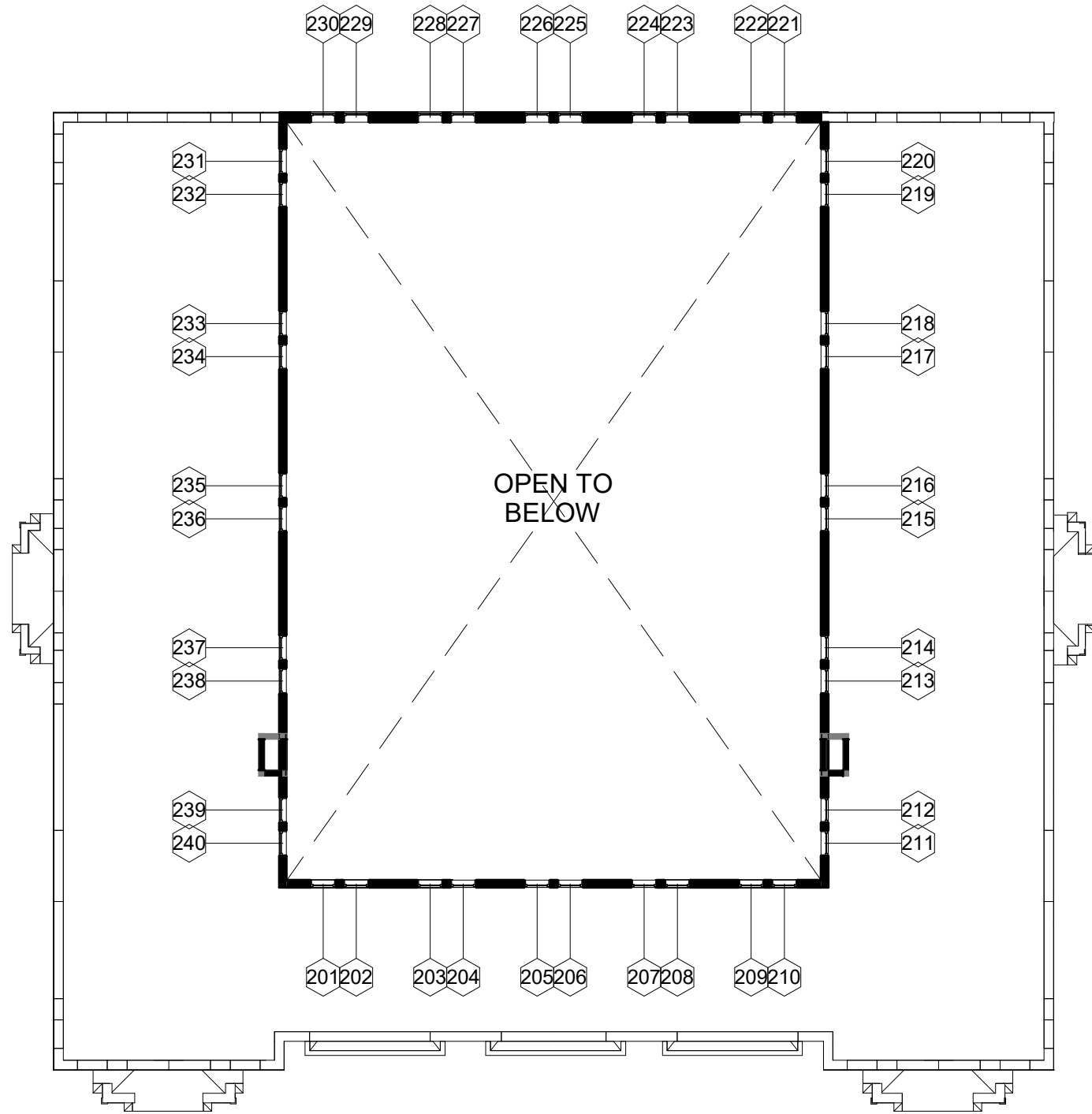
EXISTING WINDOW &
DOOR KEY PLAN -
LEVEL 1

3/32" = 1'-0"

03/18/2022




A5.11

EXISTING WINDOW KEY PLAN - CLERESTORY



NOTE: SEE A1.01 & A1.02 FOR EXISTING FLOOR PLAN SHEET NOTES

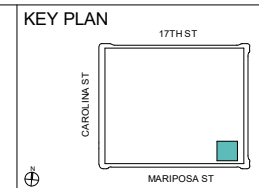
LEGEND

-  DOOR TAG
-  WINDOW TAG
-  STOREFRONT TAG



Jackson Liles
ARCHITECTURE

JACKSON PARK CLUBHOUSE RELOCATION & ADDITION



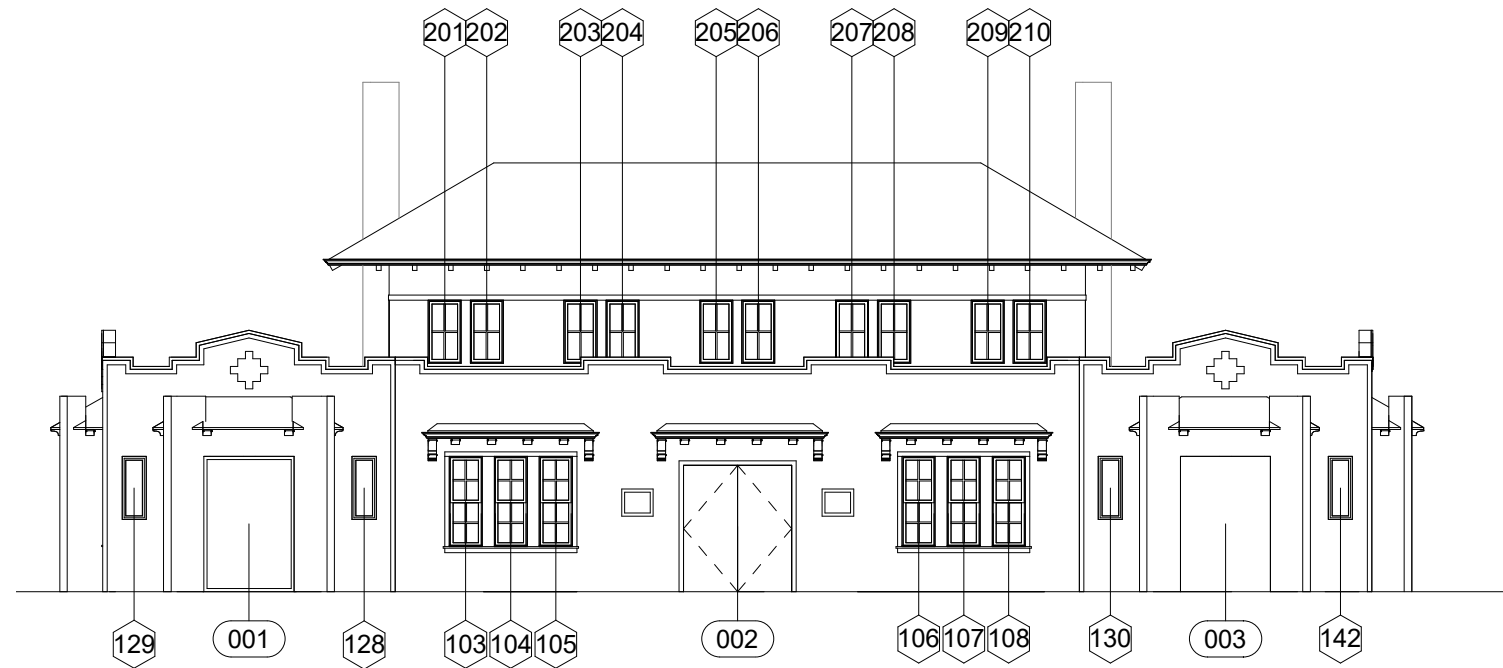
EXISTING WINDOW
KEY PLAN -
CLERESTORY

3/32" = 1'-0"

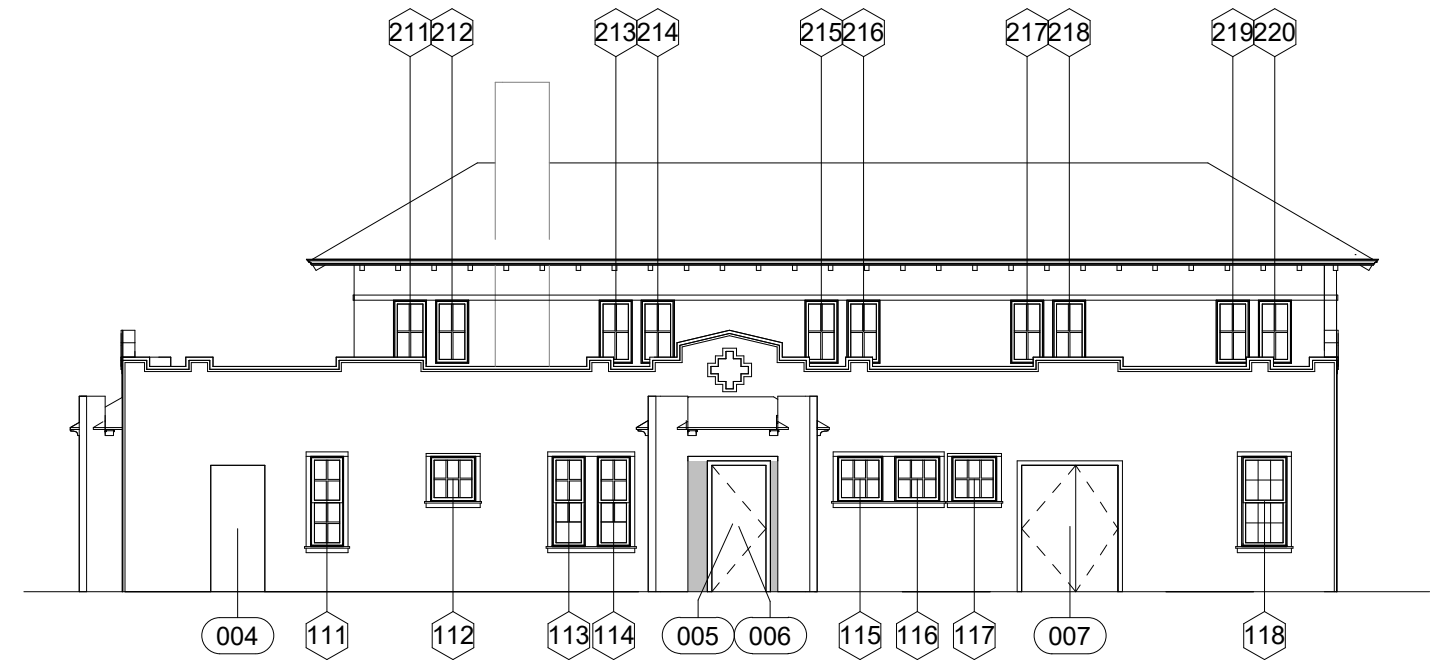
03/18/2022

A5.12

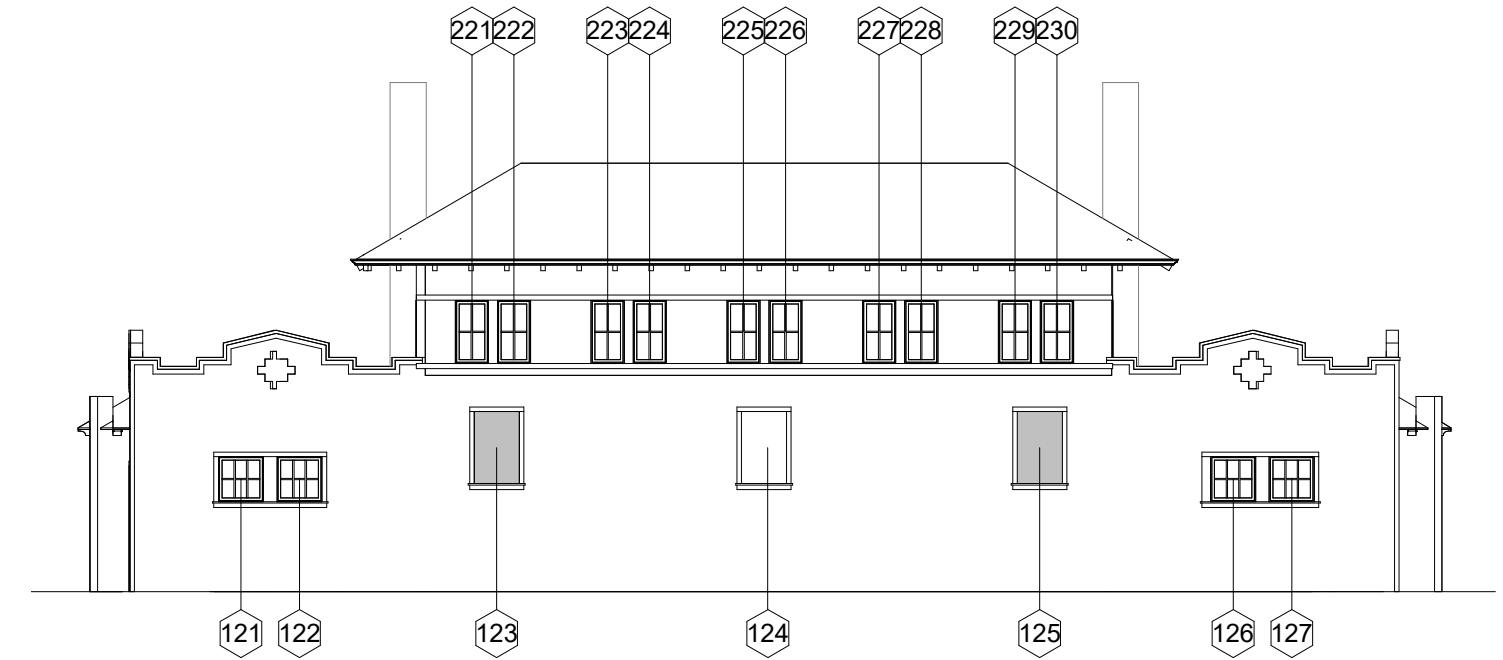
EXISTING WINDOW & DOOR KEY - ELEVATIONS



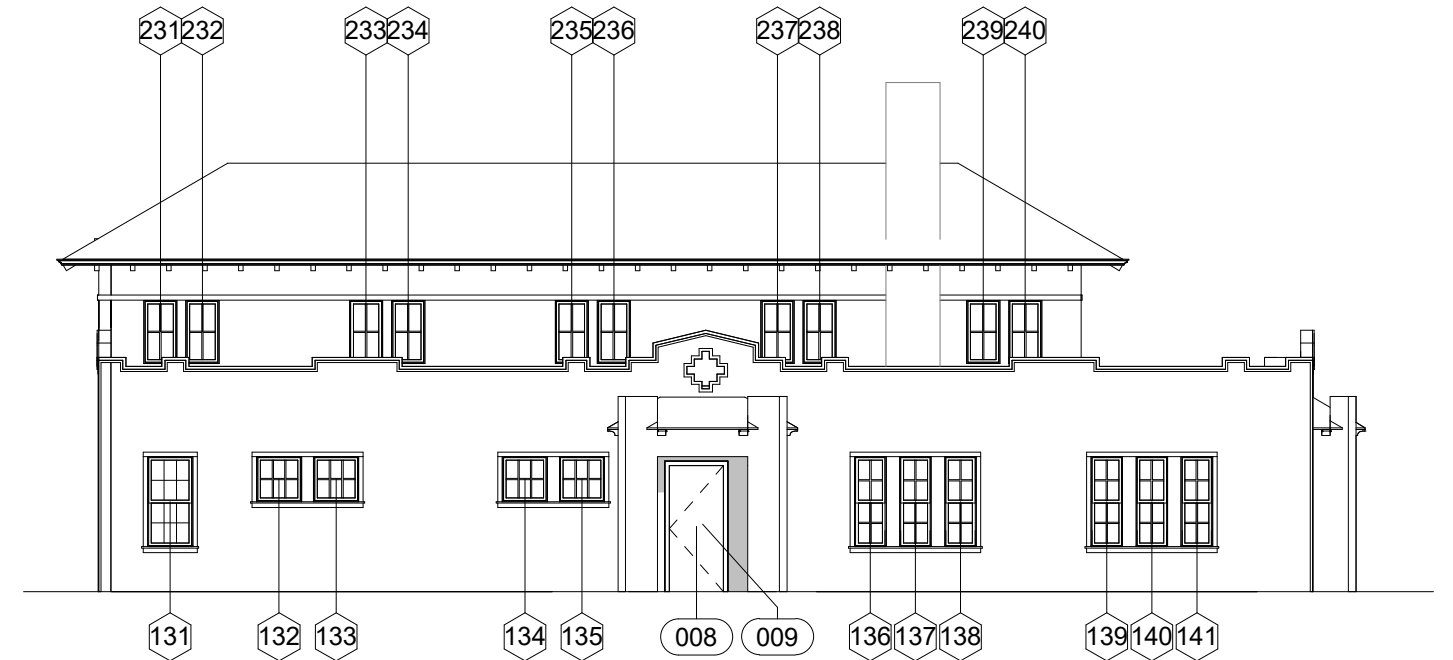
2 NORTH ELEVATION
3/32" = 1'-0"



3 WEST ELEVATION
3/32" = 1'-0"



1 SOUTH ELEVATION
3/32" = 1'-0"



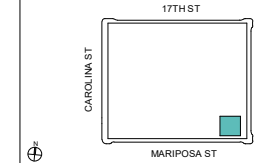
4 EAST ELEVATION
3/32" = 1'-0"



Jackson Liles
ARCHITECTURE

JACKSON PARK CLUBHOUSE RELOCATION & ADDITION

KEY PLAN



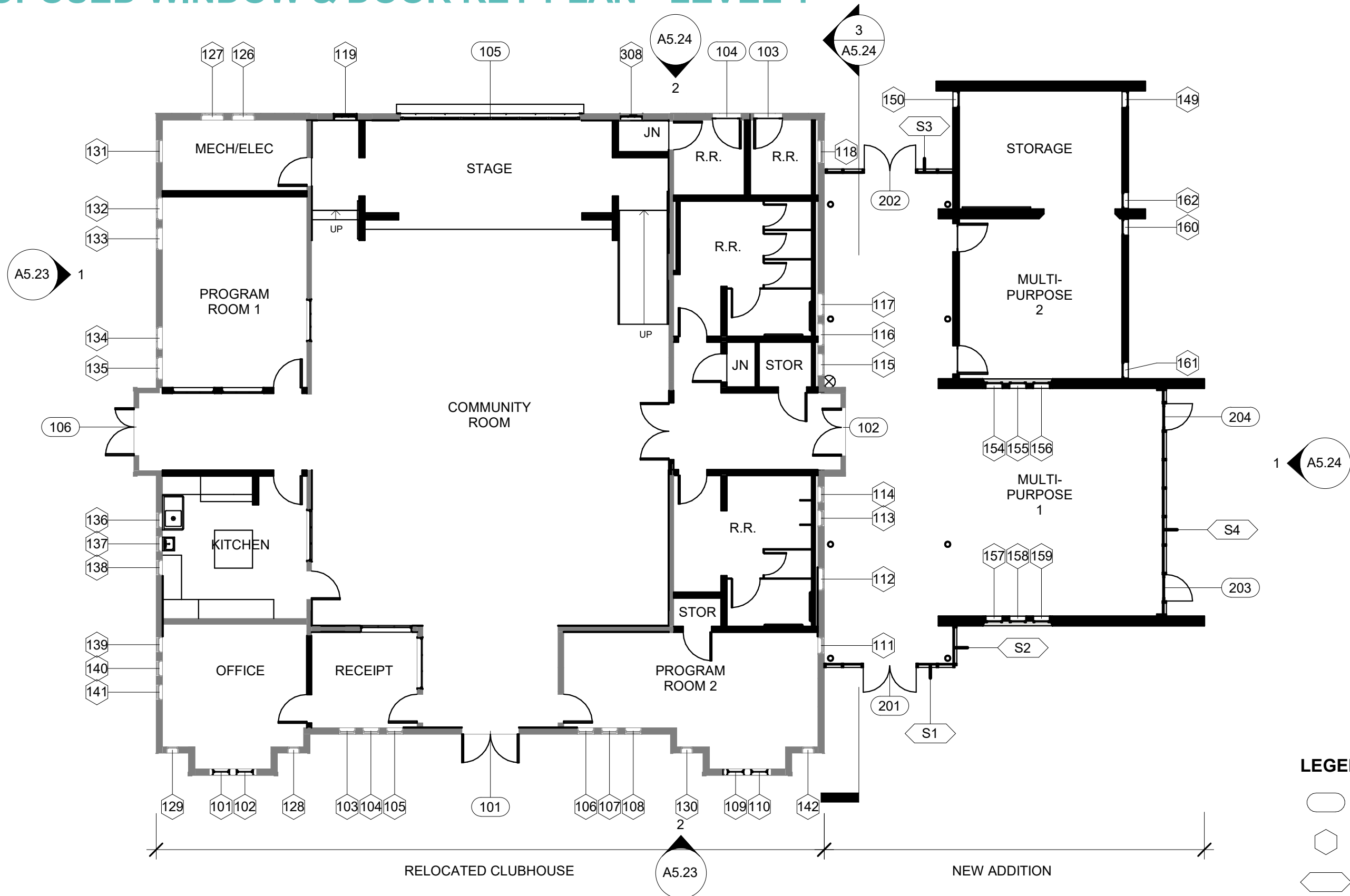
EXISTING WINDOW &
DOOR KEY -
ELEVATIONS

3/32" = 1'-0"

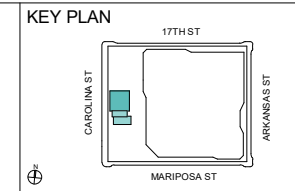
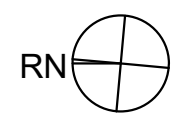
03/18/2022

A5.13

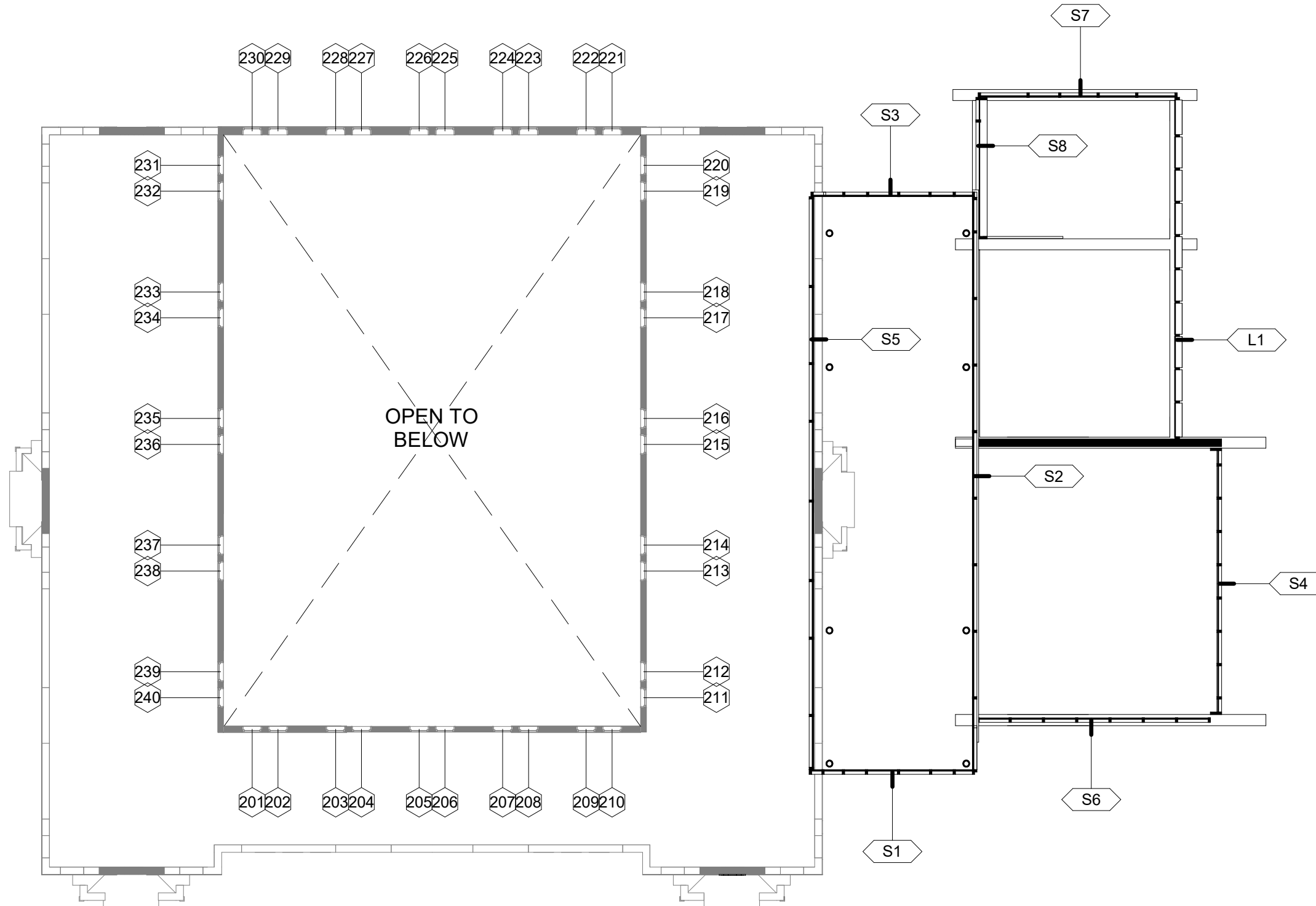
PROPOSED WINDOW & DOOR KEY PLAN - LEVEL 1






- LEGEND**
- DOOR TAG
 - WINDOW TAG
 - STOREFRONT TAG



PROPOSED WINDOW KEY PLAN - CLERESTORY



LEGEND

-  DOOR TAG
-  WINDOW TAG
-  STOREFRONT TAG

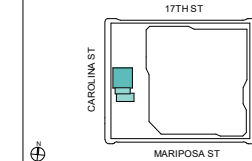


Jackson Liles
ARCHITECTURE

JACKSON PARK CLUBHOUSE RELOCATION & ADDITION



KEY PLAN



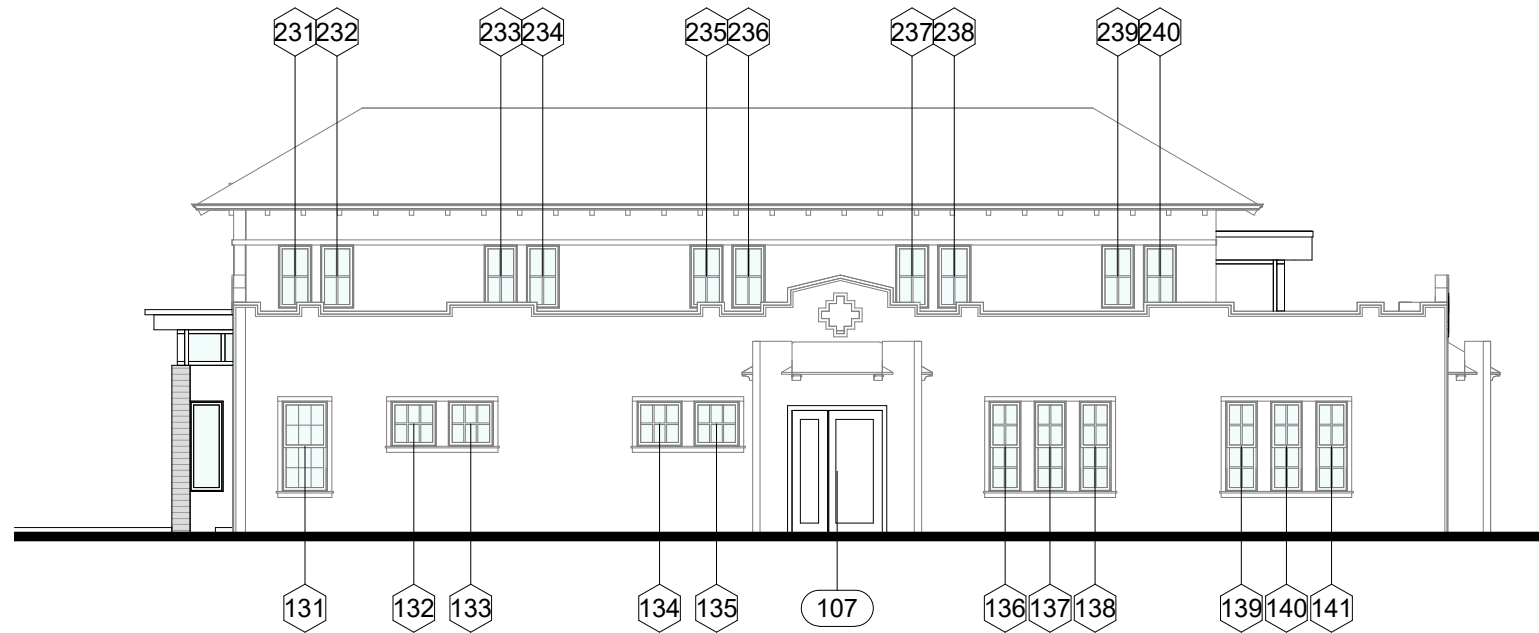
PROPOSED WINDOW
KEY PLAN -
CLERESTORY

3/32" = 1'-0"

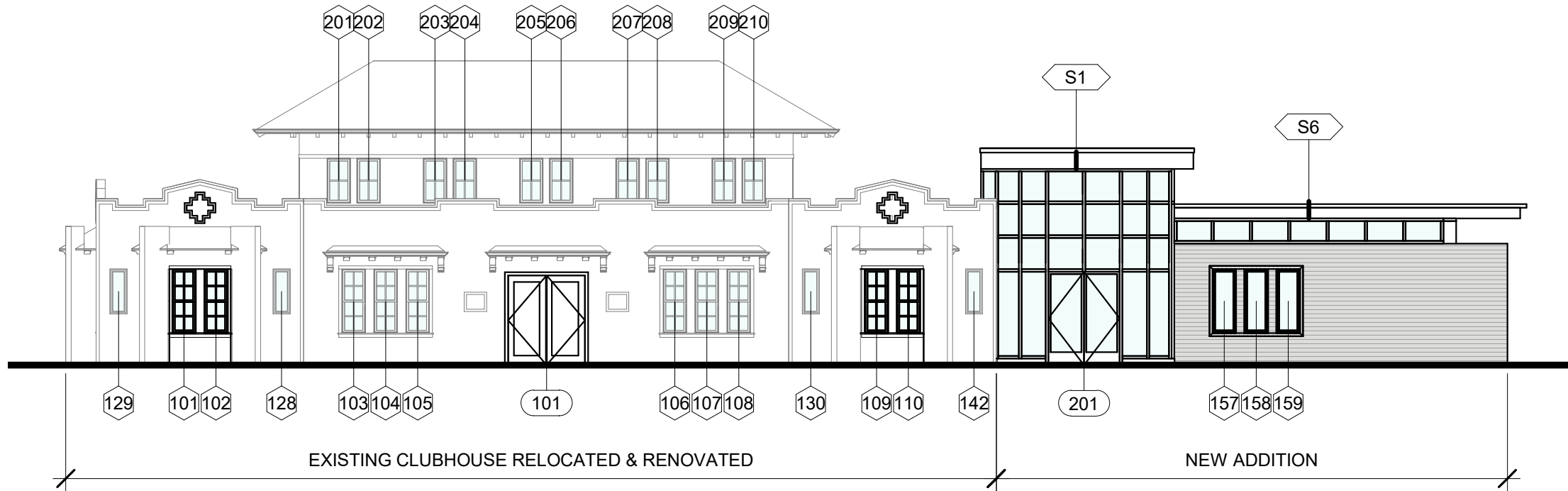
03/18/2022

A5.22

PROPOSED WINDOW & DOOR KEY - ELEVATIONS






1 NORTH ELEVATION
3/32" = 1'-0"



2 WEST ELEVATION
3/32" = 1'-0"

LEGEND

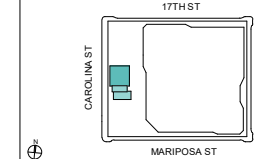
-  DOOR TAG
-  WINDOW TAG
-  STOREFRONT TAG



Jackson Liles
ARCHITECTURE

JACKSON PARK CLUBHOUSE RELOCATION & ADDITION

KEY PLAN



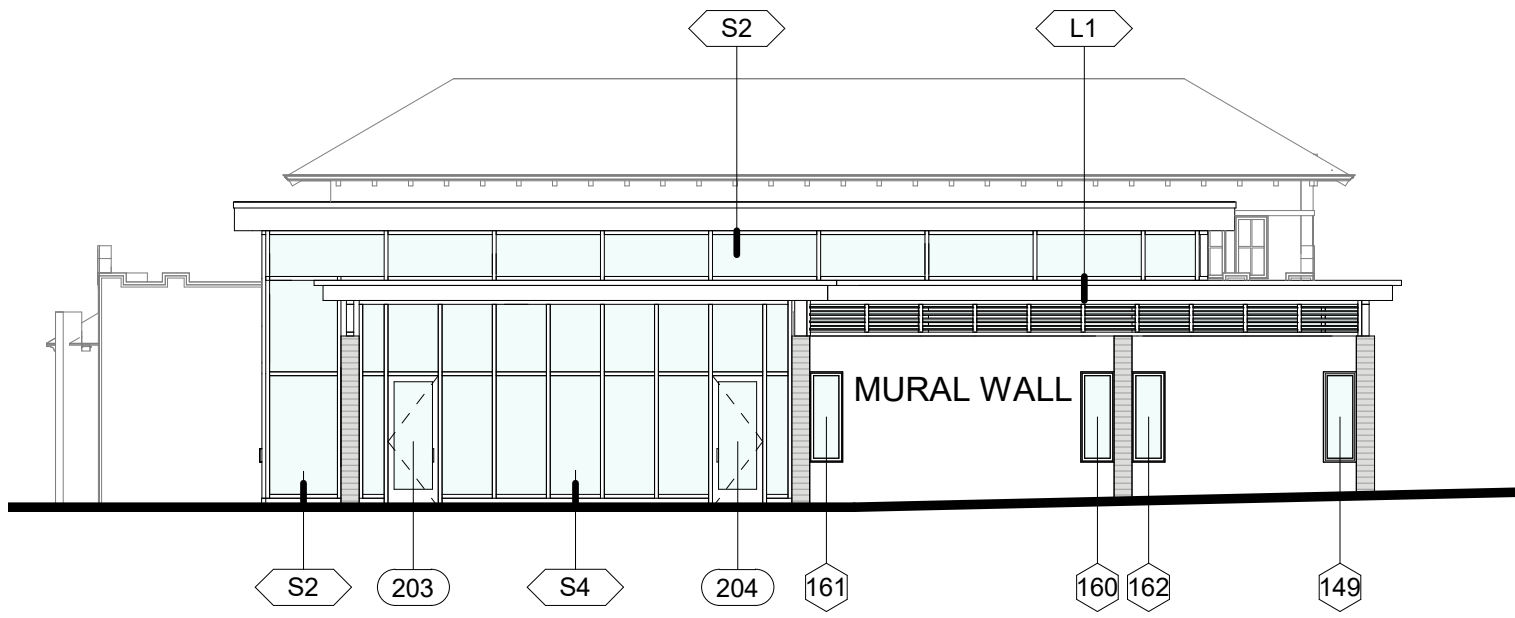
PROPOSED WINDOW &
DOOR KEY -
ELEVATIONS

3/32" = 1'-0"

03/18/2022

A5.23

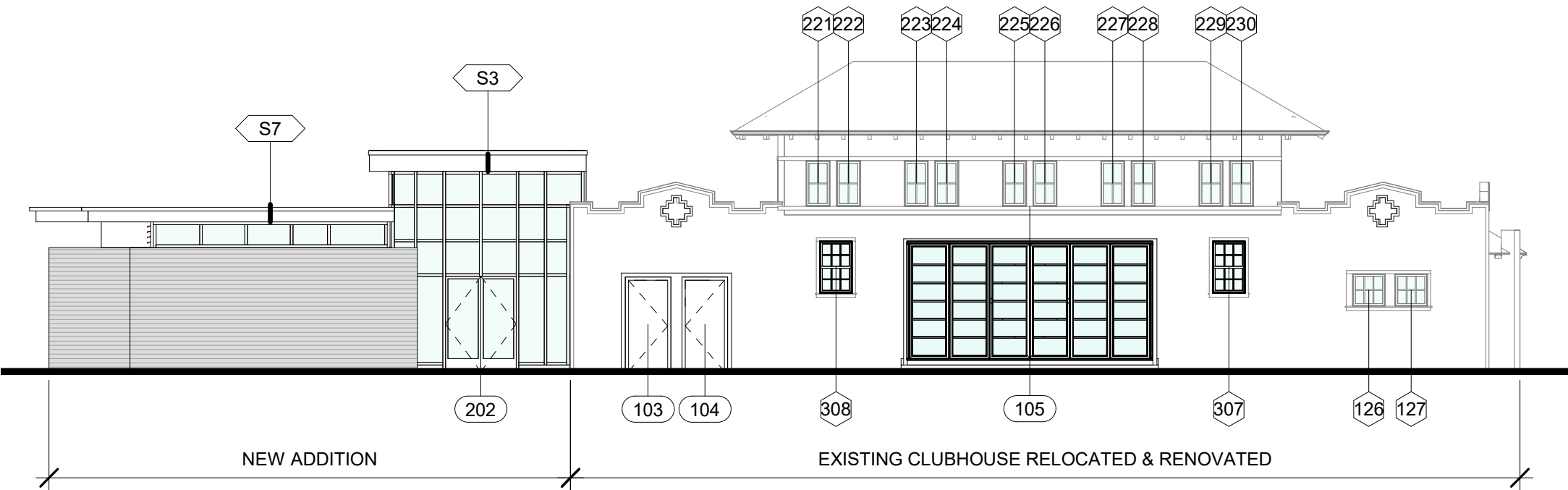
PROPOSED WINDOW & DOOR KEY - ELEVATIONS & SECTION



① SOUTH ELEVATION
3/32" = 1'-0"






③ SECTION
3/32" = 1'-0"



② EAST ELEVATION
3/32" = 1'-0"

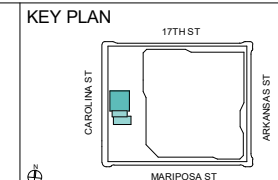
LEGEND

-  DOOR TAG
-  WINDOW TAG
-  STOREFRONT TAG



Jackson Liles
ARCHITECTURE

JACKSON PARK CLUBHOUSE RELOCATION & ADDITION



PROPOSED WINDOW &
DOOR KEY -
ELEVATIONS &
SECTION

3/32" = 1'-0"
03/18/2022
A5.24

WINDOW SCHEDULE - EXISTING - LEVEL 1

MARK	TYPE	WIDTH	HEIGHT	WINDOW OPERATION	MATERIAL	EXISTING CONDITION	PROPOSED TREATMENT
103	A	1' - 10"	5' - 0"	DOUBLE HUNG	WOOD	NO GLASS; FIBERGLASS ATTACHED TO OUTSIDE	SASH & FRAME - REHABILITATE (E), GLASS - REPLACE W/ (N)
104	A	1' - 10"	5' - 0"	DOUBLE HUNG	WOOD	NO GLASS; FIBERGLASS ATTACHED TO OUTSIDE	SASH & FRAME - REHABILITATE (E), GLASS - REPLACE W/ (N)
105	A	1' - 10"	5' - 0"	DOUBLE HUNG	WOOD	NO GLASS; FIBERGLASS ATTACHED TO OUTSIDE	SASH & FRAME - REHABILITATE (E), GLASS - REPLACE W/ (N)
106	A	1' - 10"	5' - 0"	DOUBLE HUNG	WOOD	NO GLASS; FIBERGLASS ATTACHED TO OUTSIDE	SASH & FRAME - REHABILITATE (E), GLASS - REPLACE W/ (N)
107	A	1' - 10"	5' - 0"	DOUBLE HUNG	WOOD	NO GLASS; FIBERGLASS ATTACHED TO OUTSIDE	SASH & FRAME - REHABILITATE (E), GLASS - REPLACE W/ (N)
108	A	1' - 10"	5' - 0"	DOUBLE HUNG	WOOD	NO GLASS; FIBERGLASS ATTACHED TO OUTSIDE	SASH & FRAME - REHABILITATE (E), GLASS - REPLACE W/ (N)
111	A	1' - 10"	5' - 0"	DOUBLE HUNG	WOOD	NO GLASS; FIBERGLASS ATTACHED TO OUTSIDE	SASH & FRAME - REHABILITATE (E), GLASS - REPLACE W/ (N)
112	B	2' - 6"	2' - 6"	HOPPER	WOOD	GLASS PAINTED RED	SASH & FRAME - REHABILITATE (E), GLASS - REPLACE W/ (N)
113	A	1' - 10"	5' - 0"	DOUBLE HUNG	WOOD	SOME PANES INFILLED W/ FIBERGLASS	SASH & FRAME - REHABILITATE (E), GLASS - REPLACE W/ (N), (N) LOWER SASH TO MATCH (E)
114	A	1' - 10"	5' - 0"	DOUBLE HUNG	WOOD	SOME PANES INFILLED W/ FIBERGLASS	SASH & FRAME - REHABILITATE (E), GLASS - REPLACE W/ (N), (N) LOWER SASH TO MATCH (E)
115	B	2' - 6"	2' - 6"	HOPPER	WOOD		SASH & FRAME - REHABILITATE (E), GLASS - REPLACE W/ (N)
116	B	2' - 6"	2' - 6"	HOPPER	WOOD		SASH & FRAME - REHABILITATE (E), GLASS - REPLACE W/ (N)
117	B	2' - 6"	2' - 6"	HOPPER	WOOD		SASH & FRAME - REHABILITATE (E), GLASS - REPLACE W/ (N)
118	C	2' - 6"	5' - 0"	DOUBLE HUNG	WOOD		SASH & FRAME - REHABILITATE (E), GLASS - REPLACE W/ (N)
121	B	2' - 6"	2' - 6"	DOUBLE HUNG	WOOD		TO BE REMOVED & REPLACED WITH RECLAIMED SIDING
122	B	2' - 6"	2' - 6"	DOUBLE HUNG	WOOD	INFILLED W/ PLEXIGLASS	TO BE REMOVED & REPLACED WITH RECLAIMED SIDING
123	O	0' - 0"	0' - 0"	OPENING INFILLED W/ SOLID PANEL	WOOD		TO BE REMOVED & REPLACED WITH (N) WINDOWS TO MATCH HISTORIC WINDOWS
124	O	0' - 0"	0' - 0"	OPENING INFILLED W/ SOLID PANEL	WOOD		TO BE REMOVED & REPLACED WITH (N) OVERHEAD STAGE DOOR
125	O	0' - 0"	0' - 0"	OPENING INFILLED W/ SOLID PANEL	WOOD		TO BE REMOVED & REPLACED WITH (N) WINDOWS TO MATCH HISTORIC WINDOWS
126	B	2' - 6"	2' - 6"	DOUBLE HUNG	WOOD		SASH & FRAME - REHABILITATE (E), GLASS - REPLACE W/ (N)
127	B	2' - 6"	2' - 6"	DOUBLE HUNG	WOOD	INFILLED W/ FIBERGLASS	SASH & FRAME - REHABILITATE (E), GLASS - REPLACE W/ (N)
128	F	1' - 4"	3' - 6"	CASEMENT	WOOD	INFILLED W/ FIBERGLASS	SASH & FRAME - REHABILITATE (E), GLASS - REPLACE W/ (N)
129	F	1' - 4"	3' - 6"	CASEMENT	WOOD		SASH & FRAME - REHABILITATE (E), GLASS - REPLACE W/ (N)
130	F	1' - 4"	3' - 6"	CASEMENT	WOOD	INFILLED W/ PLEXIGLASS	SASH & FRAME - REHABILITATE (E), GLASS - REPLACE W/ (N)
131	C	2' - 6"	5' - 0"	DOUBLE HUNG	WOOD		SASH & FRAME - REHABILITATE (E), GLASS - REPLACE W/ (N)
132	B	2' - 6"	2' - 6"	HOPPER	WOOD	INFILLED W/ PLEXIGLASS	SASH & FRAME - REHABILITATE (E), GLASS - REPLACE W/ (N)
133	B	2' - 6"	2' - 6"	HOPPER	WOOD	INFILLED W/ PLEXIGLASS	SASH & FRAME - REHABILITATE (E), GLASS - REPLACE W/ (N)
134	B	2' - 6"	2' - 6"	HOPPER	WOOD	INFILLED W/ PLEXIGLASS	SASH & FRAME - REHABILITATE (E), GLASS - REPLACE W/ (N)
135	B	2' - 6"	2' - 6"	HOPPER	WOOD	INFILLED W/ PLEXIGLASS	SASH & FRAME - REHABILITATE (E), GLASS - REPLACE W/ (N)
136	A	1' - 9"	5' - 0"	DOUBLE HUNG	WOOD	INFILLED W/ FIBERGLASS	SASH & FRAME - REHABILITATE (E), GLASS - REPLACE W/ (N)
137	A	1' - 9"	5' - 0"	DOUBLE HUNG	WOOD	INFILLED W/ FIBERGLASS	SASH & FRAME - REHABILITATE (E), GLASS - REPLACE W/ (N)
138	A	1' - 9"	5' - 0"	DOUBLE HUNG	WOOD	INFILLED W/ FIBERGLASS	SASH & FRAME - REHABILITATE (E), GLASS - REPLACE W/ (N)
139	A	1' - 9"	5' - 0"	DOUBLE HUNG	WOOD	INFILLED W/ FIBERGLASS	SASH & FRAME - REHABILITATE (E), GLASS - REPLACE W/ (N)
140	A	1' - 9"	5' - 0"	DOUBLE HUNG	WOOD	INFILLED W/ FIBERGLASS	SASH & FRAME - REHABILITATE (E), GLASS - REPLACE W/ (N)
141	A	1' - 9"	5' - 0"	DOUBLE HUNG	WOOD	INFILLED W/ FIBERGLASS	SASH & FRAME - REHABILITATE (E), GLASS - REPLACE W/ (N)
142	F	1' - 4"	3' - 6"	CASEMENT	WOOD		SASH & FRAME - REHABILITATE (E), GLASS - REPLACE W/ (N)

NOTES:

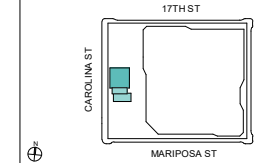
1. WINDOW REHABILITATION WILL OCCUR AFTER RELOCATION OF CLUBHOUSE
2. WHERE FEASIBLE, RETAIN OPERATION OF ORIGINAL (E) WINDOW
3. NO INTERIOR WINDOWS ARE INCLUDED ON SCHEDULE ABOVE UNLESS PART OF ORIGINAL CLUBHOUSE
4. PRIME AND PAINT WOOD WINDOW TRIM, FRAMES, AND SASH, TYP.
5. REFER TO PHOTO ON 3/A0.13 FOR EXAMPLE OF FIBERGLASS INFILL AT (E) WINDOWS



Jackson Liles
ARCHITECTURE

JACKSON PARK CLUBHOUSE RELOCATION & ADDITION

KEY PLAN



WINDOW SCHEDULE -
EXISTING - LEVEL 1

12" = 1'-0"

03/18/2022

A6.01

WINDOW SCHEDULE - EXISTING - CLERESTORY

MARK	TYPE	WIDTH	HEIGHT	WINDOW OPERATION	MATERIAL	EXISTING CONDITION	PROPOSED TREATMENT
201	E	1' - 10"	3' - 6"	HOPPER	WOOD	INFILLED W/ YELLOWED PLEXIGLASS	SASH & FRAME - REHABILITATE (E), GLASS - REPLACE W/ (N)
202	E	1' - 10"	3' - 6"	HOPPER	WOOD	INFILLED W/ YELLOWED PLEXIGLASS	SASH & FRAME - REHABILITATE (E), GLASS - REPLACE W/ (N)
203	E	1' - 10"	3' - 6"	HOPPER	WOOD		SASH & FRAME - REHABILITATE (E), GLASS - REPLACE W/ (N)
204	E	1' - 10"	3' - 6"	HOPPER	WOOD		SASH & FRAME - REHABILITATE (E), GLASS - REPLACE W/ (N)
205	E	1' - 10"	3' - 6"	FIXED	WOOD	INFILLED W/ YELLOWED PLEXIGLASS	SASH & FRAME - REHABILITATE (E), GLASS - REPLACE W/ (N)
206	E	1' - 10"	3' - 6"	FIXED	WOOD		SASH & FRAME - REHABILITATE (E), GLASS - REPLACE W/ (N)
207	E	1' - 10"	3' - 6"	HOPPER	WOOD		SASH & FRAME - REHABILITATE (E), GLASS - REPLACE W/ (N)
208	E	1' - 10"	3' - 6"	HOPPER	WOOD		SASH & FRAME - REHABILITATE (E), GLASS - REPLACE W/ (N)
209	E	1' - 10"	3' - 6"	HOPPER	WOOD	BROKEN & INFILLED W PLEXIGLASS	SASH & FRAME - REHABILITATE (E), GLASS - REPLACE W/ (N)
210	E	1' - 10"	3' - 6"	HOPPER	WOOD		SASH & FRAME - REHABILITATE (E), GLASS - REPLACE W/ (N)
211	E	1' - 10"	3' - 6"	HOPPER	WOOD		SASH & FRAME - REHABILITATE (E), GLASS - REPLACE W/ (N)
212	E	1' - 10"	3' - 6"	HOPPER	WOOD	COVERED W/ PAPER ON INTERIOR	SASH & FRAME - REHABILITATE (E), GLASS - REPLACE W/ (N)
213	E	1' - 10"	3' - 6"	FIXED	WOOD	COVERED W/ PAPER ON INTERIOR	SASH & FRAME - REHABILITATE (E), GLASS - REPLACE W/ (N)
214	E	1' - 10"	3' - 6"	FIXED	WOOD	COVERED W/ PAPER ON INTERIOR; NO MUNTINS	SASH & FRAME - REHABILITATE (E), GLASS - REPLACE W/ (N)
215	E	1' - 10"	3' - 6"	FIXED	WOOD	COVERED W/ PAPER ON INTERIOR	SASH & FRAME - REHABILITATE (E), GLASS - REPLACE W/ (N)
216	E	1' - 10"	3' - 6"	FIXED	WOOD	COVERED W/ PAPER ON INTERIOR	SASH & FRAME - REHABILITATE (E), GLASS - REPLACE W/ (N)
217	E	1' - 10"	3' - 6"	FIXED	WOOD	COVERED W/ PAPER ON INTERIOR	SASH & FRAME - REHABILITATE (E), GLASS - REPLACE W/ (N)
218	E	1' - 10"	3' - 6"	FIXED	WOOD	COVERED W/ PAPER ON INTERIOR	SASH & FRAME - REHABILITATE (E), GLASS - REPLACE W/ (N)
219	E	1' - 10"	3' - 6"	HOPPER	WOOD		SASH & FRAME - REHABILITATE (E), GLASS - REPLACE W/ (N)
220	E	1' - 10"	3' - 6"	HOPPER	WOOD	COVERED W/ PAPER ON INTERIOR	SASH & FRAME - REHABILITATE (E), GLASS - REPLACE W/ (N)
221	E	1' - 10"	3' - 6"	UNABLE TO DETERMINE - 1	WOOD	COVERED W/ TARP ON INTERIOR	SASH & FRAME - REHABILITATE (E), GLASS - REPLACE W/ (N)
222	E	1' - 10"	3' - 6"	UNABLE TO DETERMINE - 1	WOOD	COVERED W/ TARP ON INTERIOR	SASH & FRAME - REHABILITATE (E), GLASS - REPLACE W/ (N)
223	E	1' - 10"	3' - 6"	UNABLE TO DETERMINE - 1	WOOD	COVERED W/ TARP ON INTERIOR	SASH & FRAME - REHABILITATE (E), GLASS - REPLACE W/ (N)
224	E	1' - 10"	3' - 6"	UNABLE TO DETERMINE - 1	WOOD	COVERED W/ TARP ON INTERIOR	SASH & FRAME - REHABILITATE (E), GLASS - REPLACE W/ (N)
225	E	1' - 10"	3' - 6"	UNABLE TO DETERMINE - 1	WOOD	COVERED W/ TARP ON INTERIOR	SASH & FRAME - REHABILITATE (E), GLASS - REPLACE W/ (N)
226	E	1' - 10"	3' - 6"	UNABLE TO DETERMINE - 1	WOOD	COVERED W/ TARP ON INTERIOR	SASH & FRAME - REHABILITATE (E), GLASS - REPLACE W/ (N)
227	E	1' - 10"	3' - 6"	UNABLE TO DETERMINE - 1	WOOD	COVERED W/ TARP ON INTERIOR	SASH & FRAME - REHABILITATE (E), GLASS - REPLACE W/ (N)
228	E	1' - 10"	3' - 6"	UNABLE TO DETERMINE - 1	WOOD	COVERED W/ TARP ON INTERIOR	SASH & FRAME - REHABILITATE (E), GLASS - REPLACE W/ (N)
229	E	1' - 10"	3' - 6"	UNABLE TO DETERMINE - 1	WOOD	COVERED W/ TARP ON INTERIOR	SASH & FRAME - REHABILITATE (E), GLASS - REPLACE W/ (N)
230	E	1' - 10"	3' - 6"	UNABLE TO DETERMINE - 1	WOOD	COVERED W/ TARP ON INTERIOR	SASH & FRAME - REHABILITATE (E), GLASS - REPLACE W/ (N)
231	E	1' - 10"	3' - 6"	HOPPER	WOOD	COVERED W/ TARP ON INTERIOR	SASH & FRAME - REHABILITATE (E), GLASS - REPLACE W/ (N)
232	E	1' - 10"	3' - 6"	HOPPER	WOOD	COVERED W/ TARP ON INTERIOR	SASH & FRAME - REHABILITATE (E), GLASS - REPLACE W/ (N)
233	E	1' - 10"	3' - 6"	FIXED	WOOD	INFILLED W/ PLEXIGLASS & MISSING MUNTIN	SASH & FRAME - REHABILITATE (E), GLASS - REPLACE W/ (N)
234	E	1' - 10"	3' - 6"	FIXED	WOOD	INFILLED W/ PLEXIGLASS	SASH & FRAME - REHABILITATE (E), GLASS - REPLACE W/ (N)
235	E	1' - 10"	3' - 6"	FIXED	WOOD	INFILLED W/ PLEXIGLASS	SASH & FRAME - REHABILITATE (E), GLASS - REPLACE W/ (N)
236	E	1' - 10"	3' - 6"	FIXED	WOOD	INFILLED W/ PLEXIGLASS	SASH & FRAME - REHABILITATE (E), GLASS - REPLACE W/ (N)
237	E	1' - 10"	3' - 6"	FIXED	WOOD	INFILLED W/ PLEXIGLASS	SASH & FRAME - REHABILITATE (E), GLASS - REPLACE W/ (N)
238	E	1' - 10"	3' - 6"	FIXED	WOOD	INFILLED W/ PLEXIGLASS	SASH & FRAME - REHABILITATE (E), GLASS - REPLACE W/ (N)
239	E	1' - 10"	3' - 6"	HOPPER	WOOD	COVERED W/ PAPER ON INTERIOR	SASH & FRAME - REHABILITATE (E), GLASS - REPLACE W/ (N)
240	E	1' - 10"	3' - 6"	HOPPER	WOOD	COVERED W/ PAPER ON INTERIOR	SASH & FRAME - REHABILITATE (E), GLASS - REPLACE W/ (N)

NOTES:

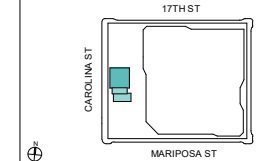
1. WINDOW REHABILITATION WILL OCCUR AFTER RELOCATION OF CLUBHOUSE
2. WHERE FEASIBLE, RETAIN OPERATION OF ORIGINAL (E) WINDOW
3. NO INTERIOR WINDOWS ARE INCLUDED ON SCHEDULE ABOVE UNLESS PART OF ORIGINAL CLUBHOUSE
4. PRIME AND PAINT WOOD WINDOW TRIM, FRAMES, AND SASH, TYP.
5. REFER TO PHOTO ON 3/A0.13 FOR EXAMPLE OF FIBERGLASS INFILL AT (E) WINDOWS



Jackson Liles
ARCHITECTURE

JACKSON PARK CLUBHOUSE RELOCATION & ADDITION

KEY PLAN



WINDOW SCHEDULE -
EXISTING -
CLERESTORY

12" = 1'-0"

03/18/2022

A6.02

WINDOW SCHEDULE - NEW

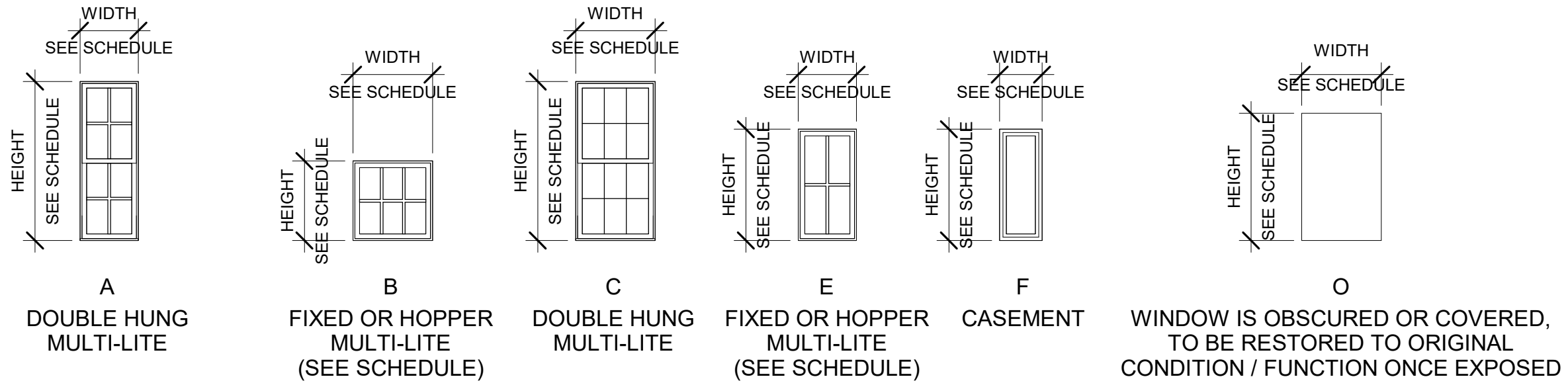
MARK	TYPE	WIDTH	HEIGHT	WINDOW OPERATION	MATERIAL	NOTES
101	A	1' - 10"	5' - 0"	DOUBLE HUNG	WOOD	REPLACE EXISTING INFILL PANEL, (N) WINDOW TO MATCH EXISTING OF SAME SIZE
102	A	1' - 10"	5' - 0"	DOUBLE HUNG	WOOD	REPLACE EXISTING INFILL PANEL, (N) WINDOW TO MATCH EXISTING OF SAME SIZE
109	A	1' - 10"	5' - 0"	DOUBLE HUNG	WOOD	REPLACE EXISTING INFILL PANEL, (N) WINDOW TO MATCH EXISTING OF SAME SIZE
110	A	1' - 10"	5' - 0"	DOUBLE HUNG	WOOD	REPLACE EXISTING INFILL PANEL, (N) WINDOW TO MATCH EXISTING OF SAME SIZE
149	F	1' - 10"	5' - 0"	DOUBLE HUNG	WOOD	
150	F	1' - 10"	5' - 0"	DOUBLE HUNG	WOOD	
154	F	1' - 10"	5' - 0"	DOUBLE HUNG	WOOD	
155	F	1' - 10"	5' - 0"	DOUBLE HUNG	WOOD	
156	F	1' - 10"	5' - 0"	DOUBLE HUNG	WOOD	
157	F	1' - 10"	5' - 0"	DOUBLE HUNG	WOOD	
158	F	1' - 10"	5' - 0"	DOUBLE HUNG	WOOD	
159	F	1' - 10"	5' - 0"	DOUBLE HUNG	WOOD	
160	F	1' - 10"	5' - 0"	DOUBLE HUNG	WOOD	
161	F	1' - 10"	5' - 0"	DOUBLE HUNG	WOOD	
162	F	1' - 10"	5' - 0"	DOUBLE HUNG	WOOD	
307	C	2' - 6"	4' - 0"	DOUBLE HUNG	WOOD	REPLACE EXISTING INFILL PANEL, (N) WINDOW TO MATCH EXISTING OF SAME SIZE
308	C	2' - 6"	4' - 0"	DOUBLE HUNG	WOOD	REPLACE EXISTING INFILL PANEL, (N) WINDOW TO MATCH EXISTING OF SAME SIZE

	S4	SEE LEGEND	STOREFRONT	ALUM/GLASS	
S1	S1	SEE LEGEND	STOREFRONT	ALUM/GLASS	
S2	S2	SEE LEGEND	STOREFRONT	ALUM/GLASS	
S3	S3	SEE LEGEND	STOREFRONT	ALUM/GLASS	
S4	S4	SEE LEGEND	STOREFRONT	ALUM/GLASS	
S5	S5	SEE LEGEND	STOREFRONT	ALUM/GLASS	
S6	S6	SEE LEGEND	STOREFRONT	ALUM/GLASS	
S7	S7	SEE LEGEND	STOREFRONT	ALUM/GLASS	
S8	S8	SEE LEGEND	STOREFRONT	ALUM/GLASS	

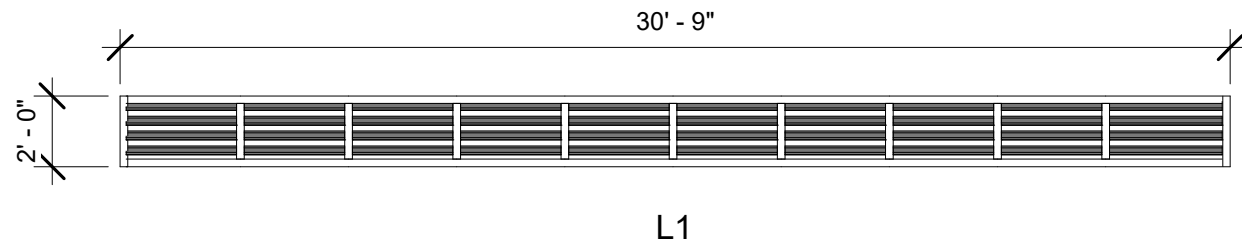
NOTES:

1. WINDOW REHABILITATION WILL OCCUR AFTER RELOCATION OF CLUBHOUSE
2. WHERE FEASIBLE, RETAIN OPERATION OF ORIGINAL (E) WINDOW
3. NO INTERIOR WINDOWS ARE INCLUDED ON SCHEDULE ABOVE UNLESS PART OF ORIGINAL CLUBHOUSE
4. PRIME AND PAINT WOOD WINDOW TRIM, FRAMES, AND SASH, TYP.
5. REFER TO PHOTO ON 3/A0.13 FOR EXAMPLE OF FIBERGLASS INFILL AT (E) WINDOWS

WINDOW LEGEND - EXISTING & NEW



① WINDOW LEGEND DRAWINGS ABOVE DO NOT INDICATE WOOD TRIM
1/4" = 1'-0"



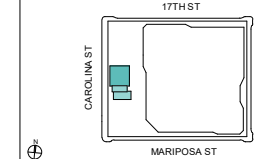
② LOUVER LEGEND
3/16" = 1'-0"



Jackson Liles
ARCHITECTURE

JACKSON PARK CLUBHOUSE RELOCATION & ADDITION

KEY PLAN



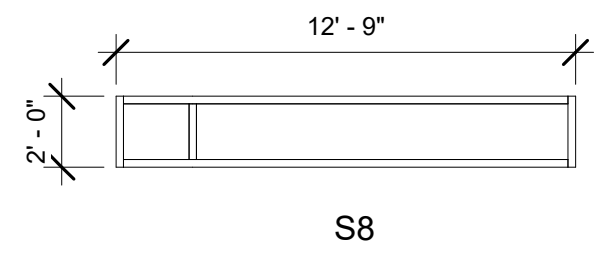
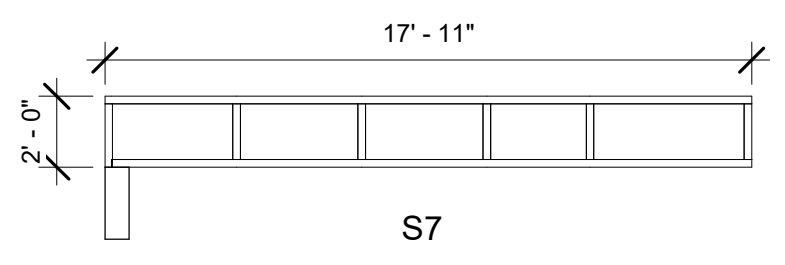
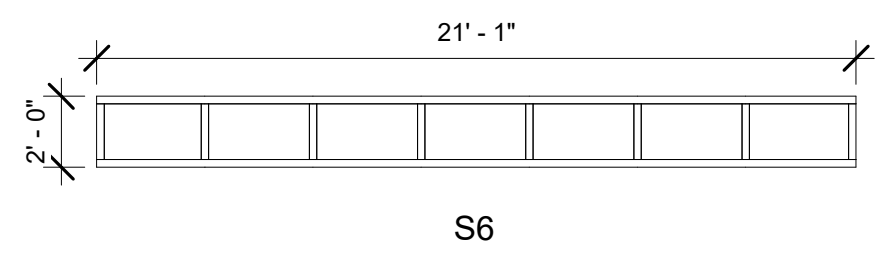
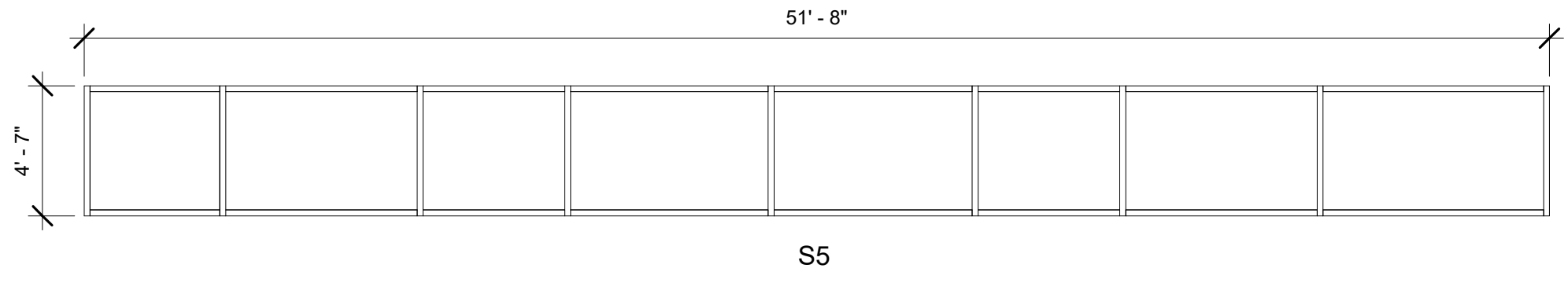
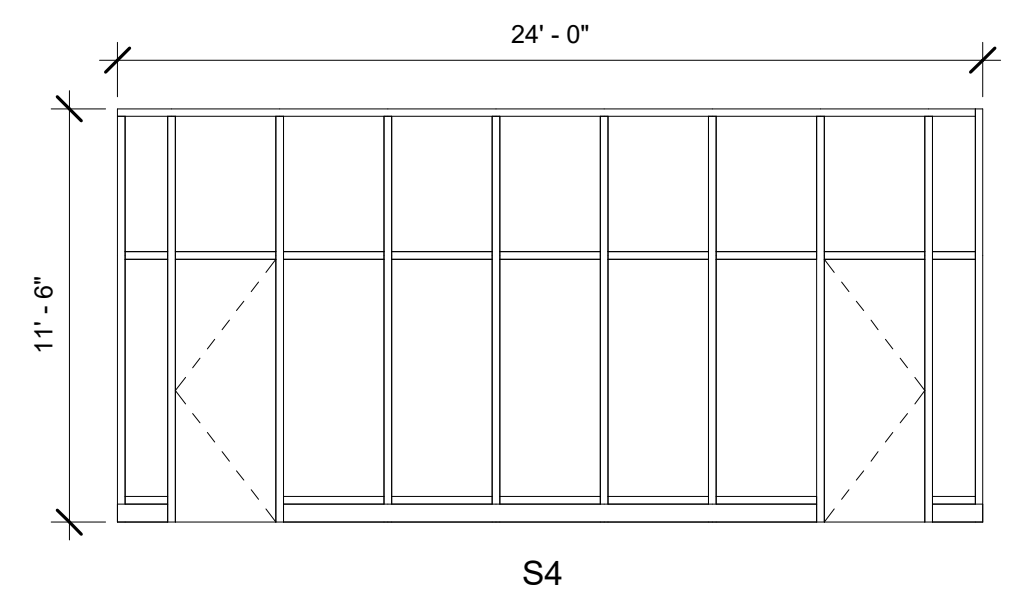
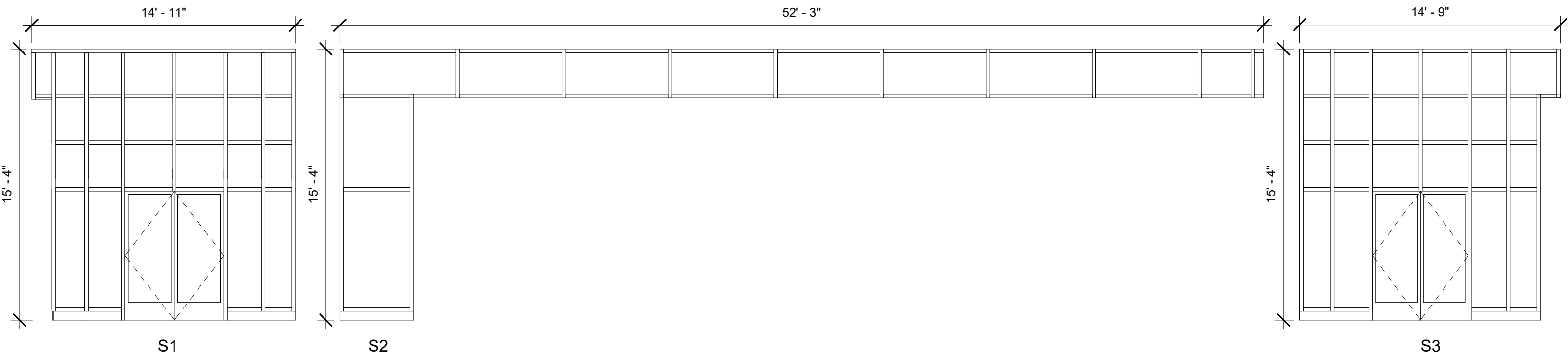
WINDOW LEGEND -
EXISTING & NEW

As indicated

03/18/2022

A6.04

STOREFRONT LEGEND - NEW



EXTERIOR DOOR SCHEDULE - EXISTING & NEW

DOOR SCHEDULE - EXISTING

MARK	TYPE	DESCRIPTION	MATERIAL	WIDTH	HEIGHT	NOTES
001	P	OPENING INFILLED WITH MURAL	WOOD	5' - 0"	7' - 6"	TO BE REMOVED & REPLACED WITH NEW WINDOWS TO MATCH HISTORIC AESTHETIC
002	E1	DOUBLE EQUAL LEAF	MTL	6' - 0"	7' - 0"	TO BE REMOVED & REPLACED WITH NEW DOOR TO MATCH HISTORIC AESTHETIC
003	P	OPENING INFILLED WITH BLANK PANEL	WOOD	5' - 0"	7' - 6"	TO BE REMOVED & REPLACED WITH NEW DOOR TO MATCH HISTORIC AESTHETIC
004	P	OPENING INFILLED WITH BLANK PANEL	WOOD	3' - 0"	7' - 0"	TO BE REMOVED & REPLACED WITH RECLAIMED SIDING
005	P	OPENING INFILLED WITH BLANK PANEL	WOOD	5' - 0"	7' - 6"	TO BE REMOVED & REPLACED WITH NEW DOOR TO MATCH HISTORIC AESTHETIC
006	E3	SINGLE FLUSH	MTL	3' - 0"	7' - 0"	TO BE REMOVED & REPLACED WITH NEW DOOR TO MATCH HISTORIC AESTHETIC
007	E2	DOUBLE UNEQUAL LEAF	MTL	5' - 4"	7' - 0"	TO BE REMOVED
008	E3	SINGLE FLUSH	MTL	3' - 0"	7' - 0"	TO BE REMOVED & REPLACED WITH NEW DOOR TO MATCH HISTORIC AESTHETIC
009	P	OPENING INFILLED WITH BLANK PANEL	WOOD	5' - 0"	7' - 6"	TO BE REMOVED & REPLACED WITH NEW DOOR TO MATCH HISTORIC AESTHETIC

DOOR SCHEDULE - NEW

MARK	TYPE	DESCRIPTION	MATERIAL	WIDTH	HEIGHT	NOTES
101	N1	DOUBLE EQUAL LEAF	PTD WOOD	6' - 0"	7' - 0"	
102	N3	DOUBLE UNEQUAL LEAF	PTD WOOD/GLASS	5' - 0"	7' - 0"	INTERIOR DOOR, PREVIOUSLY AN EXTERIOR CLUBHOUSE DOOR
103	N2	SINGLE LEAF - SINGLE PANEL	PTD WOOD	3' - 0"	7' - 0"	
104	N2	SINGLE LEAF - SINGLE PANEL	PTD WOOD	3' - 0"	7' - 0"	
105	N6	FOLDING GLAZED STAGE DOOR	ALUM/GLASS	18' - 10"	9' - 0"	NANAWALL NW 640 FOLDING DOOR SYSTEM, LOW PROFILE SADDLE SILL-INWARD OPENING, TEMPERED GLASS, DARK BRONZE FINISH
106	N3	DOUBLE UNEQUAL LEAF	PTD WOOD	6' - 0"	7' - 0"	
201	N4	DOUBLE STOREFRONT	ALUM/GLASS	6' - 0"	7' - 3 1/2"	
202	N4	DOUBLE STOREFRONT	ALUM/GLASS	3' - 0"	7' - 3 1/2"	
203	N5	SINGLE STOREFRONT	ALUM/GLASS	3' - 0"	7' - 3 1/2"	
204	N5	SINGLE STOREFRONT	ALUM/GLASS	2' - 9 1/2"	7' - 3 1/2"	

NOTES

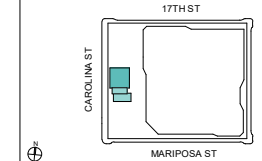
1. NO INTERIOR DOORS ARE INCLUDED ON DOOR SCHEDULE WITH THE EXCEPTION OF DOOR 102



Jackson Liles
ARCHITECTURE

JACKSON PARK CLUBHOUSE RELOCATION & ADDITION

KEY PLAN

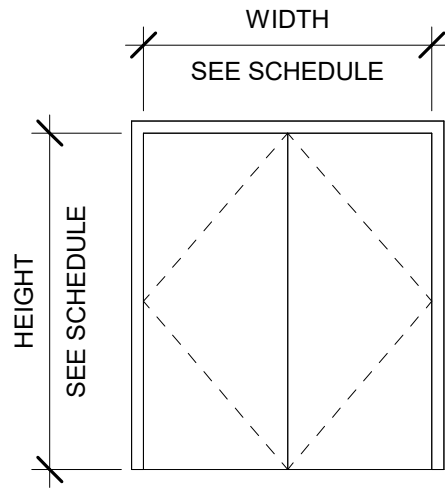


EXTERIOR DOOR
SCHEDULE - EXISTING
& NEW

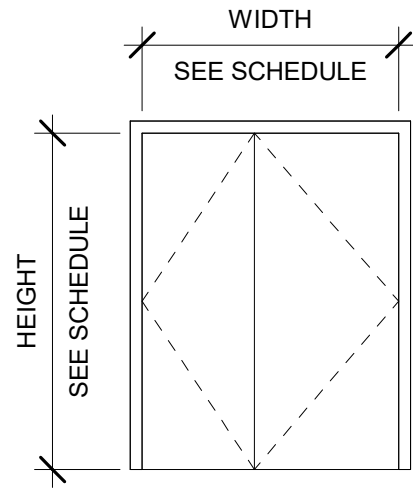
03/18/2022

A6.06

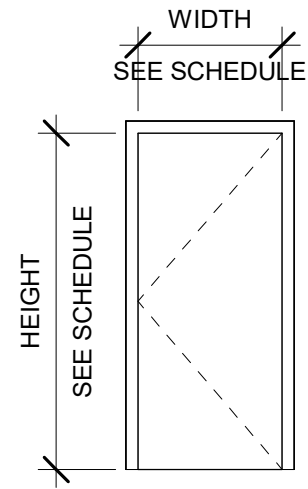
EXTERIOR DOOR LEGEND - EXISTING & NEW



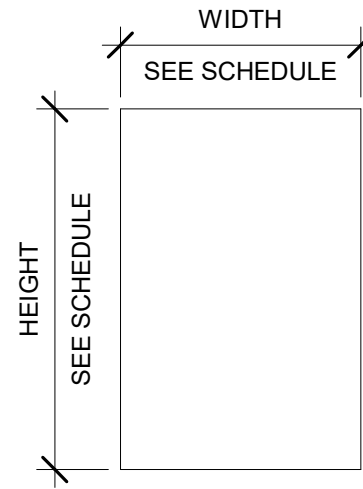
E1
HM DOUBLE
DOOR & FRAME



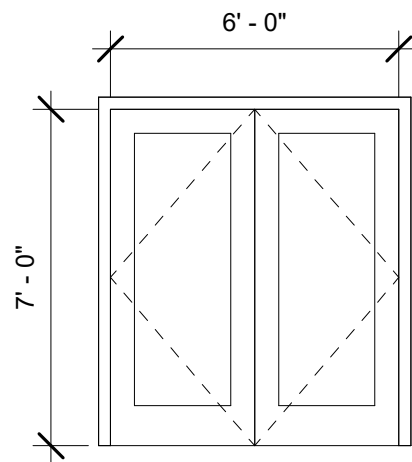
E2
HM DOUBLE UNEQUAL
DOOR & FRAME



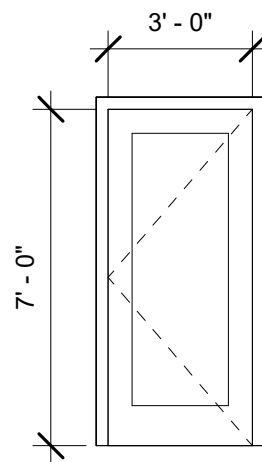
E3
HM SINGLE
DOOR & FRAME



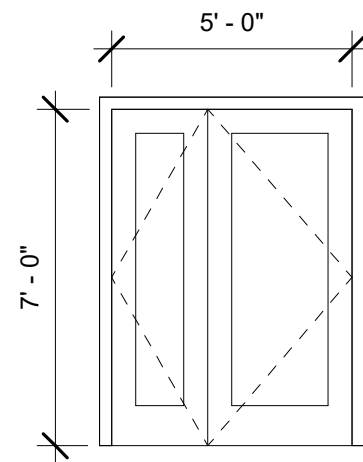
P
INFILL PANEL
NON-HISTORIC



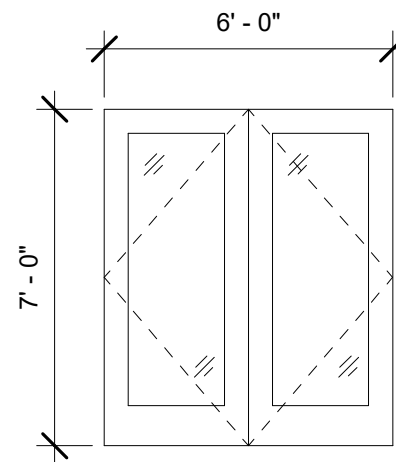
N1
WOOD DOUBLE DOOR
& FRAME - EQUAL
LEAF - SINGLE PANEL



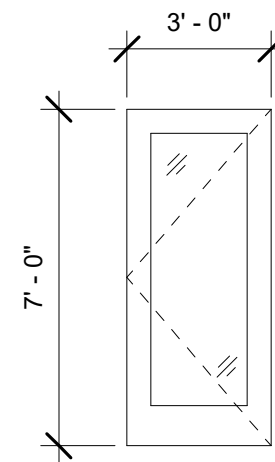
N2
WOOD SINGLE LEAF
DOOR & FRAME -
SINLE PANEL



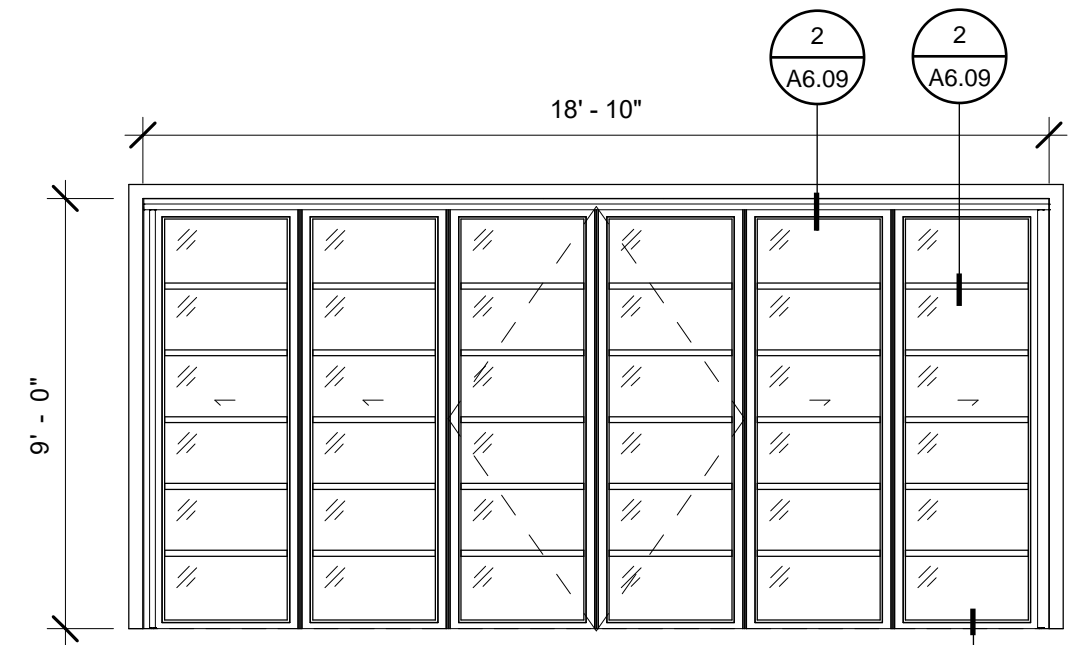
N3
WOOD DOUBLE DOOR
& FRAME - UNEQUAL
LEAF - SINGLE PANEL



N4
DOUBLE GLAZED
STOREFRONT



N5
SINGLE GLAZED
STOREFRONT



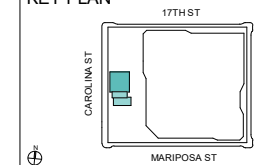
N6
FOLDING GLAZED STAGE DOOR



Jackson Liles
ARCHITECTURE

JACKSON PARK CLUBHOUSE RELOCATION & ADDITION

KEY PLAN



EXTERIOR DOOR
LEGEND - EXISTING &
NEW

1/4" = 1'-0"

03/18/2022

A6.07

GLAZED FOLDING DOOR PRECEDENT

REFERENCE PROJECT - Palo Alto Children's Library Renovation

The Palo Alto Children's Library Renovation by Architecture Resources Group (ARG) incorporated a bronze Nanawall folder glazed door into a historic 1939 Spanish Colonial Revival children's library. The programmatic function, scale and historic integration of the door of this project illustrate the approach towards the new Stage Door at the renovated Jackson Park Clubhouse.



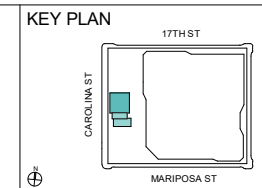
① NANAWALL FOLDING GLAZED DOOR EXTERIOR

② NANAWALL FOLDING GLAZED DOOR INTERIOR



Jackson Liles
ARCHITECTURE

JACKSON PARK CLUBHOUSE RELOCATION & ADDITION



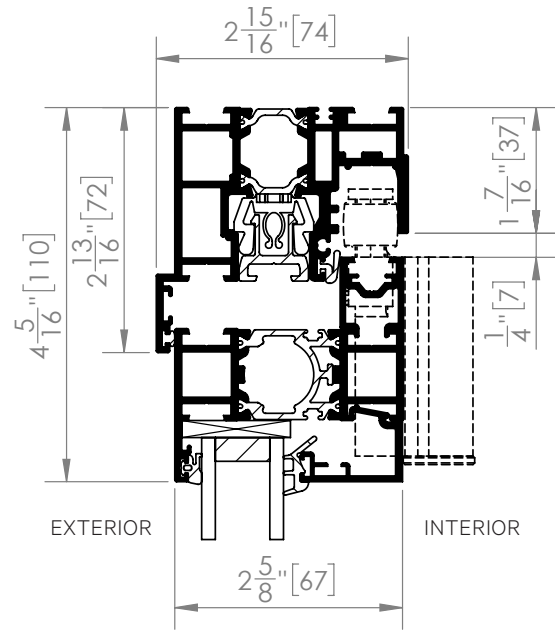
GLAZED FOLDING
DOOR PRECEDENT

1/8" = 1'-0"

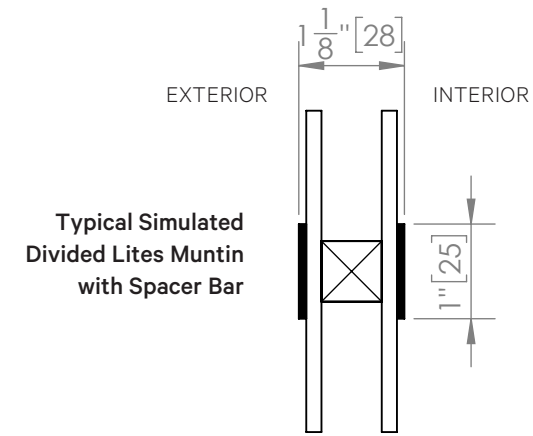
03/18/2022

A6.08

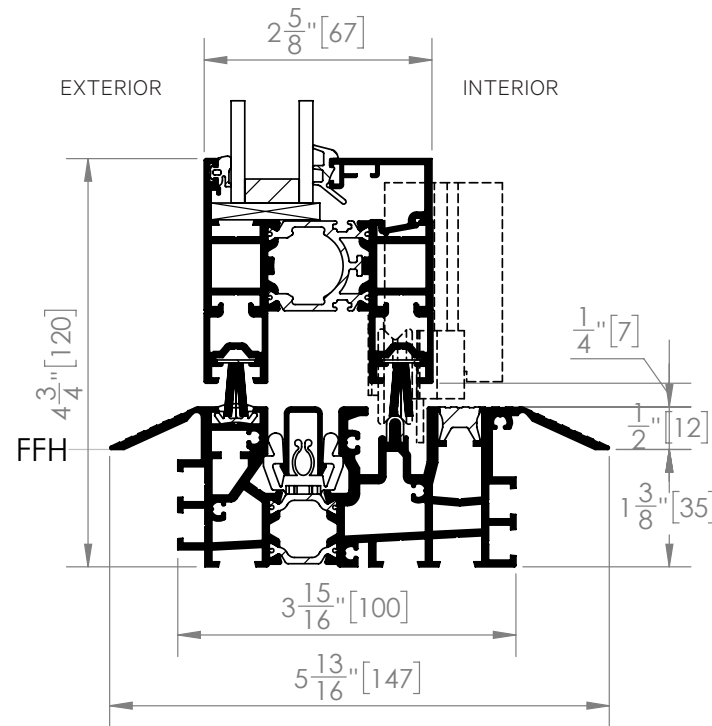
GLAZED FOLDING DOOR



2 HEAD AT STAGE DOOR
N.T.S.



3 DIVIDED LITE MUNTIN AT STAGE DOOR
N.T.S.



1 SILL AT STAGE DOOR
N.T.S.

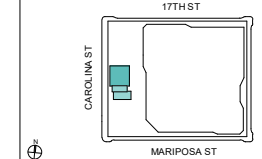
NOTE:
STAGE DOOR DETAILS ARE PROVIDED BY NANAWALL,
SHOP DRAWINGS WILL BE PROVIDED PRIOR TO
FABRICATION



Jackson Liles
ARCHITECTURE

JACKSON PARK CLUBHOUSE RELOCATION & ADDITION

KEY PLAN




GLAZED FOLDING
DOOR DETAILS

1/8" = 1'-0"

03/18/2022

A6.09

PERSPECTIVE VIEW FROM NORTHWEST

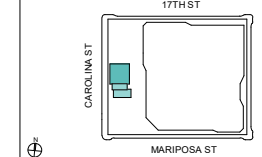


Jackson Liles
ARCHITECTURE

JACKSON PARK CLUBHOUSE RELOCATION & ADDITION



KEY PLAN



PERSPECTIVE VIEW
FROM NORTHWEST

12" = 1'-0"

03/18/2022

A7.01

PERSPECTIVE VIEW FROM NORTHWEST

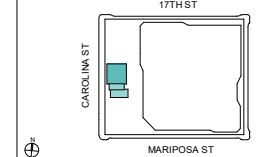


Jackson Liles
ARCHITECTURE

JACKSON PARK CLUBHOUSE RELOCATION & ADDITION



KEY PLAN



PERSPECTIVE VIEW
FROM NORTHWEST

12" = 1'-0"

03/18/2022

A7.02

PERSPECTIVE VIEW FROM WEST

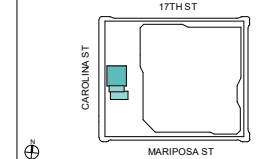


Jackson Liles
ARCHITECTURE

JACKSON PARK CLUBHOUSE RELOCATION & ADDITION



KEY PLAN




PERSPECTIVE VIEW
FROM WEST

12" = 1'-0"

03/18/2022

A7.03

PERSPECTIVE VIEW FROM SOUTHWEST

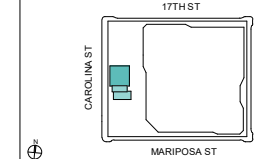


Jackson Liles
ARCHITECTURE

JACKSON PARK CLUBHOUSE RELOCATION & ADDITION



KEY PLAN



PERSPECTIVE VIEW
FROM SOUTHWEST

12" = 1'-0"

03/18/2022

A7.04

PERSPECTIVE VIEW FROM SOUTH

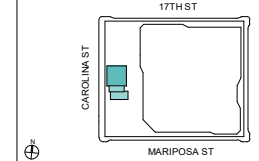


Jackson Liles
ARCHITECTURE

JACKSON PARK CLUBHOUSE RELOCATION & ADDITION



KEY PLAN



PERSPECTIVE VIEW
FROM SOUTH

12" = 1'-0"

03/18/2022

A7.05

PERSPECTIVE VIEW FROM SOUTHEAST

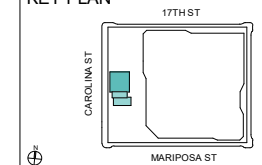


Jackson Liles
ARCHITECTURE

JACKSON PARK CLUBHOUSE RELOCATION & ADDITION



KEY PLAN




PERSPECTIVE VIEW
FROM SOUTHEAST

12" = 1'-0"

03/18/2022

A7.06

PERSPECTIVE VIEW FROM EAST

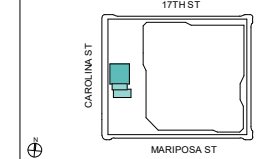


Jackson Liles
ARCHITECTURE

JACKSON PARK CLUBHOUSE RELOCATION & ADDITION



KEY PLAN



PERSPECTIVE VIEW
FROM EAST

12" = 1'-0"

03/18/2022

A7.07

PERSPECTIVE VIEW FROM NORTHEAST

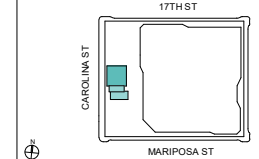


Jackson Liles
ARCHITECTURE

JACKSON PARK CLUBHOUSE RELOCATION & ADDITION



KEY PLAN



PERSPECTIVE VIEW
FROM NORTHEAST

12" = 1'-0"

03/18/2022

A7.08

PERSPECTIVE VIEW FROM NORTH

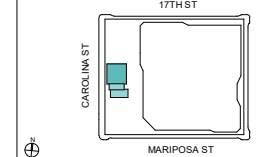


Jackson Liles
ARCHITECTURE

JACKSON PARK CLUBHOUSE RELOCATION & ADDITION



KEY PLAN



PERSPECTIVE VIEW
FROM NORTH

12" = 1'-0"

03/18/2022

A7.09