



LONDON N. BREED
MAYOR

CITY AND COUNTY OF SAN FRANCISCO
POLICE DEPARTMENT
HEADQUARTERS
1245 3RD Street
San Francisco, California 94158



WILLIAM SCOTT
CHIEF OF POLICE

September 12, 2024

Police Commission
City and County of San Francisco
1245 3rd Street, FL 6
San Francisco, CA 94158

President Elias and Commissioners:

Re: Q1 2024, Quarterly Report – Department Use of Non-City Entity Cameras Policy approved via Board of Supervisors Ordinance 205-22

Please find enclosed Q1 (January, February, March 2024) data relating to live monitoring requests to non-city entities and subsequent live monitoring operations. Pursuant to BOS Ordinance 205-22, the report also includes crime stat information for a month prior to the reporting period and a month following the reporting period.

Background:

Effective November 6, 2022, BOS Ordinance 205-22 approved SFPD's Use of Non-City Entity Surveillance Camera Policy. The Department issued internal written directives including Bureau Orders for Field Operations, Special Operations, Investigations Bureau and one Unit Order for the Community Engagement Unit. The Department and the Police Commission approved SFPD Form # 619 allowing the Department to document and track all requests for live monitoring operations.

BOS Ordinance 205-22 allows the Department to maintain confidentiality of the non-city entity/individuals to decrease the likelihood that they may face retaliation related to criminal investigations. As such, the ordinance mandates census tract reporting instead of releasing names or addresses of individuals or non-city entities who have approved SFPD requests to access their camera systems.

The enclosed report summarizes the 41 live monitoring requests made to non-city entities that resulted in 188 hours of monitoring and 43 arrests.

Respectfully submitted,

William Scott
Chief of Police

cc: Board of Supervisors



SFPD Non-City Entity Surveillance Camera Policy
BOS Ordinance 205-22
Quarterly Report
Q1 2024: January 1, 2024 – March 31, 2024



Pursuant to Ordinance 205-22 and SFPD Non-City Surveillance Camera Policy, Reporting Section on p. 8, the Department will provide the Police Commission and the Board of Supervisors, on a quarterly basis, a report that details the Department's requests for temporary live monitoring access from non-city entities or individuals.

- In the 1st Quarter of 2024, the SFPD made 41 requests for live monitoring from a non-city entity or an individual.
- Of those 41 requests, 41 were approved, with 40 operations taking place.
- These live monitoring operations took place in 12 census tracts.
- Breakdown of census tracts and police districts involved:
 - Census Tract(s): 117 (Central, Tenderloin)
 - Census Tract(s): 124.03 (Tenderloin)
 - Census Tract(s): 124.04 (Tenderloin)
 - Census Tract(s): 124.05 (Northern, Tenderloin, Southern)
 - Census Tract(s): 124.06 (Northern, Tenderloin)
 - Census Tract(s): 125.03 (Tenderloin, Central)
 - Census Tract(s): 125.04 (Tenderloin)
 - Census Tract(s): 176.04 (Tenderloin, Southern)
 - Census Tract(s): 217 (Ingleside)
 - Census Tract(s): 253 (Ingleside, Mission)
 - Census Tract(s): 261 (Ingleside, Taraval)
 - Census Tract(s): 311 (Ingleside, Taraval)
- Arrest Crime Category Breakdown (see *Surveillance Related Arrests* table for further analysis)
 - 24 Narcotics
 - 14 Theft/Shoplifting
 - 2 Robbery
 - 2 Warrant
 - 1 Resisting, Delaying, or Obstructing Peace Officer Duties
- Live Monitoring took place over the span of 188 Hours 5 mins, though actual monitoring was not continuous.
- A total of 64 officers, 4 sergeants, 2 lieutenants, and 10 captains viewed surveillance during the live monitoring operations.

The live monitoring operations took place during officers' regular deployments and no additional costs were incurred by the SFPD.



**SFPD Non-City Entity Surveillance Camera Policy
 BOS Ordinance 205-22
 Quarterly Report
 Q1 2024: January 1, 2024 – March 31, 2024**



Live Monitoring Table

	Date of Live Monitoring Request(s)	Census Tract(s)	Arrest(s) Made	Time Spent Monitoring (hrs:mins)
1	1/11/24	124.06	Y	0:30
2	1/12/24	124.06	Y	0:30
3	1/19/24	176.04, 125.04	N	2:00
4	1/24/24	124.06, 124.03, 124.04, 124.05	Y	4:00
5	1/24/24	124.06	N	10:00
6	1/24/24	124.06	Y	12:00
7	1/25/24	124.06	Y	0:30
8	1/26/24	261, 253, 217, 311	Y	6:00
9	1/30/24	176.04, 125.04	N	2:00
10	2/7/24	176.04, 125.04	N	2:00
11	2/7/24	124.06	Y	0:30
12	2/8/24	124.06	Y	0:30
13	2/9/24	261, 253	Y	7:00
14	2/9/24	261, 253	Y	1:30
15	2/9/24	176.04, 125.04	N	2:00
16	2/11/24	176.04, 125.04	N	7:00
17	2/11/24	117	N	7:00
18	2/15/24	117	N	0:00
19	2/27/24	176.04, 125.04	N	2:00
20	3/1/24	176.04, 125.04	N	2:00

Table Continued Next Page



**SFPD Non-City Entity Surveillance Camera Policy
BOS Ordinance 205-22
Quarterly Report
Q1 2024: January 1, 2024 – March 31, 2024**



Date of Live Monitoring Request(s)		Census Tract(s)	Arrest(s) Made	Time Spent Monitoring (hrs:mins)
21	3/2/24	124.06	Y	4:00
22	3/6/24	176.04, 125.04	N	2:00
23	3/8/24	176.04, 125.04	N	2:00
24	3/11/24	176.04, 125.04	N	2:00
25	3/11/24	124.06	N	10:00
26	3/15/24	176.04, 125.04	N	2:00
27	3/16/24	124.06	Y	9:00
28	3/17/24	125.04, 125.03	Y	10:00
29	3/19/24	125.04, 125.03	Y	12:00
30	3/19/24	125.04	N	8:00
31	3/19/24	124	N	12:00
32	3/19/24	176.04, 125.04	Y	3:00
33	3/20/24	124.06, 124.03, 124.04, 124.05	Y	4:05
34	3/20/24	124.06	N	5:00
35	3/20/24	176.04, 125.04	N	5:00
36	3/20/24	124.06	N	5:00
37	3/22/24	176.04, 125.04	Y	2:00
38	3/25/24	176.04, 125.04	N	1:00
39	3/26/24	124.06	Y	10:00
40	3/26/24	125.04, 125.03	Y	10:00
41	3/27/24	176.04, 125.04	N	1:00
Grand Total (Hrs)				188:05



**SFPD Non-City Entity Surveillance Camera Policy
BOS Ordinance 205-22
Quarterly Report
Q1 2024: January 1, 2024 – March 31, 2024**



SFPD Reason for Live Monitoring Request**	Jan	Feb	Mar	Total
Felony investigations	7	4	13	24
Significant Events, as defined by Ordinance 205-22		2		2
Community Complaints of criminal activity	9	8	18	35
Exigency involving imminent danger		1		1
Sum Total	16	15	31	62

**Requestor may select multiple responses.

Justification for Captain-Rank Approval	Jan	Feb	Mar	Total
Narcotics	8	5	22	35
Significant Events		3		3
Active Investigation	1	2		3
Sum Total	9	10	22	41

Non-City Entity/Individual Approvals	Jan	Feb	Mar	Total
SFPD requests approved by non-city entity or individual	9	10	22	41

Hours Associated with Live Monitoring Operation(s)	Jan	Feb	Mar	Total
Actual total hours spent live monitoring for all categories	37:30	29:30	121:05	188:05



**SFPD Non-City Entity Surveillance Camera Policy
BOS Ordinance 205-22
Quarterly Report
Q1 2024: January 1, 2024 – March 31, 2024**



Crime Stats Associated with Census Tract(s) during month of request, prior month, and post month

**41 Live Monitoring Operations comprised of 12 Census Tracts –
117, 124.03, 124.04, 124.05, 124.06, 125.03, 125.04, 176.04, 217, 253, 261, 311**

**Census Tract 117
Operation Date(s):**

	Dec 2023	Jan 2024	Feb 2024	Mar 2024	Apr 2024
Census Tract Part I Crimes	86	85	73	75	69
Census Tract Part II Crimes	60	34	39	43	41

**Census Tract 124.03
Operation Date(s):**

	Dec 2023	Jan 2024	Feb 2024	Mar 2024	Apr 2024
Census Tract Part I Crimes	6	7	8	9	5
Census Tract Part II Crimes	24	34	16	31	23

**Census Tract 124.04
Operation Date(s):**

	Dec 2023	Jan 2024	Feb 2024	Mar 2024	Apr 2024
Census Tract Part I Crimes	14	15	10	12	13
Census Tract Part II Crimes	37	32	24	30	38

**Census Tract 124.05
Operation Date(s):**

	Dec 2023	Jan 2024	Feb 2024	Mar 2024	Apr 2024
Census Tract Part I Crimes	22	24	27	29	28
Census Tract Part II Crimes	33	39	40	41	38

**Census Tract 124.06
Operation Date(s):**

	Dec 2023	Jan 2024	Feb 2024	Mar 2024	Apr 2024
Census Tract Part I Crimes	8	5	7	7	11
Census Tract Part II Crimes	27	35	19	23	25

**Census Tract 125.03
Operation Date(s):**

	Dec 2023	Jan 2024	Feb 2024	Mar 2024	Apr 2024
Census Tract Part I Crimes	11	25	24	13	26
Census Tract Part II Crimes	20	34	35	45	34



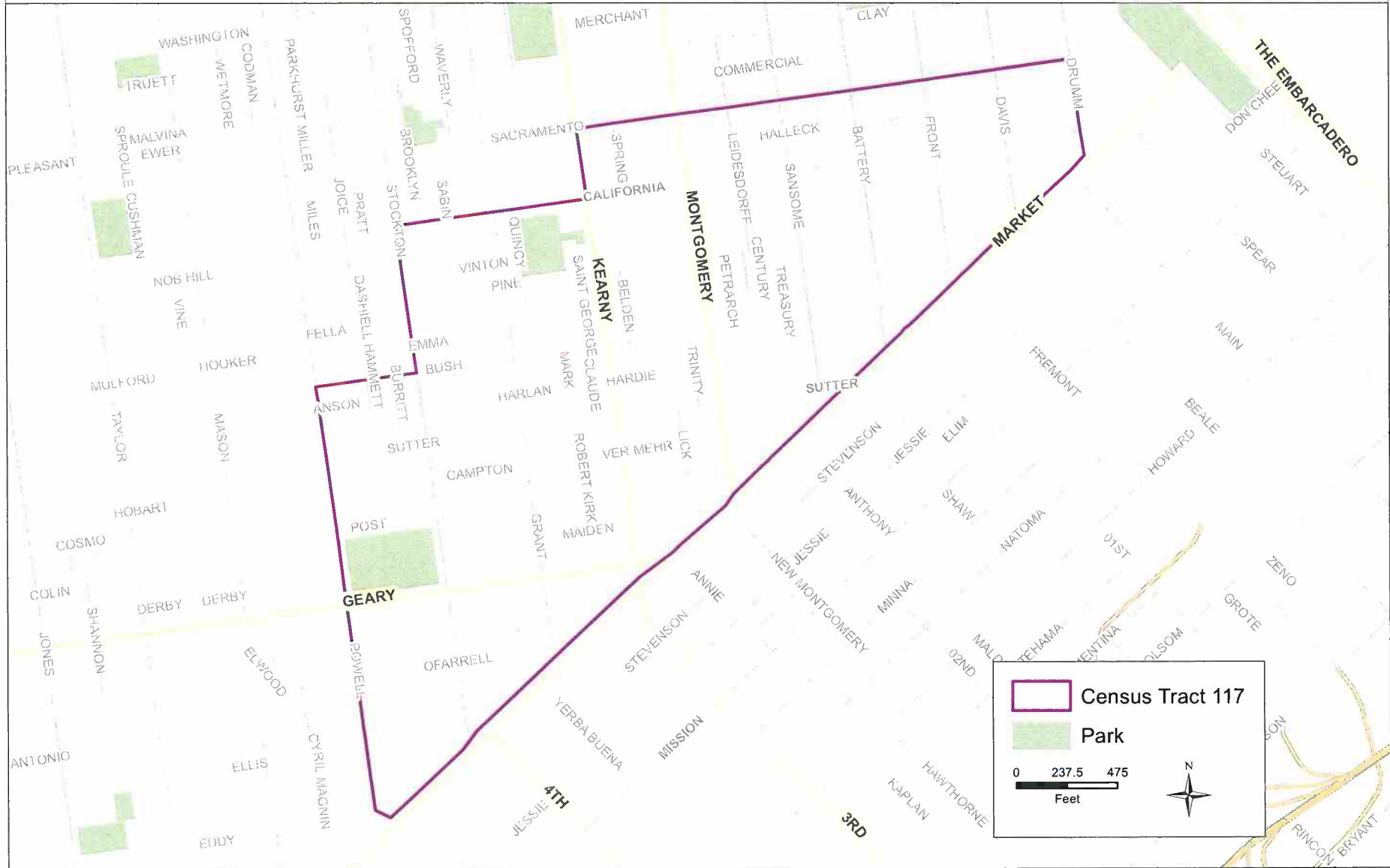
**SFPD Non-City Entity Surveillance Camera Policy
BOS Ordinance 205-22
Quarterly Report
Q1 2024: January 1, 2024 – March 31, 2024**



Crime Stats Associated with Census Tract(s) during month of request, prior month, and post month					
41 Live Monitoring Operations comprised of 12 Census Tracts – 117, 124.03, 124.04, 124.05, 124.06, 125.03, 125.04, 176.04, 217, 253, 261, 311					
Census Tract 125.04 Operation Date(s):					
	Dec 2023	Jan 2024	Feb 2024	Mar 2024	Apr 2024
Census Tract Part I Crimes	4	5	6	3	6
Census Tract Part II Crimes	9	11	11	7	9
Census Tract 176.04 Operation Date(s):					
	Dec 2023	Jan 2024	Feb 2024	Mar 2024	Apr 2024
Census Tract Part I Crimes	11	12	13	9	23
Census Tract Part II Crimes	19	35	22	42	23
Census Tract 217 Operation Date(s):					
	Dec 2023	Jan 2024	Feb 2024	Mar 2024	Apr 2024
Census Tract Part I Crimes	15	12	13	21	13
Census Tract Part II Crimes	0	3	6	6	5
Census Tract 253 Operation Date(s):					
	Dec 2023	Jan 2024	Feb 2024	Mar 2024	Apr 2024
Census Tract Part I Crimes	19	26	29	18	30
Census Tract Part II Crimes	10	15	11	12	9
Census Tract 261 Operation Date(s):					
	Dec 2023	Jan 2024	Feb 2024	Mar 2024	Apr 2024
Census Tract Part I Crimes	17	23	19	9	19
Census Tract Part II Crimes	13	11	19	13	17
Census Tract 311 Operation Date(s):					
	Dec 2023	Jan 2024	Feb 2024	Mar 2024	Apr 2024
Census Tract Part I Crimes	15	14	3	7	9
Census Tract Part II Crimes	9	7	5	4	8



Census Tract 117 San Francisco, CA



Census Tract 117

Park

0 237.5 475
Feet



Census Tract 124.03 San Francisco, CA





Census Tract 124.04 San Francisco, CA





Census Tract 124.05 San Francisco, CA



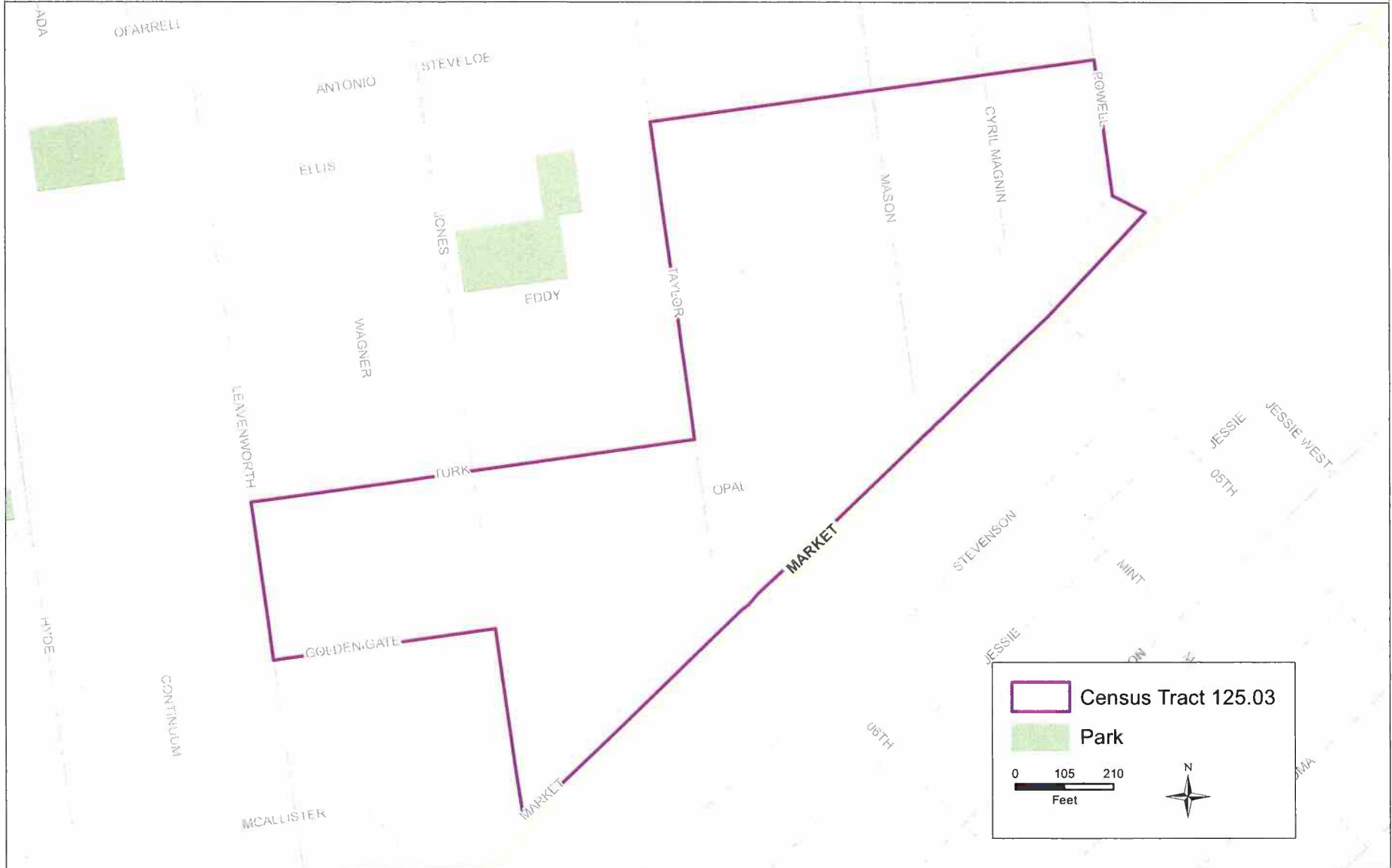


Census Tract 124.06 San Francisco, CA





Census Tract 125.03 San Francisco, CA



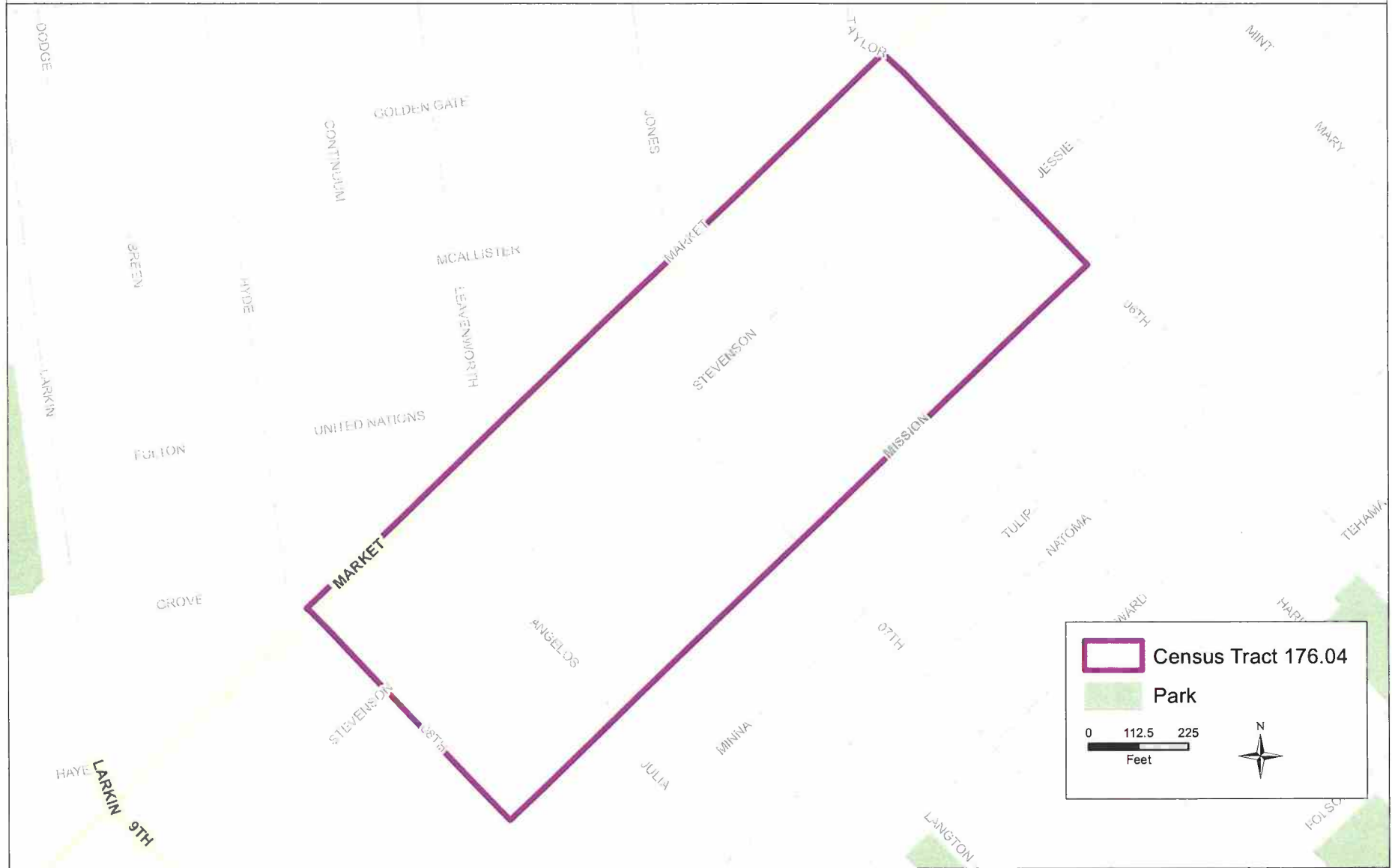


Census Tract 125.04 San Francisco, CA



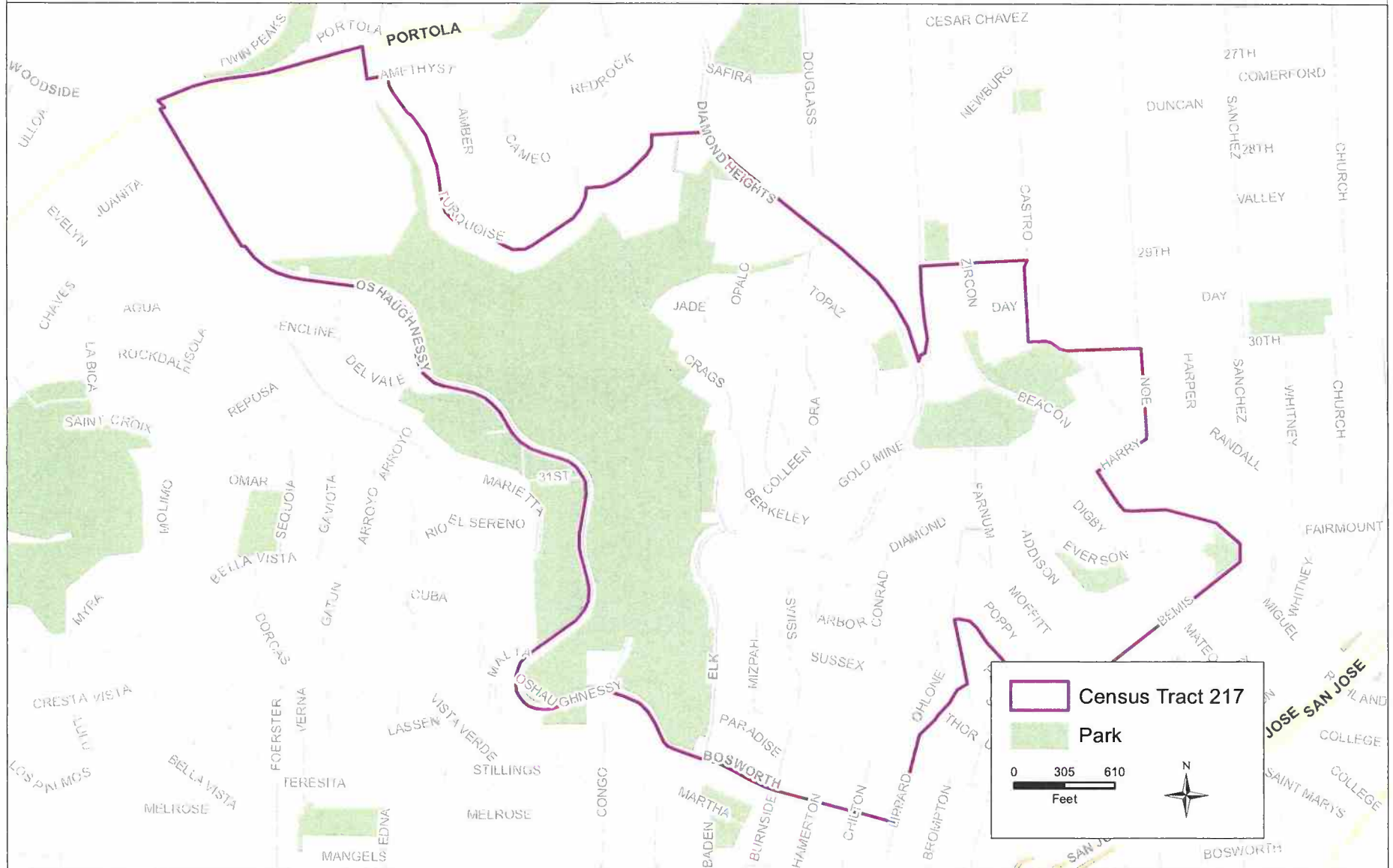


Census Tract 176.04 San Francisco, CA



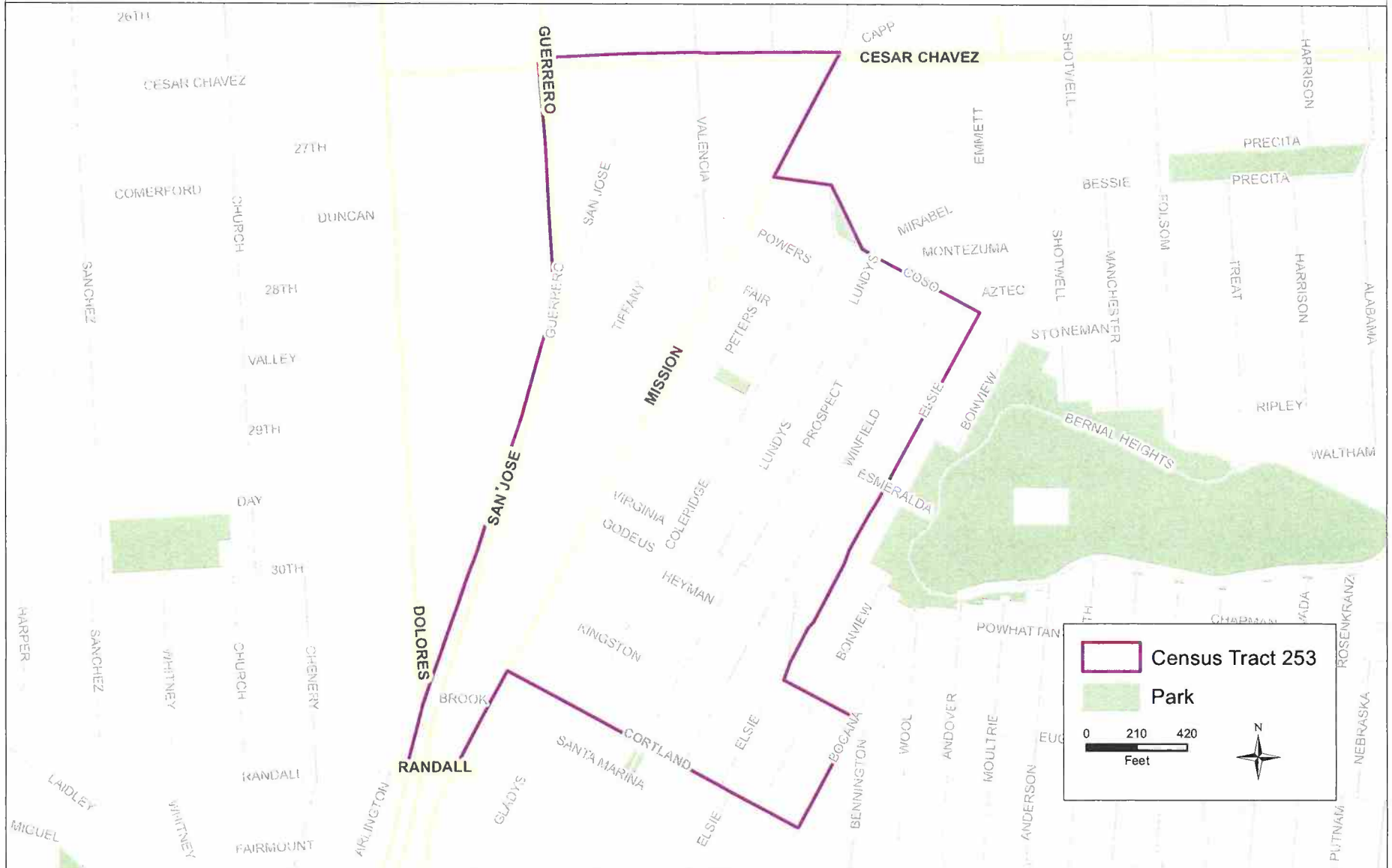


Census Tract 217 San Francisco, CA





Census Tract 253 San Francisco, CA





Census Tract 261 San Francisco, CA





Census Tract 311 San Francisco, CA

