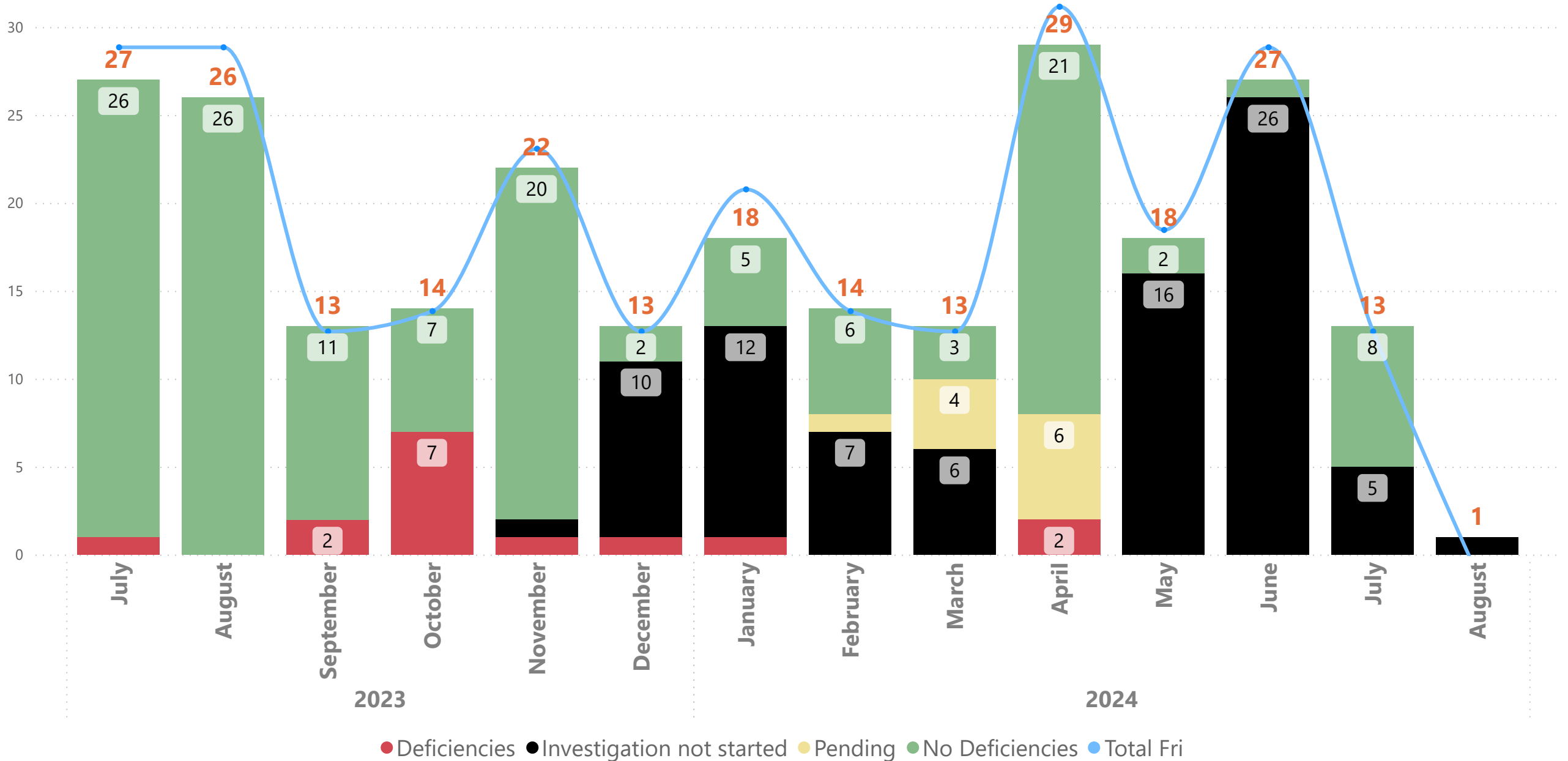


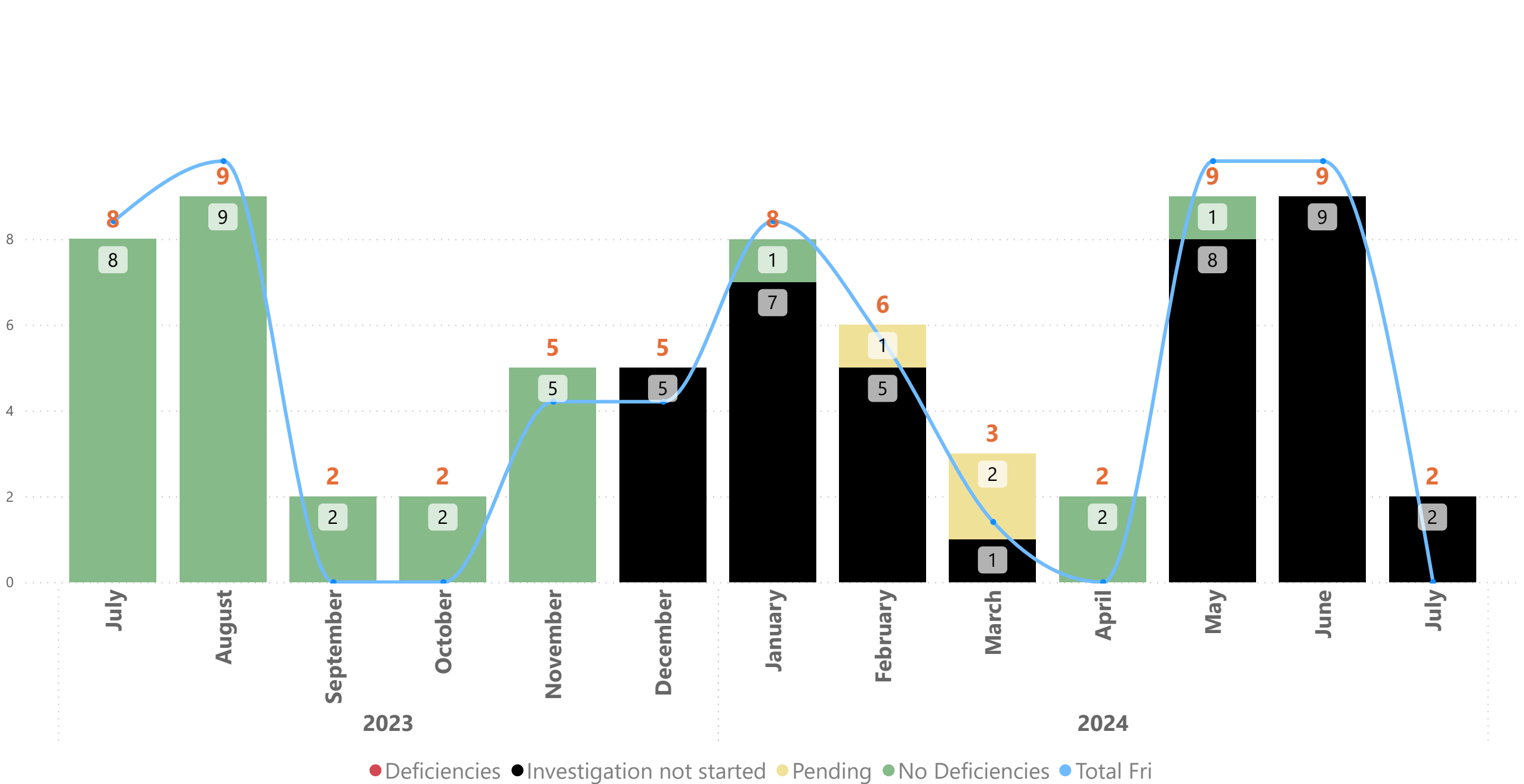


ITEM	DISCUSSION
FACILITY REPORTED INCIDENTS (FRI)	<p>During July 2024, LHH submitted a total of 5 Facility Reported Incidents (FRIs) to CDPH and 8 Anonymous Complaints. The FRIs include allegations of abuse.</p> <p>July 13 cases (5 FRI and 8 Anonymous Complaints) (5 out of 5 FRI cases, investigation not started by CDPH)</p> <ul style="list-style-type: none"> • 5 Allegations of Abuse <ul style="list-style-type: none"> ○ Resident to Resident: 3 (3 investigations not started by CPDH) ○ Staff to Resident: 2 (2 investigations not started by CPDH) • 8 Anonymous Complaints (8 preliminary outcomes: no deficiencies)
SURVEY UPDATES	<p>None.</p>
PLAN OF CORRECTION UPDATES/REPORTING	<p>None.</p>
EMAIL/TELEPHONE REQUESTS IN LIEU OF SITE VISITS	<p>None.</p>
ONGOING SITE VISITS	<ol style="list-style-type: none"> 1. Site visit on 7/10/24 <ul style="list-style-type: none"> • Three CDPH surveyors conducted their investigations for – <ul style="list-style-type: none"> ○ Five Anonymous Complaints ○ Exit conference on 7/10/24 with zero preliminary deficiencies. 2. Site visit on 7/24/24 <ul style="list-style-type: none"> • Two CDPH surveyors conducted their investigations for - <ul style="list-style-type: none"> ○ Two Facility Reported Incidents, which occurred in March 2024 <ul style="list-style-type: none"> ▪ Exit conference on 7/24/24 with zero preliminary deficiencies. ○ Three Anonymous Complaints <ul style="list-style-type: none"> ▪ Exit conference on 7/24/24 with zero preliminary deficiencies.
PENDING SITE VISITS	<p>96 FRI pending without document request or call/visit.</p>

Outcome of FRIs FY 23-34 and FY 24-25

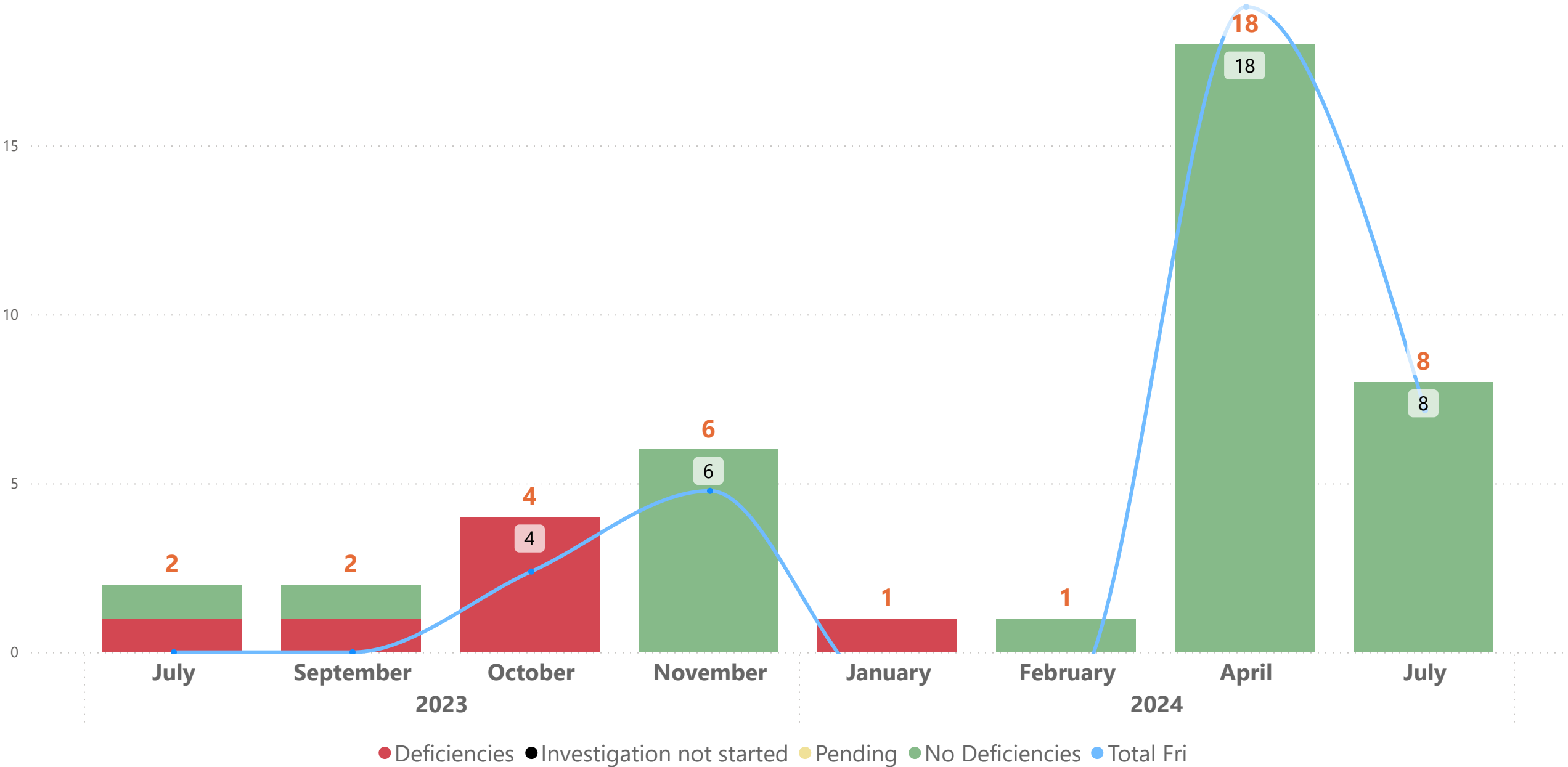


Staff to Res Abuse FY 23-24 and FY 24-25

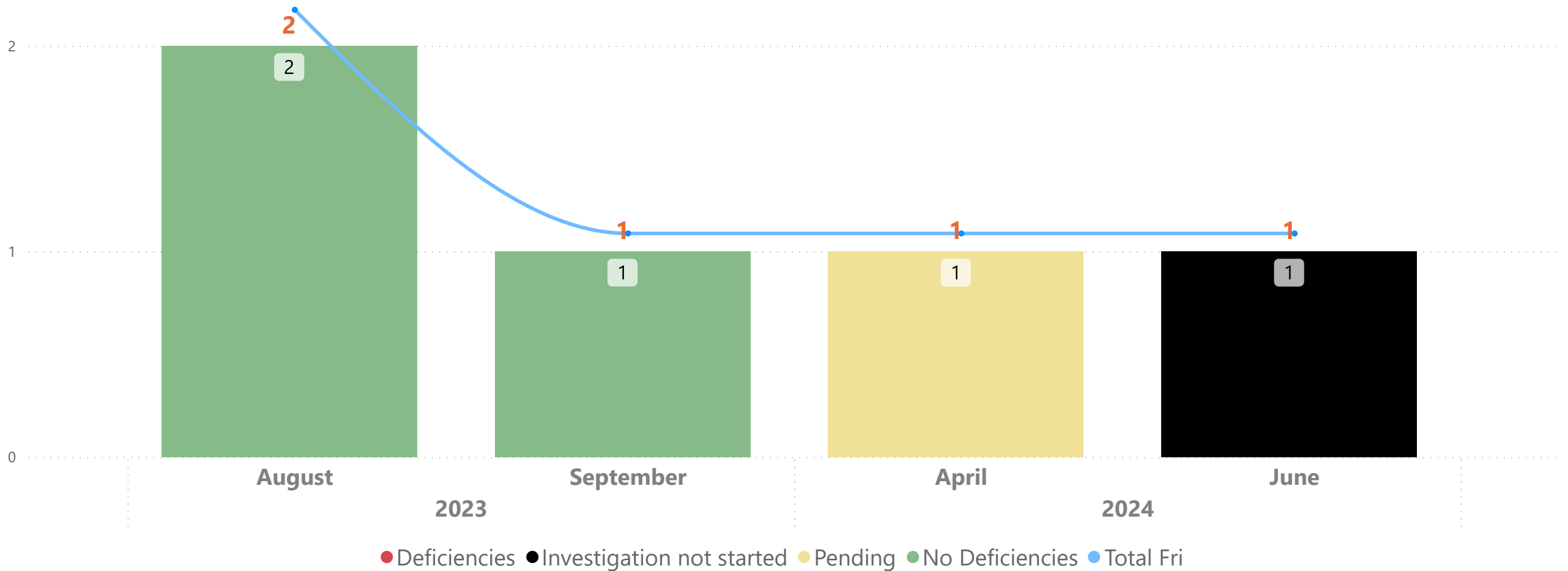


● Deficiencies ● Investigation not started ● Pending ● No Deficiencies ● Total Fri

Anonymous Complaints FY 23-24 and FY 24-25



Staff to Res Theft FY 23-24 and FY 24-25



All FRIs: Outcome Summary

Year ▲	No Deficiencies	Deficiencies	Pending	Investigation not started	%No deficiency
2023	92	12		11	88%
2024	46	3	11	73	94%
Total	138	15	11	84	90%

Staff To Resident Abuse: Outcome Summary

Year	No Deficiencies	Deficiencies	Pending	Investigation not started	%No deficiency
2023	19			4	100%
2024	4		2	30	100%
Total	23		2	34	100%

Anonymous Complaints: Outcome Summary

Year	No Deficiencies	Deficiencies	Pending	Investigation not started	%No deficiency
2023	8	6			57%
2024	27	1			96%
Total	35	7			83%