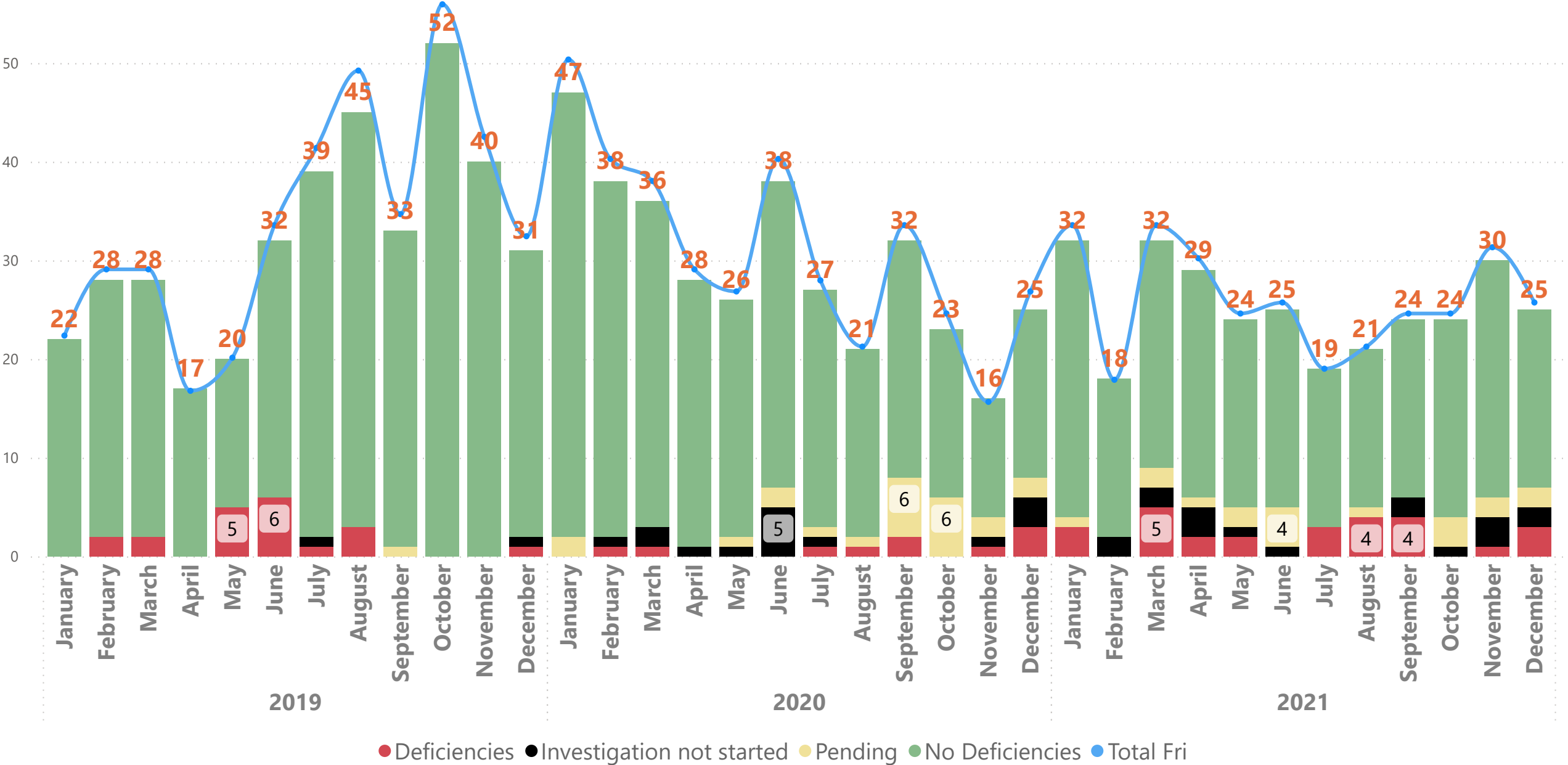


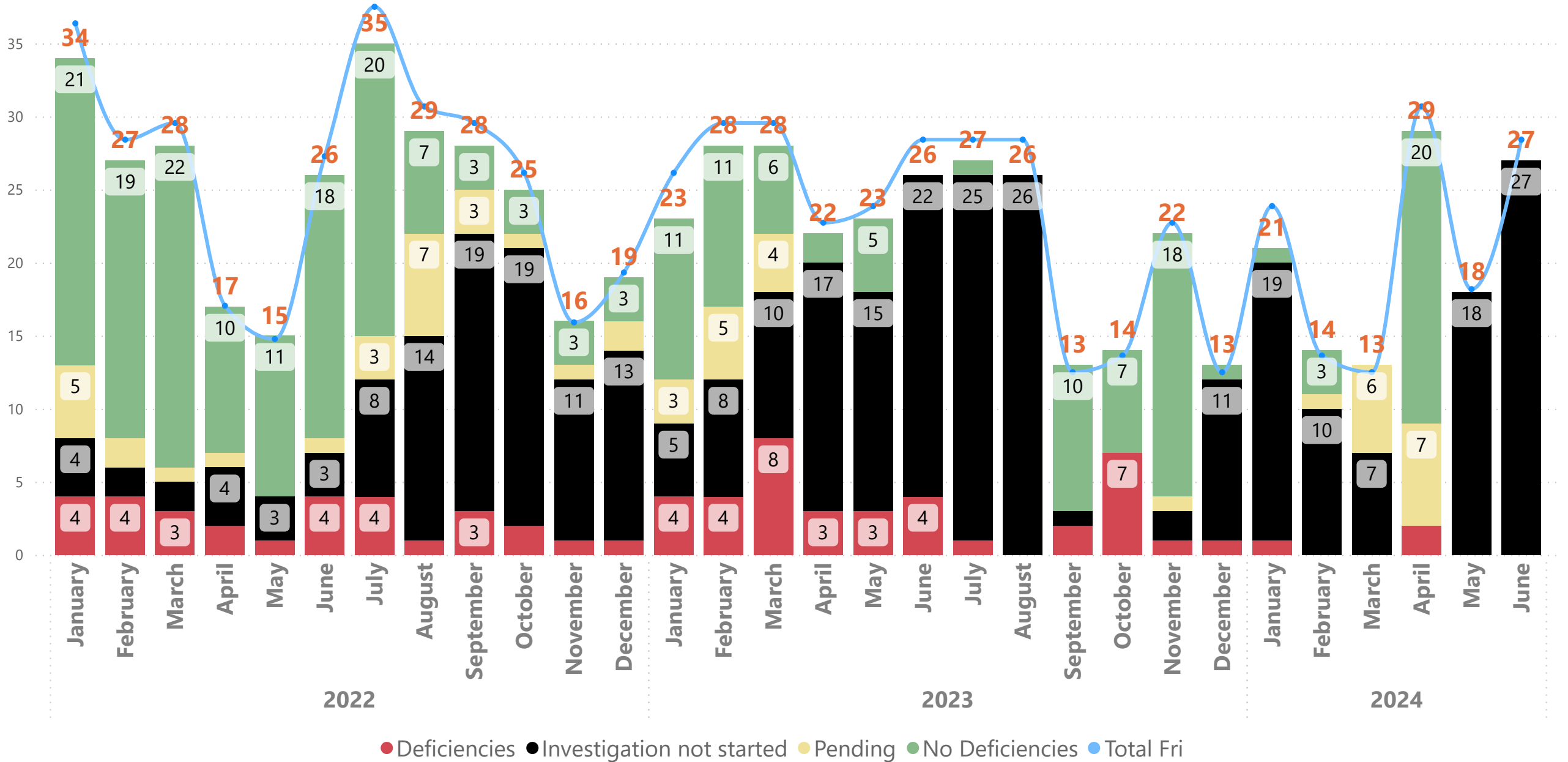


| ITEM  | DISCUSSION   |
|---|--|
| FACILITY REPORTED INCIDENTS (FRI)               | <p>During June 2024, LHH submitted a total of 27 Facility Reported Incidents (FRIs) to CDPH and 0 Anonymous Complaints. The FRIs include allegations of abuse, adverse events, and other reportable incidents.</p> <p><b>June 27 cases (27 FRI and 0 Anonymous Complaints)</b> (27 out of 27 FRI cases, investigation not started by CDPH)</p> <ul style="list-style-type: none"> <li>• 22 Allegations of Abuse               <ul style="list-style-type: none"> <li>○ Resident to Resident: 11 (11 investigations not started by CPDH)</li> <li>○ Staff to Resident: 9 (9 investigations not started by CPDH)</li> <li>○ Injury of Unknown Origin: 2 (2 investigations not started by CPDH)</li> </ul> </li> <li>• 1 Theft/fiduciary abuse               <ul style="list-style-type: none"> <li>○ Staff to Resident Theft: 1 (1 investigation not started by CPDH)</li> </ul> </li> <li>• 1 Adverse Event               <ul style="list-style-type: none"> <li>○ Major Injury 1 (1 investigations not started by CPDH)</li> </ul> </li> <li>• 2 Disease Outbreak (2 investigations not started by CPDH)</li> <li>• 1 Privacy Breach (1 investigations not started by CPDH)</li> </ul> |
| SURVEY UPDATES                                  | On June 19, 2024, LHH received notification from CMS of its recertification in the Medicare Program.   |
| PLAN OF CORRECTION UPDATES/REPORTING            | None.  |
| EMAIL/TELEPHONE REQUESTS IN LIEU OF SITE VISITS | None.  |
| ONGOING SITE VISITS                             | None   |
| PENDING SITE VISITS                             | 359 FRI pending without document request or call/visit.  |

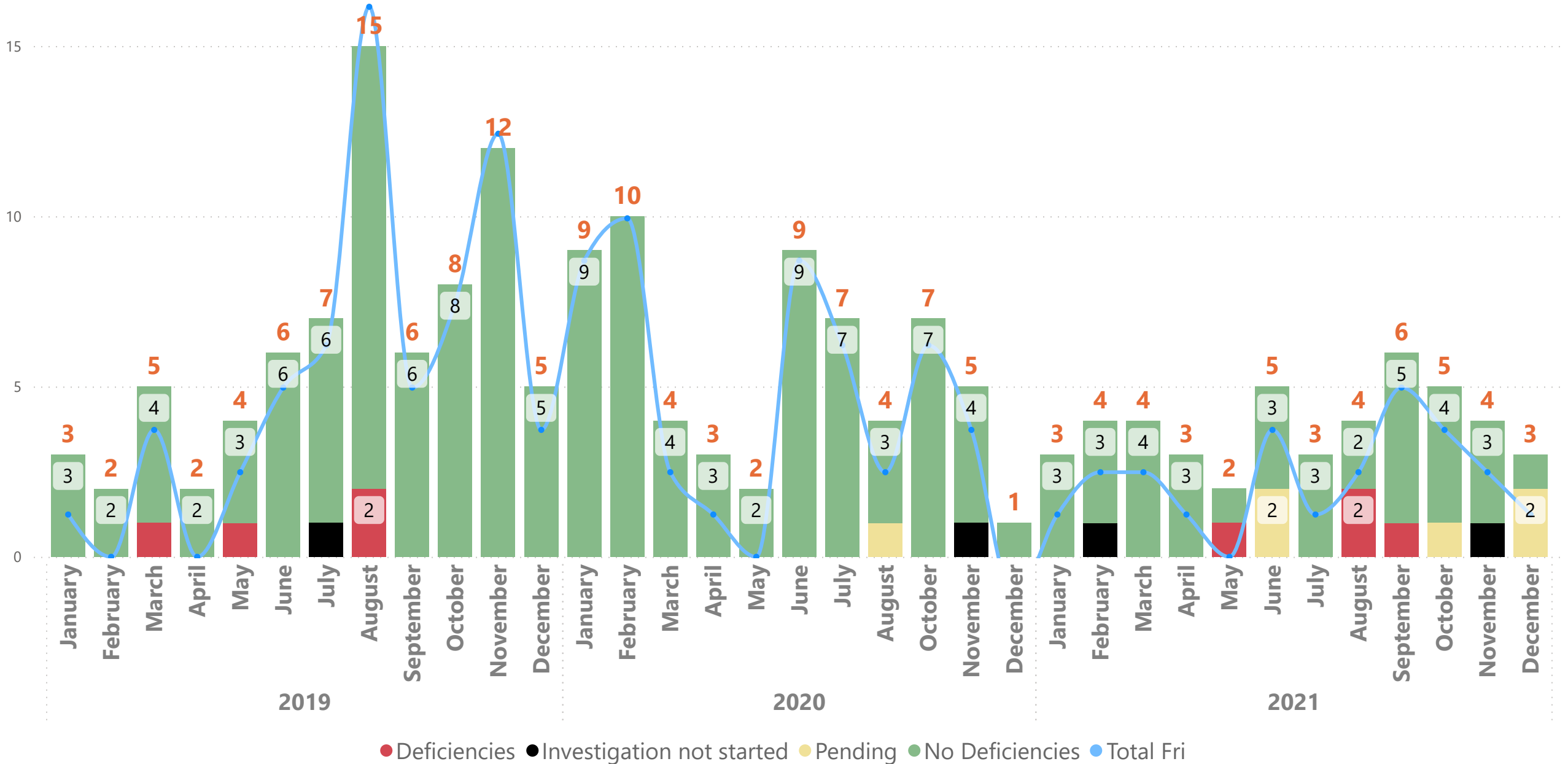
# Outcome of FRIs 2019,2020,2021



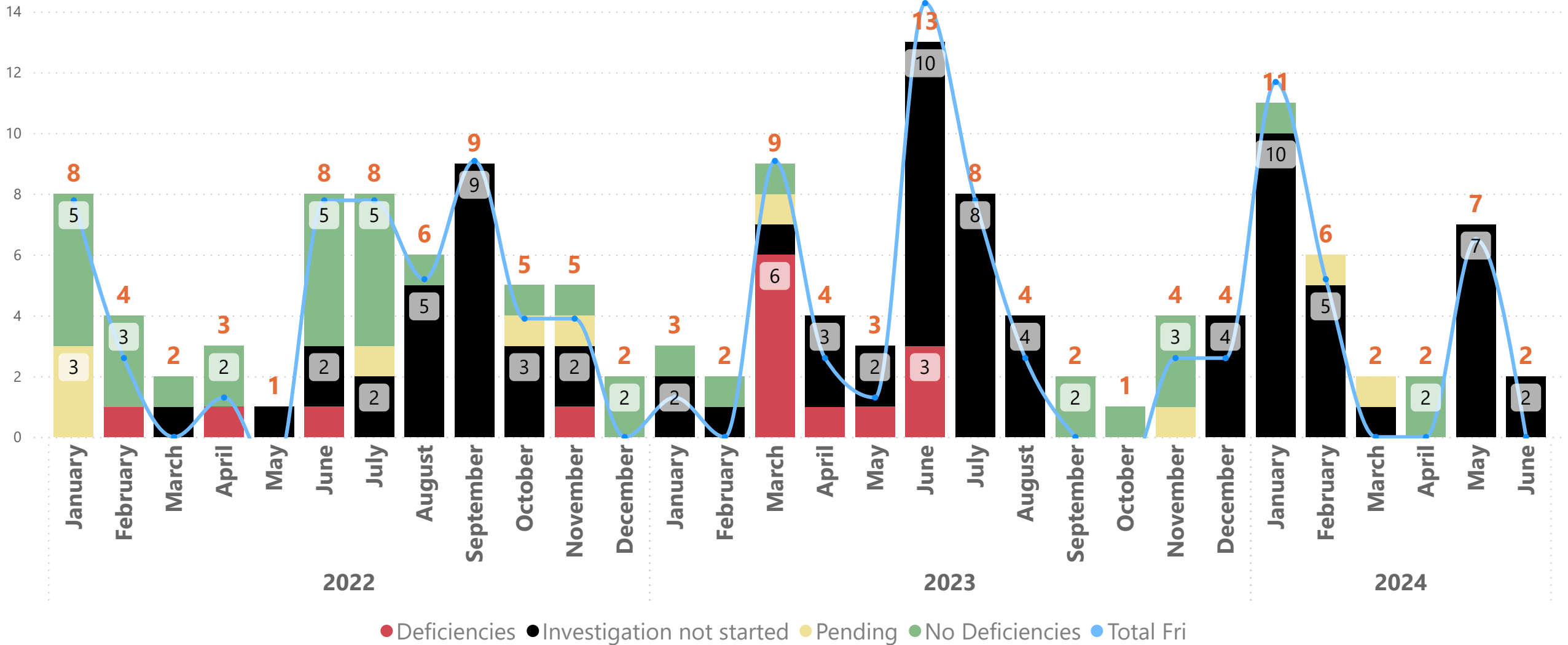
# Outcome of FRIs 2022,2023,2024



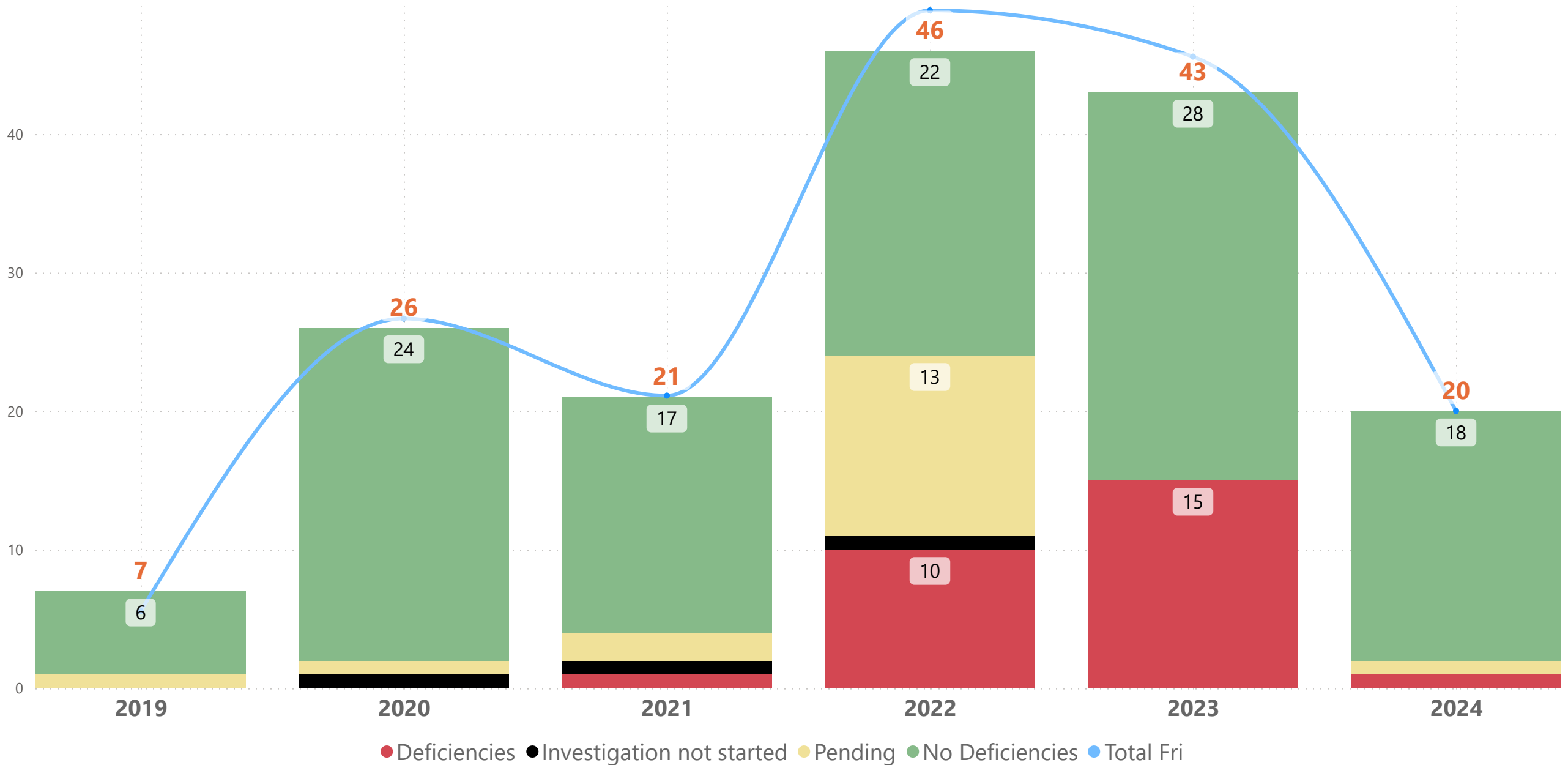
# Staff to Res Abuse 2019-2021



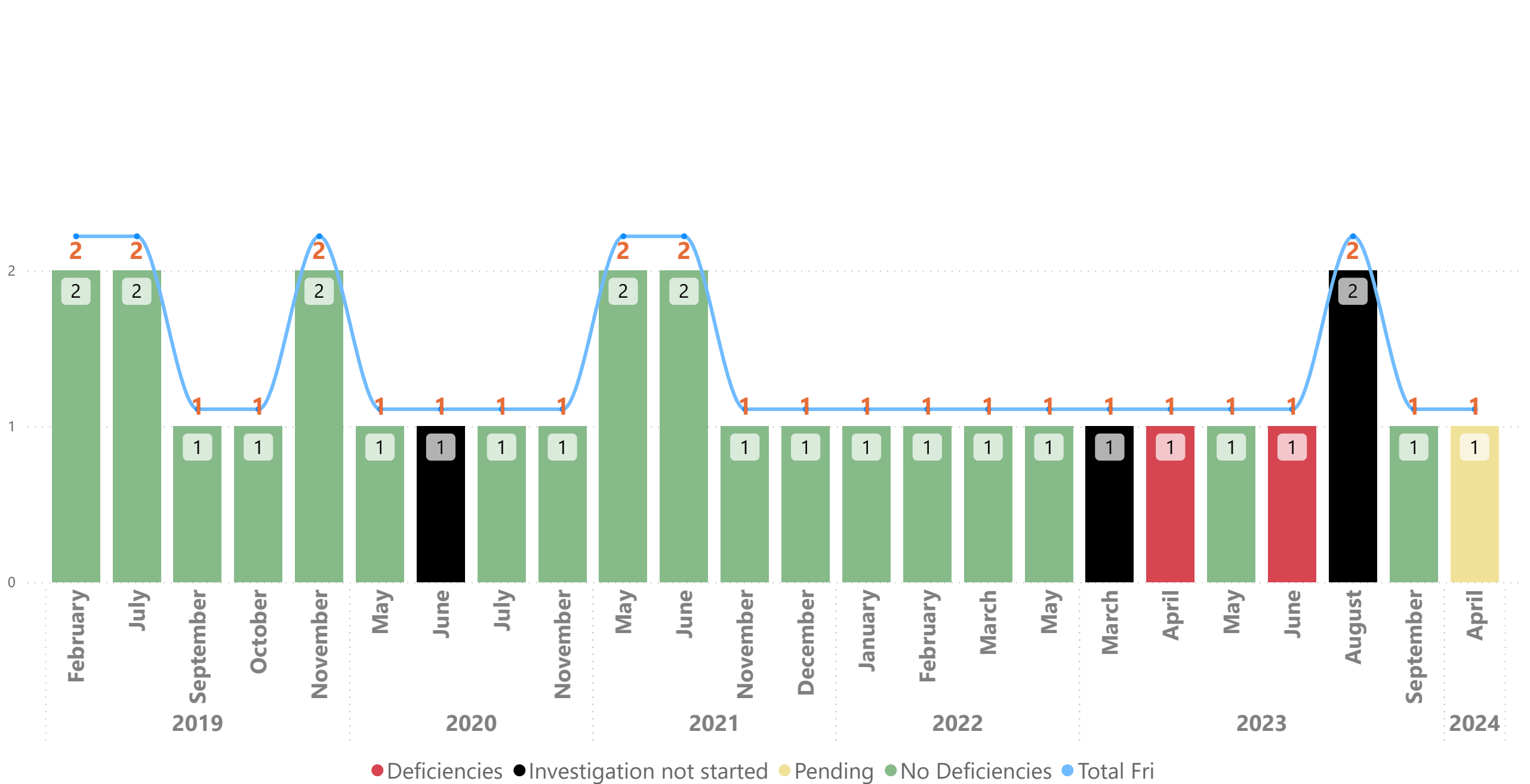
# Staff to Res Abuse 2022-2024



# Anonymous Complaints 2019-Present



# Staff to Res Theft 2019 to present



## All FRIs: Outcome Summary

| Year<br>▲    | No Deficiencies | Deficiencies | Pending   | Investigation not started | %No deficiency |
|--------------|-----------------|--------------|-----------|---------------------------|----------------|
| 2019         | 364             | 20           | 1         | 2                         | 95%            |
| 2020         | 309             | 10           | 23        | 15                        | 97%            |
| 2021         | 241             | 27           | 18        | 17                        | 90%            |
| 2022         | 140             | 30           | 27        | 102                       | 82%            |
| 2023         | 72              | 38           | 13        | 142                       | 65%            |
| 2024         | 24              | 3            | 14        | 81                        | 89%            |
| <b>Total</b> | <b>1150</b>     | <b>128</b>   | <b>96</b> | <b>359</b>                | <b>90%</b>     |



### Staff To Resident Abuse: Outcome Summary

| Year         | No Deficiencies | Deficiencies | Pending   | Investigation not started | %No deficiency |
|--------------|-----------------|--------------|-----------|---------------------------|----------------|
| 2019         | 70              | 4            |           | 1                         | 95%            |
| 2020         | 59              |              | 1         | 1                         | 100%           |
| 2021         | 35              | 4            | 5         | 2                         | 90%            |
| 2022         | 26              | 4            | 6         | 25                        | 87%            |
| 2023         | 9               | 11           | 2         | 35                        | 45%            |
| 2024         | 3               |              | 2         | 25                        | 100%           |
| <b>Total</b> | <b>202</b>      | <b>23</b>    | <b>16</b> | <b>89</b>                 | <b>90%</b>     |

### Anonymous Complaints: Outcome Summary

| Year         | No Deficiencies | Deficiencies | Pending   | Investigation not started | %No deficiency |
|--------------|-----------------|--------------|-----------|---------------------------|----------------|
| 2019         | 6               |              | 1         |                           | 100%           |
| 2020         | 24              |              | 1         | 1                         | 100%           |
| 2021         | 17              | 1            | 2         | 1                         | 94%            |
| 2022         | 22              | 10           | 13        | 1                         | 69%            |
| 2023         | 28              | 15           |           |                           | 65%            |
| 2024         | 18              | 1            | 1         |                           | 95%            |
| <b>Total</b> | <b>115</b>      | <b>27</b>    | <b>18</b> | <b>3</b>                  | <b>81%</b>     |