

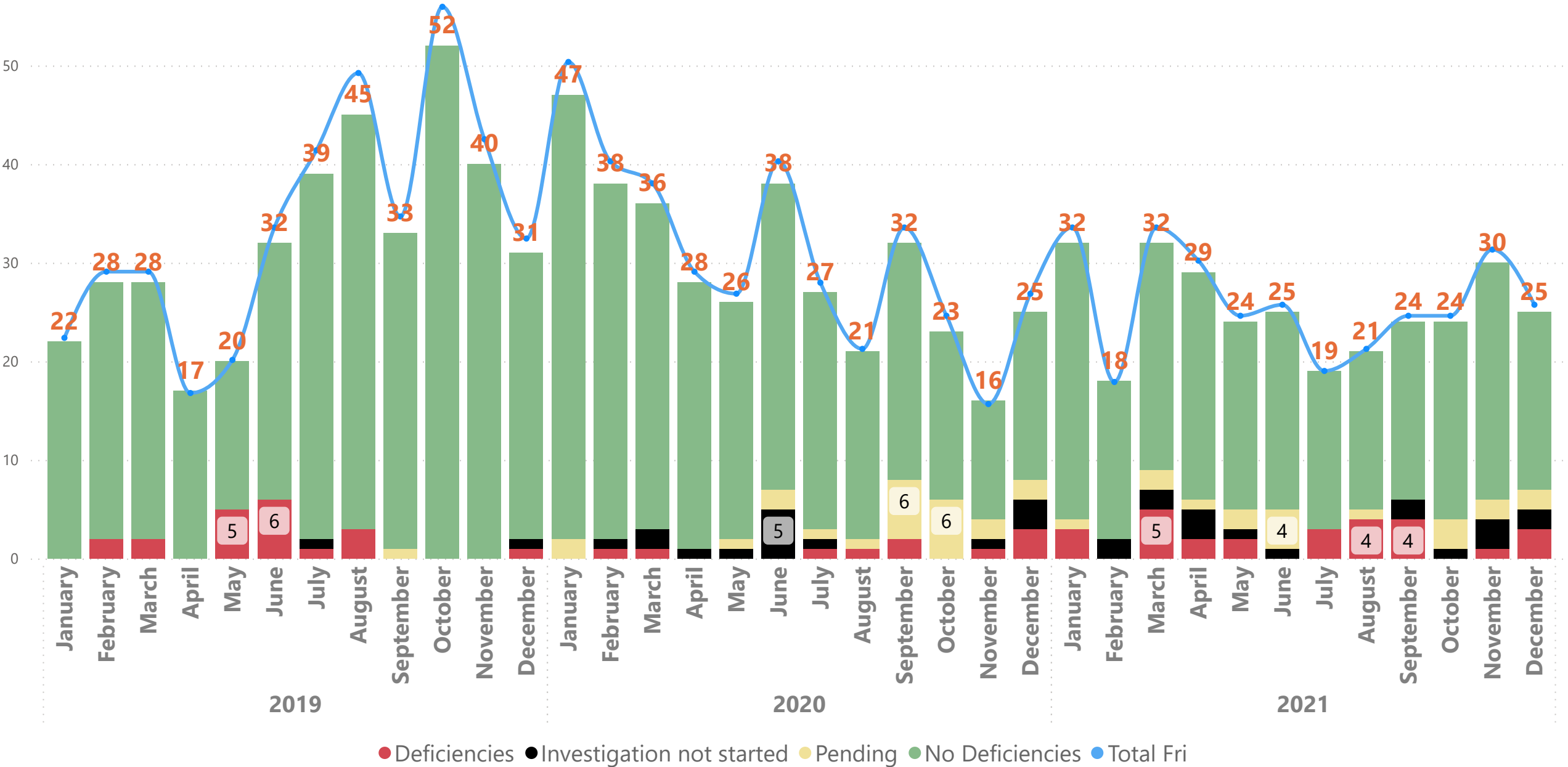


ITEM	DISCUSSION
<p>FACILITY REPORTED INCIDENTS (FRI)</p>	<p>During May 2024, LHH submitted a total of 17 Facility Reported Incidents (FRIs) to CDPH and 0 Anonymous Complaints. The FRIs include allegations of abuse, adverse events, and other reportable incidents.</p> <p>May 17 cases (17 FRI and 0 Anonymous Complaints) (17 out of 17 FRI cases, investigation not started by CDPH)</p> <ul style="list-style-type: none"> • 14 Allegations of Abuse <ul style="list-style-type: none"> ○ Resident to Resident: 3 (3 investigations not started by CPDH) ○ Staff to Resident: 9 (9 investigations not started by CPDH) ○ Injury of Unknown Origin: 2 (2 investigations not started by CPDH) • 2 Theft/fiduciary abuse <ul style="list-style-type: none"> ○ Other to Resident Theft: 2 (2 investigations not started by CPDH) • 1 Adverse Event <ul style="list-style-type: none"> ○ Major Injury 1 (1 investigations not started by CPDH)
<p>SURVEY UPDATES</p>	<p>1. Site visit on 05/30/24</p> <ul style="list-style-type: none"> • Three CDPH surveyors conducted an investigation for – <ul style="list-style-type: none"> ○ Revisit survey for the two plan of corrections submitted on 5/22/24 <ul style="list-style-type: none"> ▪ Exit conference on 5/30/24 with zero deficiencies.
<p>PLAN OF CORRECTION UPDATES/REPORTING</p>	<p>1. Submitted POC on 5/22/24:</p> <ul style="list-style-type: none"> • Facility Reported Incident on 4/13/24. Investigation completed on 4/19/24. <ul style="list-style-type: none"> a. F600 (SS=G) Free from Abuse and Neglect The facility failed to protect one of one sampled Resident (Resident 1) from abuse when Resident 1 was verbally abused by a Security Guard (SG). The facility’s failure resulted in Resident 1; <ul style="list-style-type: none"> (1) thinking and reliving the incident, (2) feeling sad, (3) having low self-esteem, and (4) having no self-respect. b. F609 (SS=D) Reporting of Alleged Violations The facility failed to ensure an allegation of verbal abuse (a type of psychological/mental abuse that involves the use of oral, gestured, and written language directed to a victim. Verbal abuse can include the act of harassing, labeling, insulting, scolding, rebuking, or excessive yelling towards an individual) was reported to the State Survey Agency (SSA) within the required timeframe of two hours for one sampled resident (Resident 1) when Resident 1 reported a verbal altercation with Security Guard (SG) 2.

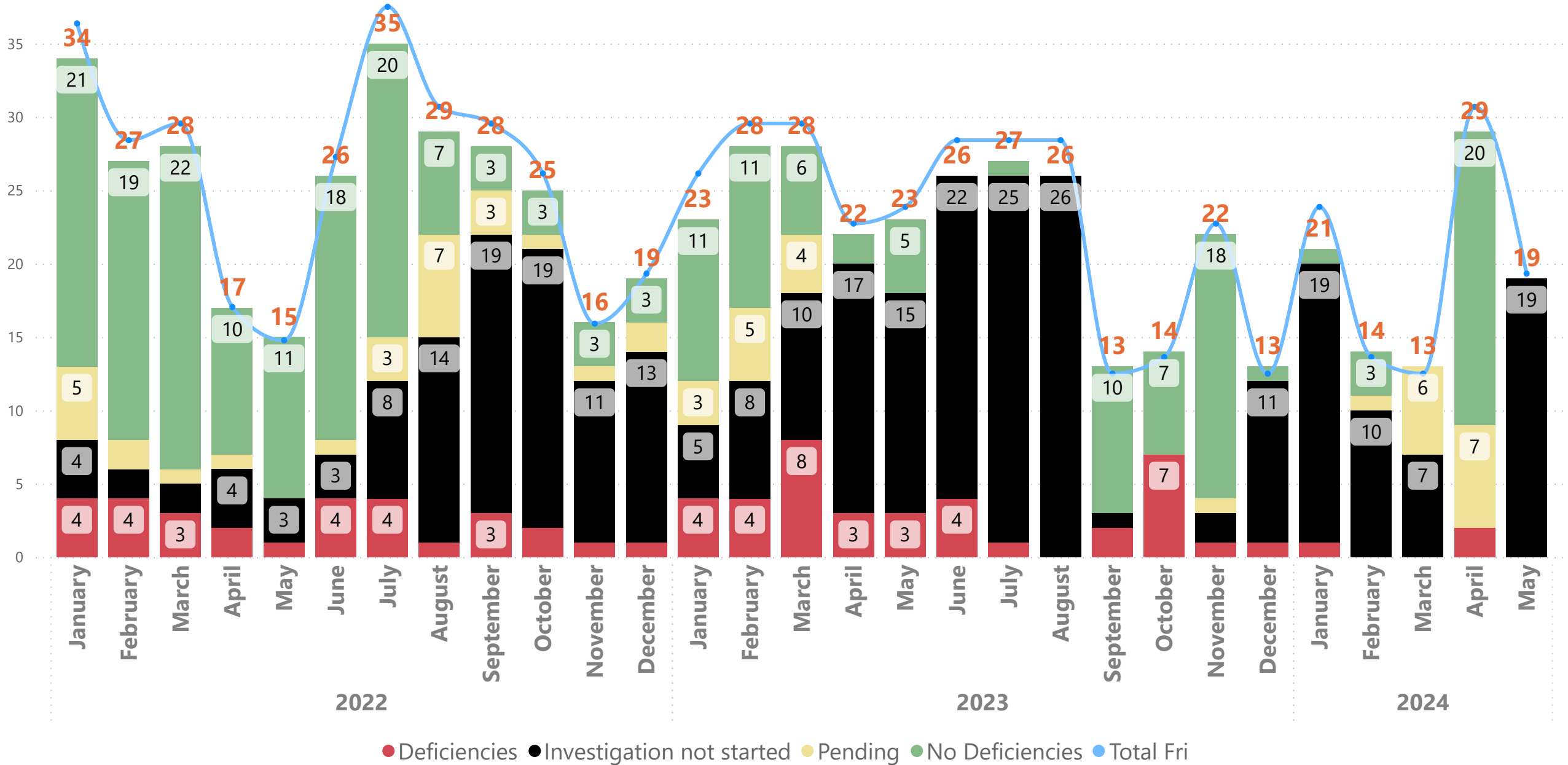


	<p>2. Submitted POC on 5/22/24:</p> <ul style="list-style-type: none">• Facility Reported Incident on 4/29/24. Investigation completed on 5/3/24.<ul style="list-style-type: none">a. F600 (SS=G) Free from Abuse and Neglect The facility failed to protect one of three sampled residents (Resident 1) from sexual abuse when Resident 2 climbed into Resident 1's bed and kissed him on the lips. This failure resulted in Resident 1 not being able to sleep well due to feeling unsafe at the facility.
EMAIL/TELEPHONE REQUESTS IN LIEU OF SITE VISITS	None.
ONGOING SITE VISITS	None
PENDING SITE VISITS	340 FRI pending without document request or call/visit.

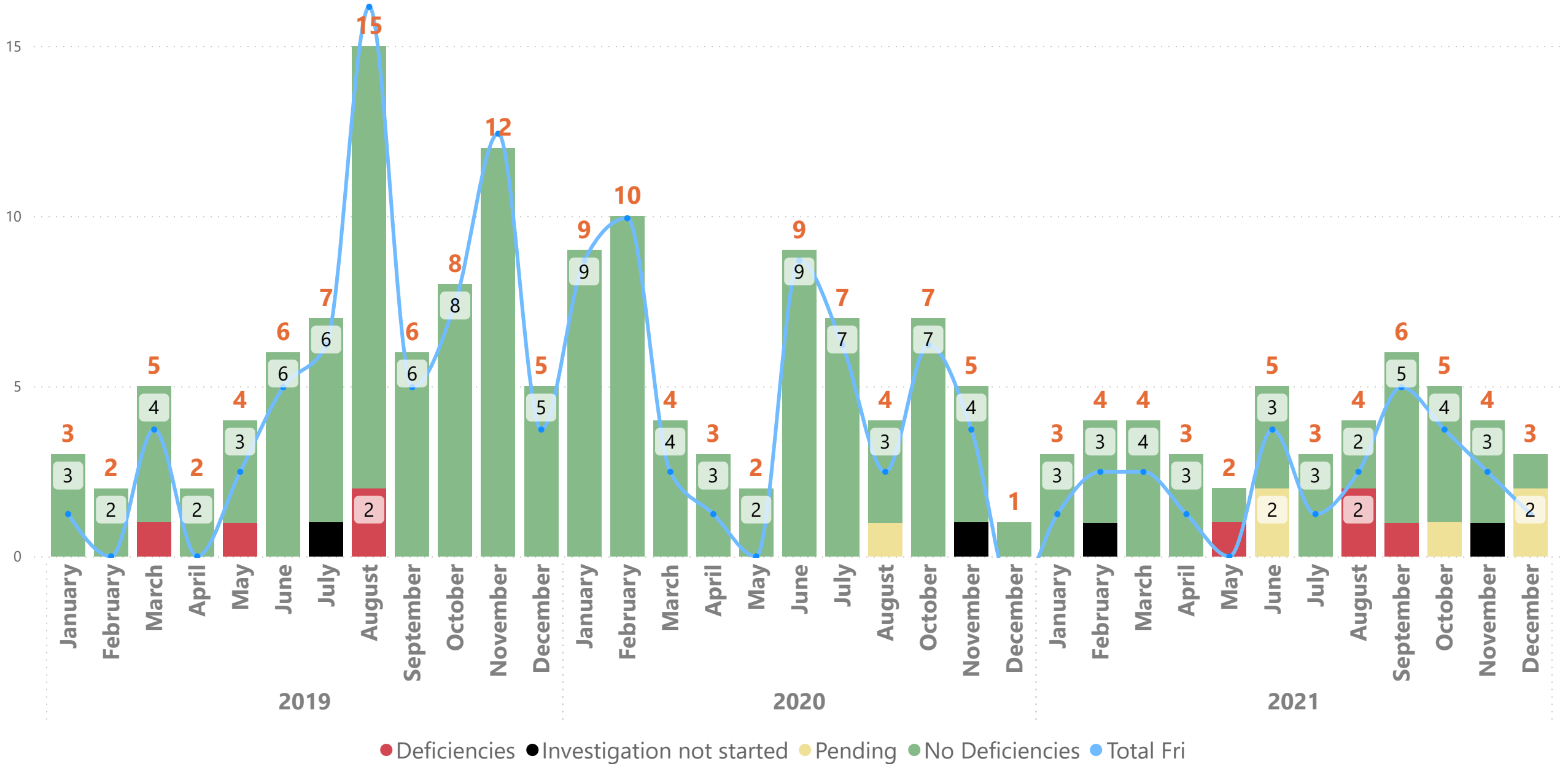
Outcome of FRIs 2019,2020,2021



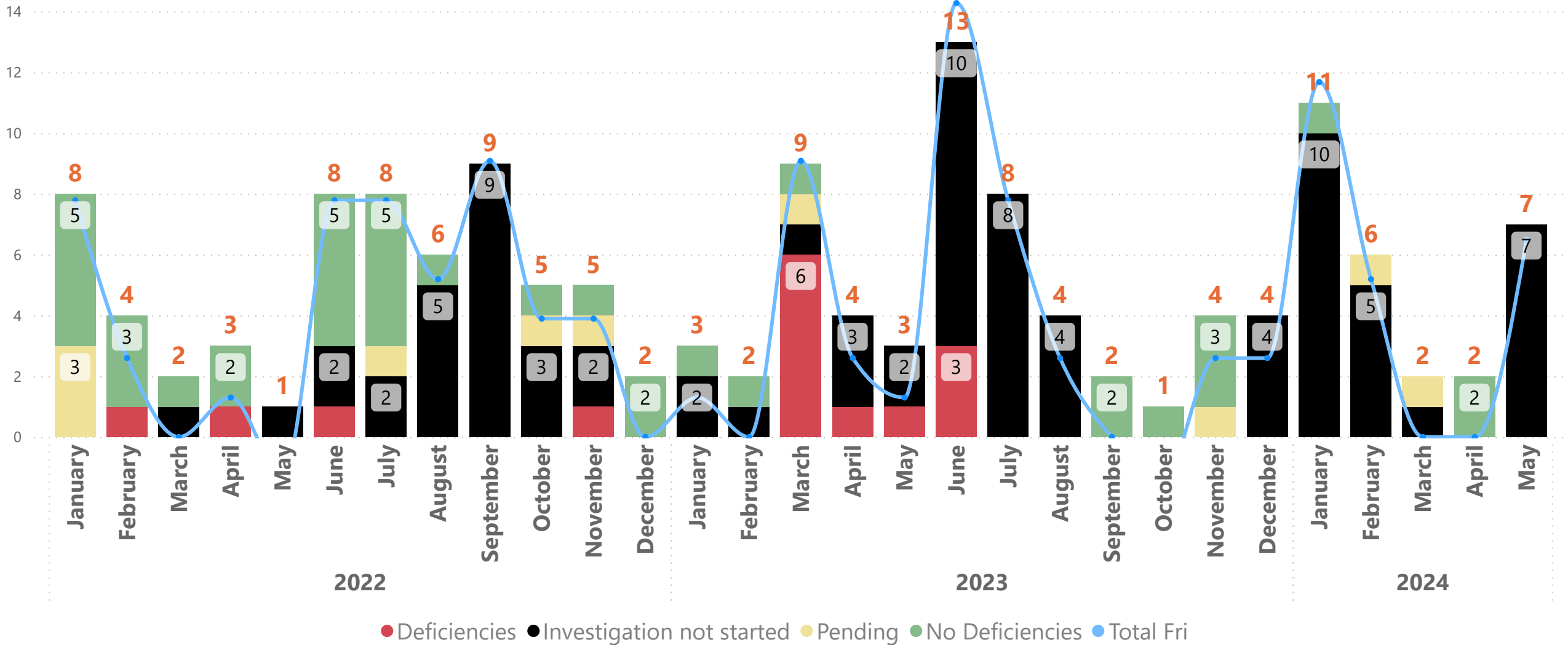
Outcome of FRIs 2022,2023,2024



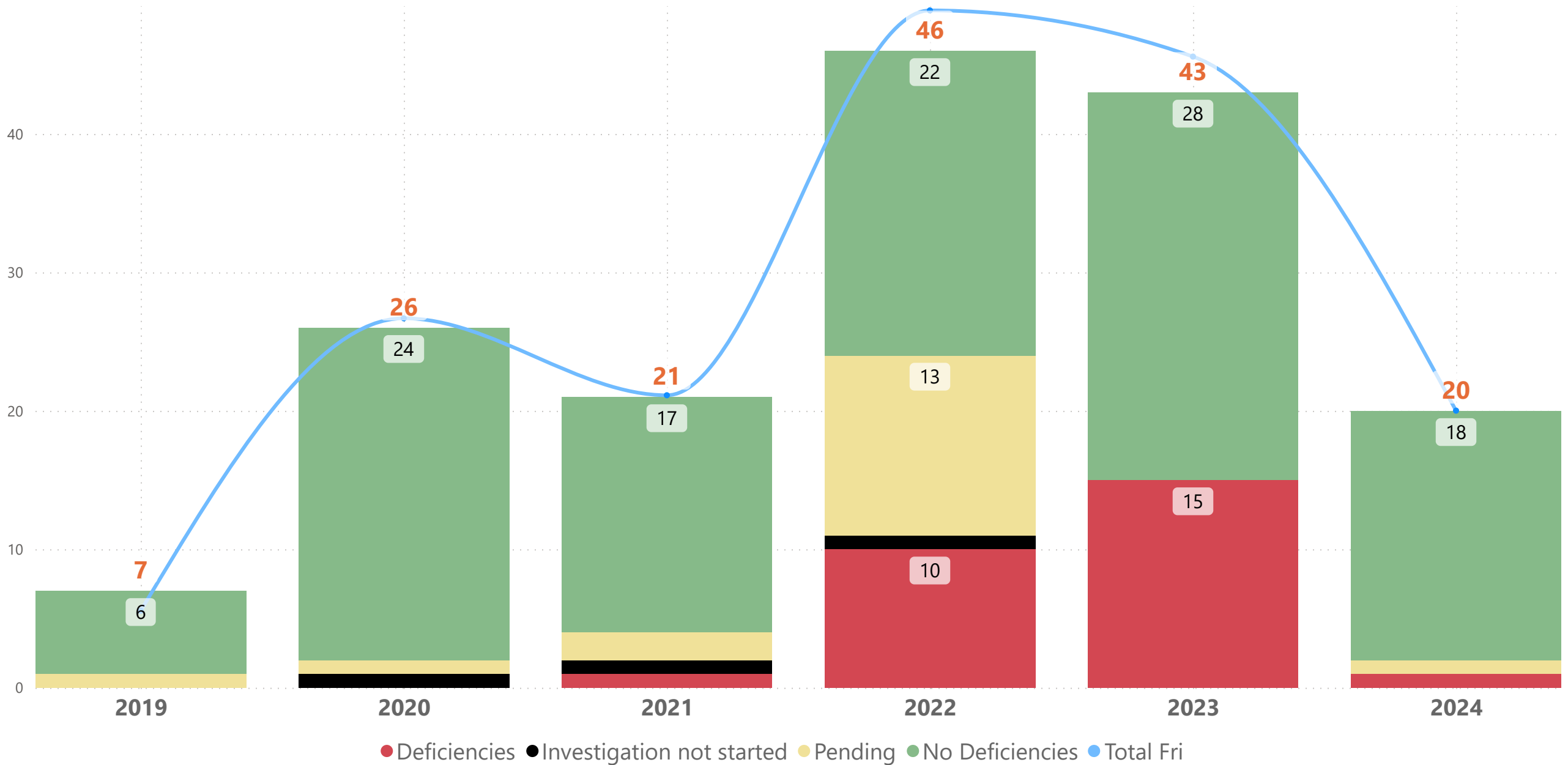
Staff to Res Abuse 2019-2021



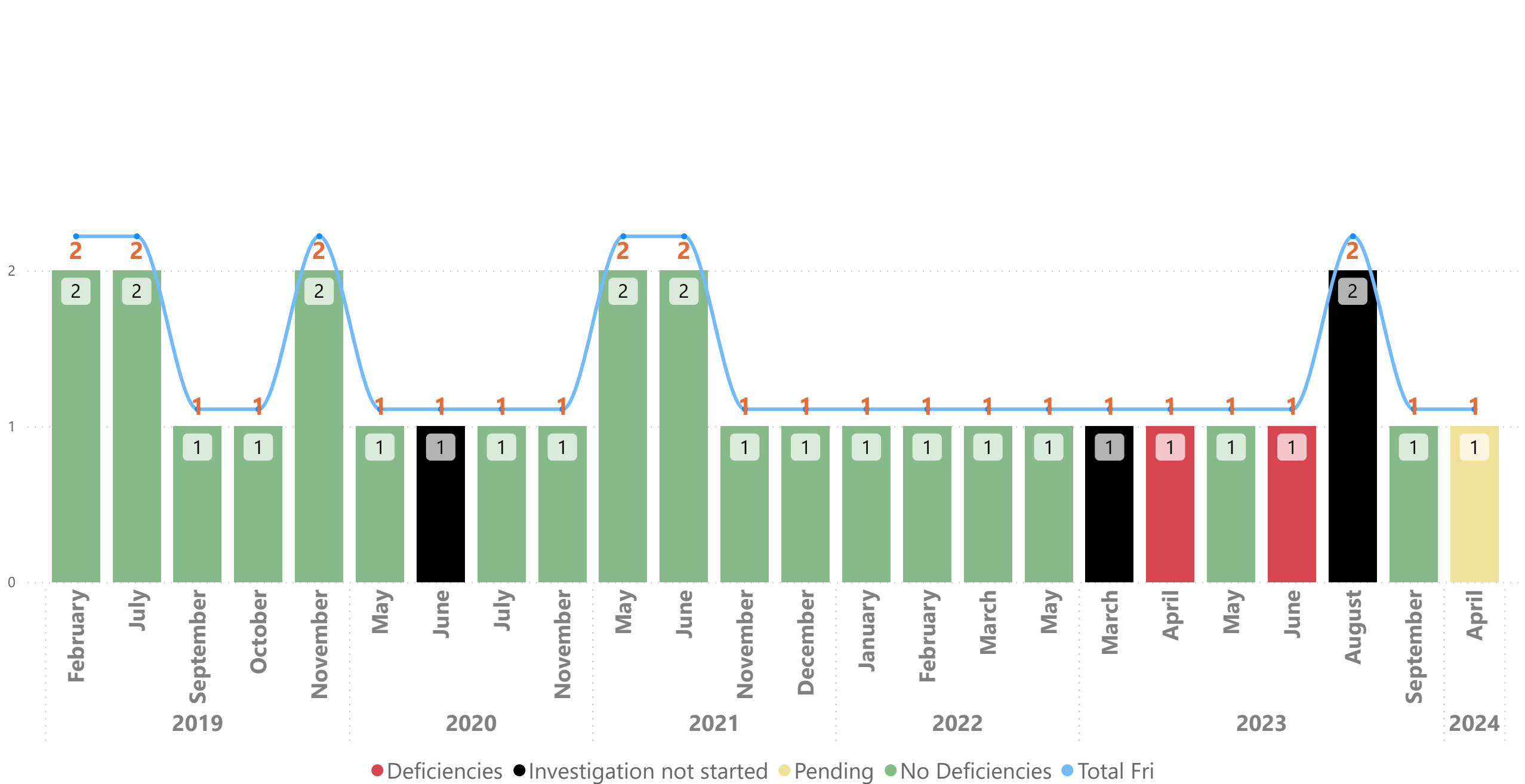
Staff to Res Abuse 2022-2024



Anonymous Complaints 2019-Present



Staff to Res Theft 2019 to present



All FRIs: Outcome Summary

Year ▲	No Deficiencies	Deficiencies	Pending	Investigation not started	%No deficiency
2019	364	20	1	2	95%
2020	309	10	23	15	97%
2021	241	27	18	17	90%
2022	140	30	27	102	82%
2023	72	38	13	142	65%
2024	24	3	14	55	89%
Total	1150	128	96	333	90%

Staff To Resident Abuse: Outcome Summary

Year	No Deficiencies	Deficiencies	Pending	Investigation not started	%No deficiency
2019	70	4		1	95%
2020	59		1	1	100%
2021	35	4	5	2	90%
2022	26	4	6	25	87%
2023	9	11	2	35	45%
2024	3		2	23	100%
Total	202	23	16	87	90%

Anonymous Complaints: Outcome Summary

Year	No Deficiencies	Deficiencies	Pending	Investigation not started	%No deficiency
2019	6		1		100%
2020	24		1	1	100%
2021	17	1	2	1	94%
2022	22	10	13	1	69%
2023	28	15			65%
2024	18	1	1		95%
Total	115	27	18	3	81%