


BolaWrap

Field Tactics Force Options Unit



CITY & COUNTY OF SAN FRANCISCO

Police Department

May 15, 2024

BolaWrap Restraint Device

It is a remote restraint device designed simply to restrain a person long enough for officers to approach, control and handcuff the person.


Because the BolaWrap presents a low risk of pain or injury, multiple wraps are encouraged to ensure effective restraint and increase the safety to officers and subjects.

PARADIGM SHIFT

- Provides for early intervention to reduce force
- In the absence of compliance: If you can handcuff, you can wrap
- Multiple wraps encouraged




- Always follow your agency's policy on BolaWrap deployment
- Critical Mindset Coordinated Response Principles



WRAP

BOLAWRAP® OVERVIEW



- A unique tool that is **NOT** intended to replace any other tool on your belt
- **NOT** like other conventional uses of force, which uses pain for compliance
- **NOT** designed to restrain violently resisting or assaultive individuals
- Can distract, confuse, or compel compliance from a distance


CURRENT OPTIONS

Forceful Arrest & Pain Compliance




VERBAL COMMANDS

PAIN
COMPLIANCE



Empty Hand Control



PEPPER
SPRAY




PEPPERBALL



BATON



TASER™



BEAN BAG
SHOTGUN

40mm



FIREARM

PAIN COMPLIANCE

CURRENT OPTIONS

Forceful Arrest & Pain Compliance



VERBAL COMMANDS

BolaWrap® Pro-Active Tool

EMPTY HAND CONTROL

PEPPER SPRAY

PEPPERBALL™

BATON

TASER™

BEAN BAG SHOTGUN

40mm

FIREARM

98% of calls

2% of calls

LEAST FORCE

MOST FORCE

DEVICE OVERVIEW

The BolaWrap 150 is an electronically powered handheld device.

It propels a 7'6" Kevlar cord with a 230-pound test strength.

Does NOT achieve compliance through pain

Allows for early intervention

NOT a less than lethal weapon

BolaWrap 150



BATTERY PACK

CASSETTE


CASSETTE OVERVIEW

Co-Planar anchor deployment

CASSETTE COVER
(under Shipping Cover)

CASSETTE Serial #



SHIPPING COVER WITH
INTEGRATED ANCHOR REMOVAL TOOL







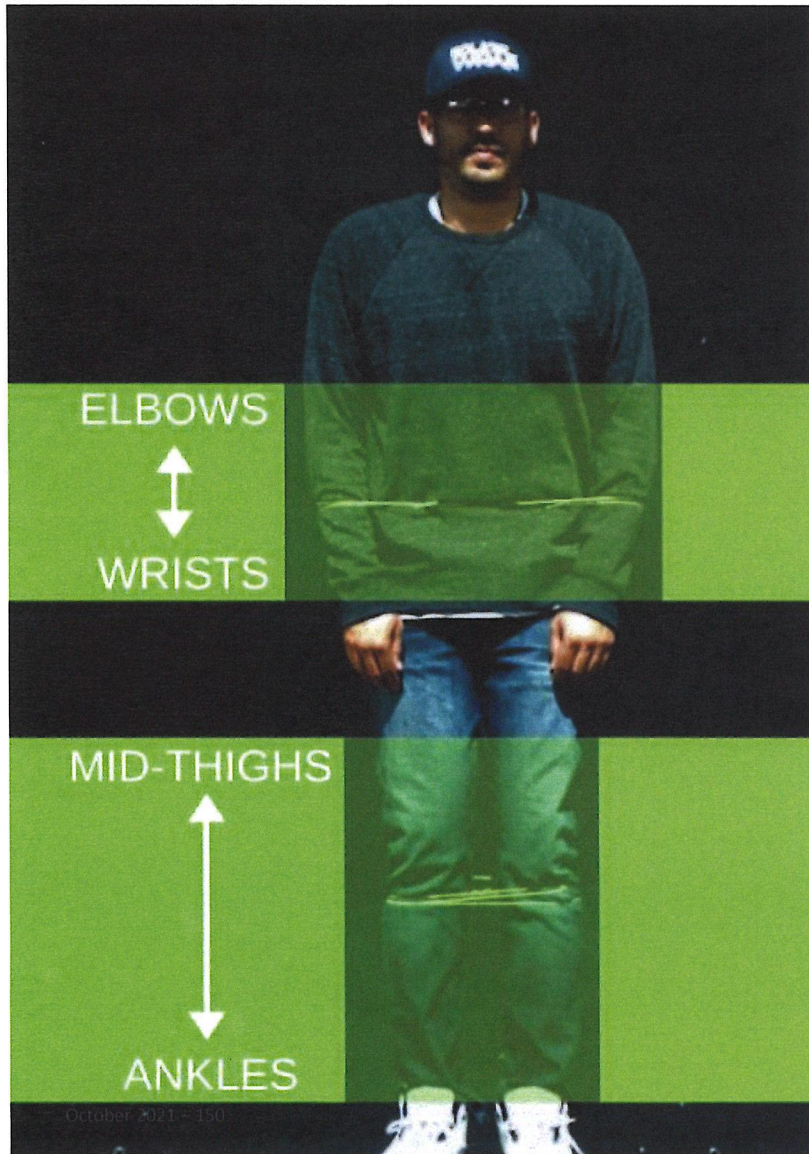
NOMENCLATURE

5 year expiration from time of shipping.
(2 years field carry, 3 years in proper storage)

Training life unlimited.







DEPLOYMENT CONSIDERATIONS

Recommended Wrap Zones

“Low wrap” is ideal

Mid-thighs to ankles

“High wrap” is a viable option

Wrists to elbows

Deploying the BolaWrap to the head or neck area can cause serious injury. Avoid aiming above the elbows unless the risk of injury to the subject would justify the use of deadly force




Less Than 10 Feet

A range of less than 10 feet does not allow the cord to fully deploy. This can cause an anchor to detach, possibly causing injury.



Greater Than 25 Feet

- Beyond 25 feet, energy will dissipate rapidly and the BolaWrap will become ineffective.




Multiple wraps

Multiple Engagements in the Same Area






Multiple Engagements in Seperate Wrap Zones



CMCR PRINCIPLES



-  Lethal Cover or Contact Officer
-  Less Lethal
-  BolaWrap



DGO 5.01 Use of Force Policy and Proper Control of a Person

Rev. 11/01/23
Eff. 12/18/23

5.01.06 LEVELS OF FORCE

Officers shall strive to use the minimum amount of force necessary to accomplish their lawful purpose.

- A. **LOW LEVEL FORCE** – Force that creates a minimal risk of injury, including but not limited to, verbal commands, uniformed presence, and control holds.
- B. **INTERMEDIATE FORCE** - Force that creates a significant risk of injury, including but not limited to, personal body weapons, tackling, Oleoresin Capsicum (OC) spray, and impact weapons.
- C. **DEADLY FORCE** - Any use of force that creates a substantial risk of causing death or serious bodily injury, including, but not limited to, the discharge of a firearm. Cal. Penal Code § 835a(e)(1).

5.01.07 TYPES OF FORCE

For the purposes of reporting, investigating, evaluating, and reviewing, uses of force are identified as one of four types: Type I, II, III and IV.

Type & Definition	Applicable Tools/Techniques	Examples
<p>TYPE I [Non-Reportable]:</p> <p>Type I force occurs when an officer's physical interaction with a subject (1) is reasonably unlikely to cause pain or injury; or (2) does not cause pain or injury; or (3) the subject does not report pain or injury.</p>	<p>The use of hands or equipment to stop, move, direct, or otherwise exercise control of a person or situation.</p> <p>Non-injurious physical control holds to gain compliance that are not reasonably likely to cause pain.</p> <p>Placement of tire deflation device (e.g., Spike Strips) where there is no contact with or deflation of vehicle tires.</p> <p>Circumstances of drawing and exhibiting a firearm. (NOTE: Drawing and Exhibiting a firearm requires documentation and</p>	<p>Officers hold the wrist of a subject in crisis in place while paramedics secure the subject in a 4-point restraint.</p> <p>Officers nudge past people, in order to wedge through a crowd.</p> <p>Two officers separate two agitated, arguing subjects, grabbing each subject above the elbow and guiding him away from the other combatant.</p> <p>During handcuffing, a suspect turns his torso as the officer makes physical contact. The officer grips the wrists of the subject firmly to prevent further movement by the subject.</p>

Training and Trial Phase

- 10 hour Course emphasizing nomenclature, practical applications, and reality-based scenarios
- Specialist Team and Tactical Unit
- 1 year Trial Phase to document use and success rate.
 - Light Activation
 - Compliance due to various forms of stimuli

Thank you.

Any questions?

You can reach me at user.name@sfgov.org