

# COVID-19 Update

**Grant Colfax, MD**  
**Director of Health**

**October 5, 2021**

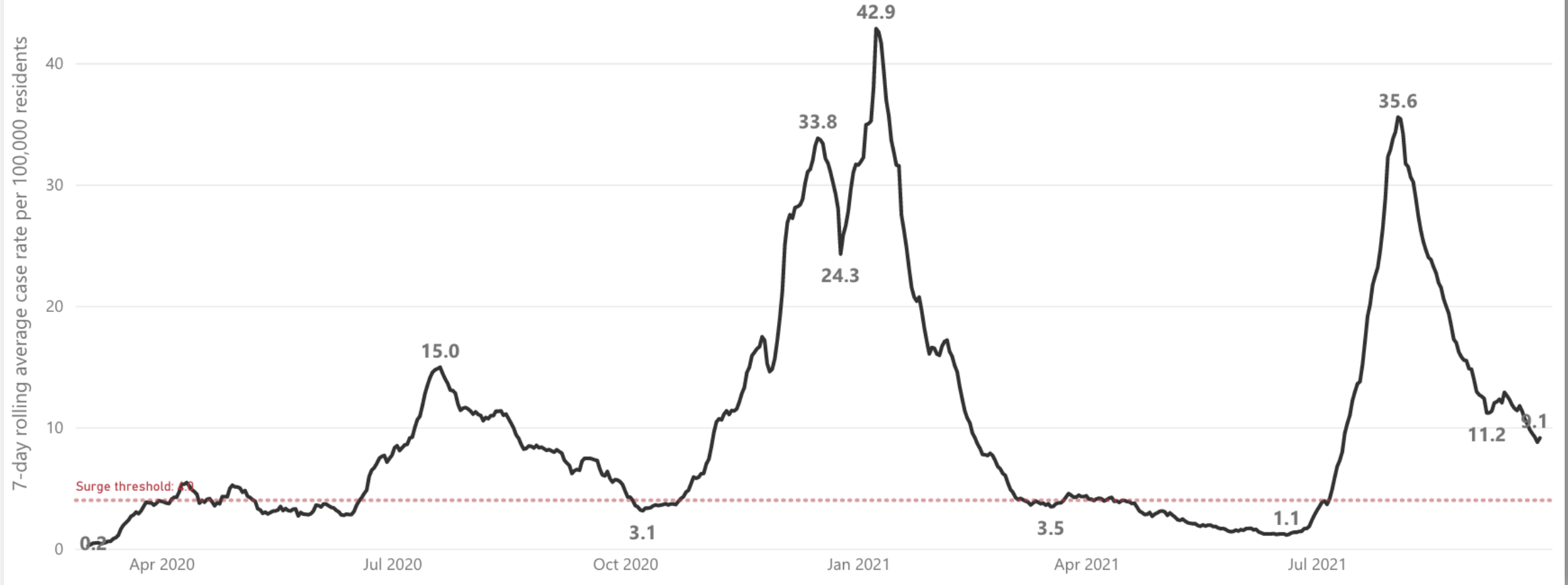


**SAN FRANCISCO DEPARTMENT OF PUBLIC HEALTH**



# SF COVID cases per 100,000 residents

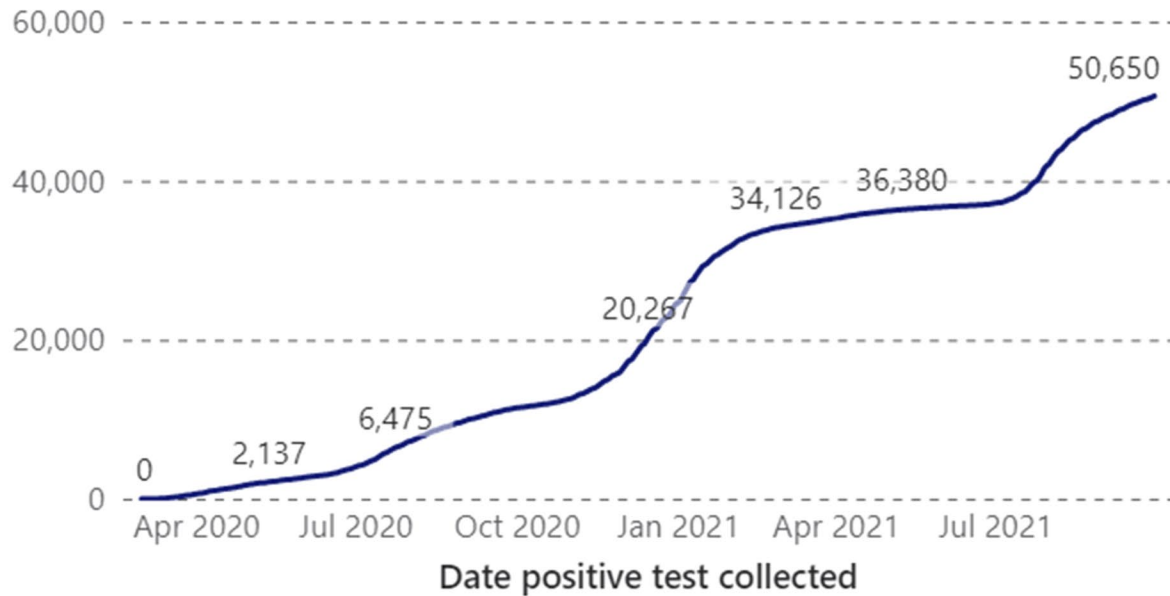
COVID+ Cases per 100,000 Population (7-day Average)



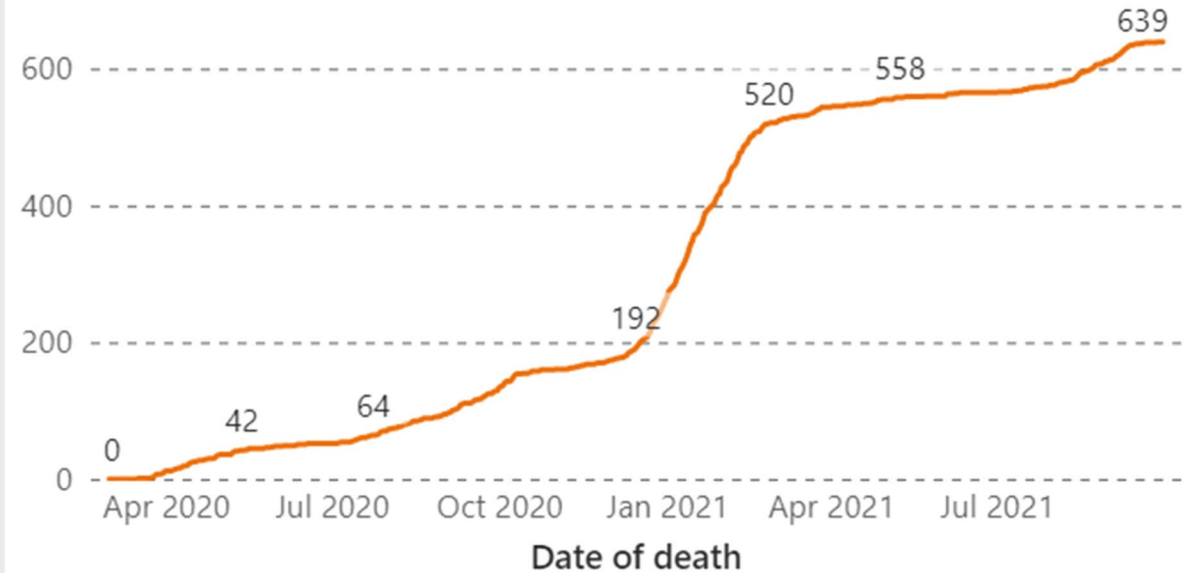
# Cumulative COVID Cases and Deaths: SF



Cumulative cases over time



Cumulative deaths over time

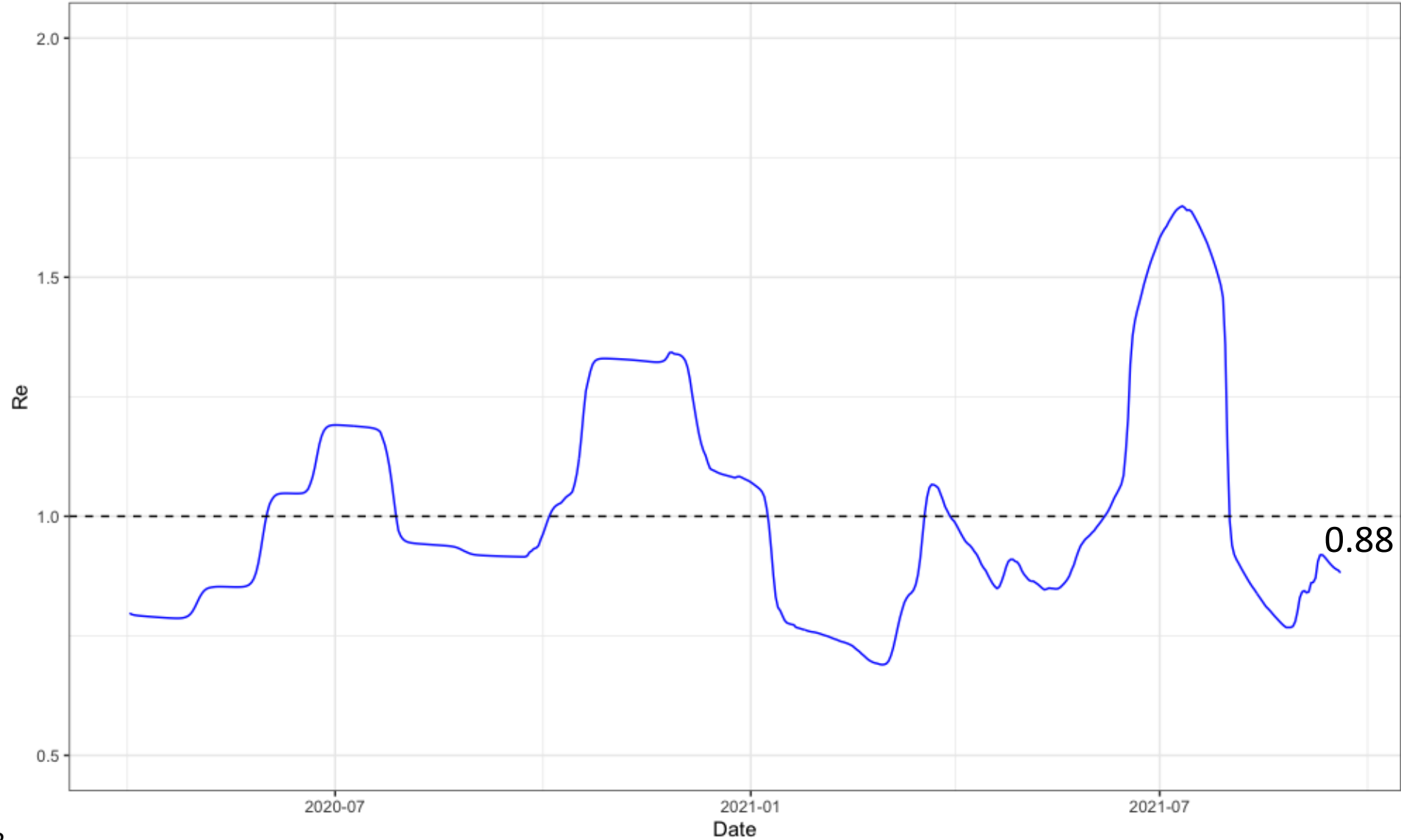


# Reproductive Rate Still Under 1.0



Effective Reproduction Number

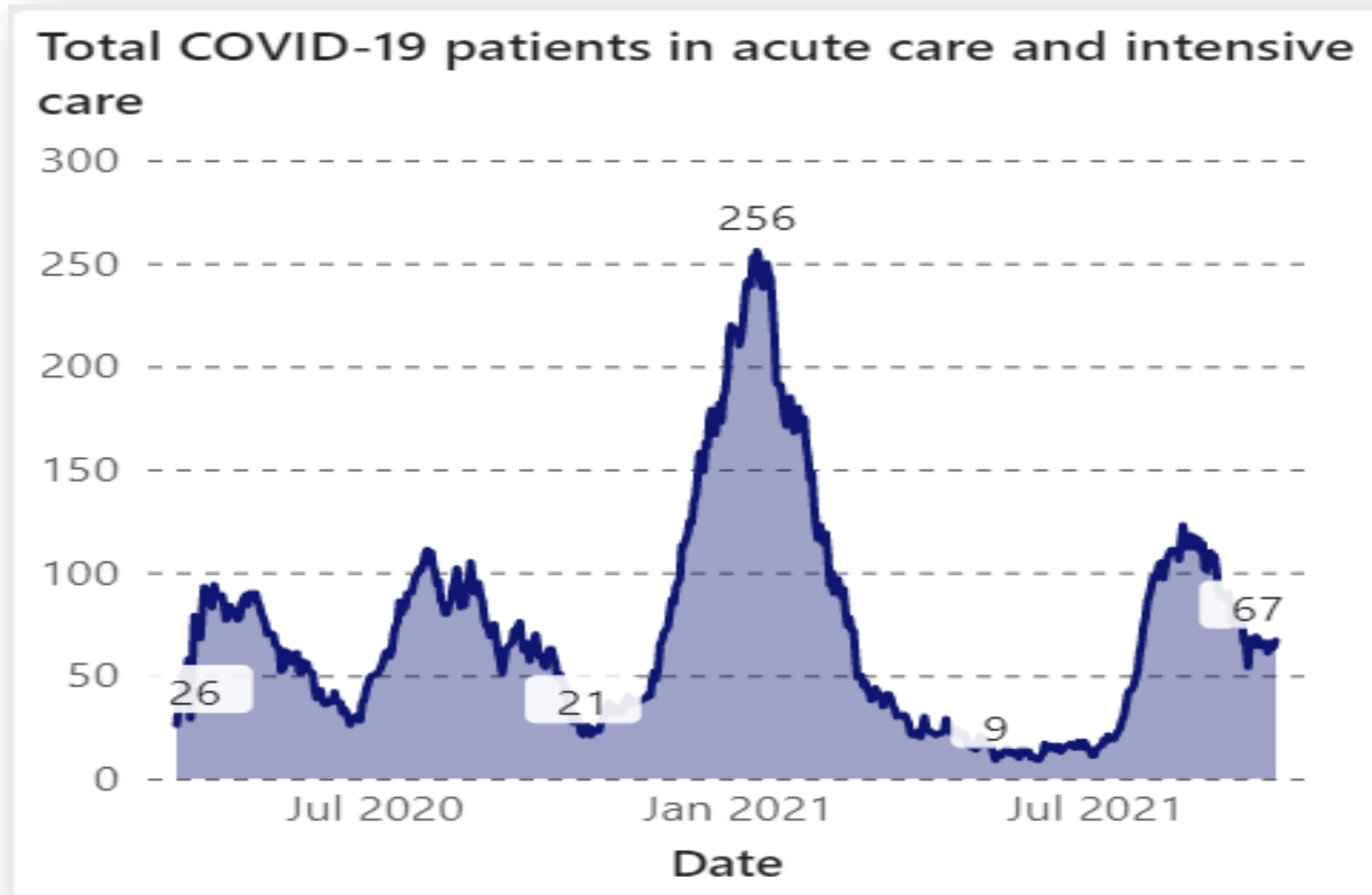
Rt as of 2021-09-19 = 0.88





# SF Hospitalizations

67 individuals on 10/1/2021, includes 23 in ICU



\*Data represented on the above chart is **lagged by 4 days**

# Vaccine Administration

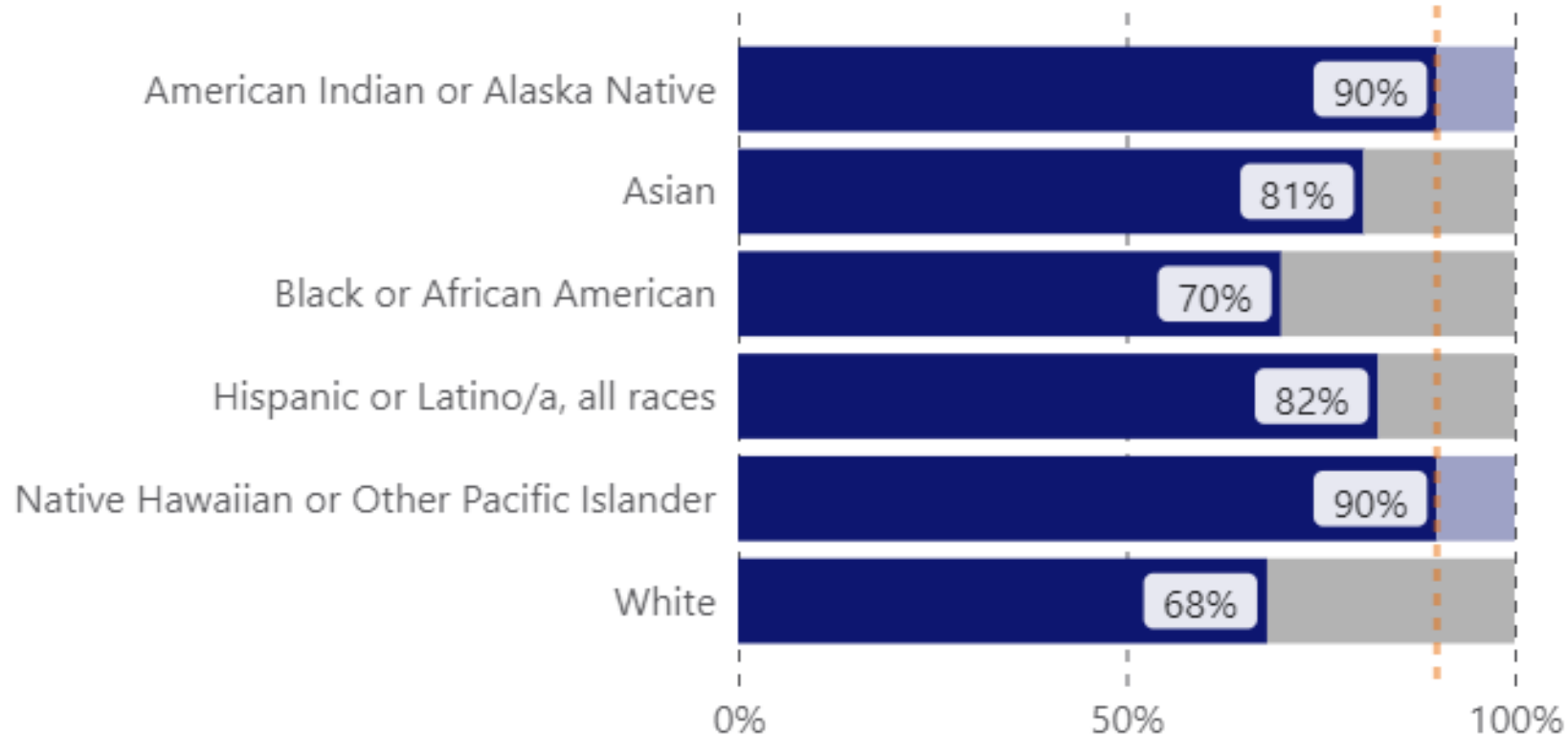


Population	Population Size	# Received 1 <sup>st</sup> dose	% of Population Received 1 <sup>st</sup> dose	# Received 2 <sup>nd</sup> dose	% of Population Received 2 <sup>nd</sup> dose
SF Residents all ages	874,787	702,171	80%	657,756	75%
SF Residents >12 yo	791,131	702,171	89%	657,756	83%
SF Residents 65+	135,027	129,794	96%	122,497	91%
SF Residents 75+	60,907	53,282	87%	49,970	82%

# Vaccinations by Race/Ethnicity: At Least 1 Dose



Estimated percent of residents that received at least one dose of vaccine, by race/ethnicity



\*For race/ethnicity groups with smaller populations, population size estimates may not be precise. If the true population is larger than the estimate we use here, then the true vaccination rate will be lower than reported above. Because of this uncertainty, we only report vaccinations rates up to 90%



# Vaccinations by Race/Ethnicity: Full Vaccine Series

Race/Ethnicity	Estimated percent with complete vaccine series
American Indian or Alaska Native	82%
Asian	77%
Black or African American	64%
Hispanic or Latino/a, all races	75%
Native Hawaiian or Other Pacific Islander	>90%
White	64%

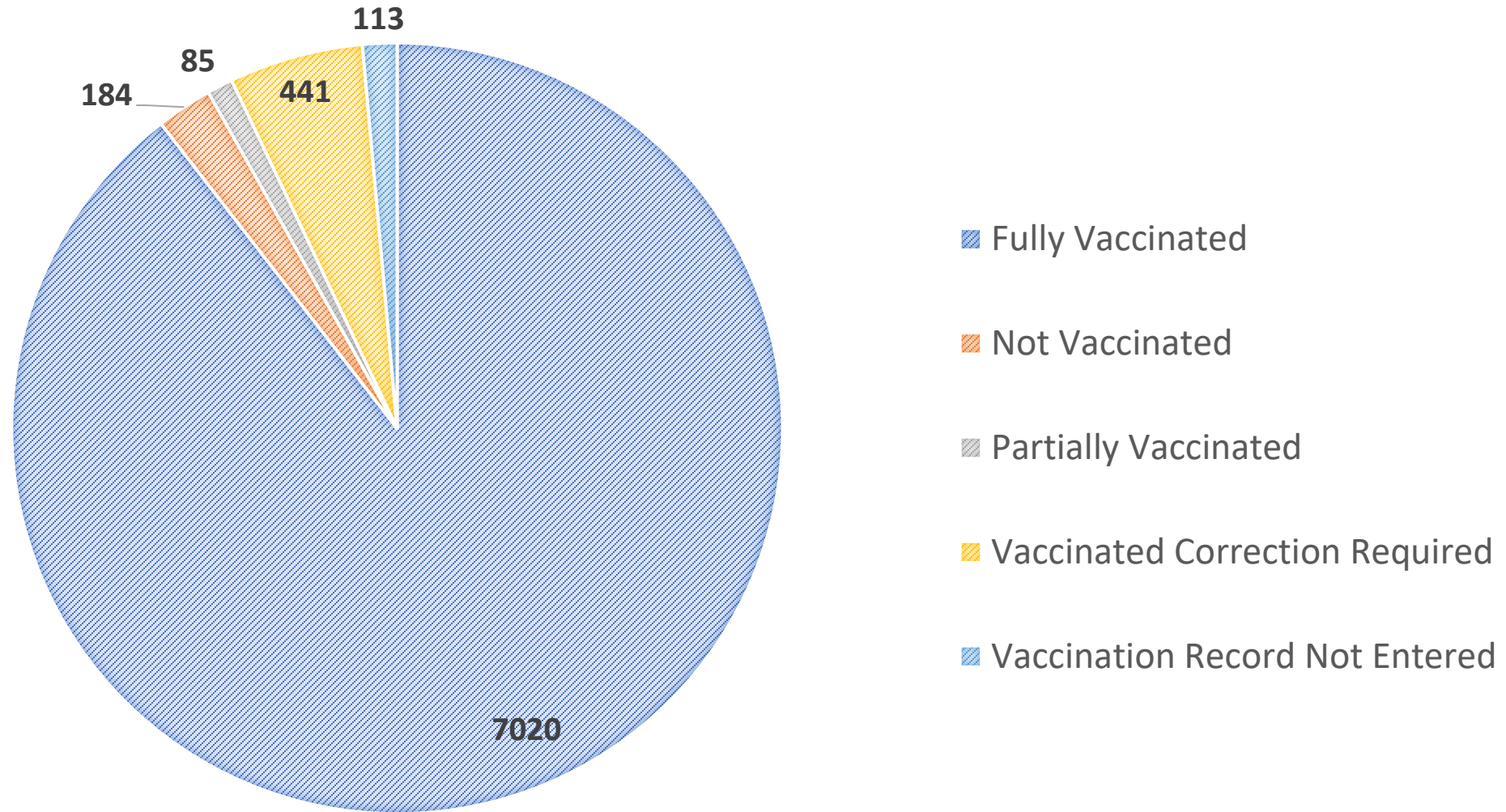
Source: <https://sf.gov/resource/2021/covid-19-data-and-reports>

\*For race/ethnicity groups with smaller populations, population size estimates may not be precise. If the true population is larger than the estimate we use here, then the true vaccination rate will be lower than reported above. Because of this uncertainty, we only report vaccinations rates up to 90%





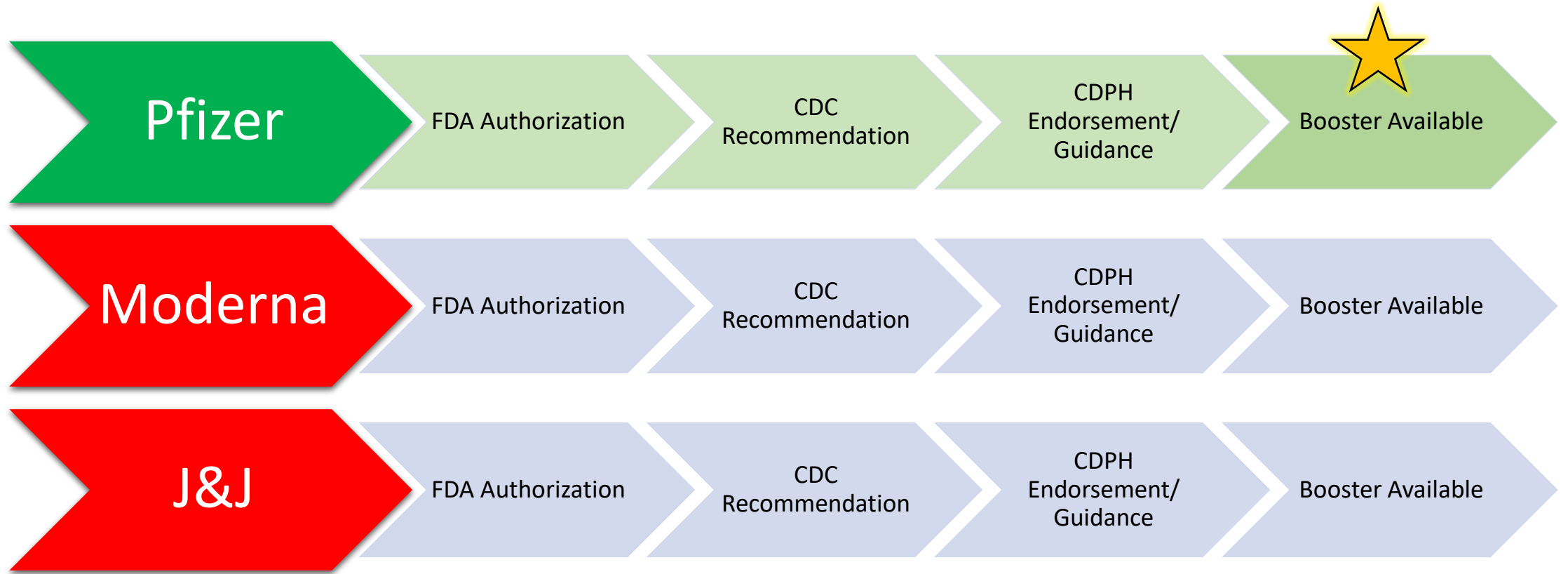
# Vaccination Status: All DPH Employees



As of 10/4 at 6:00pm



# Booster Timeline



## Key Dates:

- October 14<sup>th</sup> – FDA scheduled to discuss Moderna booster authorization
- October 15<sup>th</sup> – FDA scheduled to discuss J&J booster authorization



# Communications Strategy: When Vaccine Approved for 5-11 year olds

**Strategy will be driven by:** COVID Joint Information Center, DPH Communications, DPH Community Branch, and DPH Equity & Neighborhoods Team

## Joint Statement

- Health Systems Vaccine Collaborative will issue joint statement re: pediatric access and boosters

## Publicity

- Publicize vaccine access points in Health Systems, pharmacies, neighborhood sites, and SFUSD events via website, press releases, and other promotions
- Promote “Ask the Expert” availability at special events, neighborhood sites, etc.

## Town Halls

- Will be offered later in October, pending [FDA Advisory Committee meeting](#) scheduled for 10/26
- Will be provided in English, Spanish and Chinese

## CBO Support

- DPH will continue to support community-based organizations in supporting engagement, information sessions, and implementation of 5-11 vaccinations





# Schools Data

- SFUSD:
  - ~52,000 students and ~10,000 staff
  - Cumulative student cases since August 16: 282
  - Cumulative staff cases since August 16: 46
  - Cases due to in-school transmission: 10
  - Cumulative outbreaks: Less than 5
- Private, Parochial, Charter Schools:
  - ~22,500 students and ~5,000 staff
  - Cumulative student cases since August 16: 98
  - Cumulative staff cases since August 16: 20
  - Cases due to in-school transmission: 7
  - Cumulative outbreaks: Less than 5





# Summary and Looking Ahead

---

- Sustain efforts to respond to future surges
- Adapt systems to endemic COVID
- Vaccines: Boosters, 5–11-year-olds, primary dose hesitant
- Ongoing priorities: SNFs, shelters, schools, jail, and communities most disproportionately affected by COVID

