

## **ZSFG HUMAN RESOURCE SERVICES REPORT**

### **Submitted to the Joint Conference Committee (April 2021)**

#### Report Contents:

- Vacancy Report
  - Summary of Hiring Status (Vacancy rate over 10%)
  - Graphs: YTD vacancy rate, new hires and separation
- 

- 1) Total hospital vacancies decreased to 7.95% as of March 31, 2021, which is down from 7.96% in February 2021. We've hired a total of fifteen (15) employees between March 1, 2021 and March 31, 2021 in various classifications including RNs and had fourteen (14) separations during the same period of which four (4) were retirements.
- 2) RN vacancy rate is at 5%, with similar recruitment challenges as in the past few months
  - RN Reassignments re-opened on April 2, 2021 after a pause due to COVID emergency. When we fill positions via reassignment, we need to backfill the outgoing position, so overall vacancies remain the same. We anticipate most training positions as noted below will be filled via reassignments.
- 3) HR conducts weekly/monthly vacancy meetings with the hospital executive team, or Program Managers, to review hiring plan.

#### 4) **RN hiring status update:**

- Emergency Care Unit-
  - Eight (8) vacancies to fill (7.83% of RNs in this specialty)
    - Two (2) Experienced
    - Six (6) Training Program vacancies targeting June start work dates, selections in process
- Critical Care Unit –
  - Nine (9) total vacancies to fill (6.87% of RNs in this specialty)
    - Five (5) Experienced
    - Four (4) Training Program vacancies targeting May/June start work dates, selections in process
- Med-Surgical Unit-
  - Seven (7) vacancies to fill (1.52% of RNs within this specialty)
    - Two (2) Experienced, one new hire selected to start in May
    - Five (5) Training Program vacancies with two (2) selected thru internal Reassignment, and three (3) will be filled from external candidates
- OR Unit-
  - Two (2) vacancies to fill (6.42% of RNs within this specialty)

#### 5) **RN Training summary:**

We are piloting a return to training programs after over a year on pause. These classes are targeted for May-July in ED, ICU and Med Surg units, for a total of fifteen (15) trainees. Many training positions will be filled by existing RNs requesting an internal reassignment to a new area. We will re-assess training opportunities during the summer depending on operational need and COVID status.

**ZSFG HUMAN RESOURCE SERVICES REPORT**  
**Submitted to the Joint Conference Committee (April 2021)**

**6) Highlights of ZSFG non-RN hiring:**

1. Four (4) 2736 Porters starting in April
2. Two (2) 2920 Medical Social Worker starting in April and May
3. Four (4) 2305 LPTs selected for SFBHC
4. Two (2) 2314 Behavioral Health Team Leaders selected for SFBHC, difficult to fill positions with small applicant pools
5. Five (5) 2903 Hospital Eligibility Worker to start in April and May

Budgeted Class	Job Title	Budgeted FTE	Utilized FTE	Vacant FTE	Vacancy Rate
1662	Patient Accounts Asst Supv	1.00	0.00	1.00	100%
2540	Audiologist	1.00	0.00	1.00	100%
2585	Health Worker I	3.00	0.00	3.00	100%
2620	Food Service Mgr Administrator	1.00	0.00	1.00	100%
6130	Safety Analyst	1.00	0.00	1.00	100%
6139	Sr Industrial Hygienist	1.00	0.00	1.00	100%
7262	Maintenance Planner	1.00	0.00	1.00	100%
932	Manager IV	2.00	1.00	1.00	50%
1404	Clerk	4.00	2.00	2.00	50%
1657	Senior Systems Accountant	4.00	2.00	2.00	50%
1823	Senior Administrative Analyst	2.00	1.00	1.00	50%
1824	Principal Administrative Analyst	4.00	2.00	2.00	50%
2114	Medical Records Tech-Supv	2.00	1.00	1.00	50%
2392	Sr CPD Technician	2.00	1.00	1.00	50%
2558	Senior Physical Therapist	2.00	1.00	1.00	50%
7205	Chief Stationary Engineer	2.00	1.00	1.00	50%
7335	Sr Stationary Engineer	6.00	3.00	3.00	50%
2909	Hospital Eligibility Worker Supv	11.00	7.00	4.00	36%
2310	Surgical Procedures Technician	21.00	13.90	7.10	34%
2930	Behavioral Health Clinician	14.50	9.60	4.90	34%
1942	Assistant Materials Coordinator	3.00	2.00	1.00	33%
2105	Patient Services Finance Tech	12.00	8.00	4.00	33%
2555	Physical Therapist Assistant	3.00	2.00	1.00	33%
2593	Health Program Coordinator III	13.00	9.00	4.00	31%
941	Manager VI	4.00	3.00	1.00	25%
942	Manager VII	4.00	3.00	1.00	25%
1635	Health Care Billing Clerk I	4.00	3.00	1.00	25%
2112	Medical Records Technician	4.00	3.00	1.00	25%
2822	Health Educator	4.00	3.00	1.00	25%
4320	Cashier I	4.00	3.00	1.00	25%
2908	Hospital Eligibility Worker	78.00	61.00	17.00	22%
923	Manager II	5.00	4.00	1.00	20%
1654	Accountant III	5.00	4.00	1.00	20%
2654	Cook	10.00	8.00	2.00	20%
2587	Health Worker III	27.00	22.00	5.00	19%
2542	Speech Pathologist	6.20	5.08	1.12	18%
2312	Licensed Vocational Nurse	43.95	36.05	7.90	18%
2305	Psychiatric Technician	33.80	27.80	6.00	18%
2119	Health Care Analyst	17.00	14.00	3.00	18%
931	Manager III	12.00	10.00	2.00	17%
1632	Senior Account Clerk	6.00	5.00	1.00	17%
1663	Patient Accounts Supervisor	6.00	5.00	1.00	17%
2496	Radiologic Technologist Supv	6.00	5.00	1.00	17%
2622	Dietetic Technician	5.00	4.20	0.80	16%

Budgeted Class	Job Title	Budgeted FTE	Utilized FTE	Vacant FTE	Vacancy Rate
7334	Stationary Engineer	26.00	22.00	4.00	15%
2586	Health Worker II	65.50	55.50	10.00	15%
2406	Pharmacy Helper	7.00	6.00	1.00	14%
2453	Supervising Pharmacist	7.00	6.00	1.00	14%
1406	Senior Clerk	36.80	31.80	5.00	14%
1636	Health Care Billing Clerk II	23.00	20.00	3.00	13%
2302	Nursing Assistant	8.00	7.00	1.00	13%
2740	Porter Supervisor I	9.00	8.00	1.00	11%
2846	Nutritionist	5.00	4.50	0.50	10%
2314	Public Health Team Leader	23.80	21.60	2.20	9%
2903	Eligibility Worker	111.40	101.60	9.80	9%
2454	Clinical Pharmacist	35.50	32.50	3.00	8%
2409	Pharmacy Technician	55.50	50.98	4.53	8%
2323	Clinical Nurse Specialist	13.00	12.00	1.00	8%
2324	Nursing Supervisor	13.00	12.00	1.00	8%
2618	Food Service Supervisor	6.50	6.00	0.50	8%
2556	Physical Therapist	24.40	22.60	1.80	7%
2430	Medical Evaluations Assistant	168.56	156.71	11.85	7%
2450	Pharmacist	28.50	26.50	2.00	7%
2736	Porter	187.00	174.56	12.44	7%
1932	Assistant Storekeeper	17.00	16.00	1.00	6%
2548	Occupational Therapist	17.59	16.59	1.00	6%
2320	Registered Nurse	978.35	933.65	46.50	5%
2390	CPD Technician	24.80	23.80	1.00	4%
2303	Patient Care Assistant	181.80	174.80	7.00	4%
2424	X-Ray Laboratory Aide	34.50	33.50	1.00	3%
2604	Food Service Worker	52.10	51.00	1.10	2%
2471	Radiologic Technologist I, II, III	73.90	72.35	1.55	2%
1428	Unit Clerk	48.30	47.30	1.00	2%
2328	Nurse Practitioner	92.11	90.29	1.82	2%
2325	Nurse Midwife	3.44	3.41	0.03	1%
2330	Anesthetist	13.40	13.30	0.10	1%
2920	Medical Social Worker	39.85	39.73	0.12	0%
1708	Senior Telephone Operator	11.00	10.98	0.03	0%
922	Manager I	6.00	6.00	0.00	0%
943	Manager VIII	1.00	1.00	0.00	0%
1052	IS Business Analyst	1.00	1.00	0.00	0%
1093	IT Operations Support Admin III	5.00	5.00	0.00	0%
1165	Manager, DPH	1.00	1.00	0.00	0%
1166	Administrator, DPH	1.00	1.00	0.00	0%
1408	Principal Clerk	2.00	2.00	0.00	0%
1410	Chief Clerk	3.00	3.00	0.00	0%
1429	Nurses Staffing Assistant	12.00	12.00	0.00	0%
1630	Account Clerk	1.00	1.00	0.00	0%

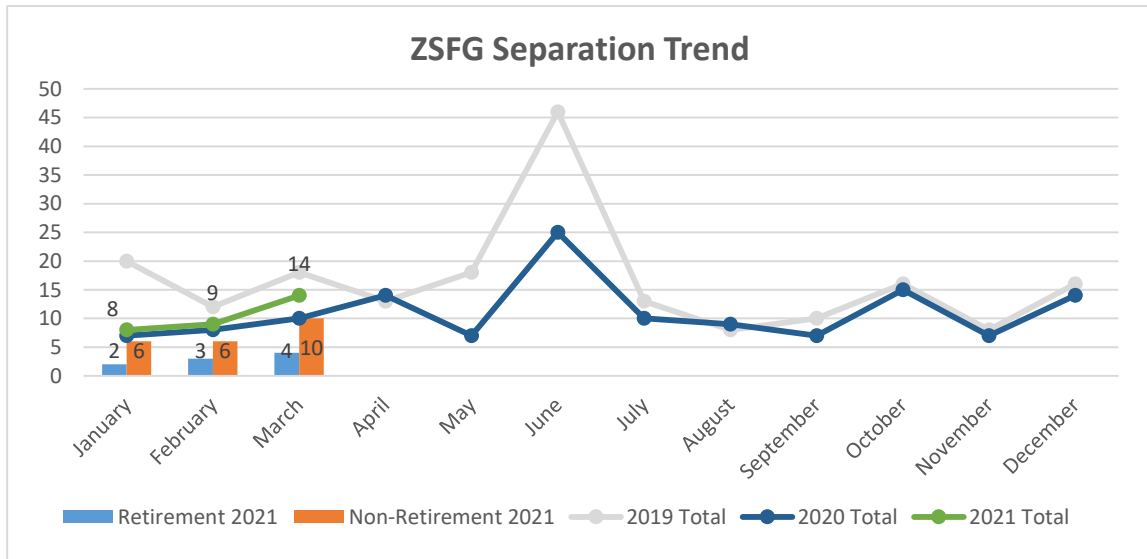
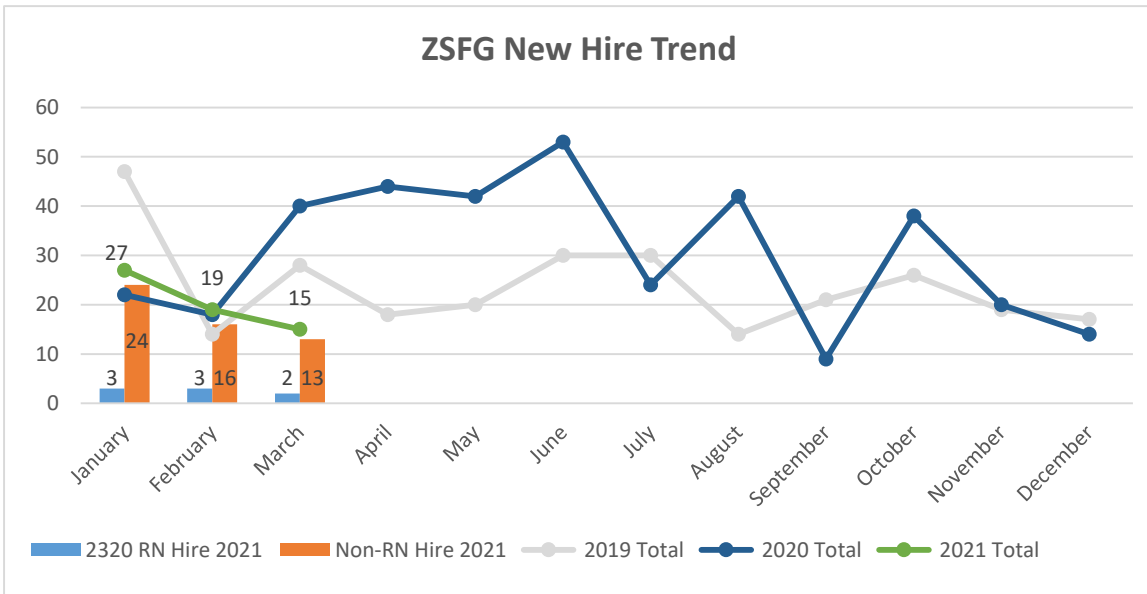
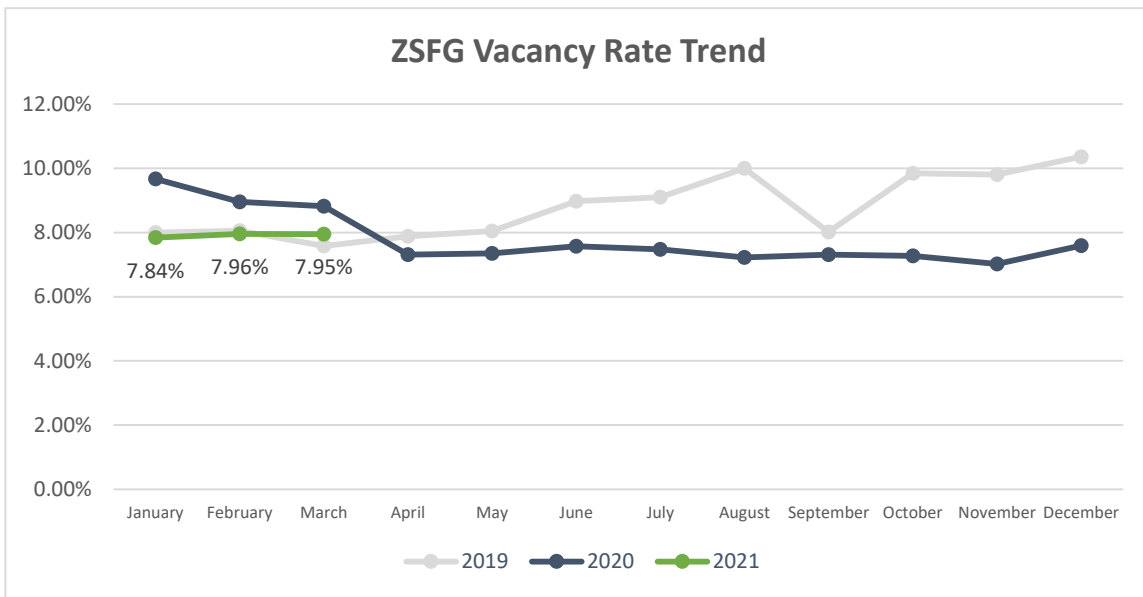
Budgeted Class	Job Title	Budgeted FTE	Utilized FTE	Vacant FTE	Vacancy Rate
1634	Principal Account Clerk	1.00	1.00	0.00	0%
1637	Patient Accounts Clerk	24.00	24.00	0.00	0%
1652	Senior Accountant	6.00	6.00	0.00	0%
1664	Patient Accounts Manager	1.00	1.00	0.00	0%
1710	Chief Telephone Operator	1.00	1.00	0.00	0%
1822	Administrative Analyst	1.00	1.00	0.00	0%
1825	Principal Administrative Analyst II	2.00	2.00	0.00	0%
1922	Senior Inventory Clerk	1.00	1.00	0.00	0%
1934	Storekeeper	3.00	3.00	0.00	0%
1936	Senior Storekeeper	1.00	1.00	0.00	0%
1938	Stores & Equipment Asst Supv	1.00	1.00	0.00	0%
1944	Materials Coordinator	1.00	1.00	0.00	0%
1950	Assistant Purchaser	1.00	1.00	0.00	0%
2106	Medical Staff Svcs-Specialist	3.00	3.00	0.00	0%
2107	Medical Staff Svcs-Analyst	2.00	2.00	0.00	0%
2110	Medical Records Clerk	4.00	4.00	0.00	0%
2202	Dental Aide	2.00	2.00	0.00	0%
2322	Nurse Manager	40.00	40.00	0.00	0%
2326	Nursing Supervisor - Psych	1.00	1.00	0.00	0%
2408	Senior Pharmacy Helper	1.00	1.00	0.00	0%
2436	Electroencephalograph Tech I	1.00	1.00	0.00	0%
2472	Radiologic Technologist Lead	6.80	6.80	0.00	0%
2473	Diagnostic Medical Sonographer I, II, III	11.00	11.00	0.00	0%
2474	Diagnostic Medical Sonographer Lead	1.00	1.00	0.00	0%
2514	Orthopedic Technician I	1.00	1.00	0.00	0%
2515	Orthopedic Technician II	1.00	1.00	0.00	0%
2520	Morgue Attendant	1.00	1.00	0.00	0%
2522	Senior Morgue Attendant	1.00	1.00	0.00	0%
2550	Sr Occupational Therapist	2.00	2.00	0.00	0%
2551	MH Treatment Specialist	2.00	2.00	0.00	0%
2554	Therapy Aide	3.98	3.98	0.00	0%
2589	Health Program Coordinator I	2.00	2.00	0.00	0%
2591	Health Program Coordinator II	3.00	3.00	0.00	0%
2606	Senior Food Service Worker	8.00	8.00	0.00	0%
2619	Senior Food Service Supervisor	1.00	1.00	0.00	0%
2624	Dietitian	8.00	8.00	0.00	0%
2626	Chief Dietitian	1.00	1.00	0.00	0%
2656	Chef	1.00	1.00	0.00	0%
2738	Porter Assistant Supervisor	1.00	1.00	0.00	0%
2770	Senior Laundry Worker	3.00	3.00	0.00	0%
2785	Assistant General Services Mgr	4.00	4.00	0.00	0%
2924	Medical Social Work Supv	2.00	2.00	0.00	0%
3417	Gardener	2.50	2.50	0.00	0%
3422	Park Section Supervisor	1.00	1.00	0.00	0%

Budgeted Class	Job Title	Budgeted FTE	Utilized FTE	Vacant FTE	Vacancy Rate
3530	Chaplain	1.00	1.00	0.00	0%
4322	Cashier 3	1.00	1.00	0.00	0%
5177	Safety Officer	1.00	1.00	0.00	0%
5506	Project Manager III	1.00	1.00	0.00	0%
7120	Buildings/Grounds Maint Supe	1.00	1.00	0.00	0%
7203	Buildings/Grounds Maint Supv	2.00	2.00	0.00	0%
7236	Locksmith Supervisor 1	1.00	1.00	0.00	0%
7242	Painter Supervisor I	1.00	1.00	0.00	0%
7342	Locksmith	2.00	2.00	0.00	0%
7344	Carpenter	2.00	2.00	0.00	0%
7345	Electrician	1.00	1.00	0.00	0%
7346	Painter	4.00	4.00	0.00	0%
7347	Plumber	2.00	2.00	0.00	0%
7348	Steamfitter	1.00	1.00	0.00	0%
7524	Institution Utility Worker	4.00	4.00	0.00	0%
	<b>Grand Total</b>	<b>3068.33</b>	<b>2824.45</b>	<b>243.88</b>	<b>7.95%</b>

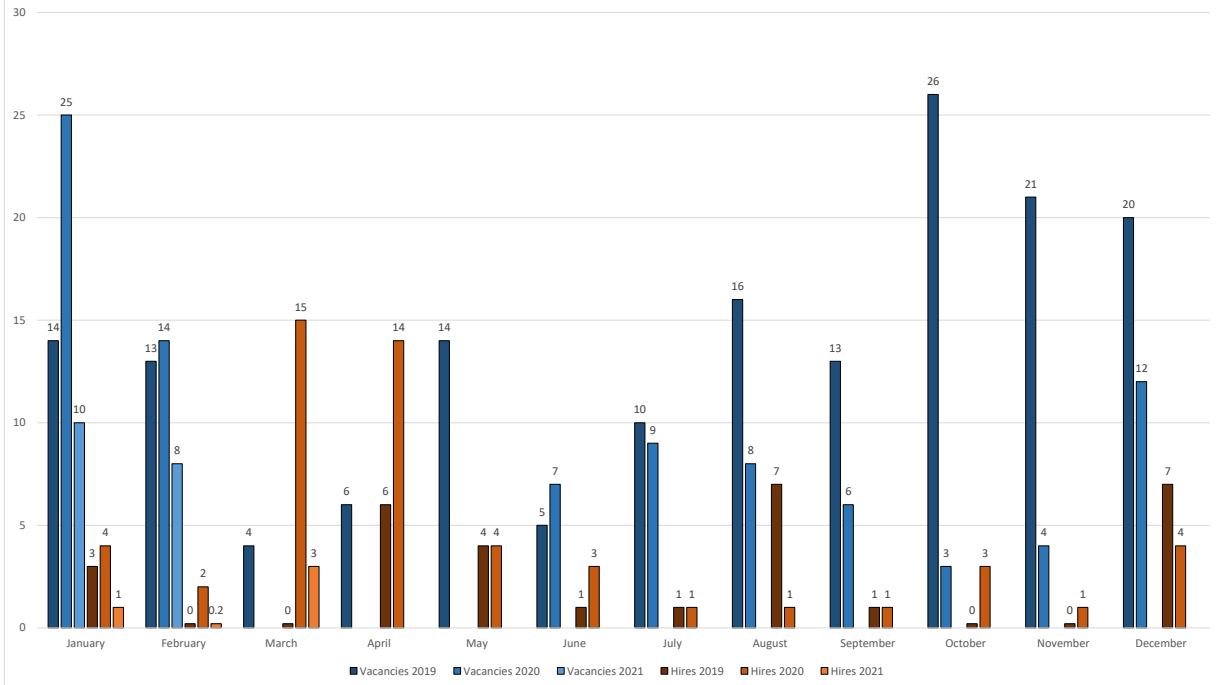
Budgeted Class	Job Title	Vacancy Rate	Utilized FTE	Vacant FTE	Notes
7262	Maintenance Planner	100%	0.00	1.00	Pending Requisition Approval
6139	Sr Industrial Hygienist	100%	0.00	1.00	Pending Announcement/Exam Administration
6130	Safety Analyst	100%	0.00	1.00	Pending Announcement/Exam Administration
2620	Food Service Mgr Administrator	100%	0.00	1.00	Interviews in Progress
2585	Health Worker I	100%	0.00	3.00	Interviews in Progress
2540	Audiologist	100%	0.00	1.00	Pending Requisition Approval
1662	Patient Accounts Asst Supv	100%	0.00	1.00	Interviews in Progress
7335	Sr Stationary Engineer	50%	3.00	3.00	Interviews in Progress
7205	Chief Stationary Engineer	50%	1.00	1.00	Pending Requisition Approval
2558	Senior Physical Therapist	50%	1.00	1.00	Pending Announcement/Exam Administration
2392	Sr CPD Technician	50%	1.00	1.00	Interviews in Progress
2114	Medical Records Tech-Supv	50%	1.00	1.00	Pending Announcement/Exam Administration
1824	Principal Administrative Analyst	50%	2.00	2.00	Pending Requisition Request by Hiring Manager
1823	Senior Administrative Analyst	50%	1.00	1.00	Pending Requisition Request by Hiring Manager
1657	Senior Systems Accountant	50%	2.00	2.00	Pending Announcement/Exam Administration
1404	Clerk	50%	2.00	2.00	Pending Approval/ Interview in Progress
0932	Manager IV	50%	1.00	1.00	Pending Announcement/Exam Administration
2909	Hospital Eligibility Worker Supv	36%	7.00	4.00	Pending Announcement/Exam Administration
2310	Surgical Procedures Technician	34%	13.90	7.10	Pending Selection
2930	Behavioral Health Clinician	34%	9.60	4.90	Pending Announcement/Exam Administration
2555	Physical Therapist Assistant	33%	2.00	1.00	Pending Selection
2105	Patient Services Finance Tech	33%	8.00	4.00	Pending Requisition Approval
1942	Assistant Materials Coordinator	33%	2.00	1.00	Interviews in Progress
2593	Health Program Coordinator III	31%	9.00	4.00	Pending Announcement/Exam Administration
4320	Cashier I	25%	3.00	1.00	Pending Requisition Request by Hiring Manager
2822	Health Educator	25%	3.00	1.00	Pending Selection
2112	Medical Records Technician	25%	3.00	1.00	Pending Announcement/Exam Administration
1635	Health Care Billing Clerk I	25%	3.00	1.00	Pending Requisition Approval
0942	Manager VII	25%	3.00	1.00	Interviews in Progress
0941	Manager VI	25%	3.00	1.00	Pending Requisition Request by Hiring Manager
2908	Hospital Eligibility Worker	22%	61.00	17.00	Pending Announcement/Exam Administration
2654	Cook	20%	8.00	2.00	Pending Announcement/Exam Administration
1654	Accountant III	20%	4.00	1.00	Pending Announcement/Exam Administration
0923	Manager II	20%	4.00	1.00	Pending Announcement/Exam Administration
2587	Health Worker III	19%	22.00	5.00	Pending Announcement/Exam Administration
2542	Speech Pathologist	18%	5.08	1.12	Pending Announcement/Exam Administration
2312	Licensed Vocational Nurse	18%	36.05	7.90	Pending Announcement/Exam Administration
2305	Psychiatric Technician	18%	27.80	6.00	Interviews in Progress
2119	Health Care Analyst	18%	14.00	3.00	Pending Selection
2496	Radiologic Technologist Supv	17%	5.00	1.00	Pending Announcement/Exam Administration
1663	Patient Accounts Supervisor	17%	5.00	1.00	Pending Requisition Approval
1632	Senior Account Clerk	17%	5.00	1.00	Interviews in Progress
0931	Manager III	17%	10.00	2.00	Pending Requisition Approval
2622	Dietetic Technician	16%	4.20	0.80	Pending Requisition Approval
7334	Stationary Engineer	15%	22.00	4.00	Interviews in Progress
2586	Health Worker II	15%	55.50	10.00	Interviews in Progress/ Pending Announcement
2453	Supervising Pharmacist	14%	6.00	1.00	Interviews in Progress

Budgeted Class	Job Title	Vacancy Rate	Utilized FTE	Vacant FTE	Notes
2406	Pharmacy Helper	14%	6.00	1.00	Pending Requisition Request by Hiring Manager
1406	Senior Clerk	14%	31.80	5.00	Interviews in Progress
1636	Health Care Billing Clerk II	13%	20.00	3.00	Pending Requisition Approval
2302	Nursing Assistant	13%	7.00	1.00	Pending Announcement/Exam Administration
2740	Porter Supervisor I	11%	8.00	1.00	Pending Announcement/Exam Administration
2846	Nutritionist	10%	4.50	0.50	Pending Requisition Request by Hiring Manager

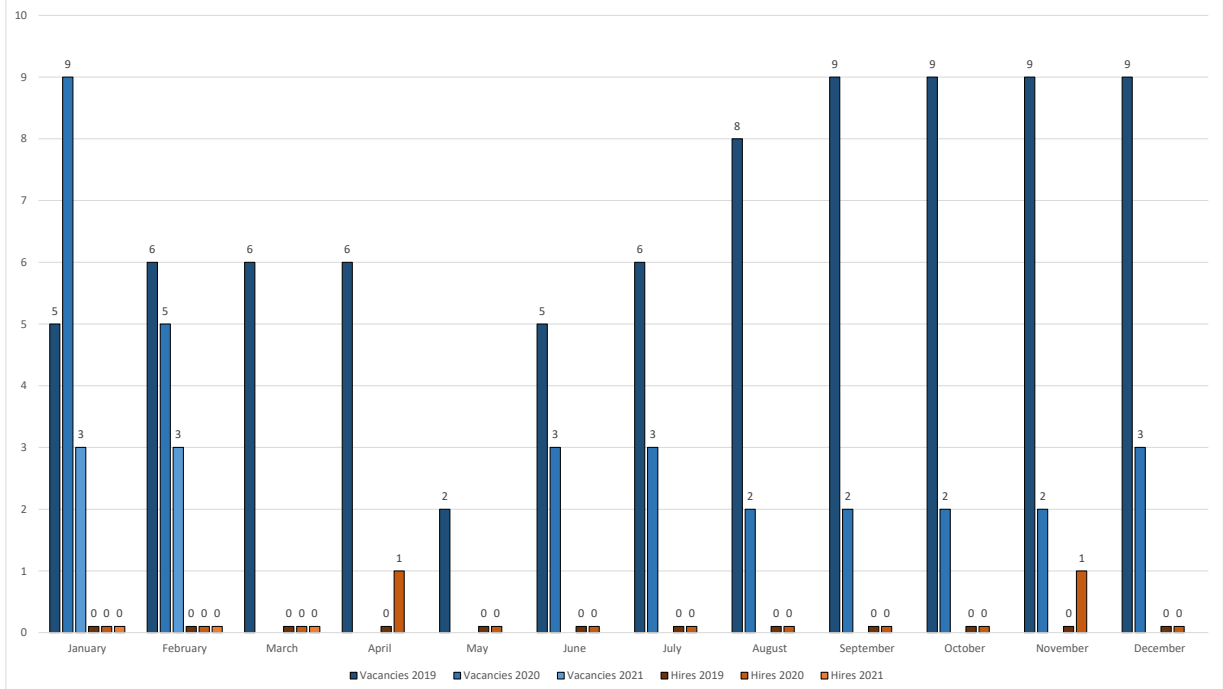


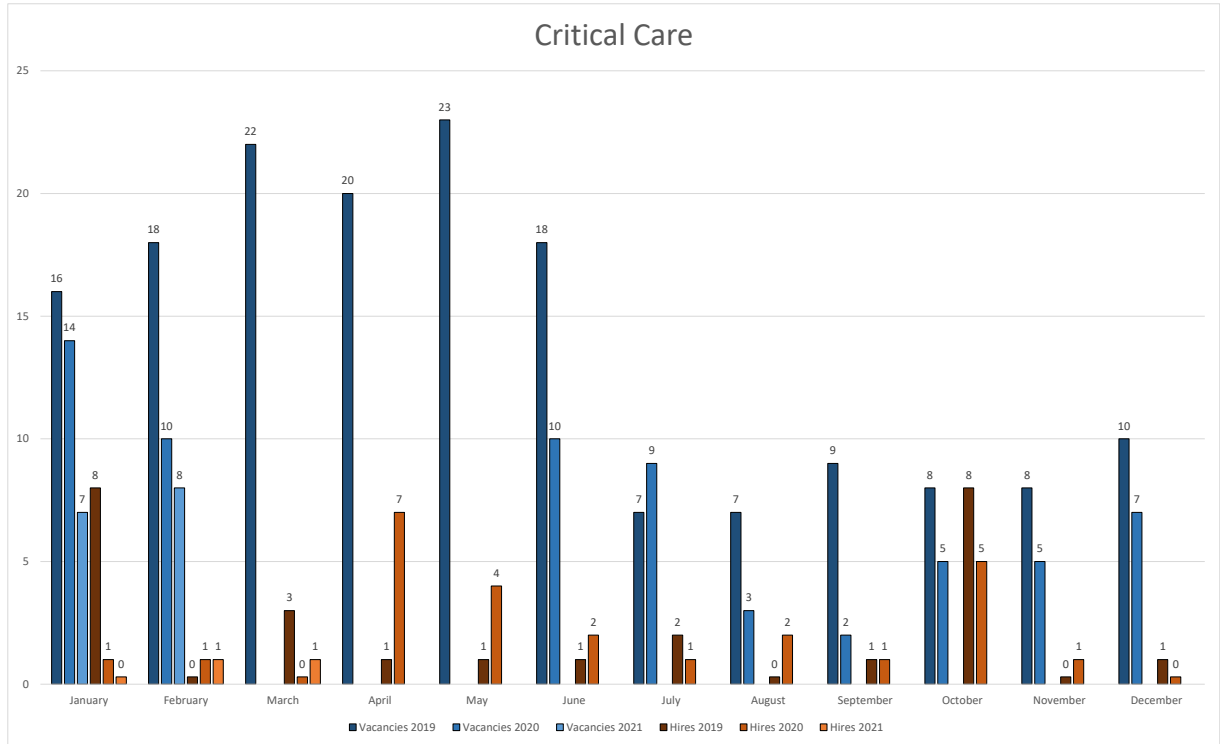
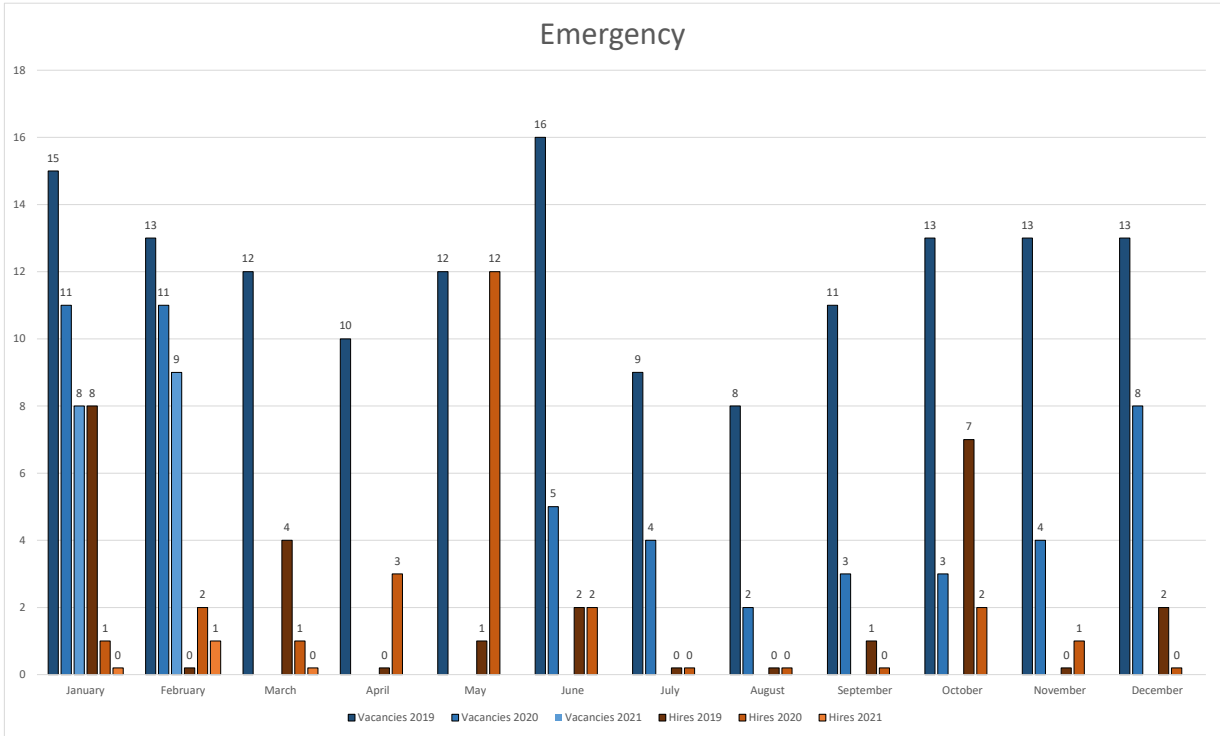


### Medical Surgical



### Surgery OR





\*Vacancies are based on data reported in JCC Summary.

\*Data set for hire details may exclude some reassignments and appointment changes.